

## MIT Open Access Articles

*Directly comparing GW150914 with numerical solutions of Einstein's equations for binary black hole coalescence*

The MIT Faculty has made this article openly available. **Please share** how this access benefits you. Your story matters.

**Citation:** Abbott, B. P. et al. "Directly Comparing GW150914 with Numerical Solutions of Einstein's Equations for Binary Black Hole Coalescence." *Physical Review D* 94.6 (2016): n. pag. © 2016 American Physical Society

**As Published:** <http://dx.doi.org/10.1103/PhysRevD.94.064035>

**Publisher:** American Physical Society

**Persistent URL:** <http://hdl.handle.net/1721.1/105891>

**Version:** Final published version: final published article, as it appeared in a journal, conference proceedings, or other formally published context

**Terms of Use:** Article is made available in accordance with the publisher's policy and may be subject to US copyright law. Please refer to the publisher's site for terms of use.



# Directly comparing GW150914 with numerical solutions of Einstein's equations for binary black hole coalescence

B. P. Abbott *et al.*\*

(LIGO Scientific Collaboration and Virgo Collaboration)

(Received 10 June 2016; published 14 September 2016)

We compare GW150914 directly to simulations of coalescing binary black holes in full general relativity, including several performed specifically to reproduce this event. Our calculations go beyond existing semianalytic models, because for all simulations—including sources with two independent, precessing spins—we perform comparisons which account for all the spin-weighted quadrupolar modes, and separately which account for all the quadrupolar and octopolar modes. Consistent with the posterior distributions reported by Abbott *et al.* [Phys. Rev. Lett. **116**, 241102 (2016)] (at the 90% credible level), we find the data are compatible with a wide range of nonprecessing *and precessing* simulations. Follow-up simulations performed using previously estimated binary parameters most resemble the data, even when all quadrupolar and octopolar modes are included. Comparisons including only the quadrupolar modes constrain the total redshifted mass  $M_z \in [64 M_\odot - 82 M_\odot]$ , mass ratio  $1/q = m_2/m_1 \in [0.6, 1]$ , and effective aligned spin  $\chi_{\text{eff}} \in [-0.3, 0.2]$ , where  $\chi_{\text{eff}} = (\mathbf{S}_1/m_1 + \mathbf{S}_2/m_2) \cdot \hat{\mathbf{L}}/M$ . Including both quadrupolar and octopolar modes, we find the mass ratio is even more tightly constrained. Even accounting for precession, simulations with extreme mass ratios and effective spins are highly inconsistent with the data, at any mass. Several nonprecessing and precessing simulations with similar mass ratio and  $\chi_{\text{eff}}$  are consistent with the data. Though correlated, the components' spins (both in magnitude and directions) are not significantly constrained by the data: the data is consistent with simulations with component spin magnitudes  $a_{1,2}$  up to at least 0.8, with random orientations. Further detailed follow-up calculations are needed to determine if the data contain a weak imprint from transverse (precessing) spins. For nonprecessing binaries, interpolating between simulations, we reconstruct a posterior distribution consistent with previous results. The final black hole's redshifted mass is consistent with  $M_{f,z}$  in the range  $64.0 M_\odot - 73.5 M_\odot$  and the final black hole's dimensionless spin parameter is consistent with  $a_f = 0.62-0.73$ . As our approach invokes no intermediate approximations to general relativity and can strongly reject binaries whose radiation is inconsistent with the data, our analysis provides a valuable complement to Abbott *et al.* [Phys. Rev. Lett. **116**, 241102 (2016)].

DOI: [10.1103/PhysRevD.94.064035](https://doi.org/10.1103/PhysRevD.94.064035)

## I. INTRODUCTION

On September 14, 2015 09:50:45 UTC, gravitational waves were observed in coincidence by the twin instruments of the Laser Interferometer Gravitational-wave Observatory (LIGO) located at Hanford, Washington, and Livingston, Louisiana, in the USA, an event known as GW150914 [1]. [LVC-detect](#) [1], [LVC-PE](#) [2], [LVC-TestGR](#) [3], and [LVC-Burst](#) [4] demonstrated consistency between GW150914 and selected individual predictions for a binary black hole coalescence, derived using numerical solutions of Einstein's equations for general relativity. [LVC-PE](#) [2] described a systematic, Bayesian method to reconstruct the properties of the coalescing binary, by comparing the data with the expected gravitational wave signature from binary black hole coalescence [5], evaluated using state-of-the-art semianalytic approximations to its dynamics and radiation [6–8].

In this paper, we present an alternative method of reconstructing the binary parameters of GW150914, without using the semianalytic waveform models employed in [LVC-PE](#) [2].

Instead, we compare the data directly with the most physically complete and generic predictions of general relativity: computer simulations of binary black hole coalescence in full nonlinear general relativity (henceforth referred to as numerical relativity, or NR). Although the semianalytic models are calibrated to NR simulations, even the best available models only imperfectly reproduce the predictions of numerical relativity, on a mode-by-mode basis [9,10]. Furthermore, typical implementations of these models, such as those used in [LVC-PE](#) [2], consider only the dominant spherical-harmonic mode of the waveform (in a corotating frame). For all NR simulations considered here—including sources with two independent, precessing spins—we perform comparisons that account for all the quadrupolar spherical-harmonic waveform modes, and separately comparisons that account for all the quadrupolar and octopolar spherical-harmonic modes.

The principal approach introduced in this paper is different from [LVC-PE](#) [2], which inferred the properties of GW150914 by adopting analytic waveform models. Qualitatively speaking, these models interpolate the *outgoing gravitational wave strain* (waveforms) between the well-characterized results of numerical relativity, as

\*Full author list given at the end of the article.

provided by a sparse grid of simulations. These interpolated or analytic waveforms are used to generate a continuous posterior distribution over the binary’s parameters. By contrast, in this study, we compare numerical relativity to the data first, evaluating a single scalar quantity (the marginalized likelihood) on the grid of binary parameters prescribed and provided by all available NR simulations. We then construct an approximation to the marginalized likelihood that interpolates between NR simulations with different parameters. To the extent that the likelihood is a simpler function of parameters than the waveforms, this method may require fewer NR simulations and fewer modeling assumptions. Moreover, the interpolant for the likelihood needs to be accurate only near its peak value, and not everywhere in parameter space. A similar study was conducted on GW150914 using a subset of numerical relativity waveforms directly against reconstructed waveforms [4]; the results reported here are consistent but more thorough.

Despite using an analysis that has few features or code in common with the methods employed in LVC-PE [2], we arrive at similar conclusions regarding the parameters of the progenitor black holes and the final remnant, although we extract slightly more information about the binary mass ratio by using higher-order modes. Thus, we provide independent corroboration of the results of LVC-PE [2], strengthening our confidence in both the employed statistical methods and waveform models.

This paper is organized as follows. Section II provides an extended motivation for and summary of this investigation. Section III A reviews the history of numerical relativity and introduces notation to characterize simulated binaries and their radiation. Section III B describes the simulations used in this work. Section III C briefly describes the method used to compare simulations to the data; see PE+NR-Methods [11] for further details. Section III D describes the implications of using NR simulations that include only a small number of gravitational-wave cycles. Section III F relates this investigation to prior work. Section IV describes our results on the pre-coalescence parameters. We provide a ranking of simulations as measured by a simple measure of fit (peak marginalized log likelihood). When possible, we provide an approximate posterior distribution over all intrinsic parameters. Using both our simple ranking and approximate posterior distributions, we draw conclusions about the range of source parameters that are consistent with the data. Section V describes our results on the post-coalescence state. Our statements rely on the final black hole (BH) masses and spins derived from the full NR simulations used. We summarize our results in Sec. VI. In Appendix A, we summarize the simulations used in this work and their accuracy, referring to the original literature for complete details.

## II. MOTIVATION FOR THIS STUDY

This paper presents an alternative analysis of GW150914 and an alternative determination of its intrinsic parameters.

The methods used here differ from those in LVC-PE [2] in two important ways. First, the statistical analysis here is performed in a manner different than and independent of the one in LVC-PE [2]. Second, the gravitational waveform models used in LVC-PE [2] are analytic approximations of particular functional forms, with coefficients calibrated to match selected NR simulations; in contrast, here we directly use waveforms from NR simulations. Despite these differences, our conclusions largely corroborate the quantitative results found in LVC-PE [2].

Our study also addresses key challenges associated with gravitational wave parameter estimation for black hole binaries with total mass  $M > 50 M_{\odot}$ . In this mass regime, LIGO is sensitive to the last few dozens of cycles of coalescence, a strongly nonlinear epoch that is the most difficult to approximate with analytic (or semianalytic) waveform models [6,12–14]. Figure 1 illustrates the dynamics and expected detector response in this regime, for a source like GW150914. For these last dozen cycles, existing analytic waveform models have only incomplete descriptions of precession, lack higher-order spherical-harmonic modes, and do not fully account for strong nonlinearities. Preliminary investigations have shown that inferences about the source drawn using these existing analytic approximations can be slightly or significantly biased [9,14–16]. Systematic studies are underway to assess how these approximations influence our best estimates of a candidate binary’s parameters. At present, we can only summarize the rationale for these investigations, not their results. To provide three concrete examples of omitted physics, first and foremost, even the most sophisticated models for binary black hole coalescence [6] do not yet account for the asymmetries [16] responsible for the largest gravitational-wave recoil kicks

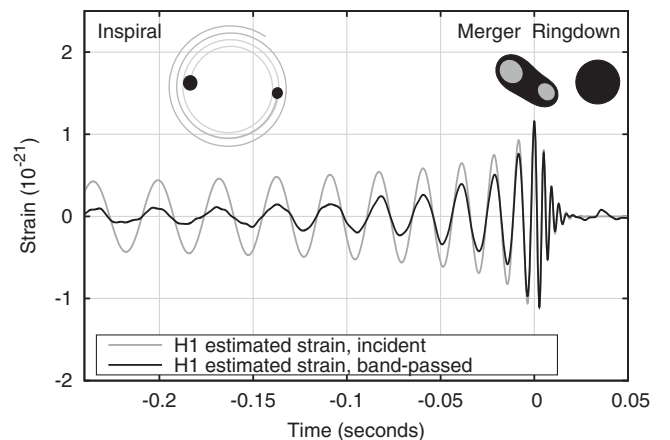


FIG. 1. *Simulated waveform*: Predicted strain in H1 for a source with parameters  $q = 1.22$ ,  $\chi_{1,z} = 0.33$ ,  $\chi_{2,z} = 0.44$ , simulated in full general relativity; compare to Fig. 2 in LVC-detect [1]. The gray line shows the idealized strain response  $h(t) = F_+ h_+(t) + F_x h_x(t)$ , while the solid black line shows the whitened strain response, using the same noise power spectrum as LVC-detect [1].

[17,18]. Second, the analytic waveform models adopted in LVC-PE [2] adopted simple spin treatments (e.g., a binary with aligned spins, or a binary with single effective precessing spin) that cannot capture the full spin dynamics [19–21]. A single precessing spin is often a good approximation, particularly for unequal masses where one spin dominates the angular momentum budget [8,19,22–24]. However, for appropriate comparable-mass sources, two-spin effects are known to be observationally accessible [16,25] and cannot be fully captured by a single spin. Finally, LVC-PE [2] and LVC-TestGR [3] made an additional approximation to connect the inferred properties of the binary black hole with the final black hole state [26,27]. The analysis presented in this work does not rely on these approximations: observational data are directly compared against a wide range of NR simulations and the final black hole properties are extracted directly from these simulations, without recourse to estimated relationships between the initial and final state. By circumventing these approximations, our analysis can corroborate conclusions about selected physical properties of GW150914 presented in those papers.

Despite the apparent simplicity of GW150914, we find that a range of binary black hole masses and spins, including strongly precessing systems with significant misaligned black hole spins [28], are reasonably consistent with the data. The reason the data cannot distinguish between sources with qualitatively different dynamics is a consequence of both the orientation of the source relative to the line of sight and the time scale of GW150914. First, if the line of sight is along or opposite the total angular momentum vector of the source, even the most strongly precessing black hole binary emits a weakly modulated inspiral signal, which lacks unambiguous signatures of precession and is easily mistaken for a nonprecessing binary [25,29]. Second, because GW150914 has a large total mass, very little of the inspiral lies in LIGO’s frequency band, so the signal is short, with few orbital cycles and even fewer precession cycles prior to or during coalescence. The short duration of GW150914 provides few opportunities for the dynamics of two precessing spins to introduce distinctive amplitude and phase modulations into its gravitational wave inspiral signal [19].

Although the orientation of the binary and the short duration of the signal make it difficult to extract spin information from the *inspiral*, comparable-mass binaries with large spins can have exceptionally rich dynamics with waveform signatures that extend into the late inspiral and the strong-field merger phase [8,30]. By utilizing full NR waveforms instead of the single-spin (precessing) and double-spin (nonprecessing) models applied in LVC-PE [2], the approach described here provides an independent opportunity to extract additional insight from the data, or to independently corroborate the results of LVC-PE [2].

Our study employs a simple method to carry out our Bayesian calculations: for each NR simulation, we evaluate

the marginalized likelihood of the simulation parameters given the data. The likelihood is evaluated via an adaptive Monte Carlo integrator. This method provides a quantitative ranking of simulations; with judicious interpolation in parameter space, the method also allows us to identify candidate parameters for follow-up numerical relativity simulations. To estimate parameters of GW150914, we can simply select the subset of simulations and masses that have a marginalized likelihood greater than an observationally motivated threshold (i.e., large enough to contribute significantly to the posterior). Even better, with a modest approximation to fill the gaps between NR simulations, we can reproduce and corroborate the results in LVC-PE [2] with a completely independent method. We explicitly construct an approximation to the likelihood that interpolates between simulations of precessing binaries, and demonstrate its validity and utility.

It is well known that the choice of prior may influence conclusions of Bayesian studies when the data do not strongly constrain the relevant parameters. For example, the results of LVC-PE [2] suggest that GW150914 had low to moderate spins, but this is due partly to the conventional prior used in LVC-PE [2] and earlier studies [5]. This prior is uniform in spin *magnitude*, and therefore unfavorable to the most dynamically interesting possibilities: comparable-mass binaries with two large, dynamically significant precessing spins [25]. In contrast, by directly considering the (marginalized) likelihood, the results of our study are independent of the choice of prior. For example, we find here that GW150914 is consistent with two large, dynamically significant spins.

Finally, our efforts to identify even subtle hints of spin precession are motivated by the astrophysical opportunities afforded by spin measurements with GW150914; see LVC-Astro [31]. Using the geometric spin prior adopted in LVC-PE [2], the data from GW150914 are just as consistent with an origin from a nonprecessing or precessing binary, as long as the sum of the components of the spins parallel to the orbital angular momentum  $\mathbf{L}$  is nearly zero. If the binary black hole formed from isolated stellar evolution, one could reasonably expect all angular momenta to be strictly and positively aligned at coalescence; see LVC-Astro [31] and [32]. Hence, if we believe GW150914 formed from an isolated binary, our data would suggest black holes are born with small spins:  $a_1 = |\mathbf{S}_1|/m_1^2 \leq 0.22$  and  $a_2 \leq 0.25$ , where  $\mathbf{S}_i$  and  $m_i$  are the black hole spins and masses (LVC-PE [2]). If these strictly aligned isolated evolution formation scenarios are true, then a low black hole spin constrains the relevant accretion, angular momentum transport, and tidal interaction processes in the progenitor binary; cf. Refs. [32–34]. On the other hand, the data are equally consistent with a strongly precessing black hole binary with large component spins, formed in a densely interacting stellar cluster (LVC-Astro [31]). Measurements of the binary black holes’ transverse spins

will therefore provide vital clues as to the processes that formed GW150914. In this work we use numerical relativity to check for any evidence for or against spin precession that might otherwise be obscured by model systematics. Like [LVC-PE \[2\]](#), we find results consistent with but with no strong support for precessing spins.

### III. METHODS

#### A. Numerical relativity simulations of binary black hole coalescence

The first attempts to solve the field equations of general relativity numerically began in the 1960s, by Hahn and Lindquist [35], followed with some success by Smarr [36,37]. In the 1990s, a large collaboration of US universities worked together to solve the ‘‘Grand Challenge’’ of evolving binary black holes [38–40]. In 2005, three groups [41–43] developed two completely independent techniques that produced the first collisions of orbiting black holes. The first technique [41] involved the use of generalized harmonic coordinates and the excision of the black hole horizons, while the second technique [42,43], dubbed the ‘‘moving punctures approach,’’ used singularity-avoiding slices of the black hole spacetimes.

Since then, the field has seen an explosion of activity and improvements in methods and capabilities; see, e.g., Refs. [44–47]. Multiple approaches have been pursued and validated against one another [10,48,49]. Binaries can now be evolved in wide orbits [50], at high mass ratios up to 100 : 1 [51,52], with near-maximal black hole spin [53–55], and for many orbits before coalescence [28,56]. At sufficiently large separations, despite small gauge and frame ambiguities, the orbital and spin dynamics evaluated using numerical relativity agrees with post-Newtonian calculations [6,57–60]. The stringent phase and amplitude needs of gravitational wave detection and parameter estimation prompted the development of revised standards for waveform accuracy [61,62]. Several projects have employed numerical relativity-generated waveforms to assess gravitational-wave detection and parameter estimation strategies [12,63–67]. These results have been used to calibrate models for the leading-order radiation emitted from binary black hole coalescence [6,8,9,13,58,68,69]. Our study builds on this past decade’s experience with modeling the observationally relevant dynamics and radiation from comparable-mass coalescing black holes.

In this and most NR work, the initial data for a simulation of coalescing binaries are characterized by the properties and initial orbit of its two component black holes: by initial black holes masses  $m_1$ ,  $m_2$  and spins  $\mathbf{S}_1$ ,  $\mathbf{S}_2$ , specified in a quasicircular orbit such that the (coordinate) orbital angular momentum is aligned with the  $\hat{z}$  axis and the initial separation is along the  $\hat{x}$  axis. In this work, we characterize these simulations by the dimensionless mass ratio  $q = m_1/m_2$  (adopting the convention  $m_1 \geq m_2$ ), the dimensionless spin parameters  $\chi_i = \mathbf{S}_i/m_i^2$ , and an initial dimensionless orbital

frequency  $M\omega_0$ . For each simulation, the orientation-dependent gravitational wave strain  $h(t, r, \hat{n})$  at large distances can be efficiently characterized by a (spin-weighted) spherical harmonic decomposition of  $h(t, r, \hat{n})$  as  $h(t, r, \hat{n}) = \sum_{l \geq 2} \sum_{m=-l}^l h_{lm}(t, r) {}_{-2}Y_{lm}(\hat{n})$ . To a good first approximation, only a few terms in this series are necessary to characterize the observationally accessible radiation in any direction [15,70–73]. For example, when a binary is widely separated, only two terms dominate this sum:  $(l, |m|) = (2, 2)$ . Conversely, however, several terms (modes) are required for even nonprecessing binaries, viewed along a generic line of sight; more are needed to capture the radiation from precessing binaries.

For nonprecessing sources with a well-defined axis of symmetry, individual modes  $(l, m)$  have distinctive characters, and can be easily isolated numerically and compared with analytic predictions. For precessing sources, however, rotation mixes modes with the same  $l$ . To apply our procedure self-consistently to both nonprecessing and precessing sources, we include all modes  $(l, m)$  with the same  $l$ . However, at the start of each simulation, the  $(l, m)$  mode oscillates at  $m$  times the orbital frequency. For  $m > 3$ , scaling our simulations to the inferred mass of the source, this initial mode frequency is often well above 30 Hz, the minimum frequency we adopt in this work for parameter estimation. We therefore cannot safely and self-consistently compare all modes with  $l > 3$  to the data using numerical relativity alone: an approximation would be required to go to higher order (i.e., hybridizing each NR simulation with an analytic approximation at early times).

Therefore, in this paper, we use all five of the  $l = 2$  modes to draw conclusions about GW150914, which is necessary and sufficient to capture the leading-order influence of any orbital precession. To incorporate the effect of higher harmonics, we repeat our calculations, using all of the  $l \leq 3$  modes. We defer a careful treatment of higher-order modes and the  $m = 0$  modes to [PE+NR-Methods \[11\]](#) and subsequent work.

#### B. Numerical relativity simulations used

Our study makes use of 1139 distinct simulations of binary black hole quasicircular inspiral and coalescence. Table II summarizes the salient features of this set, namely, the mass ratio and initial spins for the simulations used here, all initially in a quasicircular orbit with orbital separation along the  $\hat{x}$  axis and velocities along  $\pm\hat{y}$ .

The RIT group provided 394 simulations. The simulations include binaries with a wide range of mass ratios, as well as a wide range of black hole angular momentum (spin) magnitudes and directions [18,28,74–76], including a simulation with large transverse spins and several spin precession cycles which fits GW150914 well [28], as described below. The SXS group has provided both a publicly available catalog of coalescing black hole binary mergers [59], a new catalog of nonprecessing simulations [77], and selected supplementary

simulations described below. Currently extended to 310 members in the form used here, this catalog includes many high-precision zero- and aligned-spin sources, selected precessing systems, and simulations including extremely high black hole spin. The Georgia Tech group (GT) provided 406 simulations; see Refs. [16] and [78] for further details. This extensive archive covers a wide range of spin magnitudes and orientations, including several systematic one- and two-parameter families. The Cardiff-UIB group provided 29 simulations, all specifically produced to follow up GW150914 via a high-dimensional grid stencil, performed via the bifunctional adaptive mesh (BAM) code [79,80]. These four sets of simulations explore the model space near the event in a well-controlled fashion. In addition to previously reported simulations, several groups performed new simulations (108 in total) designed to reproduce the parameters of the event, some of which were applied to our analysis. These simulations are denoted in Table II and our other reports by an asterisk (\*). These follow-up simulations include three independent simulations of the same parameters drawn from the distributions in LVC-PE [2], from RIT, SXS, and GT, allowing us to assess our systematic error. These simulations were reported in LVC-detect [1] and LVC-Burst [4], and are indicated by (+) in our tables.

The simulations used here have either been published previously, or were produced using one of these well-tested procedures to evolve binary black holes, operating in familiar circumstances. For reference, in Appendix A, we outline the four groups' previously established methods and results. For this application, we trust these simulations' accuracy, based on their past track record of good performance and internal validation studies. By incorporating simulations of identical physics provided by different groups and at different resolutions, our methods provide a direct corroboration: simulations with similar physics produce similar results; see the discussion in Sec. IV D.

### C. Directly comparing NR with data

For each simulation, each choice of seven extrinsic parameters  $\theta$  (four spacetime coordinates for the coalescence event; three Euler angles for the binary's orientation relative to the Earth), and each choice for the redshifted total binary mass  $M_z = (1+z)M$ , we can predict the response  $h_k$  of both of the  $k = 1, 2$  LIGO instruments to the implied gravitational wave signal. Using  $\lambda$  to denote the combination of redshifted mass  $M_z$  and the numerical relativity simulation parameters needed to uniquely specify the binary's dynamics, we can therefore evaluate the likelihood of the data given the noise:

$$\ln \mathcal{L}(\lambda; \theta) = -\frac{1}{2} \sum_k \langle h_k(\lambda, \theta) - d_k | h_k(\lambda, \theta) - d_k \rangle_k - \langle d_k | d_k \rangle_k, \quad (1)$$

where  $h_k$  is the predicted response of the  $k$ th detector due to a source with parameters  $\lambda$ ,  $\theta$ ,  $d_k$  are the detector data in

instrument  $k$ , and  $\langle a|b \rangle_k \equiv \int_{-\infty}^{\infty} 2df \tilde{a}(f)^* \tilde{b}(f) / S_{h,k}(|f|)$  is an inner product implied by the  $k$ th detector's noise power spectrum  $S_{h,k}(f)$ ; see, e.g., Ref. [81] for more details. In practice, as discussed in the next section, we adopt a low-frequency cutoff  $f_{\text{low}}$ , so all inner products are modified to

$$\langle a|b \rangle_k \equiv 2 \int_{|f|>f_{\text{low}}} df \frac{\tilde{a}(f)^* \tilde{b}(f)}{S_{h,k}(|f|)}. \quad (2)$$

Except for an overall normalization constant and a different choice for the low-frequency cutoff, our expression agrees with Eq. (1) in LVC-PE [2]. The joint posterior probability of  $\lambda$ ,  $\theta$  follows from Bayes' theorem:

$$p_{\text{post}}(\lambda, \theta) = \frac{\mathcal{L}(\lambda, \theta) p(\theta) p(\lambda)}{\int d\lambda d\theta \mathcal{L}(\lambda, \theta) p(\lambda) p(\theta)}, \quad (3)$$

where  $p(\theta)$  and  $p(\lambda)$  are priors on the (independent) variables  $\theta$ ,  $\lambda$ .<sup>1</sup> For each  $\lambda$ —that is, for each simulation and each redshifted mass  $M_z$ —we evaluate the marginalized likelihood

$$\mathcal{L}_{\text{marg}}(\lambda) \equiv \int \mathcal{L}(\lambda, \theta) p(\theta) d\theta \quad (4)$$

via direct Monte Carlo integration, where  $p(\theta)$  is uniform in 4-volume and source orientation [81].<sup>2</sup> The marginalized likelihood measures the similarity between the data and a source with parameters  $\lambda$  and enters naturally into full Bayesian posterior calculations. In terms of the marginalized likelihood and some assumed prior  $p(\lambda)$  on intrinsic parameters like masses and spins, the posterior distribution for intrinsic parameters is

$$p_{\text{post}}(\lambda) = \frac{\mathcal{L}_{\text{marg}}(\lambda) p(\lambda)}{\int d\lambda \mathcal{L}_{\text{marg}}(\lambda) p(\lambda)}. \quad (5)$$

If we can evaluate  $\mathcal{L}_{\text{marg}}$  on a sufficiently dense grid of intrinsic parameters, Eq. (5) implies that we can reconstruct the full posterior parameter distribution via interpolation or other local approximations. This reconstruction needs to accurately reproduce  $\mathcal{L}_{\text{marg}}$  only near its peak value; for example, if  $\mathcal{L}_{\text{marg}}(\lambda)$  can be approximated by a  $d$ -dimensional Gaussian, then we anticipate that only configurations  $\lambda$  with

$$\ln \mathcal{L}_{\text{max}} / \mathcal{L}_{\text{marg}}(\lambda) > \chi_{d,c}^2 / 2 \quad (6)$$

<sup>1</sup>For simplicity, we assume all BH-BH binaries are equally likely anywhere in the Universe, at any orientation relative to the detector. Future direct observations may favor a correlated distribution, including BH formation at higher masses at large redshift.

<sup>2</sup>Our choice for  $p(\theta)$  differs only superficially from that adopted in LVC-PE [2], by adopting a narrower prior on the geocentric event time. Here, we allow  $\pm 0.05$  s around the time reported by the online analysis; LVC-PE [2] allowed  $\pm 0.1$  s.

contribute to the posterior distribution at the  $1 - \epsilon$  credible interval, where  $\chi^2_{d,\epsilon}$  is the inverse- $\chi^2$  distribution.

Based on the similarity of our distribution to a suitably parametrized multidimensional Gaussian, we anticipate that only the region of parameter space with  $\ln \mathcal{L}_{\max} - \ln \mathcal{L}_{\text{marg}}(\lambda) \lesssim 6.7$  can potentially impact our conclusions regarding the 90% credible level for  $d = 8$  (i.e., two masses and two precessing spins); for  $d = 4$ , more relevant to the most strongly accessible parameters (i.e., two masses and two aligned spins), the corresponding interval is  $\ln \mathcal{L}_{\max} - \ln \mathcal{L}_{\text{marg}}(\lambda) \lesssim 4$ .

Each NR simulation corresponds to a particular value of seven of the intrinsic parameters (the mass ratio and the three components of each spin vector) but can be scaled to an arbitrary value of the total redshifted mass  $M_z$ . Therefore each NR simulation represents a one-parameter family of points in the eight-dimensional parameter space of all possible values of  $\lambda$ . For each simulation, we evaluate the marginalized log likelihood versus redshifted mass  $\ln \mathcal{L}_{\text{marg}}(M_z)$  on an array of masses, adaptively exploring each one-parameter family to cover the interval  $\ln \mathcal{L}_{\max} - \ln \mathcal{L}_{\text{marg}}(\lambda) < 10$ . To avoid systematic bias introduced by interpolation or fitting, our principal results are simply these tabulated function values, explored almost continuously in mass  $M_z$  and discretely, as our fixed simulation archive permits, in other parameters. The set of intrinsic parameters  $V_C \equiv \{\lambda: \ln \mathcal{L}_{\text{marg}} > C\}$  above a cutoff  $C$  identifies a subset of binary configurations whose gravitational wave emission is consistent with the data.<sup>3</sup> Though this approach provides a powerfully model-independent approach to gravitational-wave parameter estimation, as described above it is restricted to the discrete grid of NR simulation values. Fortunately, the brevity and simplicity of the signal—only a few chirping and little-modulated cycles—requires the posterior distribution to be broad and smooth, extending over many numerical relativity simulations’ parameters. This allows us to go beyond comparisons on a discrete grid of NR simulations, and instead interpolate between simulations to reconstruct the entire distribution.

To establish a sense of scale, we can use a simple order-of-magnitude calculation for  $\ln \mathcal{L}_{\text{marg}}$ . The signal-to-noise ratio  $\rho$  and peak likelihood of any assumed signal are

<sup>3</sup>While this approach works for multidimensional Gaussians, it can break down in coordinate systems where the prior is particularly significant (e.g., diverges; see the grid-based method in Ref. [82]) or where the likelihood has strong features (e.g., corners and tails) in multiple dimensions. For example, a likelihood constant on a sphere plus thin, long spines (e.g., the shape of a sea urchin) will have little posterior support on the spines, but each of the spines would be selected by a likelihood cut of the kind used here. As our calculations below demonstrate, marginalization over extrinsic parameters eliminates most complexity in the likelihood: our function is smooth, dominated by a handful of parameters, without corners or narrow tails.

related:  $\rho = \sqrt{2 \max_{\theta} \ln \mathcal{L}}$ . Even at the best intrinsic parameters  $\lambda$ , the marginalized log-likelihood  $\ln \mathcal{L}_{\text{marg}}$  will be well below the peak value  $\max_{\theta} \ln \mathcal{L}$ , because only a small fraction of extrinsic parameters  $\theta$  have support from the data [83]. Using GW150914’s previously reported signal amplitude [ $\rho = 23.5\text{--}26.8$ ], its extrinsic parameters and their uncertainty (LVC-PE [2]), and our prior  $p(\theta)$ , we expect the peak value of  $\ln \mathcal{L}_{\text{marg}}$  to be of order 240–330. The interval of  $\ln \mathcal{L}_{\text{marg}}$  selected by Eq. (6) is a small fraction of the full range of  $\ln \mathcal{L}_{\text{marg}}$ , identifying a narrow range of parameters  $\lambda$  which are consistent with the data.

Our analysis of this event, as well as synthetic data, suggests that  $\ln \mathcal{L}_{\text{marg}}$  is often well approximated by simple low-order series in intrinsic parameters  $\lambda$ . This simple behavior is most apparent versus the total mass  $M_z$ . Figure 2 shows examples of the marginalized log likelihood evaluated using two of our most promising simulation candidates: they are well approximated by a quadratic over the entire observationally interesting range. We approximate  $\ln \mathcal{L}_{\text{marg}}(M_z)$  as a second-order Taylor series,

$$\ln \mathcal{L}_{\text{marg}}(M_z) \simeq \ln L - \frac{1}{2} \Gamma_{MM} (M_z - M_{z,*})^2, \quad (7)$$

where the constants  $\ln L$ ,  $M_{z,*}$ , and  $\Gamma_{MM}$  represent the largest value of  $\ln \mathcal{L}_{\text{marg}}$ , the redshifted mass at which this maximum occurs, and the second derivative at the peak value. Even in (rare) cases when a locally quadratic approximation slightly breaks down, we still use  $\ln L$  to

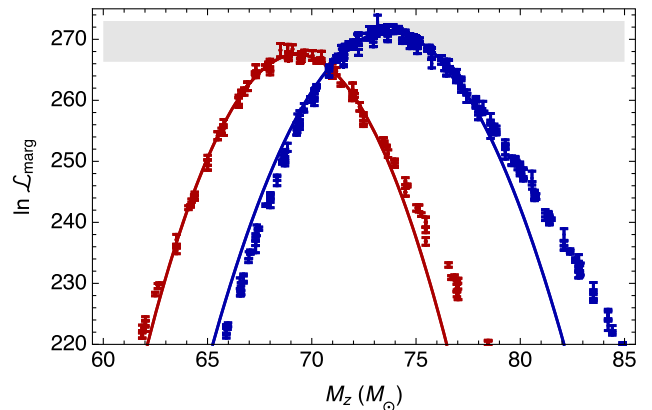


FIG. 2. *Likelihood versus mass: Examples:* Raw Monte Carlo estimates for  $\ln \mathcal{L}_{\text{marg}}(M_z)$  versus  $M_z$  for two nonprecessing binaries: SXS:BBH:305 (blue) and d0\_D10.52\_q1.3333\_a-0.25\_n100 (red). To guide the eye, for each simulation we also overplot a local quadratic fit to the results near each peak. Results were evaluated with  $f_{\min} = 30$  Hz; compare to Table III. Error bars reflect the standard Monte Carlo estimate of the integral standard deviation, multiplied by 2.57 in the log to increase contrast (i.e., the nominal 99% credible interval, assuming the relative Monte Carlo errors are normally distributed). To guide the eye, a shaded region indicates the interval of  $\ln \mathcal{L}_{\text{marg}}$  selected by our ansatz given a credible interval 90% and a peak value of  $\ln \mathcal{L}_{\text{marg}}$  of 273; see Sec. III and Eq. (6).

denote our estimate of the peak of  $\ln \mathcal{L}_{\text{marg}}(M_z)$ .<sup>4</sup> As a means of efficiently communicating trends in the quality of fit versus intrinsic parameters, the two quantities  $\ln L$  and  $M_{z,*}$  are reported in Table III.

Motivated by the success of this approximation, in Sec. IV B we also supply a quadratic approximation to  $\ln \mathcal{L}_{\text{marg}}$  near its peak, *under the restrictive approximation that all angular momenta are parallel*, using information from only non-precessing simulations. Using this quadratic approximation, we can numerically estimate  $\ln \mathcal{L}_{\text{marg}}$  and hence the posterior [Eq. (5)] for arbitrary aligned-spin binaries. For any coordinate transformation  $z = Z(\lambda)$ , we can use suitable supplementary coordinates and direct numerical quadrature to determine the marginal posterior density  $p_{\text{post}}(z) = \int p_{\text{post}}(\lambda) \delta(z - Z(\lambda))$ . As shown below, this procedure yields results comparable to LVC-PE [2] for nonprecessing binaries.

#### D. Are there sufficiently many and long NR simulations?

Because of finite computational resources, NR simulations of binary black holes cannot include an arbitrary number of orbits before merger. Instead, they start at some finite initial orbital frequency. While many NR simulations follow enough binary orbits to be compared with GW150914 over the entire LIGO frequency band, some NR simulations miss some early time information. Therefore, in this section we describe a simple approximation (a low-frequency cutoff) we apply to ensure that simulations with similar physics (but different initial orbital frequencies) lead to similar results.

At the time of GW150914, the instruments had relatively poor sensitivity to frequencies below 30 Hz and almost no sensitivity below 20 Hz. For this reason, the interpretations adopted in LVC-PE [2] adopted a low-frequency cutoff of 20 Hz. Because of the large number of cycles accumulated at low frequencies, a straightforward Fisher matrix estimate [84,85] suggests these low frequencies (20–30 Hz) provide a nontrivial amount of information, particularly about the binary’s total mass. Equivalently, using the techniques described in this paper, the function  $\ln \mathcal{L}_{\text{marg}}(M_z)$  will have a slightly higher and narrower peak when including all frequencies than when truncating the signal to only include frequencies above 30 Hz; see PE+NR-Methods [11].

Because of limited computational resources, relatively few simulations start in a sufficiently wide orbit such that, for  $M_z = 70 M_\odot$ , their radiation in the most significant harmonics of the orbital frequency will be at or below the lowest frequency (20 Hz) adopted in LVC-PE [2]. If  $f_{\text{min}}$  is the low-frequency cutoff,  $M\omega_0/m \lesssim 0.02(M_z/70 M_\odot) \times (f_{\text{min}}/20 \text{ Hz})(2/m)$ , where  $M\omega_0$  is the initial orbital

<sup>4</sup>We find similar results using more sophisticated nonparametric interpolation schemes. The results reported in Table III use one-dimensional Gaussian process interpolation to determine the peak value.

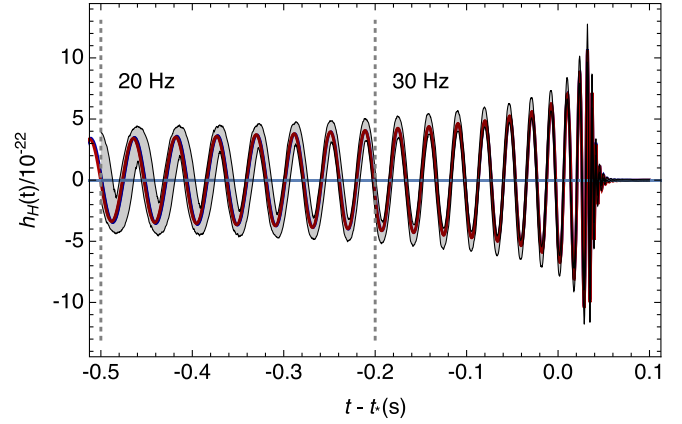


FIG. 3. *Best-fit detector response*: A plot of the detector response (strain)  $h(t) = F_+ h_+(t) + F_\times h_\times(t)$  evaluated at the LIGO-Hanford detector, similar to Fig. 2 in LVC-detect [1], Fig. 6 in LVC-PE [2], and Fig. 2 in LVC-TestGR [3], evaluated using two of the best-fitting numerical relativity simulations and total redshifted masses reported in Table III. The redshifted masses  $M_z$  and extrinsic parameters  $\theta$  necessary to evaluate the detector response have been identified using the methods used in this work and PE+NR-Methods [11], using all  $l = 2$  modes, a low-frequency cutoff of 30 Hz, and omitting the impact of calibration uncertainty. For comparison, the shaded region shows the 95% credible region for the waveform reported in LVC-PE [2], an analysis which accounts for calibration uncertainties and includes frequencies down to 20 Hz but approximates the radiation and omits higher harmonics [e.g. the  $(2, \pm 1)$  modes]. To guide the eye, two vertical lines indicate the approximate time at which the signal crosses these two gravitational wave frequency thresholds.

frequency of the simulation reported in Table II, can be safely used to analyze a signal containing a significant contribution from the  $m$ th harmonic of the orbital frequency. Figure 3 shows examples of the strain in LIGO-Hanford, predicted using simulations of different intrinsic duration, superimposed with lines approximately corresponding to different gravitational wave frequencies. To facilitate an apples-to-apples comparison incorporating the widest range of available simulations, in this work we principally report on comparisons calculated by adopting a low-frequency cutoff of 30 Hz; see, e.g., Table III. (We also briefly report on comparisons performed using a low-frequency cutoff of 10 Hz.) As we describe in subsequent sections, while this choice of 30 Hz slightly degrades our ability to make subtle distinctions between different precessing configurations, it does not dramatically impair our ability to reconstruct parameters of the event, given other significant degeneracies.

Even this generous low-frequency cutoff is not perfectly safe: for each simulation, a minimum mass exists at which the starting gravitational wave frequency is 30 Hz or larger. In the plots and numerical results reported here, we have eliminated simulation and mass choices that correspond to scaling an NR simulation to a starting frequency above 30 Hz. The inclusion or suppression of these configurations does not significantly change our principal results.

This paper uses enough NR simulations to adequately sample the four-dimensional space of nonprecessing spins, particularly for comparable masses. As described below, this high simulation density ensures we can reliably approximate the marginalized likelihood  $\ln \mathcal{L}_{\text{marg}}$  for nonprecessing systems. On the other hand, the eight-dimensional parameter space of precessing binaries is much more sparsely explored by the simulations available to us. But because the reconstructed gravitational wave signals in LVC-detect [1] and LVC-PE [2] exhibit little to no modulation, we expect that the remaining four parameters must have at best a subtle effect on the signal: the likelihood and posterior distribution should depend only weakly on any additional subdominant parameters. Having identified dominant trends using nonprecessing simulations, we can use controlled sequences of simulations with similar parameters to determine the residual impact of transverse spins. Even if the marginalized likelihood cannot be safely approximated in general, a simulation's value of  $\ln L$  provides insight into the parameters of the event.

Motivated by the parameters reported in LVC-PE [2] and our results in Table III, several follow-up simulations were performed to reproduce GW150914. These simulations are

responsible for most of the best-fitting aligned-spin results reported in Table III.

### E. Impact of instrumental uncertainty

For simplicity, our analysis does not automatically account for instrumental uncertainty (i.e., in the detector noise power spectrum or instrument calibration), as do the methods in LVC-PE [2]. LVC-PE [2] suggests that, for the intrinsic parameters  $\lambda$  of interest here, the impact of these systematic instrumental uncertainty effects are relatively small. We have repeated our analysis using two versions of the instrumental calibration; we find no significant change in our results.

### F. Comparison with other methods

LVC-Burst [4] reported on direct comparisons between radiation extracted from NR simulations and *nonparametrically reconstructed* estimates of the gravitational wave signal; see, e.g., their Fig. 12. Their comparisons quickly identified masses, mass ratios, and spins that were consistent with the data. Our study, which attempts a fully Bayesian direct comparison between the data and the multimodal predictions of NR, produces results consistent with those of LVC-Burst [4]; see, e.g., Fig. 4 described below.

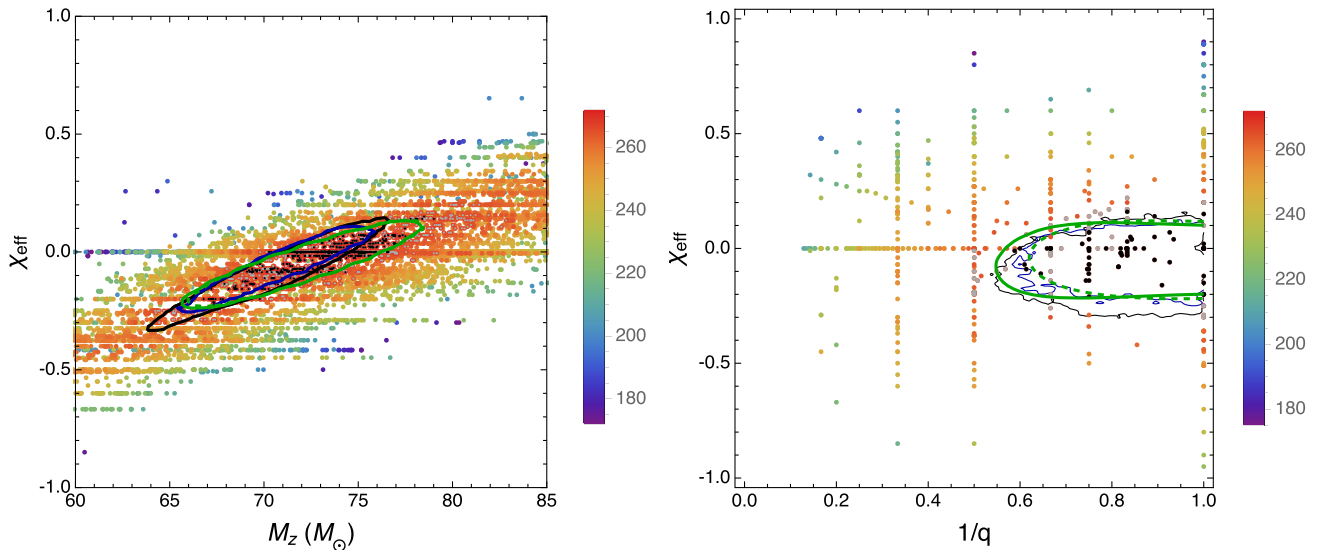


FIG. 4. *Mass, mass ratio, and effective spin are constrained and correlated:* Colors represent the marginalized log likelihood as a function of redshifted total mass  $M_z$ , mass ratio  $q$  and effective spin parameter  $\chi_{\text{eff}}$ . Each point represents an NR simulation and a particular  $M_z$ . Points with  $265.8 < \ln \mathcal{L}_{\text{marg}} < 268.6$  are shown in light gray, those with  $\ln \mathcal{L}_{\text{marg}} > 268.6$  are shown in black, and those with  $\ln \mathcal{L}_{\text{marg}} < 265.8$  are shown according to the color scale on the right (points with  $\ln \mathcal{L}_{\text{marg}} < 172$  have been suppressed to increase contrast). Marginalized likelihoods are computed using  $f_{\text{low}} = 30$  Hz, using all  $l = 2$  modes, and without correcting for (small) Monte Carlo integral uncertainties. These figures include both nonprecessing and precessing simulations. For comparison, the black, blue, and green contours show estimated 90% credible intervals, calculated assuming that the binary's spins and orbital angular momentum are parallel. The solid black contour corresponds to the 90% credible interval reported in LVC-PE [2], assuming spin-orbit alignment; the solid blue contour shows the corresponding 90% interval reported using the semianalytic precessing model (IMRP) in LVC-PE [2]; the solid green curve shows the 90% credible intervals derived using a quadratic fit to  $\ln \mathcal{L}_{\text{marg}}$  for nonprecessing simulations using  $l = 2$  modes; and the dashed green curve shows the 90% credible intervals derived using  $\ln \mathcal{L}_{\text{marg}}$  from nonprecessing simulations, calculated using all modes with  $l \leq 3$ ; see Sec. IV B for details. Unlike our calculations, the black and blue contours from LVC-PE [2] account for calibration uncertainty and use a low-frequency cutoff of 20 Hz. Left panel: Comparison for  $M_z, \chi_{\text{eff}}$ . This figure demonstrates the strong correlation between the total redshifted mass and spin. Right panel: Comparison for  $q, \chi_{\text{eff}}$ . This figure is consistent with the similar but simpler analysis reported in LVC-Burst [4]; see, e.g., their Fig. 12.

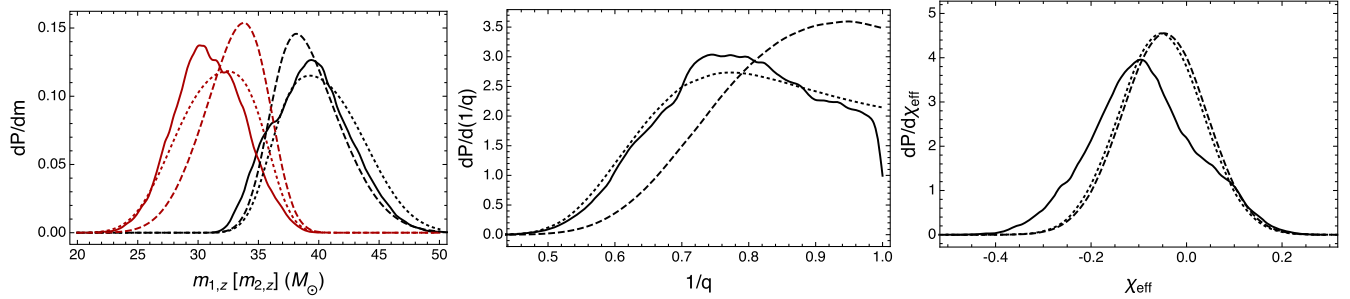


FIG. 5. *Distributions agree (nonprecessing case)*: Comparison between the posterior distributions reported in [LVC-PE \[2\]](#) for nonprecessing binaries (solid) and the posterior distributions implied by a leading-order approximation to  $\ln \mathcal{L}_{\text{marg}}$  [Eq. (9)] derived using  $l \leq 2$  (dotted) and  $l \leq 3$  (dashed). Left panel:  $m_{1,z}$  (black) and  $m_{2,z}$  (red). Center panel: Mass ratio  $1/q = m_{2,z}/m_{1,z}$ . The data increasingly favor comparable-mass binaries as higher-order harmonics are included in the analysis. Right panel: Aligned effective spin  $\chi_{\text{eff}}$ . The noticeable differences between our  $\chi_{\text{eff}}$  distributions and the solid curve are also apparent in Figs. 7 and 4: our analysis favors a slightly higher effective spin.

[LVC-PE \[2\]](#) performed Bayesian inference on the data using semianalytic models for the gravitational waves from a coalescing compact binary. We directly compare our posterior distribution with that of [LVC-PE \[2\]](#) for the special case of aligned spins. Differences between these posterior distributions can be due to many factors: our choice of starting frequency is slightly higher (30 versus 20 Hz), our approach does not account for calibration uncertainty, and of course we employ NR instead of a semianalytic waveform model. To isolate the effects of NR, we have repeated our analysis but with the same nonprecessing waveform model used in [LVC-PE \[2\]](#) rather than with NR waveforms. Using the same input waveforms, our method and that of [LVC-PE \[2\]](#) produce very similar results; see [PE+NR-Methods \[11\]](#) for details. To isolate the effects of the low-frequency cutoff, we performed the nonprecessing analysis reported in [LVC-PE \[2\]](#) with a low-frequency cutoff of 30 Hz; we found results similar to [LVC-PE \[2\]](#).

#### IV. RESULTS I: PRE-COALESCENCE PARAMETERS

We present two types of results. For generic, precessing NR simulations, we evaluate the marginalized likelihood of source parameters given the data, but because the parameter-space coverage of NR simulations is so sparse, we do not attempt to construct an interpolant for the likelihood as a function of source parameters. For nonprecessing sources, we construct such an interpolant, and we compare with the results of [LVC-PE \[2\]](#). Using the computed likelihoods, we quantify whether the data are consistent with or favor a precessing source.

##### A. Results for generic sources, without interpolation

Because the available generic NR simulations represent only a sparse sampling of the parameter space, for generic sources we adopt a conservative approach: we rely only on our estimates of the marginalized likelihood  $\ln \mathcal{L}_{\text{marg}}$ , and

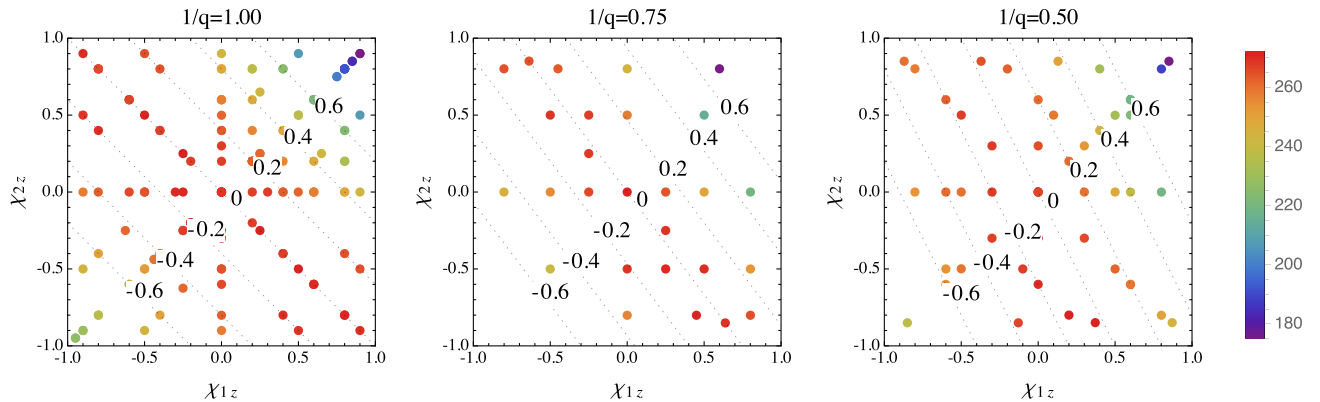


FIG. 6. *Likelihood versus spins: Nonprecessing*: Maximum likelihood  $\ln L$  (colors, according to the color bar on the right) as a function of spins  $\chi_{1,z}$ ,  $\chi_{2,z}$  for different choices of mass ratio  $1/q$ , computed using all  $l = 2$  modes. Each point represents a nonprecessing NR simulation from Table III. To increase contrast, simulations with  $\ln L < 171$  have been suppressed. Only simulations with  $f_{\text{start}} < 30$  Hz are included. Dashed lines and labels indicate contours of constant  $\chi_{\text{eff}}$ . The left two panels show that for mass ratio  $q \approx 1$ , the marginalized likelihood is approximately constant on lines of constant  $\chi_{\text{eff}}$ . For more asymmetric binaries ( $q = 2$ ), the marginalized likelihood is no longer constant on lines of constant  $\chi_{\text{eff}}$ . Along lines of constant  $\chi_{\text{eff}}$  and  $q$ ,  $\ln L$  decreases versus  $\chi_{2,z}$ .

we do not interpolate the likelihood between intrinsic parameters, nor do we account for Monte Carlo uncertainty in each numerical estimate of  $\ln \mathcal{L}_{\text{marg}}$ . Using the inverse  $\chi^2$  distribution, we identify two thresholds in  $\ln \mathcal{L}_{\text{marg}}$  using Eq. (6): one (our preferred choice) obtained by adopting  $d = 4$  observationally accessible parameters, and the other adopting  $d = 8$ .<sup>5</sup> Both thresholds on  $\ln \mathcal{L}_{\text{marg}}$  are derived using (a) our target credible interval (90%) and (b) the peak log likelihood attained over all simulations (Table III). Below, we find that the peak log likelihood over all simulations is  $\ln \mathcal{L}_{\text{marg}} = 272.5$ ; as a result, these two thresholds are  $\ln \mathcal{L}_{\text{marg}} = 268.6$  and  $\ln \mathcal{L}_{\text{marg}} = 265.8$ , for  $d = 4$  and  $d = 8$ , respectively. The configurations of masses and intrinsic parameters that pass either of these two thresholds are deemed consistent with the data. In subsequent figures, we will color these two classes of configurations in black (those configurations with  $\ln \mathcal{L}_{\text{marg}} > 268.6$ ) and gray (those configurations with  $\ln \mathcal{L}_{\text{marg}} > 265.8$ ). We use this set of points in parameter space to bound (below) the range of parameters consistent with the data.

For the progenitor black hole parameters, our results using  $l = 2$  modes are summarized in Figs. 4 and 8 (for generic sources), as well as by Figs. 6 and 7 (for nonprecessing sources). For comparison, these figures also include the results obtained in LVC-PE [2], using approximations appropriate for nonprecessing (black curves) and simply [19] precessing (blue curves) binaries. The first column of Table I shows the one-dimensional range inferred for each parameter by our threshold-based method, using  $l = 2$  modes only.

Before describing our results, we first demonstrate why our strategy is effective: Figs. 4, 6, 7, and 8 show that the likelihood is smooth and slowly varying, dominated by a few key parameters. As seen in the right panel of Fig. 4, even our large NR array is relatively sparse. However, as the color scale on this and other figures indicate, the marginalized likelihood varies smoothly with parameters, over a range of more than  $e^{100}$ . The simplicity of  $\ln \mathcal{L}_{\text{marg}}$  is most apparent using controlled one- and two-parameter subspaces; for example, Fig. 6 shows that  $\ln L$  [i.e., the peak of  $\ln \mathcal{L}_{\text{marg}}(M_z)$ ] varies smoothly as a function of  $\chi_{1,z}$ ,  $\chi_{2,z}$  for nonprecessing binaries of different mass ratios  $q = m_1/m_2$ . Targeted NR simulations have corroborated the simple dependence of the likelihood seen here. Despite employing simulations with two strongly precessing spins and including higher harmonics, two factors which have been previously shown to be able to break degeneracies [25,86–90], Table III reveals that simulations with the same

<sup>5</sup>The second choice ( $d = 8$ ) would be appropriate if the posterior was well approximated by an eight-dimensional Gaussian. The first choice ( $d = 4$ ) is motivated by past parameter estimation studies when the posterior distribution principally constrains the component masses and aligned spins.

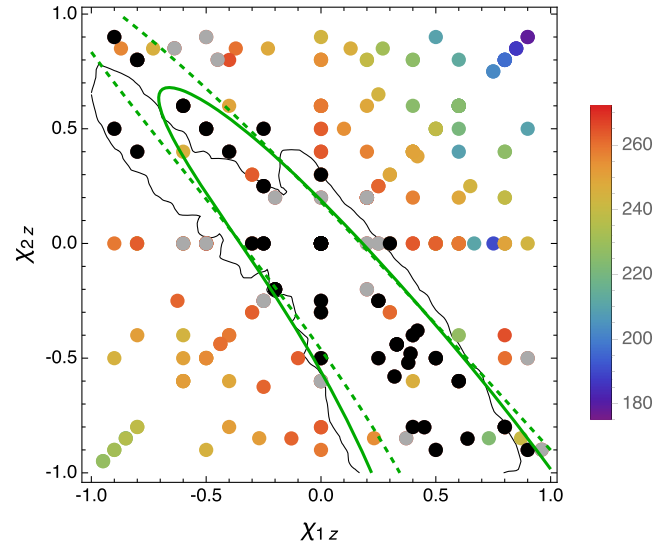


FIG. 7. *Aligned spin components not well constrained (aligned only shown):* Colors represent the marginalized log likelihood as a function of the aligned spin components  $\chi_{1,z}$  and  $\chi_{2,z}$ . Each point represents an NR simulation; only nonprecessing simulations are included. Points with  $265.8 < \ln L < 268.6$  are shown in light gray, those with  $\ln L > 268.6$  are shown in black, and those with  $\ln L < 265.8$  are shown according to the color scale on the right (points with  $\ln \mathcal{L}_{\text{marg}} < 172$  have been suppressed to increase contrast). [The quantity  $\ln L$  is the maximum value of  $\ln \mathcal{L}_{\text{marg}}$  with respect to mass; see Eq. (7).] Consistent with our other results,  $f_{\text{low}} = 30$  Hz. For comparison, the solid black contours show the 90% credible intervals derived in LVC-PE [2], assuming spin-orbit alignment and omitting corrections for waveform systematics. The solid and dashed green contours are the nominal 90% credible interval derived using an approximation to our data for  $\ln \mathcal{L}_{\text{marg}}$ , assuming both spins are exactly parallel to the orbital angular momentum, for  $l = 2$  (solid) and  $l = 3$  (dashed), respectively; see Sec. IV B for more details.

values of  $q$  and  $\chi_{\text{eff}}$  almost always have similar values of  $\ln L$ . In other words, these two simple parameters explain most of the variation in  $L$ , even when  $L$  changes by up to a factor of  $e^{100}$ . Finally and critically, simulations with similar physics produce very similar results. By adopting  $f_{\text{low}} = 30$  Hz and thereby largely standardizing simulation duration, we find similar values of  $\ln L$  when comparing the data to simulations performed by different groups with similar (or even identical) parameters.

Our results and that of LVC-PE [2] constrain the progenitor binary’s redshifted mass, mass ratio, and aligned effective spin  $\chi_{\text{eff}}$ ; see Table I. The effective spin is defined as [91,92]

$$\chi_{\text{eff}} = (\mathbf{S}_1/m_1 + \mathbf{S}_2/m_2) \cdot \hat{L}/M. \quad (8)$$

For example, the color scale in Fig. 4 provides a graphical representation of  $\ln L$  versus  $\chi_{\text{eff}}$ ; large values of  $|\chi_{\text{eff}}|$  (only possible for spin-aligned systems) are inconsistent with the

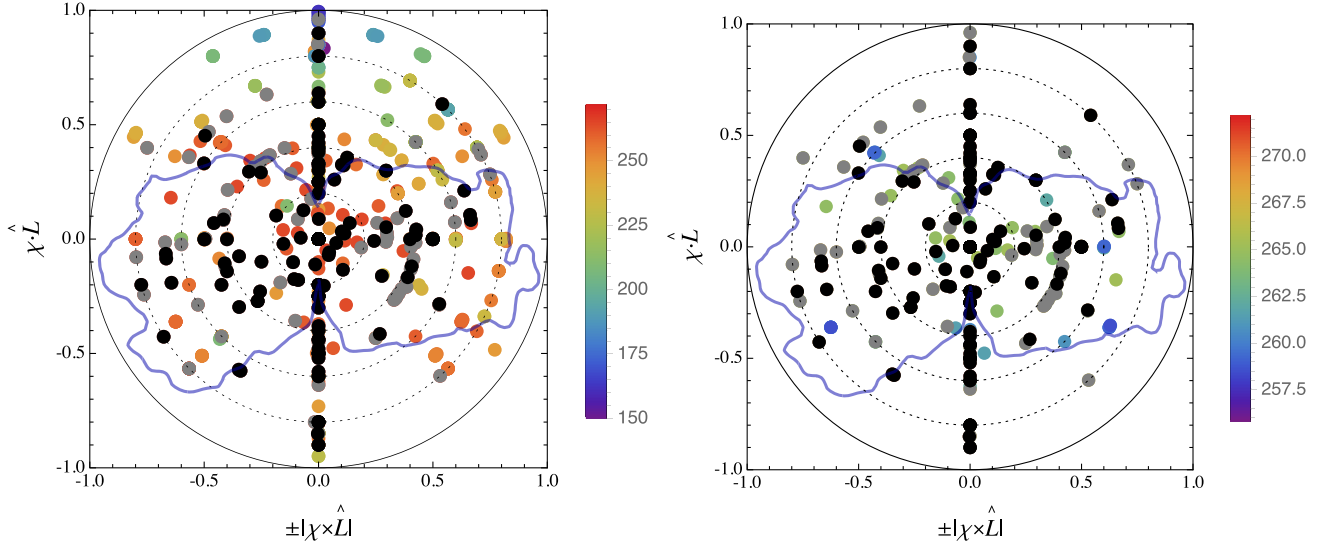


FIG. 8. *Large spins possible*: Colors represent the marginalized log likelihood as a function of  $(-1)^{i+1}|\chi_i \times \hat{\mathbf{L}}|$  and  $\chi_i \cdot \hat{\mathbf{L}}$ , where  $i = 1, 2$  index the first and second black hole, evaluated using each simulation's initial conditions (Table II); compare to the left panel of Fig. 5 in [LVC-PE \[2\]](#). Each simulation therefore appears twice in this figure: once on the left and once on the right. Spin magnitudes and directions refer to the initial configuration of each NR simulation, not to properties at a fixed reference frequency as in [LVC-PE \[2\]](#). Points with  $265.8 < \ln L < 268.6$  [cf. Eq. (6)] are shown in light gray, those with  $\ln \mathcal{L}_{\text{marg}} > 268.6$  are shown in black, and those with  $\ln \mathcal{L}_{\text{marg}} < 265.8$  are shown according to the color scale on the right. [The quantity  $\ln L$  is the maximum value of  $\ln \mathcal{L}_{\text{marg}}$  with respect to mass; see Eq. (7).] While this figure was evaluated using  $l = 2$  modes only, the corresponding figure for  $l \leq 3$  modes is effectively indistinguishable. This diagram demonstrates that both black holes could have large dimensionless spin  $\chi$ . The solid black circle represents the Kerr limit  $|\chi| = 1$ ; to guide the eye, the dashed circles show  $|\chi_{1,2}| = 0.2, 0.4, 0.6, 0.8$ . For comparison, the blue contour shows the corresponding 90% credible interval reported in [LVC-PE \[2\]](#), using spin configurations at 20 Hz. The structure in this contour (e.g., the absence of support near the axis) should not be over-interpreted: similar structure arises when reconstructing the parameters of synthetic nonprecessing sources. Left panel: All simulations are included. Right panel: To increase contrast only simulations with  $q < 2$  and  $\chi_{\text{eff}} \in [-0.5, 0.2]$  are shown; these limits are chosen to be consistent with the two-dimensional posterior in  $q, \chi_{\text{eff}}$  shown in the right panel of Fig. 4.

data. The agreement between our results and [LVC-PE \[2\]](#) persists despite using a much larger simulation set than those used to calibrate the models used in [LVC-PE \[2\]](#), and despite employing simulations with black hole spins that are both precessing and with magnitude significantly outside the range  $\chi < 0.5 - 0.8$  for which these models were calibrated [12,27,93].

The three parameters  $M_z$ ,  $q$ , and  $\chi_{\text{eff}}$  are well known to have a strong and tightly correlated impact on the gravitational wave signal and hence on implied posterior distributions [83–85,94,95]. Since general relativity is scale free, the total redshifted binary mass  $M_z$  sets the characteristic physical time scale of the coalescence. Due to strong spin-orbit coupling, aligned spins ( $\chi_{\text{eff}} > 0$ ) extend the temporal duration of the inspiral [19] and coalescence of the two black holes (e.g., the hangup effect [96]); aligned spins also increase the final black hole spin and hence extend the duration of the post-merger quasinormal ringdown [97]. More extreme mass ratios extend the duration of the pre-merger phase while dramatically diminishing the amplitude and frequency of post-merger oscillations [68,69,98,99]. As noted above, the data tightly constrain one of these combinations (e.g., the total redshifted mass at

fixed simulation parameters). Hence, our ability to constrain any individual parameter  $M_z$ ,  $q$ , or  $\chi_{\text{eff}}$  is limited not by the accuracy to which  $M_z$  is determined for each simulation (i.e., the width  $1/\sqrt{\Gamma_{MM}}$ ), but rather by differences between simulations (i.e., trends in  $\ln L$  versus  $\chi_{\text{eff}}, q$ ) which break the degeneracy between these tightly correlated parameters.

Simulations with a variety of physics fit the data, including strongly precessing systems. In Table III, several simulations with large transverse spins but nearly zero net aligned spin fit the data almost as well as the best-fitting nonprecessing simulations (e.g., SXS:BBH:3; RIT simulation D10\_q0.75\_a-0.8\_xi0\_n100). As described below, Table V shows that these and other long precessing simulations fit even better when more low-frequency content is included.

The correspondence between our results and those presented in [LVC-PE \[2\]](#) merits further reflection: by construction our fiducial analysis (Table III) omitted non-trivial early time information (i.e.,  $f < 30$  Hz) which, for each simulation, more tightly constrains the range of masses that could be consistent with the data. In fact, as we show below, strong degeneracies in the gravitational

TABLE I. *Constraints on  $M_z$ ,  $q$ ,  $\chi_{\text{eff}}$* : Constraints on selected parameters of GW150914 derived by directly comparing the data to numerical relativity simulations. The first column reports the extreme values of each parameter consistent with  $\ln \mathcal{L}_{\text{marg}} > 268.6$  [Eq. (6), with  $d = 4$ ], corresponding to the black points shown in Figs. 4, 7, and 10. These are computed using all the  $l = 2$  modes of the NR waveforms. Because these extreme values are evaluated only on a sparse discrete grid of NR simulations, this procedure can underestimate the extent of the allowed range of each parameter. The second column reports the 90% credible interval derived by fitting  $\ln \mathcal{L}_{\text{marg}}$  versus these parameters for nonprecessing binaries, to enable interpolation between points on the discrete grid in  $\lambda$ ; see Sec. IV B for details. The third column is the union of the two intervals. For comparison, the fourth column provides the interval reported in LVC-PE [2], including precession and systematics. The remaining three columns show our results derived using all  $l \leq 3$  modes.

...	NR grid	Aligned fit	Overall	Previously	NR grid ( $l \leq 3$ )	Aligned fit ( $l \leq 3$ )	Overall ( $l \leq 3$ )
Detector-frame initial total mass $M_z(M_\odot)$	65.6–77.7	67.2–77.2	65–77.7	66–75	67.1–76.8	67.2.3–77.3	67.1–77.3
Detector-frame $m_{1,z}(M_\odot)$	35–45	35–45	35–45	35–45	34.5–43.9	35–45	34.5–45
Detector-frame $m_{2,z}(M_\odot)$	27–36	27–36.7	27–36.7	27–36	30–37.5	28–37	28–37.5
Mass ratio $1/q$	0.66–1	0.62–1	0.62–1	0.62–0.98	0.67–1	0.69–1	0.67–1
Effective spin $\chi_{\text{eff}}$	–0.3–0.2	–0.2–0.1	–0.3–0.2	–0.24–0.09	–0.24–0.1	–0.2–0.1	–0.24–0.1
Spin 1 $a_1$	0–0.8	0.03–0.80	0–0.8	0.0–0.8	0–0.8	0.03–0.83	0–0.83
Spin 2 $a_2$	0–0.8	0.07–0.91	0–0.91	0.0–0.9	0–0.8	0.11–0.92	0–0.92
Final total mass $M_{f,z}(M_\odot)$	64.0–73.5	...	64.0–73.5	63–71	64.2–72.9		64.2–72.9
Final spin $a_f$	0.62–0.73		0.62–0.73	0.60–0.72	0.62–0.73		0.62–0.73

wave signal between mass, mass ratio, and spin imply that our ability to break these degeneracies dominates our reconstruction of source parameters. Omitting information from low frequencies marginally reduces our ability to identify the range of masses that are consistent with the data *for one simulation*; however, this omission does not impair our ability to draw conclusions overall, after accounting for uncertain spins and mass ratio.

Directly comparable to Fig. 12 in LVC-Burst [4], the right panel of Fig. 4 provides a visual representation of one key correlation between  $q$  and  $\chi_{\text{eff}}$ : only a narrow range of mass ratios and aligned effective spin  $\chi_{\text{eff}}$  are consistent with the data. This range includes both nonprecessing and precessing simulations. Most other parameters have a subdominant effect. For example, restricting attention to nonprecessing binaries for clarity, the data do not strongly discriminate between systems with similar  $\chi_{\text{eff}}$  but different  $\chi_{1,z}$ ,  $\chi_{2,z}$ ; see, e.g., Fig. 6.

## B. Results for nonprecessing sources, including interpolation

Both LVC-PE [2] and our highly ranked simulations in Table III demonstrate that binary black holes with nonprecessing spins can reproduce GW150914. Only four parameters characterize a nonprecessing binary: the two component masses  $m_1$ ,  $m_2$  and the components of each BH’s dimensionless spin  $\chi_i$  projected perpendicular to the orbital plane ( $\chi_{1,z}$ ,  $\chi_{2,z}$ ). Nonprecessing binary black hole coalescences have been extensively simulated [46]; see, e.g., Table II. Several models have been developed to reproduce the leading-order gravitational wave emission [the  $(l, |m|) = (2, 2)$  modes] [6,8,13,58,68,69]; one, the

SEOBNRv2 model [93], was adopted as a fiducial reference by LVC-PE [2]. While this model has not been calibrated to NR for large values of  $\chi_{\text{eff}}$  and  $q$  [12], it has been shown to accurately reproduce the (2,2) mode from binaries with comparable mass and low spins [9,12,62]. Because of degeneracies, data from GW150914 do not easily distinguish between different points in parameter space that have the same values of  $M_z$ ,  $q$ ,  $\chi_{\text{eff}}$ ; in particular, it is difficult to individually measure  $\chi_{1,z}$  and  $\chi_{2,z}$  when  $q \approx 1$ ,  $\chi_{\text{eff}} \approx 0$  and  $\chi_{1,z} \approx -\chi_{2,z}$  (see, e.g., Ref. [95]). Because GW150914 has comparable masses and is oriented face-off with respect to the line of sight, even including higher-order modes in the gravitational waveform (which we do in our approach here but is not done for the analytic waveform models) does not strongly break these degeneracies and allows us to distinguish individual spins.

By stitching together our fits for  $\ln \mathcal{L}_{\text{marg}}(M_z)$  and reconstructing the relevant parts of the likelihood for all masses and aligned spins, we can estimate the full posterior distribution for  $M_z$ ,  $q$ ,  $\chi_{1,z}$ ,  $\chi_{2,z}$  using Eq. (5). Due to inevitable systematic modeling errors in the fit, as described below, this approximation may not have the statistical purity of the method presented in LVC-PE [2]: any credible intervals or deductions drawn from it should be interpreted with judicious skepticism. On the other hand, this method enables the reader to recalculate the posterior distribution using any prior  $p(\lambda)$ , including astrophysically motivated choices. Fitting to nonprecessing simulations, we find  $\ln \mathcal{L}_{\text{marg}}$  for  $\ln \mathcal{L}_{\text{marg}} > 262$  is reasonably well approximated by a quadratic function of the intrinsic parameters  $\mathcal{M}_z = (m_{1,z}m_{2,z})^{3/5}/(m_{1,z} + m_{2,z})^{1/5}$ ,

$\eta = (m_{1,z}m_{2,z})/(m_{1,z} + m_{2,z})^2$ ,  $\delta = (m_{1,z} - m_{2,z})/M_z$ ,  $\chi_{\text{eff}}$ , and  $\chi_- \equiv (m_{1,z}\chi_1 - m_{2,z}\chi_2) \cdot \hat{\mathbf{L}}/M_z$ :

$$\ln \mathcal{L}_{\text{marg}} \approx 268.4 - \frac{1}{2}(\lambda - \lambda_*)_a \Gamma_{ab} (\lambda - \lambda_*)_b - \Gamma_{\chi_- \delta} \chi_- \delta \quad (9a)$$

where the indices  $a, b$  run over the variables  $\mathcal{M}_z, \eta, \chi_{\text{eff}}, \chi_-$ . In this expression,  $\lambda_a$  represents the vector  $(\mathcal{M}_z, \eta, \chi_{\text{eff}}, \chi_-)$ ,  $\lambda_{*,a}$  corresponds to the vector  $(\mathcal{M}_z = 31.76 M_\odot, \eta = 0.255, \chi_{\text{eff}} = -0.037, \chi_- = 0)$  of parameters which maximize  $\ln \mathcal{L}_{\text{marg}}$ , and  $\Gamma$  is a matrix (indexed by  $\mathcal{M}_z, \eta, \chi_{\text{eff}}, \chi_-, \delta$ ) with numerical values

$$\Gamma = \begin{bmatrix} 3.75 & -224.2 & -52.0 & 0 & 0 \\ -224.2 & 22697.2 & 2692 & 0 & 0 \\ -52.0 & 2692. & 846.9 & 0 & 0 \\ 0 & 0 & 0 & 2.57 & -16.3 \\ 0 & 0 & 0 & -16.3 & 0 \end{bmatrix}. \quad (9b)$$

Here we retain many significant digits to account for structure in  $\Gamma$ , which is nearly singular. Equation (9) respects exchange symmetry  $m_{1,z}, \chi_1 \leftrightarrow m_{2,z}, \chi_2$ . Our results do not sensitively depend on the value of  $\Gamma_{\chi_- \chi_-}$ , indicating that this quantity is not strongly constrained by the data. Conversely, the posteriors do depend on  $\Gamma_{\chi_- \delta}$ . As the contrast between the first term in Eq. (9) and the data Table III makes immediately apparent, this coarse approximation can differ from the simulated results by of order 1.7 in the log (rms residual). This reflects the combined impact of Monte Carlo error, systematic error caused by too few orbits in some simulations, and systematic errors caused by sparse placement of NR simulations and nonquadratic behavior of  $\ln \mathcal{L}_{\text{marg}}$  with respect to parameters. Repeating our calculation while including all the  $l \leq 3$  modes (Table IV), we find the same functional form as Eq. (9), but with a different vector  $\lambda_{*,a}^{(3)} = (\mathcal{M}_z = 38.1 M_\odot, \eta \approx 0.32, \chi_{\text{eff}} = 0.11, \chi_- = 0)$ , and a different matrix

$$\Gamma^{(3)} = \begin{bmatrix} 3.746 & -235.5 & -51.5 & 0 & 0 \\ -235.5 & 17970 & 2941 & 0 & 0 \\ -51.5 & 2941 & 833.2 & 0 & 0 \\ 0 & 0 & 0 & 0.57 & -12.57 \\ 0 & 0 & 0 & -12.57 & 0 \end{bmatrix}. \quad (10)$$

We label  $\lambda^{(3)}$  and  $\Gamma^{(3)}$  with a superscript “3” to distinguish this result from the corresponding result using only  $l = 2$  modes shown in Eq. (9).

For nonprecessing sources, using Eq. (5) and a uniform prior in  $\chi_{1,z}, \chi_{2,z}$  and the two component masses, we can evaluate the marginal posterior probability  $p(z)$  for any intrinsic parameter(s)  $z$ . The two-dimensional marginal posterior probability is shown as a green solid ( $l = 2$ ) and dashed ( $l \leq 3$ ) line in Figs. 4 and 7. Both the  $l = 2$  and  $l \leq 3$  two-dimensional distributions are in reasonable agreement with the posterior distributions reported in LVC-PE [2] for nonprecessing binaries, shown as a black curve in these figures. These two-dimensional distributions are also consistent with the distribution of simulations with  $\ln \mathcal{L}_{\text{marg}} > 268.6$  (i.e., black points). Additionally, Fig. 5 shows several one-dimensional marginal probability distributions ( $m_{1,z}, m_{2,z}, q, \chi_{\text{eff}}$ ), shown as dotted ( $l = 2$ ) or dashed lines ( $l \leq 3$ ); for comparison, the solid line shows the corresponding distribution from LVC-PE [2] for nonprecessing binaries.

Despite broad qualitative agreement, these comparisons highlight several differences between our results and LVC-PE [2], and between results including  $l = 2$  modes and those including all  $l \leq 3$  modes. For example, Fig. 4 shows that the distribution in  $M_z, q, \chi_{\text{eff}}$ , computed using our method (solid green lines and black points) is slightly different than the corresponding distributions in LVC-PE [2]. As seen in this figure and in Fig. 7, the posterior distribution in LVC-PE [2] includes binaries with low effective spin, outside the support of the distributions reported here. These differences are directly reflected in the marginal posterior  $p(\chi_{\text{eff}})$  (right panel of Fig. 5) and in Table I. Our results for the component spins  $\chi_{1,z}, \chi_{2,z}$ , the effective spin  $\chi_{\text{eff}}$ , the total mass  $M_z$ , and the mass of the more massive object  $m_{1,z}$  do not change significantly when  $l = 3$  modes are included. The mass ratio distribution  $p(q)$  is also slightly different from LVC-PE [2] when  $l = 3$  modes are included; see Fig. 5. Compared to prior work, this analysis favors comparable-mass binaries when higher modes are included; see, e.g., the center panel of Fig. 5.

The differences between the results reported here and LVC-PE [2] should be considered in context: not only does our study employ numerical relativity without analytic waveform models, but it also adopts a slightly different starting frequency, omits any direct treatment of calibration uncertainty, and employs a quadratic approximation to the likelihood. That said, comparisons conducted under similar limitations and using real data, differing only in the underlying waveform model, reproduce results from LALINFERENCE; see PE+NR-Methods [11] for details.

By assuming the binaries are strictly aligned but permitting generic spin magnitudes, our analysis (and that in LVC-PE [2]) neglects prior information that could be used to significantly influence the posterior spin distributions. For example, the part of the posterior in the bottom right quadrant of Fig. 7 is unstable to large angle precession [101]: if a comparable-mass binary formed at large separation with  $\chi_{1,z} > 0$  and  $\chi_{2,z} < 0$ , it could not remain

aligned during the last few orbits. Likewise, the astrophysical scenarios most likely to produce strictly aligned binaries—isolated binary evolution—are most likely to result in both  $\chi_{1,z}, \chi_{2,z} > 0$ : both spins would be strictly and positively aligned (see, e.g. Ref. [102]). In that case, only the top right quadrant of Fig. 7 would be relevant. Using the analytic tools provided here, the reader can regenerate approximate posterior distributions employing any prior assumptions, including these two considerations.

### C. Transverse and precessing spins

Figure 8 shows the maximum likelihood for the available NR simulations, plotted as a function of the magnitude of the aligned and transverse spin components. The figure shows that there are both precessing and nonprecessing simulations that have large likelihoods (black points), indicating that many precessing simulations are as consistent with the data as nonprecessing simulations. Moreover, simulations with large precessing spins are consistent with GW150914: many configurations have  $\chi_{\text{eff}} \approx 0$  but large spins on one or both BHs in the binary. Keeping in mind the limited range of simulations available, the magnitude and direction of either BHs' spin cannot be significantly constrained by our method.

Not all precessing simulations with suitable  $q$ ,  $\chi_{\text{eff}}$  are consistent with GW150914; some have values of  $\ln L$  that are not within 10 of the peak (see the right panel of Fig. 8). The marginal log likelihood  $\ln L$  depends on the transverse spins, not just the dominant parameters ( $q$ ,  $\chi_{\text{eff}}$ ,  $\mathcal{M}_z$ ). As a concrete illustration, Fig. 9 shows that the marginalized log likelihood depends on the specific direction of the transverse spin, in the plane perpendicular to the angular momentum axis. Specifically, this figure compares the

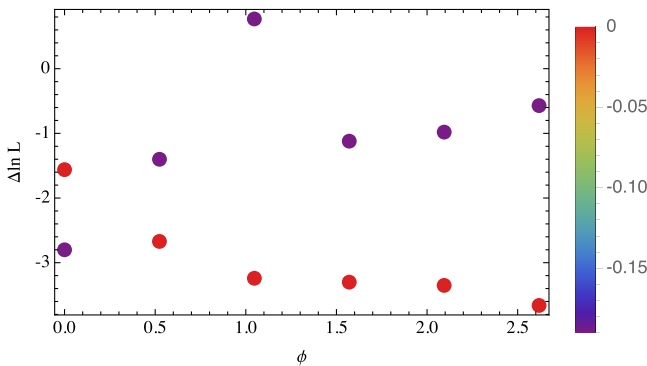


FIG. 9. *Transverse spins can influence the marginal likelihood:*  $\Delta \ln L$ , the difference between the computed  $\ln L$  of a precessing simulation [see Eq. (7)] and the estimated value of  $\ln L$  from our fit to nonprecessing simulations, plotted as a function of an angle  $\phi$ , for two one-parameter families of simulations whose initial conditions differ only by a rotation of the initial spins through an angle  $\phi$  around the initial angular momentum axis. The color scale indicates the value of  $\chi_{\text{eff}}$ . The simulations shown have a single nonzero spin  $a_1 = 0.8$  with  $q = 2$ , from Ref. [18].

peak marginalized log likelihood ( $\ln L$ ) calculated for each simulation with the value of  $\ln L$  predicted from our fit to nonprecessing binaries. For precessing binaries,  $\ln L$  is neither in perfect agreement with the nonprecessing prediction, nor independent of rotations of the initial spins about the initial orbital angular momentum by an angle  $\phi$ .

While the transverse spins do influence the likelihood, slightly, the data do not favor any particular precessing configurations. No precessing simulations had marginalized likelihoods that were both significant overall and significantly above the value we predicted assuming aligned spins. In other words, the data do not seem to favor precessing systems, when analyzed using only information above 30 Hz.

Our inability to determine the most likely transverse spin components is expected, given both our self-imposed restrictions ( $f_{\text{low}} = 30$  Hz) and the *a priori* effects of geometry. For example, the lack of apparent modulation in the signal reported in LVC-detect [1] and LVC-Burst [4] points to an orientation with  $\mathbf{J}$  parallel to the line of sight, along which precession-induced modulations are highly suppressed. In addition, the high mass and hence extremely short observationally accessible signal above 10 Hz provides relatively few cycles with which to extract this information. The time scales involved are particularly unfavorable to attempts to extract precession-induced modulation from the pre-merger signal: the pre-coalescence precession rate for these sources is low [ $\Omega_p \approx (2 + 3m_2/m_1)J/2r^3 \approx 2\pi \times 1 \text{ Hz}(f/40 \text{ Hz})^{5/3}$  for this system, where  $J$  is the magnitude of the total orbital angular momentum and we assume  $J \approx L$ ; see Ref. [19]], implying at best two pre-merger precession cycles could be accessible from the early signal; see LVC-PE [2]. As with the total binary mass, spin information will be accessible at lower frequencies (i.e., between 10–30 Hz); however, our fiducial analysis using  $f_{\text{low}} = 30$  Hz is not well suited to extract it.

For a suitably oriented source, the strongly nonlinear merger phase can in principle encode significant information about the coalescing binary's precessing spins. Qualitatively speaking, this information is encoded in the relative amplitude and phase of subdominant quasi-linear perturbations, causing the radiation from the final black hole to appear to precess [16,30]. This information also influences the final black hole mass and spin. The model used in LVC-PE [2] adopted a geometric ansatz to incorporate these effects at leading order, using a lower-dimensional effective model for a single precessing spin. However, in this work, despite including higher modes and having direct access to as-yet unmodeled effects, our analysis shows no significant difference from the previously reported conclusions regarding the transverse spin distribution.

The low-frequency content of GW150914 may contain some further signature consistent with two precessing

spins. Simultaneously with this work, an analysis has been performed using semianalytic models that can fully capture both spins' dynamics (LVC-SEOBNRv3 [103]). Within the context of this study, Table V shows an analysis without an artificially imposed low-frequency cutoff. As expected, the best-fitting long simulations seen in our previous report fit equally well and agree. Notably, however, we find an increase in the marginalized likelihood for precessing simulations like `SXS:BBH:308` and `D21.5_q1_a0.2_0.8_th104.4775_n100`. More broadly, when we include low-frequency content, many precessing simulations that previously had not fit the high-frequency content as well become more significant. However, to extract low-frequency content reliably, we will need to both hybridize these precessing simulations and interpolate the likelihood as a function of both precessing spins. These further investigations are beyond the scope of the present study.

#### D. Uncertainties from simulations

In the above discussion, we have not described or propagated any systematic errors associated with the underlying NR simulations, because the statistical uncertainties are much larger than these systematic errors for this analysis. As a concrete example, the shaded area in Fig. 3 represents the statistical error in a nonprecessing analysis, transformed into uncertainty in strain. Any systematic errors in the  $h(t)$  produced by NR simulations would need to be on the order of those shown in Fig. 3 in order to significantly distort our interpretation of GW150914. In contrast, the self-consistency checks and convergence tests of many NR groups demonstrate errors in  $h(t)$  that are a few to several orders of magnitude smaller than the statistical uncertainty represented in Fig. 3; see Appendix A for details, and Ref. [10] for one salient example. In short, previous convergence studies and Fig. 3 suggest that statistical errors will dominate the residual impact of systematic uncertainty in each simulation.

Several calculations bear out this broad conclusion. Our detailed results in Table III, available electronically, quantitatively suggest that simulations with similar physics produce similar results. Since our table explicitly includes results from different NR groups with different approaches and codes, this demonstrates by selected examples that our results are independent of implementation, algorithm, initial data, waveform extraction procedure, resolution, etc. In the context of the method used in this work, PE+NR-Methods [11] will provide a detailed analysis of the impact of several sources of numerical error, notably numerical truncation error and waveform extraction error. A related study [14], where template-based parameter estimation was carried out on synthetic data derived from numerical relativity, also found that simulation systematic uncertainty negligibly impacts the derived posterior distribution. In selected studies like Ref. [10] and LVC-detect [1], different NR groups' simulations that reproduce

GW150914 agree with one another extremely well (e.g., mismatch less than  $10^{-3}$  despite completely different analytical and numerical methods for initial data, evolution, and waveform extraction).

This large body of evidence is somewhat anecdotal: we do not have a resolution study or detailed, ready-to-use procedure to assess all possible sources of numerical error available for every simulation in our archive. However, these and related results provide a quantitative rationale for trusting these simulations' accuracy, based on their past track record of good performance under similar circumstances. As subsequent work will illustrate (e.g., PE+NR-Methods [11] and Ref. [14]), a detailed error budget and propagation analysis should not significantly alter the conclusions of this analysis; we therefore omit them.

On a related note, the analysis reported in LVC-PE [2] employed two semianalytic models which had been tuned to numerical relativity, using some of the simulations employed here. So there may be concern that our agreement with LVC-PE [2] is due to the use of 41 NR simulations in common. However, these few specific model-calibration simulations are not critical to our analysis or interpretation; for example, we employ many other simulations with similar parameters. To demonstrate the complete independence of this work from the analysis performed in LVC-PE [2], we have repeated our calculations after removing these few model-calibration simulations and we find no significant difference in our posterior distributions.

## V. RESULTS II: STRONG-FIELD PROPERTIES AND POST-COALESCENCE PARAMETERS

The numerical relativity simulations listed in Table II have been previously used to develop accurate models for the final black hole mass and spin [26,27,104,105]. The relationships developed in Ref. [26] for nonprecessing binaries were used in LVC-PE [2] and LVC-TestGR [3] to infer the final black hole mass and spin, based on the pre-coalescence spins. By construction, this approximation neglects the impact of transverse spins. Both this work and that in LVC-PE [2] have shown that GW150914 is consistent both with nonprecessing and precessing pre-coalescence spins. When large, these spins are well known to significantly impact the final black hole mass and spin [18,76,106–109].

With direct access to both an accurate multimodal waveform for generic precessing systems and the final black hole state, the method applied in this work is uniquely well equipped to identify the final black hole mass and spin. Figure 10 shows our results. Rather than approximate a posterior distribution—a significant challenge in eight dimensions—we simply report sets of points  $M_{f,z}, a_f$  corresponding to simulations and initial redshifted masses  $M_z$  so  $\ln \mathcal{L}_{\text{marg}}(M_z)$  is greater than some cutoff. When we include only nonprecessing simulations, we find

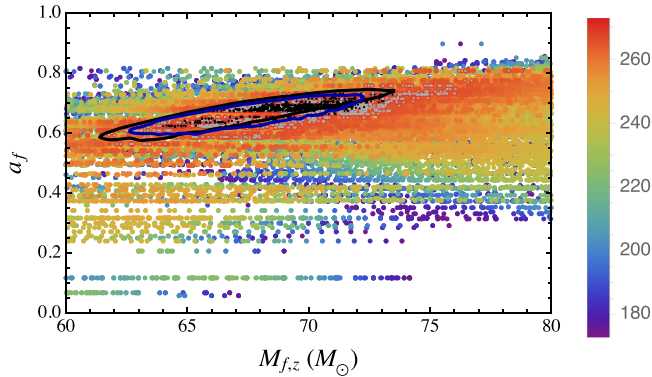


FIG. 10. *Final redshifted mass and spin*: The final redshifted black hole masses  $M_{f,z}$  and spins  $a_f$ . Each point represents an NR simulation; both nonprecessing and precessing simulations are included. Points with  $265.8 < \ln \mathcal{L}_{\text{marg}} < 268.6$  are shown in light gray, those with  $\ln \mathcal{L}_{\text{marg}} > 268.6$  are shown in black, and those with  $\ln \mathcal{L}_{\text{marg}} < 265.8$  are shown according to the color scale on the right (points with  $\ln \mathcal{L}_{\text{marg}} < 172$  have been suppressed to increase contrast). For comparison, the solid black curve shows the 90% credible interval on  $M_{f,z}$  and  $a_f$  derived in [LVC-PE](#) [2] and [LVC-TestGR](#) [3] using a spin-aligned model; the blue curve shows the corresponding result derived from a single-spin precessing (IMRP) model.

results consistent with the reported values in [LVC-PE](#) [2] and [LVC-TestGR](#) [3]. While many simulations listed in Table III have some transverse spin, many also have zero transverse spin, so overall the transverse spin distribution of our simulations is more concentrated towards zero than the prior adopted in [LVC-PE](#) [2]. Given the excellent agreement between our results and [LVC-PE](#) [2] for pre-coalescence parameters, particularly in the subset of spin-aligned binaries, we cannot identify any nonzero difference for final parameters that is introduced by our methodology (e.g. our restriction to  $f_{\text{low}} = 30$  Hz).

## VI. CONCLUSIONS

Using a full Bayesian parameter estimation technique, we directly compared GW150914 with a large set of binary black hole simulations produced using full numerical relativity. Our comparisons employed physics and radiation content ( $l \leq 3$  modes) not available or only partially captured by the two semianalytic models used in [LVC-PE](#) [2]. Using our completely independent approach, we nonetheless arrived at results similar to those of [LVC-PE](#) [2]. Comparisons including only the dominant modes (all  $l \leq 2$ ) constrain the total redshifted mass  $M_z$  [64–82  $M_\odot$ ], mass ratio  $1/q = m_2/m_q \in [0.6, 1]$ , and effective aligned spin  $\chi_{\text{eff}} \in [-0.3, 0.2]$ . Including  $l = 3$  modes, we found that the mass ratio is even more tightly constrained. Both nonprecessing and precessing simulations fit the data; no compelling evidence exists for or against a precessing origin. Even accounting for precession, simulations with

extreme mass ratios and effective spins are highly inconsistent with the data, at any mass. Several nonprecessing and precessing simulations with similar mass ratio and  $\chi_{\text{eff}}$  are consistent with the data. Though correlated, the component spins (both in magnitude and direction) are not significantly constrained by the data: the data are consistent with simulations with component spin magnitudes  $a_{1,2}$  up to at least 0.8, with random orientations.

This paper also provides the first concrete illustration, using real gravitational wave data, of several methods to aid the interpretation of gravitational wave observations using numerical relativity. First and foremost, this method demonstrates that the marginalized likelihood can be efficiently evaluated on a grid [81,82]. Straightforward reconstructions (e.g., fits, interpolation) allow us to reconstruct the posterior at low cost. Further, NR simulations are sufficiently dense, and the marginal log-likelihood  $\ln \mathcal{L}_{\text{marg}}$  sufficiently simple, that  $\ln \mathcal{L}_{\text{marg}}$  can be effectively approximated using available catalogs of NR simulations. Second, we provided and employed a simple but effective approximation to the marginalized likelihood. A particularly efficient way to communicate results, this data product enables further investigations, including the impact of the prior on our conclusions, the ability to incorporate the spin-precession instability into our posterior [101], and anything involving conditional distributions, which are trivially produced using the fit. Third, this investigation has demonstrated the critical role that numerical relativity can play in data analysis while simultaneously illuminating a path forward in the era of frequent detections. We demonstrate that NR results can be directly applied to data analysis, without intervening approximations. In the future, while low-frequency sensitivity will improve, so will our ability to effectively hybridize these simulations, so this approach will remain valuable even when very long signal models are required to reproduce the data. Targeted follow-up can be performed guided by  $\ln L$ , our measure of overall fit (maximizing  $\ln \mathcal{L}_{\text{marg}}$  over mass). Fourth, as described in [PE+NR-Methods](#) [11], this method provides a direct and unambiguous method to assess the relative impact of higher harmonics, waveform extraction, and modeling uncertainty on a point-by-point basis. Investigations using this technique will provide a valuable complement to parallel studies with [LALINFERENCE](#) [14].

As noted in [LVC-Astro](#) [31], the inferred spin magnitudes and misalignments provide unique and distinctive clues to the astrophysical origin of GW150914. Notably, strongly misaligned spins require a violent origin, either through exceptionally dynamic stellar processes or a cluster origin. Our analysis cannot definitively support or rule out such an origin. We recommend further analysis of GW150914 with improved models for binary inspiral and coalescence, whether derived semianalytically or via hybridization and/or interpolation of pure numerical relativity. For example, [LVC-SEOBNRv3](#) [103] reported

marginally tighter constraints on (two) precessing spins, by comparing GW150914 against a model for the emitted radiation including the very early inspiral, which by necessity NR simulations must omit. Combined with this method, we further anticipate that a large-scale simulation campaign in full numerical relativity to explore simulations comparable to GW150914 could allow us to extract more insight into its nature. PE+NR-Methods [11] will provide further details on and examples with the method employed in this work.

## ACKNOWLEDGMENTS

The authors gratefully acknowledge helpful feedback from an anonymous referee. The authors gratefully acknowledge the support of the United States National Science Foundation (NSF) for the construction and operation of the LIGO Laboratory and Advanced LIGO as well as the Science and Technology Facilities Council (STFC) of the United Kingdom, the Max-Planck-Society (MPS), and the State of Niedersachsen/Germany for support of the construction of Advanced LIGO and construction and operation of the GEO600 detector. Additional support for Advanced LIGO was provided by the Australian Research Council. The authors gratefully acknowledge the Italian Istituto Nazionale di Fisica Nucleare (INFN), the French Centre National de la Recherche Scientifique (CNRS) and the Foundation for Fundamental Research on Matter supported by the Netherlands Organisation for Scientific Research, for the construction and operation of the Virgo detector and the creation and support of the EGO consortium. The authors also gratefully acknowledge research support from these agencies as well as by the Council of Scientific and Industrial Research of India, Department of Science and Technology, India, Science & Engineering Research Board (SERB), India, Ministry of Human Resource Development, India, the Spanish Ministerio de Economía y Competitividad, the Conselleria d’Economia i Competitivitat and Conselleria d’Educació, Cultura i Universitats of the Govern de les Illes Balears, the National Science Centre of Poland, the European Commission, the Royal Society, the Scottish Funding Council, the Scottish Universities Physics Alliance, the Hungarian Scientific Research Fund (OTKA), the Lyon Institute of Origins (LIO), the National Research Foundation of Korea, Industry Canada and the Province of Ontario through the Ministry of Economic Development and Innovation, the National Science and Engineering Research Council Canada, the Brazilian Ministry of Science, Technology, and Innovation, the Leverhulme Trust, the Research Corporation, Ministry of Science and Technology (MOST), Taiwan and the Kavli Foundation. The authors gratefully acknowledge the support of the NSF, STFC, MPS, INFN, CNRS, and the State of Niedersachsen/Germany for provision of computational resources. The

SXS Collaboration also gratefully acknowledges Compute Canada, the Research Corporation, and California State University Fullerton for computational resources, as well as the support of the National Science Foundation, the Research Corporation for Science Advancement, and the Sherman Fairchild Foundation. The RIT team gratefully acknowledges the NSF for financial support, as well as Blue Waters and XSEDE for computational resources. This paper has been assigned the document number LIGO-P1500263.

## APPENDIX A: SIMULATION LIST

In this appendix, we enumerate the simulations used in this work (Table II), providing a more detailed description of the simulations performed and their relationship to the literature. Unless otherwise noted, we extract  $\tilde{\psi}_{4,lm}(f)$  [and therefore  $\tilde{h}_{lm}(f)$  and  $h_{lm}(t)$ ] at infinity using a perturbative extrapolation [110] reexpressed in the Fourier domain; see PE+NR-Methods [11] for further details.

*RIT simulations:* Binary black hole (BBH) data were evolved using the LAZEV [111] implementation of the moving puncture approach [42,43] with the conformal function  $W = \sqrt{\chi} = \exp(-2\phi)$  suggested by Ref. [112]. For the run presented here, we use centered, sixth-order finite differencing in space [113] and a fourth-order Runge-Kutta time integrator. (Note that we do not upwind the advection terms.) This code uses the EINSTEINTOOLKIT [114] / CACTUS [115] / CARPET [116] infrastructure. The CARPET mesh refinement driver provides a “moving boxes” style of mesh refinement. In this approach, refined grids of fixed size are arranged about the coordinate centers of both holes. The CARPET code then moves these fine grids about the computational domain by following the trajectories of the two BHs. The RIT group used AHFINDERDIRECT [117] to locate apparent horizons. The magnitude of the horizon spin is computed using the *isolated horizon* algorithm detailed in Ref. [118] and as implemented in Ref. [119]. Note that once we have the horizon spin, we can calculate the horizon mass via the Christodoulou formula  $m_H = \sqrt{m_{\text{irr}}^2 + S_H^2/(4m_{\text{irr}}^2)}$ , where  $m_{\text{irr}} = \sqrt{A/(16\pi)}$ ,  $A$  is the surface area of the horizon, and  $S_H$  is the spin angular momentum of the BH (in units of  $M^2$ ).

The 128 simulations reported in Zlochower and Lousto [18], denoted in Table II by RIT-Kicks, have only one black hole spinning with  $|\chi| = 0.8$ . For a handful of these simulations, the estimate of the final black hole mass and spin has been updated since the original publication.

These simulations include (a) a simulation with large transverse spins and several spin precession cycles which fits the data well [28]; (b) a wide range of simulations with large aligned and antialigned spins for mass ratios near and far from unity [74]; (c) a set of simulations with targeted mass ratios and spins, designed to systematically explore the parameter space and reconstruct generic recoil kicks

when  $q > 1$  [18]; (d) a set of equal mass simulations with large spins (0.8) and generic orientations, designed to systematically explore the parameter space and reconstruct recoil when  $q = 1$  [75]; and (e) 38 simulations of equal mass black holes with equal magnitude and precessing spins [120].

*SXS simulations:* SXS provided simulations from their public catalog—initially reported in Ref. [59]—as well as several selected follow-up simulations. The SXS Collaboration uses the Spectral Einstein Code (SpEC) [121] for evolution. Quasiequilibrium initial data are constructed in the extended conformal thin-sandwich formalism using a pseudospectral elliptic solver [122,123]. The evolution occurs on a grid extending from inner excision boundaries, slightly inside the apparent horizons, to an outer boundary on which constraint-preserving boundary conditions are imposed [124]. The code uses a first-order generalized harmonic representation of Einstein’s equations with damped harmonic gauge [125–129]. After merger, the grid is updated to include only one excision boundary [130,131]. The excision boundaries are dynamically adjusted to conform to the shapes of the apparent horizons [130,131]. The initial orbital eccentricity is reduced with an iterative procedure [132,133]. Other improvements have been applied to enable long simulations [134] and simulations of highly spinning black holes [135].

*GT simulations:* Initial data was evolved using the moving puncture approach with *Maya*, which was used in previous BH-BH studies [136–143]. The grid structure for each run consisted of ten levels of refinement provided by CARPET [116], a mesh refinement package for CACTUS [115]. Each successive level’s resolution decreased by a factor of 2. Sixth-order spatial finite differencing was used with the Baumgarte-Shapiro/Sasaki-Nakamura (BSSN) equations implemented with *Kranc* [144].

Simulations denoted by GT-Aligned refer to the z, zq, and zU series in Refs. [16,30]; the GT-Misaligned case refers to the S and Sq series; and GT-Tilting refers to the T and Tq series. Where available, we adopt the naming convention used in Ref. [78]. In particular, the 452 simulations in Ref. [78] surveyed the most extensive parameter space of BBH systems with 49 nonspinning,

81 aligned-spinning and 324 generic precessing spins BBH simulations. They covered mass ratios ranging from  $q \leq 15$  for nonspinning and  $q \leq 8$  for precessing spinning BBH systems, and included generic spin orientations and spin magnitudes,  $|a| < 0.8$ .

*BAM simulations:* The Cardiff-UIB group provided 29 simulations using parameters similar to the event, with approximately random initial configurations within the 99% credible region inferred for GW150914 in LVC-PE [2]. These BBH simulations were produced by the BAM NR code [79,80]. The BAM code solves the Einstein evolution equations with the moving puncture approach using the BSSN [145,146] formulation of the 3 + 1 decomposed Einstein field equations. The BSSN equations are integrated with a fourth-order finite-difference Runge-Kutta time integrator, with a fixed time step along with a sixth-order accurate finite-difference algorithm based on the method of lines for spatial derivatives. The  $\chi$  variation of the moving-puncture method is used where a new conformal factor is defined as  $\chi = \psi^{-4}$  which is finite at the puncture [42]. The lapse and shift gauge functions are evolved using the 1 + Log slicing condition and the Gamma driver shift condition respectively [42]. Conformally flat puncture initial data [147–149] are calculated using the pseudospectral elliptic solver described in Ref. [150].

## 1. Follow-up simulations

Several groups performed new simulations in response to GW150914, indicated in Table II by an asterisk (\*). Some of these simulations were made available for this analysis. The SXS group performed eight targeted simulations near the maximum *a posteriori* parameters reported in LVC-PE [2]. The RIT group performed a systematic follow-up campaign on nonprecessing binaries, targeting the mass ratio and spin range favored by LVC-PE [2]. This campaign included 52 new simulations of nonprecessing binaries in the range of mass ratio  $1/2 \leq q \leq 1$  for spinning binaries and up to  $q = 1/6$  without spin. So far the sequence also includes 11 new precessing simulations in the observationally relevant mass ratio range of  $1/3 \leq q \leq 3/4$  to further calibrate results.

TABLE II. *List of simulations*: Table of simulations used in this work. Columns indicate the group; an (internal) shorthand for the simulation; the mass ratio; and the components of the dimensionless spins  $\chi_1 = \mathbf{S}_1/m_1^2$ ; the effective aligned spin  $\xi$ ; the estimated initial starting orbital frequency  $M\omega_0$ ; and (where available) the final black mass and spin. (We indicate where the black hole mass and spin was unavailable by using X for the corresponding entry.) An asterisk (\*) denotes a new simulation motivated by GW150914; a (+) denotes one of the simulations reported in LVC-detect [1]; an S denotes simulations used to calibrate the SEOB model [6] used in LVC-detect [1]; and a p denotes simulations used to calibrate the IMRP model [27] used in LVC-detect [1]. (The printed table only shows a few entries from each group; the full table is available as online Supplementary Material [100].)

Name	Key	$q$	$\chi_{1,x}$	$\chi_{1,y}$	$\chi_{1,z}$	$\chi_{2,x}$	$\chi_{2,y}$	$\chi_{2,z}$	$\chi_{\text{eff}}$	$M\omega_0$	$M_f/M$	$a_f$
RIT-Generic	D10.50_q0.1667_a0.0_0.0_n100(*)	6.000	...	...	...	...	...	...	...	0.026	0.986	0.372
RIT-Generic	D10_q0.33_a-0.8_xi0_n100(*)	2.999	0.757	0.030	0.259	...	...	-0.800	-0.006	0.029	0.965	0.756
RIT-Generic	D10_q0.33_a0.8_xi0_n120(*)	2.999	0.754	0.031	-0.268	...	...	0.800	-0.001	0.030	0.970	0.607
RIT-Generic	D10_q0.50_a-0.50_0.50_n100(*)	2.000	...	...	0.500	...	...	-0.500	0.167	0.028	0.953	0.751
RIT-Generic	D10_q0.50_a-0.8_xi0_n100(*)	2.000	0.696	0.059	0.392	...	-0.006	-0.801	-0.005	0.030	0.956	0.768
SXS-All	SXS:BBH:0001[p]	1.000	...	...	...	...	...	...	...	0.012	0.952	0.686
SXS-All	SXS:BBH:0010	1.501	0.248	0.028	-0.433	...	...	...	-0.260	0.014	0.962	0.563
SXS-All	SXS:BBH:0100	1.500	...	...	...	...	...	...	...	0.012	0.955	0.664
SXS-All	SXS:BBH:0101	1.501	...	...	-0.500	...	...	...	-0.300	0.011	0.963	0.540
SXS-All	SXS:BBH:0102	1.500	0.496	0.051	-0.001	0.494	0.071	-0.001	-0.001	0.014	0.954	0.695
RIT-Kicks	RIT:BBH:NQ16TH115PH0	6.000	0.725	...	-0.338	...	...	...	-0.290	0.033	0.991	0.554
RIT-Kicks	RIT:BBH:NQ16TH115PH120	6.000	-0.363	0.628	-0.338	...	...	...	-0.290	0.034	0.991	0.552
RIT-Kicks	RIT:BBH:NQ16TH115PH150	6.000	-0.628	0.363	-0.338	...	...	...	-0.290	0.034	0.991	0.556
RIT-Kicks	RIT:BBH:NQ16TH115PH30	6.000	0.628	0.363	-0.338	...	...	...	-0.290	0.032	0.991	0.553
RIT-Kicks	RIT:BBH:NQ16TH115PH60	6.000	0.363	0.628	-0.338	...	...	...	-0.290	0.034	0.991	0.556
RIT-OlderWork	RIT:BBH:KTH22.5PH0	1.000	-0.026	0.304	0.760	-0.008	0.310	-0.759	0.001	0.042	0.960	0.695
RIT-OlderWork	RIT:BBH:KTH22.5PH120	1.000	-0.272	-0.157	0.757	-0.272	-0.157	-0.757	...	0.043	0.961	0.698
RIT-OlderWork	RIT:BBH:KTH22.5PH150	1.000	-0.157	-0.272	0.757	-0.157	-0.272	-0.757	...	0.043	0.961	0.697
RIT-OlderWork	RIT:BBH:KTH22.5PH30	1.000	-0.185	0.257	0.756	-0.157	0.272	-0.757	-0.001	0.042	0.960	0.695
RIT-OlderWork	RIT:BBH:KTH22.5PH60	1.000	-0.297	0.138	0.751	-0.272	0.157	-0.757	-0.003	0.042	0.960	0.695
GT	GT:BBH:564	1.000	...	...	-0.400	...	...	-0.400	-0.400	0.026	0.961	0.560
GT	GT:BBH:476	1.000	...	...	-0.200	...	...	-0.200	-0.200	0.025	0.956	0.624
GT	(0.0, 1.0)	1.000	...	...	...	...	...	...	...	0.030	0.952	0.686
GT	(0, 1.0, 'M100')	1.000	...	...	...	...	...	...	...	0.029	0.951	0.687
GT	(0.0, 1.0, 'M120', 'D11')	1.000	...	...	...	...	...	...	...	0.029	0.951	0.686
GT	GT:BBH:456	1.500	0.346	...	0.200	...	...	0.400	0.280	0.024	0.947	0.753
GT	GT:BBH:455	1.500	0.424	...	0.424	...	...	0.600	0.495	0.020	0.937	0.822
GT	GT:BBH:457	1.500	0.520	...	0.300	...	...	0.600	0.420	0.021	X	X
GT	GT:BBH:764	1.500	0.600	...	...	...	...	0.600	0.240	0.021	X	X
GT	GT:BBH:458	2.000	0.346	...	0.200	...	...	0.400	0.267	0.023	0.954	0.722
GT	GT:BBH:550	2.000	0.424	...	-0.424	...	...	0.600	-0.083	0.032	0.964	0.549
GT	GT:BBH:545	2.000	...	...	-0.600	...	...	0.600	-0.200	0.033	0.967	0.465
GT	GT:BBH:556	2.000	-0.600	...	...	...	...	0.600	0.200	0.032	0.955	0.698
GT	EK_D6.2_a0.6_th000_M77	1.000	0.584	0.143	0.002	-0.584	-0.143	0.002	0.002	0.070	0.951	0.686
GT	GT:BBH:482	1.000	0.520	0.300	...	-0.520	-0.300	...	...	0.071	0.951	0.684
GT	GT:BBH:483	1.000	0.424	0.424	...	-0.424	-0.424	...	...	0.071	0.950	0.683
GT	GT:BBH:484	1.000	0.300	0.520	...	-0.300	-0.520	...	...	0.072	0.950	0.681
GT	GT:BBH:485	1.000	...	0.600	...	...	-0.600	...	...	0.072	0.949	0.680
GT	aa_b5_a0.2_M77	1.000	...	...	0.200	...	...	-0.200	...	0.027	X	X
GT	aa_b5_a0.4_M77	1.000	...	...	0.400	...	...	-0.400	...	0.028	X	X
GT	aa_b5_a0.6_M77	1.000	...	...	0.600	...	...	-0.600	...	0.029	X	X
GT	aa_b5_a0.8_M77	1.000	...	...	0.800	...	...	-0.800	...	0.031	X	X
GT	fr_b5_a0.6_random2_M77	1.000	...	...	0.600	...	...	-0.600	...	0.027	X	X
GT	fr_b3.1_a0.6_oth.000_M77	1.000	...	...	0.600	-0.600	...	...	0.300	0.057	X	X
GT	fr_b3.1_a0.6_oth.015_M77	1.000	0.155	...	0.580	-0.600	...	...	0.290	0.057	X	X
GT	fr_b3.1_a0.6_oth.030_M77	1.000	0.300	...	0.520	-0.600	...	...	0.260	0.058	X	X
GT	fr_b3.1_a0.6_oth.045_M77	1.000	0.424	...	0.424	-0.600	...	...	0.212	0.058	X	X
GT	fr_b3.1_a0.6_oth.060_M77	1.000	0.520	...	0.300	-0.600	...	...	0.150	0.059	X	X
GT	D10_q7.00_a0.0_m320	7.000	...	...	...	...	...	...	...	...	X	X
GT	GT:BBH:860	1.000	0.109	0.481	0.342	0.460	-0.287	0.257	0.299	0.042	0.940	0.783
GT	GT:BBH:861	1.000	-0.159	-0.414	-0.404	0.297	0.521	-0.020	-0.212	0.049	0.957	0.620
GT	GT:BBH:862	1.000	0.542	-0.255	-0.034	0.053	0.188	-0.567	-0.301	0.053	0.958	0.607
GT	GT:BBH:863	1.000	-0.512	0.270	-0.157	-0.506	-0.175	-0.270	-0.214	0.053	0.956	0.663
BAM-GitAnnex	BAM150914:31(*)	1.200	0.384	-0.135	-0.119	-0.354	0.218	0.086	-0.026	0.026	0.954	0.665
BAM-GitAnnex	BAM150914:1(*)	1.200	0.384	-0.135	-0.119	-0.354	0.218	0.086	-0.026	0.025	0.954	0.664
BAM-GitAnnex	BAM150914:29(*)	1.200	0.123	0.366	-0.175	0.136	-0.460	0.469	0.118	0.027	0.951	0.706
BAM-GitAnnex	BAM150914:18(*)	1.200	-0.161	-0.207	0.145	0.378	0.352	0.428	0.274	0.023	0.945	0.755
BAM-GitAnnex	BAM150914:26(*)	1.200	-0.095	0.404	-0.088	0.605	-0.442	0.399	0.133	0.029	0.950	0.712

## APPENDIX B: SIMULATION RANKINGS

In this appendix, we enumerate the simulations used in this work, ordered by one measure of their similarity with the data (in  $L$ , in Table III). For nonprecessing binaries, Fig. 6 provides a visual illustration of some trends in  $\ln L$  versus mass ratio and the two component spins.

TABLE III. *Peak Marginalized  $\ln L$ : Consistency between simulations:* Peak value of the marginalized log likelihood  $\ln L$  [Eq. (7)] evaluated using a lower frequency  $f_{\text{low}} = 30$  Hz and all modes with  $l \leq 2$ ; the simulation key, described in Table II [an asterisk (\*) denotes a new simulation motivated by GW150914, and a (+) denotes one of the simulations reported in LVC-detect [1]]; the *initial* spins of the simulation (using – to denote zero, to enhance readability); the initial  $\chi_{\text{eff}}$ ; the total (redshifted) mass of the best fit; and the starting frequency (in Hz) of the best fit. Though omitting information accessible to the longest simulations, this choice of low-frequency cutoff eliminates systematic biases associated with simulation duration, which differs across our archive, as seen by the last column.

$\ln L$	Key	$q$	$\chi_{1,x}$	$\chi_{1,y}$	$\chi_{1,z}$	$\chi_{2,x}$	$\chi_{2,y}$	$\chi_{2,z}$	$\chi_{\text{eff}}$	$M_z/M_\odot$	$f_{\text{start}}$ (Hz)
272.2	SXS:BBH:0310(*)	1.221	...	...	...	...	...	...	0.00	73.0	15.1
272.1	D12_q1.00_a-0.25_0.25_n100(*)	1.0	...	...	0.250	...	...	-0.250	-0.00	73.2	20.5
272.1	SXS:BBH:0002[S]	1.0	...	...	...	...	...	...	0.00	73.2	10.0
271.8	D11_q0.75_a0.0_0.0_n100(*)	1.333	...	...	...	...	...	...	-0.00	72.1	23.1
271.8	SXS:BBH:0305(*+)	1.221	...	...	0.330	...	...	-0.440	-0.02	74.2	14.8
271.6	SXS:BBH:0218	1.0	...	...	-0.500	...	...	0.500	0.00	73.3	10.6
271.6	SXS:BBH:0198	1.202	...	...	...	...	...	...	0.00	73.4	12.7
271.6	SXS:BBH:0307(*)	1.228	...	...	0.320	...	...	-0.580	-0.08	70.0	17.0
271.6	GT:BBH:476	1.0	...	...	-0.200	...	...	-0.200	-0.02	67.9	24.3
271.6	S0_D10.04_q1.3333_a0.45_-0.80_n100	1.334	...	...	0.450	...	...	-0.801	-0.09	71.9	27.9
271.5	D12_00_q0.85_a0.0_0.0_n100(*)	1.176	...	...	...	...	...	...	-0.00	73.0	20.6
271.5	D12.25_q0.82_a-0.44_0.33_n100(*+)	1.22	...	...	0.330	...	...	-0.440	-0.02	72.9	20.2
271.5	SXS:BBH:0312(*)	1.203	...	...	0.390	...	...	-0.480	-0.00	73.9	14.8
271.4	SXS:BBH:0127	1.34	0.010	-0.077	-0.017	-0.061	-0.065	-0.179	-0.09	71.5	14.3
271.4	SXS:BBH:0115	1.07	0.019	0.013	-0.204	0.243	-0.067	0.291	0.04	74.1	13.8
271.3	SXS:BBH:0213	1.0	...	...	-0.800	...	...	0.800	0.00	73.2	11.7
271.3	UD_D10.01_q1.00_a0.4_n100	1.0	...	...	0.400	...	...	-0.400	-0.00	73.4	26.7
271.2	D12_q1.00_a-0.25_0.00_n100(*)	1.0	...	...	...	...	...	-0.250	-0.12	69.4	21.8
271.2	SXS:BBH:0222	1.0	...	...	-0.300	...	...	...	-0.15	69.1	12.3
271.2	SXS:BBH:0217	1.0	...	...	-0.600	...	...	0.600	0.00	73.2	11.9
271.1	D10_q0.75_a-0.5_0.25_n100(*)	1.333	...	...	0.250	...	...	-0.500	-0.07	71.9	27.4
271.0	BAM150914:24(*)	1.2	0.151	0.396	0.017	-0.278	-0.605	-0.085	-0.03	72.2	17.8
270.9	GW15_D12_q1.22_a0.33_-0.44_m140(*)	1.22	...	...	0.330	...	...	-0.440	-0.02	71.7	19.7
270.9	SXS:BBH:0308[Lev3](*)	1.228	0.072	0.072	0.325	0.201	0.285	-0.571	-0.08	70.5	16.9
270.9	SXS:BBH:0120	1.12	0.138	-0.200	-0.008	-0.065	-0.241	-0.099	-0.05	70.3	14.6
270.8	SXS:BBH:0006	1.345	0.234	0.148	-0.161	0.091	0.064	-0.101	-0.14	69.6	13.4
270.8	SXS:BBH:0313(*)	1.217	...	...	0.380	...	...	-0.520	-0.03	72.5	15.1
270.7	GT:BBH:370	1.15	...	...	...	...	...	...	0.00	74.0	25.8
270.7	SXS:BBH:0308	1.228	0.094	0.056	0.322	0.266	0.213	-0.576	-0.08	71.8	16.5
270.6	SXS:BBH:0123	1.1	0.267	0.020	-0.415	0.038	-0.054	0.126	-0.16	68.0	15.1
270.6	D11_q0.75_a-0.5_0.5_n100(*)	1.333	...	...	0.500	...	...	-0.500	0.07	76.7	21.6
270.5	SXS:BBH:0129	1.36	-0.001	...	0.088	0.193	-0.289	-0.075	0.02	74.0	13.9
270.5	SXS:BBH:0117	1.08	0.118	-0.069	0.070	-0.302	-0.298	-0.200	-0.06	72.8	14.0
270.4	SXS:BBH:0003	1.0	0.497	0.053	...	...	...	...	-0.00	72.5	10.1
270.4	D10_q0.75_a-0.25_0.25_n100(*)	1.333	...	...	0.250	...	...	-0.250	0.04	75.7	24.7
270.4	SXS:BBH:0224	1.0	...	...	0.400	...	...	-0.800	-0.20	67.3	12.4
270.3	D11_q0.75_a-0.8500_0.6375_n100	1.334	...	...	0.638	0.001	0.003	-0.851	-0.00	74.8	22.6
270.3	U0_D9.53_q1.00_a0.0_n100	1.0	...	...	...	...	...	...	-0.00	73.7	28.6
270.2	SXS:BBH:0211	1.0	...	...	-0.900	...	...	0.900	0.00	73.5	11.4
270.2	SXS:BBH:0116	1.08	-0.078	0.065	0.033	0.185	0.007	0.103	0.07	76.4	13.4
270.2	D11_q0.75_a0.5_-0.5_n100(*)	1.333	...	...	-0.500	...	...	0.500	-0.07	70.2	23.9
270.2	GW15_D12_q1.19_a0.42_-0.38_m140(*)	1.19	...	...	0.420	...	...	-0.380	0.05	74.0	18.6
270.1	GT:BBH:900(*)	1.2	0.400	...	...	0.400	...	...	0.00	74.3	21.8
270.1	D11_q0.75_a-0.5_0.0_n100(*)	1.333	...	...	...	...	...	-0.500	-0.21	67.8	24.4
270.0	GT:BBH:898(*)	1.2	...	...	...	...	...	...	0.00	74.2	18.0
269.9	aa_b5_a0.6_M77	1	...	...	0.600	...	...	-0.600	0.00	73.7	25.2
269.9	SXS:BBH:0125	1.27	0.012	0.045	-0.058	0.389	0.241	0.070	-0.00	75.1	13.6
269.9	D21.5_q1_a0.2_0.8_th104.4775_n100	1.001	...	...	0.200	0.775	...	-0.200	-0.00	74.2	9.7
269.9	SXS:BBH:0131	1.55	0.042	-0.014	-0.070	0.105	0.017	-0.175	-0.11	71.0	14.4
269.8	SXS:BBH:0096	1.501	0.497	0.051	...	...	...	...	-0.00	73.0	12.8
269.8	SXS:BBH:0088	1.0	0.495	0.067	...	...	...	...	0.00	74.3	9.8
269.7	D10_q0.75_a-0.8_xi0_n100(*)	1.333	0.538	0.056	0.590	...	...	-0.801	-0.01	75.2	26.5
269.7	SXS:BBH:0029	1.5	0.496	0.051	-0.001	0.494	0.070	-0.001	-0.00	74.3	12.5
269.6	BAM150914:25(*)	1.2	0.119	-0.407	0.017	0.125	0.656	-0.064	-0.02	72.3	22.3
269.6	SXS:BBH:0163	1.0	0.441	0.290	-0.284	0.424	0.266	0.331	0.02	73.5	13.3
269.6	SXS:BBH:0226	1.0	...	...	0.500	...	...	-0.900	-0.20	67.4	12.2
269.5	D10_q0.75_a0.25_-0.25_n100(*)	1.333	...	...	-0.250	...	...	0.250	-0.04	71.8	26.2
269.5	BAM150914:9(*)	1.2	0.554	-0.314	0.212	0.008	0.643	-0.191	0.03	72.7	27.9
269.4	SXS:BBH:0316(*)	1.186	0.241	0.170	0.299	-0.203	-0.172	-0.271	0.04	75.2	14.2
269.4	SXS:BBH:0121	1.12	-0.061	-0.109	0.356	-0.323	-0.127	-0.297	0.05	76.5	13.4
269.4	SXS:BBH:0097	1.501	0.495	0.065	0.001	...	...	...	0.00	72.7	12.6

(Table continued)

TABLE III. (Continued)

$\ln L$	Key	$q$	$\chi_{1,x}$	$\chi_{1,y}$	$\chi_{1,z}$	$\chi_{2,x}$	$\chi_{2,y}$	$\chi_{2,z}$	$\chi_{\text{eff}}$	$M_z/M_\odot$	$f_{\text{start}}(\text{Hz})$
269.4	BAM150914:31(*)	1.2	0.384	-0.135	-0.119	-0.354	0.218	0.086	-0.03	71.5	23.9
269.4	SXS:BBH:0100	1.5	...	...	...	...	...	...	0.00	74.4	10.5
269.2	D10_q0.75_a0.5_-0.25_n100(*)	1.333	...	...	-0.250	...	...	0.500	0.07	75.2	24.7
269.2	GT:BBH:448	1.0	...	...	...	...	...	...	0.00	76.0	21.5
269.1	SXS:BBH:0135	1.64	-0.110	0.027	0.024	0.211	-0.144	-0.229	-0.07	71.5	14.3
269.1	SXS:BBH:0149[ S]	1.0	...	...	-0.200	...	...	-0.200	-0.20	68.3	14.6
269.0	BAM150914:6(*)	1.2	0.662	-0.070	0.083	-0.358	0.201	-0.106	-0.00	72.7	23.8
269.0	BAM150914:14(*)	1.2	0.662	-0.015	0.106	-0.384	0.113	-0.141	-0.01	71.0	23.9
268.9	RIT:BBH:STH45PH30	1.0	-0.337	0.463	0.585	0.290	-0.502	-0.579	0.00	71.0	37.6
268.9	SXS:BBH:0147	1.0	0.404	0.294	-0.001	-0.404	-0.294	-0.001	-0.00	71.0	24.3
268.9	SXS:BBH:0194	1.518	...	...	...	...	...	...	-0.00	73.0	13.4
268.9	GT:BBH:717	1.1	...	...	...	...	...	...	0.00	74.0	31.3
268.8	D11_q0.75_a0.8_0.4_PNr500_th1d_n100(*)	1.334	0.074	-0.374	0.123	-0.420	-0.531	-0.427	-0.11	71.8	23.5
268.8	SXS:BBH:0138	1.7	-0.044	0.425	0.042	-0.012	-0.008	-0.111	-0.01	73.9	13.9
268.8	SXS:BBH:0119	1.12	-0.012	0.068	0.260	0.078	-0.003	0.006	0.14	78.8	13.0
268.6	BAM150914:15(*)	1.2	0.276	-0.106	0.052	0.144	0.268	0.295	0.16	77.4	18.4
268.6	SXS:BBH:0133	1.63	0.098	0.042	-0.134	-0.107	-0.110	-0.021	-0.09	71.7	14.3
268.6	BAM150914:2(*)	1.2	-0.099	-0.377	-0.167	-0.108	0.484	0.452	0.11	76.3	21.6
268.5	SXS:BBH:0098	1.501	0.486	0.114	0.002	...	...	...	0.00	75.1	10.4
268.4	aa_b5_a0.8_M77	1	...	...	0.800	...	...	-0.800	0.00	75.3	26.5
268.4	GT:BBH:717	1.1	...	...	...	...	...	...	0.00	73.0	30.8
268.4	D11.50_q0.60_a0.0_0.0_n100(*)	1.667	...	...	...	...	...	...	-0.00	73.6	21.2
268.4	d0_D10.52_q1.3333_a-0.25_n100	1.333	...	...	-0.250	...	...	...	-0.14	69.1	26.2
268.3	SXS:BBH:0223	1.0	...	...	0.300	...	...	...	0.15	78.8	11.4
268.3	SXS:BBH:0082	1.501	0.496	0.053	...	...	...	...	-0.00	75.5	12.3
268.3	RIT:BBH:STH45PH60	1.0	-0.537	0.242	0.570	0.502	-0.290	-0.579	-0.00	68.9	37.9
268.3	SXS:BBH:0027	1.5	0.497	0.051	...	-0.494	-0.071	...	0.00	72.8	12.8
268.2	BAM150914:5(*)	1.2	0.649	0.149	0.086	-0.385	-0.130	-0.124	-0.01	71.0	22.1
268.2	D12_q1.00_a-0.25_-0.25_n100(*)	1.0	...	...	-0.250	...	...	-0.250	-0.25	65.7	23.1
268.2	aa_b5_a0.2_M77	1	...	...	0.200	...	...	-0.200	0.00	75.3	23.2
268.2	SXS:BBH:0173	1.5	0.235	0.146	-0.161	0.091	0.065	-0.101	-0.14	68.9	13.6
268.2	aa_b5_a0.4_M77	1	...	...	0.400	...	...	-0.400	0.00	75.3	23.8
268.1	RIT:BBH:NTH120PH150	1.005	-0.322	-0.617	-0.422	...	...	...	-0.21	65.2	36.6
268.1	SXS:BBH:0103	1.501	0.496	0.058	...	...	...	...	0.00	75.5	10.4
268.1	GT:BBH:885	1.0	0.424	...	0.424	-0.424	...	-0.424	0.00	72.8	31.2
268.1	SXS:BBH:0004[ S]	1.0	...	...	-0.500	...	...	...	-0.25	66.2	11.0
268.1	SXS:BBH:0023	1.501	0.497	0.051	0.001	0.077	-0.489	...	0.00	73.0	12.9
268.0	BAM150914:3(*)	1.2	0.299	0.028	0.008	0.192	0.092	0.367	0.17	77.3	18.2
268.0	BAM150914:4(*)	1.2	0.159	-0.393	-0.016	0.149	0.654	-0.014	-0.02	70.1	23.0
268.0	SXS:BBH:0021	1.5	0.496	0.053	...	...	0.001	-0.499	-0.20	70.3	13.3
268.0	SXS:BBH:0015	1.501	0.487	0.110	0.001	...	...	...	0.00	75.0	10.5

TABLE IV. *Peak Marginalized  $\ln L$ : Consistency between simulations*: Peak value of the marginalized log likelihood  $\ln L$  evaluated using a lower frequency  $f_{\text{low}} = 30$  Hz [Eq. (7)] and all modes with  $l \leq 3$ ; the simulation key, described in Table II [an asterisk (\*) denotes a new simulation motivated by GW150914]; the *initial* spins of the simulation (using - to denote zero, to enhance readability); the initial  $\chi_{\text{eff}}$ ; the total (redshifted) mass of the best fit; and the starting frequency (in Hz) of the best fit. Though omitting information accessible to the longest simulations, this choice of low-frequency cutoff eliminates systematic biases associated with simulation duration, which differs across our archive.

$\ln L$	Key	$q$	$\chi_{1,x}$	$\chi_{1,y}$	$\chi_{1,z}$	$\chi_{2,x}$	$\chi_{2,y}$	$\chi_{2,z}$	$\chi_{\text{eff}}$	$M_z/M_\odot$	$f_{\text{start}}(\text{Hz})$
272.8	SXS:BBH:0002[ S]	1.0	...	...	...	...	...	...	0.00	73.2	10.0
272.2	SXS:BBH:0307(*)	1.228	...	...	0.320	...	...	-0.580	-0.08	71.8	16.6
272.0	SXS:BBH:0218	1.0	...	...	-0.500	...	...	0.500	0.00	72.8	10.7
271.8	D12_q1.00_a-0.25_0.25_n100(*)	1.0	...	...	0.250	...	...	-0.250	-0.00	73.6	20.4
271.6	SXS:BBH:0217	1.0	...	...	-0.600	...	...	0.600	0.00	73.4	11.9
271.6	SXS:BBH:0127	1.34	0.010	-0.077	-0.017	-0.061	-0.065	-0.179	-0.09	71.0	14.4
271.6	SXS:BBH:0198	1.202	...	...	...	...	...	...	0.00	73.1	12.8
271.5	SXS:BBH:0310(*)	1.221	...	...	...	...	...	...	0.00	72.4	15.2
271.4	SXS:BBH:0211	1.0	...	...	-0.900	...	...	0.900	0.00	73.4	11.5
271.4	SXS:BBH:0312(*)	1.203	...	...	0.390	...	...	-0.480	-0.00	73.8	14.8
271.2	SXS:BBH:0305(*+)	1.221	...	...	0.330	...	...	-0.440	-0.02	73.2	15.0
271.0	SXS:BBH:0313(*)	1.217	...	...	0.380	...	...	-0.520	-0.03	73.2	14.9
271.0	GW15_D12_q1.22_a0.33_-0.44_m140(*)	1.22	...	...	0.330	...	...	-0.440	-0.02	72.8	19.4
270.8	SXS:BBH:0120	1.12	0.138	-0.200	-0.008	-0.065	-0.241	-0.099	-0.05	73.5	13.9
270.7	SXS:BBH:0222	1.0	...	...	-0.300	...	...	...	-0.15	68.6	12.4
270.6	SXS:BBH:0213	1.0	...	...	-0.800	...	...	0.800	0.00	75.0	11.4
270.6	SXS:BBH:0308[ Lev3] (*)	1.228	0.072	0.072	0.325	0.201	0.285	-0.571	-0.08	73.2	16.2
270.4	D12.00_q0.85_a0.0_0.0_n100(*)	1.176	...	...	...	...	...	...	-0.00	74.5	20.2
270.4	SXS:BBH:0115	1.07	0.019	0.013	-0.204	0.243	-0.067	0.291	0.04	75.6	13.5
270.3	SXS:BBH:0003	1.0	0.497	0.053	...	...	...	...	-0.00	72.9	10.0
270.3	GT:BBH:900(*)	1.2	0.400	...	...	0.400	...	...	0.00	72.7	22.3
270.2	D10_q0.75_a-0.5_0.25_n100(*)	1.333	...	...	0.250	...	...	-0.500	-0.07	73.7	26.7
270.1	GT:BBH:898(*)	1.2	...	...	...	...	...	...	0.00	74.8	17.9

TABLE V. *Peak Marginalized ln L*: Low frequency included: Peak value of the marginalized log likelihood  $\ln L$  evaluated using a lower frequency  $f_{\text{low}} = 10$  Hz and all modes with  $l \leq 2$ ; the simulation key, described in Table II [an asterisk (\*) denotes a new simulation motivated by GW150914, and a (+) denotes one of the simulations reported in [LVC-detect \[1\]](#)]; the *initial* spins of the simulation (using  $-$  to denote zero, to enhance readability); the initial  $\xi$ ; and the total (redshifted) mass of the best fit. This choice of low-frequency cutoff ensures that long simulations can make the best use of low-frequency information in the data, significantly improving our constraints on  $M$  and spin precession.

$\ln L$	Key	$q$	$\chi_{1,x}$	$\chi_{1,y}$	$\chi_{1,z}$	$\chi_{2,x}$	$\chi_{2,y}$	$\chi_{2,z}$	$\chi_{\text{eff}}$	$M_z/M_\odot$	
277.3	SXS:BBH:0002	1.0	...	...	...	...	...	...	0.00	72.7	10.0
277.2	SXS:BBH:0313(*)	1.217	...	...	0.380	...	...	-0.520	-0.03	72.9	15.5
276.9	SXS:BBH:0305(+)	1.221	...	...	0.330	...	...	-0.440	-0.02	73.2	15.5
276.6	D11_q0.75_a0.0_0.0_n100(*)	1.333	...	...	...	...	...	...	-0.00	72.6	22.9
276.1	SXS:BBH:0006	1.345	0.234	0.148	-0.161	0.091	0.064	-0.101	-0.14	69.0	13.7
275.4	SXS:BBH:0096	1.501	0.497	0.051	...	...	...	...	-0.00	72.7	13.3
275.4	SXS:BBH:0163	1.0	0.441	0.290	-0.284	0.424	0.266	0.331	0.02	74.4	13.4
275.2	SXS:BBH:0131	1.55	0.042	-0.014	-0.070	0.105	0.017	-0.175	-0.11	70.8	14.8
275.0	GT:BBH:898(*)	1.2	...	...	...	...	...	...	0.00	74.2	18.0
274.9	SXS:BBH:0029	1.5	0.496	0.051	-0.001	0.494	0.070	-0.001	-0.00	74.2	13.4
274.8	SXS:BBH:0100	1.5	...	...	...	...	...	...	0.00	72.9	11.0
274.5	SXS:BBH:0121	1.12	-0.061	-0.109	0.356	-0.323	-0.127	-0.297	0.05	74.6	15.0
274.1	SXS:BBH:0117	1.08	0.118	-0.069	0.070	-0.302	-0.298	-0.200	-0.06	72.5	14.8
274.1	SXS:BBH:0316(*)	1.186	0.241	0.170	0.299	-0.203	-0.172	-0.271	0.04	73.8	15.3
274.0	SXS:BBH:0307(*)	1.228	...	...	0.320	...	...	-0.580	-0.08	69.3	17.8
273.9	SXS:BBH:0312(*)	1.203	...	...	0.390	...	...	-0.480	-0.00	71.3	15.7
273.6	SXS:BBH:0308[ Lev3] (*)	1.228	0.072	0.072	0.325	0.201	0.285	-0.571	-0.08	69.4	17.9
273.5	D21.5_q1_a0.2_0.8_th104.4775_n100	1.001	...	...	0.200	0.775	...	-0.200	-0.00	74.3	9.7
273.5	SXS:BBH:0003	1.0	0.497	0.053	...	...	...	...	-0.00	73.8	11.4
273.4	SXS:BBH:0103	1.501	0.496	0.058	...	...	...	...	0.00	73.2	10.8
273.4	SXS:BBH:0310(*)	1.221	...	...	...	...	...	...	0.00	74.3	15.0
273.1	SXS:BBH:0015	1.501	0.487	0.110	0.001	...	...	...	0.00	74.5	10.5
273.0	SXS:BBH:0004	1.0	...	...	-0.500	...	...	...	-0.25	66.4	11.2
273.0	SXS:BBH:0024	1.501	0.496	0.051	-0.001	-0.077	0.489	0.002	0.00	73.2	12.5
272.9	SXS:BBH:0198	1.202	...	...	...	...	...	...	0.00	71.2	13.3
272.8	GT:BBH:900(*)	1.2	0.400	...	...	0.400	...	...	0.00	71.0	22.8
272.8	SXS:BBH:0123	1.1	0.267	0.020	-0.415	0.038	-0.054	0.126	-0.16	69.9	15.9
272.8	SXS:BBH:0021	1.5	0.496	0.053	...	...	0.001	-0.499	-0.20	69.8	12.8
272.7	SXS:BBH:0147	1.0	0.404	0.294	-0.001	-0.404	-0.294	-0.001	-0.00	71.5	24.4
272.6	SXS:BBH:0127	1.34	0.010	-0.077	-0.017	-0.061	-0.065	-0.179	-0.09	72.4	14.5
272.6	D11_q0.75_a0.6_0.6_PNr500_th1d_n100(*)	1.333	0.460	0.351	0.161	0.526	0.288	-0.023	0.08	76.2	21.6
272.5	UD_D10.01_q1.00_a0.4_n100	1.0	...	...	0.400	...	...	-0.400	-0.00	74.6	26.2
272.4	D11_q0.75_a-0.5_0.5_n100(*)	1.333	...	...	0.500	...	...	-0.500	0.07	74.8	22.1
272.2	SXS:BBH:0115	1.07	0.019	0.013	-0.204	0.243	-0.067	0.291	0.04	71.8	15.0
272.2	SXS:BBH:0308	1.228	0.094	0.056	0.322	0.266	0.213	-0.576	-0.08	72.9	17.0
272.1	SXS:BBH:0137	1.76	-0.248	-0.319	-0.034	-0.071	0.151	-0.190	-0.09	72.2	14.8
272.0	SXS:BBH:0125	1.27	0.012	0.045	-0.058	0.389	0.241	0.070	-0.00	71.6	13.9
272.0	D11_q0.75_a-0.5_0.0_n100(*)	1.333	...	...	...	...	...	-0.500	-0.21	68.7	24.1
271.8	SXS:BBH:0120	1.12	0.138	-0.200	-0.008	-0.065	-0.241	-0.099	-0.05	69.7	14.9
271.8	GT:BBH:448	1.0	...	...	...	...	...	...	0.00	75.6	21.6
271.8	GT:BBH:448	1.0	...	...	...	...	...	...	0.00	75.6	21.6
271.8	D12.00_q0.85_a0.0_0.0_n100(*)	1.176	...	...	...	...	...	...	-0.00	71.3	21.1
271.7	D11_q0.75_a-0.8500_0.6375_n100	1.334	...	...	0.638	0.001	0.003	-0.851	-0.00	76.2	22.2
271.6	SXS:BBH:0138	1.7	-0.044	0.425	0.042	-0.012	-0.008	-0.111	-0.01	72.5	14.4
271.6	D12_q1.00_a-0.25_0.25_n100(*)	1.0	...	...	0.250	...	...	-0.250	-0.00	70.9	21.2
271.6	D11_q0.75_a0.8_0.4_PNr500_th1d_n100(*)	1.334	0.074	-0.374	0.123	-0.420	-0.531	-0.427	-0.11	70.3	24.0
271.5	SXS:BBH:0116	1.08	-0.078	0.065	0.033	0.185	0.007	0.103	0.07	73.2	14.3
271.3	GT:BBH:370	1.15	...	...	...	...	...	...	0.00	75.5	25.3
271.3	GT:BBH:370	1.15	...	...	...	...	...	...	0.00	75.5	25.3
271.2	D10_q0.75_a-0.5_0.25_n100(*)	1.333	...	...	0.250	...	...	-0.500	-0.07	73.6	26.8
271.2	SXS:BBH:0010	1.501	0.248	0.028	-0.433	...	...	...	-0.26	65.8	14.1
271.1	GT:BBH:476	1.0	...	...	-0.200	...	...	-0.200	-0.20	69.2	23.8
271.1	GT:BBH:476	1.0	...	...	-0.200	...	...	-0.200	-0.20	69.2	23.8
271.1	SXS:BBH:0133	1.63	0.098	0.042	-0.134	-0.107	-0.110	-0.021	-0.09	72.3	13.9
271.1	D12_q1.00_a-0.25_0.00_n100(*)	1.0	...	...	...	...	...	-0.250	-0.12	67.6	22.4

- [1] B. P. Abbott *et al.* (LIGO Scientific and Virgo Collaboration), *Phys. Rev. Lett.* **116**, 061102 (2016).
- [2] B. P. Abbott *et al.* (LIGO Scientific and Virgo Collaboration), *Phys. Rev. Lett.* **116**, 241102 (2016).
- [3] B. P. Abbott *et al.* (LIGO Scientific and Virgo Collaboration), *Phys. Rev. Lett.* **116**, 221101 (2016).
- [4] B. P. Abbott *et al.* (LIGO Scientific and Virgo Collaboration), *Phys. Rev. D* **93**, 122004 (2016).
- [5] J. Veitch *et al.*, *Phys. Rev. D* **91**, 042003 (2015).
- [6] A. Taracchini, A. Buonanno, Y. Pan, T. Hinderer, M. Boyle, D. A. Hemberger, L. E. Kidder, G. Lovelace, A. H. Mroué, H. P. Pfeiffer, M. A. Scheel, B. Szilágyi, N. W. Taylor, and A. Zenginoglu, *Phys. Rev. D* **89**, 061502 (2014).
- [7] M. Pürrer, *Classical Quantum Gravity* **31**, 195010 (2014).
- [8] M. Hannam, P. Schmidt, A. Bohé, L. Haegel, S. Husa, F. Ohme, G. Pratten, and M. Pürrer, *Phys. Rev. Lett.* **113**, 151101 (2014).
- [9] P. Kumar, T. Chu, H. Fong, H. P. Pfeiffer, M. Boyle, D. A. Hemberger, L. E. Kidder, M. A. Scheel, and B. Szilágyi, *Phys. Rev. D* **93**, 104050 (2016).
- [10] G. Lovelace, C. Lousto, J. Healy, M. Scheel, A. Garcia, R. O’Shaughnessy, M. Boyle, M. Campanelli, D. Hemberger, L. Kidder, H. Pfeiffer, B. Szilagi, S. Teukolsky, and S. Zlochower, [arXiv:1607.05377](https://arxiv.org/abs/1607.05377).
- [11] J. Lange, R. O’Shaughnessy, J. Healy, C. Lousto, D. Shoemaker, M. Scheel, G. Lovelace, H. Pfeiffer, T. Chu, and S. Ossokine (to be published).
- [12] P. Kumar, K. Barkett, S. Bhagwat, N. Afshari, D. A. Brown, G. Lovelace, M. A. Scheel, and B. Szilágyi, *Phys. Rev. D* **92**, 102001 (2015).
- [13] J. Blackman, S. E. Field, C. R. Galley, B. Szilágyi, M. A. Scheel, M. Tiglio, and D. A. Hemberger, *Phys. Rev. Lett.* **115**, 121102 (2015).
- [14] LIGO Scientific Collaboration and Virgo Collaboration (to be published).
- [15] V. Varma, P. Ajith, S. Husa, J. C. Bustillo, M. Hannam, and M. Pürrer, *Phys. Rev. D* **90**, 124004 (2014).
- [16] L. Pekowsky, R. O’Shaughnessy, J. Healy, and D. Shoemaker, *Phys. Rev. D* **88**, 024040 (2013).
- [17] J. D. Schnittman, A. Buonanno, J. R. van Meter, J. G. Baker, W. D. Boggs, J. Centrella, B. J. Kelly, and S. T. McWilliams, *Phys. Rev. D* **77**, 044031 (2008).
- [18] Y. Zlochower and C. O. Lousto, *Phys. Rev. D* **92**, 024022 (2015).
- [19] T. A. Apostolatos, C. Cutler, G. J. Sussman, and K. S. Thorne, *Phys. Rev. D* **49**, 6274 (1994).
- [20] M. Kesden, D. Gerosa, R. O’Shaughnessy, E. Berti, and U. Sperhake, *Phys. Rev. Lett.* **114**, 081103 (2015).
- [21] D. Gerosa, M. Kesden, U. Sperhake, E. Berti, and R. O’Shaughnessy, *Phys. Rev. D* **92**, 064016 (2015).
- [22] D. A. Brown, A. Lundgren, and R. O’Shaughnessy, *Phys. Rev. D* **86**, 064020 (2012).
- [23] A. Lundgren and R. O’Shaughnessy, *Phys. Rev. D* **89**, 044021 (2014).
- [24] P. Schmidt, F. Ohme, and M. Hannam, *Phys. Rev. D* **91**, 024043 (2015).
- [25] D. Trifiro, R. O’Shaughnessy, D. Gerosa, E. Berti, M. Kesden, T. Littenberg, and U. Sperhake, *Phys. Rev. D* **93**, 044071 (2016).
- [26] J. Healy, C. O. Lousto, and Y. Zlochower, *Phys. Rev. D* **90**, 104004 (2014).
- [27] S. Khan, S. Husa, M. Hannam, F. Ohme, M. Pürrer, X. J. Forteza, and A. Bohé, *Phys. Rev. D* **93**, 044007 (2016).
- [28] C. O. Lousto and J. Healy, *Phys. Rev. Lett.* **114**, 141101 (2015).
- [29] T. B. Littenberg, B. Farr, S. Coughlin, V. Kalogera, and D. E. Holz, *Astrophys. J. Lett.* **807**, L24 (2015).
- [30] R. O’Shaughnessy, L. London, J. Healy, and D. Shoemaker, *Phys. Rev. D* **87**, 044038 (2013).
- [31] B. P. Abbott *et al.* (LIGO Scientific and Virgo Collaboration), *Astrophys. J.* **818**, L22 (2016).
- [32] K. Belczynski *et al.*, available as <https://dcc.ligo.org/LIGO-P1600001> (2016).
- [33] P. Marchant, N. Langer, P. Podsiadlowski, T. M. Tauris, and T. J. Moriya, *Astron. Astrophys.* **588**, A50 (2016).
- [34] K. Belczynski, S. Repetto, D. Holz, R. O’Shaughnessy, T. Bulik, E. Berti, C. Fryer, and M. Dominik, *Astrophys. J.* **819**, 108 (2016).
- [35] S. G. Hahn and R. W. Lindquist, *Ann. Phys. (N.Y.)* **29**, 304 (1964).
- [36] L. L. Smarr, Ph. D. thesis, University of Texas, Austin, 1975.
- [37] L. Smarr, in *Eighth Texas Symposium on Relativistic Astrophysics*, Annals of the New York Academy of Sciences, Vol. 302, edited by M. D. Papagiannis (Wiley, New York, 1977), p. 569.
- [38] G. B. Cook *et al.* (Binary Black Hole Challenge Alliance Collaboration), *Phys. Rev. Lett.* **80**, 2512 (1998).
- [39] A. M. Abrahams *et al.* (Binary Black Hole Grand Challenge Alliance Collaboration), *Phys. Rev. Lett.* **80**, 1812 (1998).
- [40] R. Gomez *et al.*, *Phys. Rev. Lett.* **80**, 3915 (1998).
- [41] F. Pretorius, *Phys. Rev. Lett.* **95**, 121101 (2005).
- [42] M. Campanelli, C. O. Lousto, P. Marronetti, and Y. Zlochower, *Phys. Rev. Lett.* **96**, 111101 (2006).
- [43] J. G. Baker, J. Centrella, D.-I. Choi, M. Koppitz, and J. van Meter, *Phys. Rev. Lett.* **96**, 111102 (2006).
- [44] L. Lehner, *Classical Quantum Gravity* **18**, R25 (2001).
- [45] M. Hannam, *Classical Quantum Gravity* **26**, 114001 (2009).
- [46] J. Centrella, J. G. Baker, B. J. Kelly, and J. R. van Meter, *Rev. Mod. Phys.* **82**, 3069 (2010).
- [47] L. Lehner and F. Pretorius, *Annu. Rev. Astron. Astrophys.* **52**, 661 (2014).
- [48] J. G. Baker, M. Campanelli, F. Pretorius, and Y. Zlochower, *Classical Quantum Gravity* **24**, S25 (2007).
- [49] M. Hannam *et al.*, *Phys. Rev. D* **79**, 084025 (2009).
- [50] C. O. Lousto and Y. Zlochower, *Phys. Rev. D* **88**, 024001 (2013).
- [51] C. O. Lousto and Y. Zlochower, *Phys. Rev. Lett.* **106**, 041101 (2011).
- [52] U. Sperhake, V. Cardoso, C. D. Ott, E. Schnetter, and H. Witek, *Phys. Rev. D* **84**, 084038 (2011).
- [53] G. Lovelace *et al.*, *Classical Quantum Gravity* **32**, 065007 (2015).
- [54] M. A. Scheel, M. Giesler, D. A. Hemberger, G. Lovelace, K. Kuper, M. Boyle, B. Szilágyi, and L. E. Kidder, *Classical Quantum Gravity* **32**, 105009 (2015).

- [55] I. Ruchlin, J. Healy, C. O. Lousto, and Y. Zlochower, [arXiv:1410.8607](https://arxiv.org/abs/1410.8607).
- [56] B. Szilágyi, J. Blackman, A. Buonanno, A. Taracchini, H. P. Pfeiffer, M. A. Scheel, T. Chu, L. E. Kidder, and Y. Pan, *Phys. Rev. Lett.* **115**, 031102 (2015).
- [57] M. Campanelli, C. O. Lousto, H. Nakano, and Y. Zlochower, *Phys. Rev. D* **79**, 084010 (2009).
- [58] Y. Pan, A. Buonanno, A. Taracchini, L. E. Kidder, A. H. Mroué, H. P. Pfeiffer, M. A. Scheel, and B. Szilágyi, *Phys. Rev. D* **89**, 084006 (2014).
- [59] A. H. Mroué, M. A. Scheel, B. Szilágyi, H. P. Pfeiffer, M. Boyle, D. A. Hemberger, L. E. Kidder, G. Lovelace, S. Ossokine, N. W. Taylor, A. Zenginoğlu, L. T. Buchman, T. Chu, E. Foley, M. Giesler, R. Owen, and S. A. Teukolsky, *Phys. Rev. Lett.* **111**, 241104 (2013).
- [60] S. Ossokine, M. Boyle, L. E. Kidder, H. P. Pfeiffer, M. A. Scheel, and B. Szilágyi, *Phys. Rev. D* **92**, 104028 (2015).
- [61] L. Lindblom, B. J. Owen, and D. A. Brown, *Phys. Rev. D* **78**, 124020 (2008).
- [62] I. Hinder *et al.*, *Classical Quantum Gravity* **31**, 025012 (2013).
- [63] B. Aylott *et al.*, *Classical Quantum Gravity* **26**, 165008 (2009).
- [64] B. Aylott *et al.*, *Classical Quantum Gravity* **26**, 114008 (2009).
- [65] P. Ajith *et al.*, *Classical Quantum Gravity* **29**, 124001 (2012); **30**, 199401(E) (2013).
- [66] J. Aasi *et al.* (VIRGO, LIGO Scientific, and NINJA-2 Collaboration), *Classical Quantum Gravity* **31**, 115004 (2014).
- [67] P. Kumar, I. MacDonald, D. A. Brown, H. P. Pfeiffer, K. Cannon, M. Boyle, L. E. Kidder, A. H. Mroué, M. A. Scheel, B. Szilágyi, and A. Zenginoğlu, *Phys. Rev. D* **89**, 042002 (2014).
- [68] P. Ajith, S. Babak, Y. Chen, M. Hewitson, B. Krishnan, J. T. Whelan, B. Brügmann, P. Diener, J. Gonzalez, M. Hannam, S. Husa, M. Koppitz, D. Pollney, L. Rezzolla, L. Santamaría, A. M. Sintes, U. Sperhake, and J. Thornburg, *Classical Quantum Gravity* **24**, S689 (2007).
- [69] L. Santamaría, F. Ohme, P. Ajith, B. Brügmann, N. Dorband, M. Hannam, S. Husa, P. Mösta, D. Pollney, C. Reisswig, E. L. Robinson, J. Seiler, and B. Krishnan, *Phys. Rev. D* **82**, 064016 (2010).
- [70] B. Vaishnav, I. Hinder, F. Herrmann, and D. Shoemaker, *Phys. Rev. D* **76**, 084020 (2007).
- [71] R. O’Shaughnessy, B. Vaishnav, J. Healy, and D. Shoemaker, *Phys. Rev. D* **82**, 104006 (2010).
- [72] J. Healy, P. Laguna, L. Pekowsky, and D. Shoemaker, *Phys. Rev. D* **88**, 024034 (2013).
- [73] J. Calderón Bustillo, S. Husa, A. M. Sintes, and M. Pürrer, *Phys. Rev. D* **93**, 084019 (2016).
- [74] J. Healy, C. O. Lousto, and Y. Zlochower, *Phys. Rev. D* **90**, 104004 (2014).
- [75] C. O. Lousto and Y. Zlochower, *Phys. Rev. D* **87**, 084027 (2013).
- [76] C. O. Lousto and Y. Zlochower, *Phys. Rev. D* **89**, 104052 (2014).
- [77] T. Chu, H. Fong, P. Kumar, H. P. Pfeiffer, M. Boyle, D. A. Hemberger, L. E. Kidder, M. A. Scheel, and B. Szilágyi, *Classical Quantum Gravity* **33**, 165001 (2016).
- [78] K. Jani, J. Healy, J. A. Clark, L. London, P. Laguna, and D. Shoemaker, [arXiv:1605.03204](https://arxiv.org/abs/1605.03204).
- [79] B. Brügmann, J. A. González, M. Hannam, S. Husa, U. Sperhake, and W. Tichy, *Phys. Rev. D* **77**, 024027 (2008).
- [80] S. Husa, J. A. González, M. Hannam, B. Brügmann, and U. Sperhake, *Classical Quantum Gravity* **25**, 105006 (2008).
- [81] C. Pankow, P. Brady, E. Ochsner, and R. O’Shaughnessy, *Phys. Rev. D* **92**, 023002 (2015).
- [82] C.-J. Haster, I. Mandel, and W. M. Farr, *Classical Quantum Gravity* **32**, 235017 (2015).
- [83] R. O’Shaughnessy, B. Farr, E. Ochsner, H.-S. Cho, C. Kim, and C.-H. Lee, *Phys. Rev. D* **89**, 064048 (2014).
- [84] E. Poisson and C. M. Will, *Phys. Rev. D* **52**, 848 (1995).
- [85] P. Ajith and S. Bose, *Phys. Rev. D* **79**, 084032 (2009).
- [86] R. N. Lang and S. A. Hughes, *Phys. Rev. D* **74**, 122001 (2006).
- [87] A. Klein, P. Jetzer, and M. Sereno, *Phys. Rev. D* **80**, 064027 (2009).
- [88] R. N. Lang, S. A. Hughes, and N. J. Cornish, *Phys. Rev. D* **84**, 022002 (2011).
- [89] H. Cho, E. Ochsner, R. O’Shaughnessy, C. Kim, and C. Lee, *Phys. Rev. D* **87**, 024004 (2013).
- [90] R. O’Shaughnessy, B. Farr, E. Ochsner, H.-S. Cho, V. Raymond, C. Kim, and C.-H. Lee, *Phys. Rev. D* **89**, 102005 (2014).
- [91] T. Damour, *Phys. Rev. D* **64**, 124013 (2001).
- [92] É. Racine, *Phys. Rev. D* **78**, 044021 (2008).
- [93] A. Taracchini, Y. Pan, A. Buonanno, E. Barausse, M. Boyle, T. Chu, G. Lovelace, H. P. Pfeiffer, and M. A. Scheel, *Phys. Rev. D* **86**, 024011 (2012).
- [94] J. Aasi *et al.* (LIGO Scientific Collaboration and Virgo Collaboration), *Phys. Rev. D* **88**, 062001 (2013).
- [95] M. Pürrer, M. Hannam, and F. Ohme, *Phys. Rev. D* **93**, 084042 (2016).
- [96] M. Campanelli, C. O. Lousto, and Y. Zlochower, *Phys. Rev. D* **74**, 041501 (2006).
- [97] E. Berti, V. Cardoso, and A. O. Starinets, *Classical Quantum Gravity* **26**, 163001 (2009).
- [98] E. Flanagan and S. A. Hughes, *Phys. Rev. D* **57**, 4535 (1998).
- [99] S. T. McWilliams, B. J. Kelly, and J. G. Baker, *Phys. Rev. D* **82**, 024014 (2010).
- [100] See Supplemental Material at <http://link.aps.org/supplemental/10.1103/PhysRevD.94.064035> for unabridged copies of Tables II, III, and IV.
- [101] D. Gerosa, M. Kesden, R. O’Shaughnessy, A. Klein, E. Berti, U. Sperhake, and D. Trifiro, *Phys. Rev. Lett.* **115**, 141102 (2015).
- [102] K. Belczynski, D. E. Holz, T. Bulik, and R. O’Shaughnessy, *Nature (London)* **534**, 512 (2016).
- [103] LIGO Scientific Collaboration and Virgo Collaboration (to be published).
- [104] L. Rezzolla, E. Barausse, E. N. Dorband, D. Pollney, C. Reisswig, J. Seiler, and S. Husa, *Phys. Rev. D* **78**, 044002 (2008).
- [105] Y. Pan, A. Buonanno, M. Boyle, L. T. Buchman, L. E. Kidder, H. P. Pfeiffer, and M. A. Scheel, *Phys. Rev. D* **84**, 124052 (2011).
- [106] A. Buonanno, L. E. Kidder, and L. Lehner, *Phys. Rev. D* **77**, 026004 (2008).

- [107] L. Boyle, M. Kesden, and S. Nissanke, *Phys. Rev. Lett.* **100**, 151101 (2008).
- [108] C. O. Lousto, M. Campanelli, Y. Zlochower, and H. Nakano, *Classical Quantum Gravity* **27**, 114006 (2010).
- [109] E. Barausse, V. Morozova, and L. Rezzolla, *Astrophys. J.* **758**, 63 (2012).
- [110] H. Nakano, J. Healy, C. O. Lousto, and Y. Zlochower, *Phys. Rev. D* **91**, 104022 (2015).
- [111] Y. Zlochower, J. G. Baker, M. Campanelli, and C. O. Lousto, *Phys. Rev. D* **72**, 024021 (2005).
- [112] P. Marronetti, W. Tichy, B. Bruegmann, J. Gonzalez, and U. Sperhake, *Phys. Rev. D* **77**, 064010 (2008).
- [113] C. O. Lousto and Y. Zlochower, *Phys. Rev. D* **77**, 024034 (2008).
- [114] F. Löffler *et al.*, *Classical Quantum Gravity* **29**, 115001 (2012).
- [115] G. Allen *et al.*, CACTUS code, available at <http://cactuscode.org/>.
- [116] E. Schnetter, S. H. Hawley, and I. Hawke, *Classical Quantum Gravity* **21**, 1465 (2004).
- [117] J. Thornburg, Einstein toolkit documentation for AHFinderDirect, available at <https://einsteintoolkit.org/documentation/ThornDoc/EinsteinAnalysis/AHFinderDirect/documentation.html>.
- [118] O. Dreyer, in *The Ninth Marcel Grossmann Meeting*, edited by V. G. Gurzadyan, R. T. Jantzen, and R. Ruffini (World Scientific, Singapore, 2002), p. 1581.
- [119] M. Campanelli, C. O. Lousto, Y. Zlochower, B. Krishnan, and D. Merritt, *Phys. Rev. D* **75**, 064030 (2007).
- [120] C. O. Lousto and Y. Zlochower, *Phys. Rev. D* **89**, 104052 (2014).
- [121] SXS Collaboration, Spectral Einstein Code (SpEC), described at <http://www.black-holes.org/SpEC.html>.
- [122] H. P. Pfeiffer, L. E. Kidder, M. A. Scheel, and S. A. Teukolsky, *Comput. Phys. Commun.* **152**, 253 (2003).
- [123] G. Lovelace, R. Owen, H. P. Pfeiffer, and T. Chu, *Phys. Rev. D* **78**, 084017 (2008).
- [124] O. Rinne, L. Lindblom, and M. A. Scheel, *Classical Quantum Gravity* **24**, 4053 (2007).
- [125] D. Garfinkle, *Phys. Rev. D* **65**, 044029 (2002).
- [126] F. Pretorius, *Classical Quantum Gravity* **22**, 425 (2005).
- [127] M. A. Scheel, H. P. Pfeiffer, L. Lindblom, L. E. Kidder, O. Rinne, and S. A. Teukolsky, *Phys. Rev. D* **74**, 104006 (2006).
- [128] B. Szilágyi, L. Lindblom, and M. A. Scheel, *Phys. Rev. D* **80**, 124010 (2009).
- [129] L. Lindblom, M. A. Scheel, L. E. Kidder, R. Owen, and O. Rinne, *Classical Quantum Gravity* **23**, S447 (2006).
- [130] M. A. Scheel, M. Boyle, T. Chu, L. E. Kidder, K. D. Matthews, and H. P. Pfeiffer, *Phys. Rev. D* **79**, 024003 (2009).
- [131] D. A. Hemberger, M. A. Scheel, L. E. Kidder, B. Szilágyi, G. Lovelace, N. W. Taylor, and S. A. Teukolsky, *Classical Quantum Gravity* **30**, 115001 (2013).
- [132] L. T. Buchman, H. P. Pfeiffer, M. A. Scheel, and B. Szilágyi, *Phys. Rev. D* **86**, 084033 (2012).
- [133] A. Buonanno, L. E. Kidder, A. H. Mroué, H. P. Pfeiffer, and A. Taracchini, *Phys. Rev. D* **83**, 104034 (2011).
- [134] B. Szilágyi, J. Blackman, A. Buonanno, A. Taracchini, H. P. Pfeiffer, M. A. Scheel, T. Chu, L. E. Kidder, and Y. Pan, *Phys. Rev. Lett.* **115**, 031102 (2015).
- [135] M. A. Scheel, M. Giesler, D. A. Hemberger, G. Lovelace, K. Kuper, M. Boyle, B. Szilágyi, and L. E. Kidder, *Classical Quantum Gravity* **32**, 105009 (2015).
- [136] F. Herrmann, I. Hinder, D. M. Shoemaker, P. Laguna, and R. A. Matzner, *Phys. Rev. D* **76**, 084032 (2007).
- [137] F. Herrmann, I. Hinder, D. Shoemaker, P. Laguna, and R. A. Matzner, *Astrophys. J.* **661**, 430 (2007).
- [138] I. Hinder, B. Vaishnav, F. Herrmann, D. Shoemaker, and P. Laguna, *Phys. Rev. D* **77**, 081502 (2008).
- [139] J. Healy, F. Herrmann, I. Hinder, D. M. Shoemaker, P. Laguna, and R. A. Matzner, *Phys. Rev. Lett.* **102**, 041101 (2009).
- [140] I. Hinder, F. Herrmann, P. Laguna, and D. Shoemaker, *Phys. Rev. D* **82**, 024033 (2010).
- [141] J. Healy, J. Levin, and D. Shoemaker, *Phys. Rev. Lett.* **103**, 131101 (2009).
- [142] J. Healy, P. Laguna, R. A. Matzner, and D. M. Shoemaker, *Phys. Rev. D* **81**, 081501 (2010).
- [143] T. Bode, R. Haas, T. Bogdanovic, P. Laguna, and D. Shoemaker, *Astrophys. J.* **715**, 1117 (2010).
- [144] S. Husa, I. Hinder, and C. Lechner, *Comput. Phys. Commun.* **174**, 983 (2006).
- [145] M. Shibata and T. Nakamura, *Phys. Rev. D* **52**, 5428 (1995).
- [146] T. W. Baumgarte and S. L. Shapiro, *Phys. Rev. D* **59**, 024007 (1999).
- [147] G. B. Cook and J. W. York, Jr., *Phys. Rev. D* **41**, 1077 (1990).
- [148] S. Brandt and B. Bruegmann, *Phys. Rev. Lett.* **78**, 3606 (1997).
- [149] J. M. Bowen and J. W. York, Jr., *Phys. Rev. D* **21**, 2047 (1980).
- [150] M. Ansorg, B. Bruegmann, and W. Tichy, *Phys. Rev. D* **70**, 064011 (2004).

---

B. P. Abbott,<sup>1</sup> R. Abbott,<sup>1</sup> T. D. Abbott,<sup>2</sup> M. R. Abernathy,<sup>3</sup> F. Acernese,<sup>4,5</sup> K. Ackley,<sup>6</sup> C. Adams,<sup>7</sup> T. Adams,<sup>8</sup> P. Addesso,<sup>9</sup> R. X. Adhikari,<sup>1</sup> V. B. Adya,<sup>10</sup> C. Affeldt,<sup>10</sup> M. Agathos,<sup>11</sup> K. Agatsuma,<sup>11</sup> N. Aggarwal,<sup>12</sup> O. D. Aguiar,<sup>13</sup> L. Aiello,<sup>14,15</sup> A. Ain,<sup>16</sup> P. Ajith,<sup>17</sup> B. Allen,<sup>10,18,19</sup> A. Allocca,<sup>20,21</sup> P. A. Altin,<sup>22</sup> S. B. Anderson,<sup>1</sup> W. G. Anderson,<sup>18</sup> K. Arai,<sup>1</sup> M. C. Araya,<sup>1</sup> C. C. Arceneaux,<sup>23</sup> J. S. Areeda,<sup>24</sup> N. Arnaud,<sup>25</sup> K. G. Arun,<sup>26</sup> S. Ascenzi,<sup>27,15</sup> G. Ashton,<sup>28</sup> M. Ast,<sup>29</sup> S. M. Aston,<sup>7</sup> P. Astone,<sup>30</sup> P. Aufmuth,<sup>19</sup> C. Aulbert,<sup>10</sup> S. Babak,<sup>31</sup> P. Bacon,<sup>32</sup> M. K. M. Bader,<sup>11</sup> P. T. Baker,<sup>33</sup> F. Baldaccini,<sup>34,35</sup> G. Ballardín,<sup>36</sup> S. W. Ballmer,<sup>37</sup> J. C. Barayoga,<sup>1</sup> S. E. Barclay,<sup>38</sup> B. C. Barish,<sup>1</sup> D. Barker,<sup>39</sup> F. Barone,<sup>4,5</sup> B. Barr,<sup>38</sup> L. Barsotti,<sup>12</sup> M. Barsuglia,<sup>32</sup> D. Barta,<sup>40</sup> J. Bartlett,<sup>39</sup> I. Bartos,<sup>41</sup> R. Bassiri,<sup>42</sup> A. Basti,<sup>20,21</sup> J. C. Batch,<sup>39</sup>

C. Baune,<sup>10</sup> V. Bavigadda,<sup>36</sup> M. Bazzan,<sup>43,44</sup> M. Beijger,<sup>45</sup> A. S. Bell,<sup>38</sup> B. K. Berger,<sup>1</sup> G. Bergmann,<sup>10</sup> C. P. L. Berry,<sup>46</sup> D. Bersanetti,<sup>47,48</sup> A. Bertolini,<sup>11</sup> J. Betzwieser,<sup>7</sup> S. Bhagwat,<sup>37</sup> R. Bhandare,<sup>49</sup> I. A. Bilenko,<sup>50</sup> G. Billingsley,<sup>1</sup> J. Birch,<sup>7</sup> R. Birney,<sup>51</sup> S. Biscans,<sup>12</sup> A. Bisht,<sup>10,19</sup> M. Bitossi,<sup>36</sup> C. Biwer,<sup>37</sup> M. A. Bizouard,<sup>25</sup> J. K. Blackburn,<sup>1</sup> C. D. Blair,<sup>52</sup> D. G. Blair,<sup>52</sup> R. M. Blair,<sup>39</sup> S. Bloemen,<sup>53</sup> O. Bock,<sup>10</sup> M. Boer,<sup>54</sup> G. Bogaert,<sup>54</sup> C. Bogan,<sup>10</sup> A. Bohe,<sup>31</sup> C. Bond,<sup>46</sup> F. Bondu,<sup>55</sup> R. Bonnand,<sup>8</sup> B. A. Boom,<sup>11</sup> R. Bork,<sup>1</sup> V. Boschi,<sup>20,21</sup> S. Bose,<sup>56,16</sup> Y. Bouffanais,<sup>32</sup> A. Bozzi,<sup>36</sup> C. Bradaschia,<sup>21</sup> P. R. Brady,<sup>18</sup> V. B. Braginsky,<sup>50,†</sup> M. Branchesi,<sup>57,58</sup> J. E. Brau,<sup>59</sup> T. Briant,<sup>60</sup> A. Brillet,<sup>54</sup> M. Brinkmann,<sup>10</sup> V. Brisson,<sup>25</sup> P. Brockill,<sup>18</sup> J. E. Broida,<sup>61</sup> A. F. Brooks,<sup>1</sup> D. A. Brown,<sup>37</sup> D. D. Brown,<sup>46</sup> N. M. Brown,<sup>12</sup> S. Brunett,<sup>1</sup> C. C. Buchanan,<sup>2</sup> A. Buikema,<sup>12</sup> T. Bulik,<sup>62</sup> H. J. Bulten,<sup>63,11</sup> A. Buonanno,<sup>31,64</sup> D. Buskulic,<sup>8</sup> C. Buy,<sup>32</sup> R. L. Byer,<sup>42</sup> M. Cabero,<sup>10</sup> L. Cadonati,<sup>65</sup> G. Cagnoli,<sup>66,67</sup> C. Cahillane,<sup>1</sup> J. Calderón Bustillo,<sup>65</sup> T. Callister,<sup>1</sup> E. Calloni,<sup>68,5</sup> J. B. Camp,<sup>69</sup> K. C. Cannon,<sup>70</sup> J. Cao,<sup>71</sup> C. D. Capano,<sup>10</sup> E. Capocasa,<sup>32</sup> F. Carbognani,<sup>36</sup> S. Caride,<sup>72</sup> J. Casanueva Diaz,<sup>25</sup> C. Casentini,<sup>27,15</sup> S. Caudill,<sup>18</sup> M. Cavaglia,<sup>23</sup> F. Cavalier,<sup>25</sup> R. Cavalieri,<sup>36</sup> G. Cella,<sup>21</sup> C. B. Cepeda,<sup>1</sup> L. Cerboni Baiardi,<sup>57,58</sup> G. Cerretani,<sup>20,21</sup> E. Cesarini,<sup>27,15</sup> S. J. Chamberlin,<sup>73</sup> M. Chan,<sup>38</sup> S. Chao,<sup>74</sup> P. Charlton,<sup>75</sup> E. Chassande-Mottin,<sup>32</sup> B. D. Cheeseboro,<sup>76</sup> H. Y. Chen,<sup>77</sup> Y. Chen,<sup>78</sup> C. Cheng,<sup>74</sup> A. Chincarini,<sup>48</sup> A. Chiummo,<sup>36</sup> H. S. Cho,<sup>79</sup> M. Cho,<sup>64</sup> J. H. Chow,<sup>22</sup> N. Christensen,<sup>61</sup> Q. Chu,<sup>52</sup> S. Chua,<sup>60</sup> S. Chung,<sup>52</sup> G. Ciani,<sup>6</sup> F. Clara,<sup>39</sup> J. A. Clark,<sup>65</sup> F. Cleva,<sup>54</sup> E. Coccia,<sup>27,14</sup> P.-F. Cohadon,<sup>60</sup> A. Colla,<sup>80,30</sup> C. G. Collette,<sup>81</sup> L. Cominsky,<sup>82</sup> M. Constancio Jr.,<sup>13</sup> A. Conte,<sup>80,30</sup> L. Conti,<sup>44</sup> D. Cook,<sup>39</sup> T. R. Corbitt,<sup>2</sup> N. Cornish,<sup>33</sup> A. Corsi,<sup>72</sup> S. Cortese,<sup>36</sup> C. A. Costa,<sup>13</sup> M. W. Coughlin,<sup>61</sup> S. B. Coughlin,<sup>83</sup> J.-P. Coulon,<sup>54</sup> S. T. Countryman,<sup>41</sup> P. Couvares,<sup>1</sup> E. E. Cowan,<sup>65</sup> D. M. Coward,<sup>52</sup> M. J. Cowart,<sup>7</sup> D. C. Coyne,<sup>1</sup> R. Coyne,<sup>72</sup> K. Craig,<sup>38</sup> J. D. E. Creighton,<sup>18</sup> J. Cripe,<sup>2</sup> S. G. Crowder,<sup>84</sup> A. Cumming,<sup>38</sup> L. Cunningham,<sup>38</sup> E. Cuoco,<sup>36</sup> T. Dal Canton,<sup>10</sup> S. L. Danilishin,<sup>38</sup> S. D'Antonio,<sup>15</sup> K. Danzmann,<sup>19,10</sup> N. S. Darman,<sup>85</sup> A. Dasgupta,<sup>86</sup> C. F. Da Silva Costa,<sup>6</sup> V. Dattilo,<sup>36</sup> I. Dave,<sup>49</sup> M. Davier,<sup>25</sup> G. S. Davies,<sup>38</sup> E. J. Daw,<sup>87</sup> R. Day,<sup>36</sup> S. De,<sup>37</sup> D. DeBra,<sup>42</sup> G. Debreczeni,<sup>40</sup> J. Degallaix,<sup>66</sup> M. De Laurentis,<sup>68,5</sup> S. Deléglise,<sup>60</sup> W. Del Pozzo,<sup>46</sup> T. Denker,<sup>10</sup> T. Dent,<sup>10</sup> V. Dergachev,<sup>1</sup> R. De Rosa,<sup>68,5</sup> R. T. DeRosa,<sup>7</sup> R. DeSalvo,<sup>9</sup> R. C. Devine,<sup>76</sup> S. Dhurandhar,<sup>16</sup> M. C. Díaz,<sup>88</sup> L. Di Fiore,<sup>5</sup> M. Di Giovanni,<sup>89,90</sup> T. Di Girolamo,<sup>68,5</sup> A. Di Lieto,<sup>20,21</sup> S. Di Pace,<sup>80,30</sup> I. Di Palma,<sup>31,80,30</sup> A. Di Virgilio,<sup>21</sup> V. Dolique,<sup>66</sup> F. Donovan,<sup>12</sup> K. L. Dooley,<sup>23</sup> S. Doravari,<sup>10</sup> R. Douglas,<sup>38</sup> T. P. Downes,<sup>18</sup> M. Drago,<sup>10</sup> R. W. P. Drever,<sup>1</sup> J. C. Driggers,<sup>39</sup> M. Ducrot,<sup>8</sup> S. E. Dwyer,<sup>39</sup> T. B. Edo,<sup>87</sup> M. C. Edwards,<sup>61</sup> A. Effler,<sup>7</sup> H.-B. Eggenstein,<sup>10</sup> P. Ehrens,<sup>1</sup> J. Eichholz,<sup>6,1</sup> S. S. Eikenberry,<sup>6</sup> W. Engels,<sup>78</sup> R. C. Essick,<sup>12</sup> T. Etzel,<sup>1</sup> M. Evans,<sup>12</sup> T. M. Evans,<sup>7</sup> R. Everett,<sup>73</sup> M. Factourovich,<sup>41</sup> V. Fafone,<sup>27,15</sup> H. Fair,<sup>37</sup> X. Fan,<sup>71</sup> Q. Fang,<sup>52</sup> S. Farinon,<sup>48</sup> B. Farr,<sup>77</sup> W. M. Farr,<sup>46</sup> M. Favata,<sup>91</sup> M. Fays,<sup>92</sup> H. Fehrmann,<sup>10</sup> M. M. Fejer,<sup>42</sup> E. Fenyvesi,<sup>93</sup> I. Ferrante,<sup>20,21</sup> E. C. Ferreira,<sup>13</sup> F. Ferrini,<sup>36</sup> F. Fidecaro,<sup>20,21</sup> I. Fiori,<sup>36</sup> D. Fiorucci,<sup>32</sup> R. P. Fisher,<sup>37</sup> R. Flaminio,<sup>66,94</sup> M. Fletcher,<sup>38</sup> J.-D. Fournier,<sup>54</sup> S. Frasca,<sup>80,30</sup> F. Frasconi,<sup>21</sup> Z. Frei,<sup>93</sup> A. Freise,<sup>46</sup> R. Frey,<sup>59</sup> V. Frey,<sup>25</sup> P. Fritschel,<sup>12</sup> V. V. Frolov,<sup>7</sup> P. Fulda,<sup>6</sup> M. Fyffe,<sup>7</sup> H. A. G. Gabbard,<sup>23</sup> J. R. Gair,<sup>95</sup> L. Gammaitoni,<sup>34</sup> S. G. Gaonkar,<sup>16</sup> F. Garufi,<sup>68,5</sup> G. Gaur,<sup>96,86</sup> N. Gehrels,<sup>69</sup> G. Gemme,<sup>48</sup> P. Geng,<sup>88</sup> E. Genin,<sup>36</sup> A. Gennai,<sup>21</sup> J. George,<sup>49</sup> L. Gergely,<sup>97</sup> V. Germain,<sup>8</sup> Abhirup Ghosh,<sup>17</sup> Archisman Ghosh,<sup>17</sup> S. Ghosh,<sup>53,11</sup> J. A. Giaime,<sup>2,7</sup> K. D. Giardino,<sup>7</sup> A. Giazotto,<sup>21</sup> K. Gill,<sup>98</sup> A. Glaefke,<sup>38</sup> E. Goetz,<sup>39</sup> R. Goetz,<sup>6</sup> L. Gondan,<sup>93</sup> G. González,<sup>2</sup> J. M. Gonzalez Castro,<sup>20,21</sup> A. Gopakumar,<sup>99</sup> N. A. Gordon,<sup>38</sup> M. L. Gorodetsky,<sup>50</sup> S. E. Gossan,<sup>1</sup> M. Gosselin,<sup>36</sup> R. Gouaty,<sup>8</sup> A. Grado,<sup>100,5</sup> C. Graef,<sup>38</sup> P. B. Graff,<sup>64</sup> M. Granata,<sup>66</sup> A. Grant,<sup>38</sup> S. Gras,<sup>12</sup> C. Gray,<sup>39</sup> G. Greco,<sup>57,58</sup> A. C. Green,<sup>46</sup> P. Groot,<sup>53</sup> H. Grote,<sup>10</sup> S. Grunewald,<sup>31</sup> G. M. Guidi,<sup>57,58</sup> X. Guo,<sup>71</sup> A. Gupta,<sup>16</sup> M. K. Gupta,<sup>86</sup> K. E. Gushwa,<sup>1</sup> E. K. Gustafson,<sup>1</sup> R. Gustafson,<sup>101</sup> J. J. Hacker,<sup>24</sup> B. R. Hall,<sup>56</sup> E. D. Hall,<sup>1</sup> G. Hammond,<sup>38</sup> M. Haney,<sup>99</sup> M. M. Hanke,<sup>10</sup> J. Hanks,<sup>39</sup> C. Hanna,<sup>73</sup> J. Hanson,<sup>7</sup> T. Hardwick,<sup>2</sup> J. Harms,<sup>57,58</sup> G. M. Harry,<sup>3</sup> I. W. Harry,<sup>31</sup> M. J. Hart,<sup>38</sup> M. T. Hartman,<sup>6</sup> C.-J. Haster,<sup>46</sup> K. Haughian,<sup>38</sup> A. Heidmann,<sup>60</sup> M. C. Heintze,<sup>7</sup> H. Heitmann,<sup>54</sup> P. Hello,<sup>25</sup> G. Hemming,<sup>36</sup> M. Hendry,<sup>38</sup> I. S. Heng,<sup>38</sup> J. Hennig,<sup>38</sup> J. Henry,<sup>102</sup> A. W. Heptonstall,<sup>1</sup> M. Heurs,<sup>10,19</sup> S. Hild,<sup>38</sup> D. Hoak,<sup>36</sup> D. Hofman,<sup>66</sup> K. Holt,<sup>7</sup> D. E. Holz,<sup>77</sup> P. Hopkins,<sup>92</sup> J. Hough,<sup>38</sup> E. A. Houston,<sup>38</sup> E. J. Howell,<sup>52</sup> Y. M. Hu,<sup>10</sup> S. Huang,<sup>74</sup> E. A. Huerta,<sup>103</sup> D. Huet,<sup>25</sup> B. Hughey,<sup>98</sup> S. H. Huttner,<sup>38</sup> T. Huynh-Dinh,<sup>7</sup> N. Indik,<sup>10</sup> D. R. Ingram,<sup>39</sup> R. Inta,<sup>72</sup> H. N. Isa,<sup>38</sup> J.-M. Isac,<sup>60</sup> M. Isi,<sup>1</sup> T. Isogai,<sup>12</sup> B. R. Iyer,<sup>17</sup> K. Izumi,<sup>39</sup> T. Jacqmin,<sup>60</sup> H. Jang,<sup>79</sup> K. Jani,<sup>65</sup> P. Jaranowski,<sup>104</sup> S. Jawahar,<sup>105</sup> L. Jian,<sup>52</sup> F. Jiménez-Forteza,<sup>106</sup> W. W. Johnson,<sup>2</sup> D. I. Jones,<sup>28</sup> R. Jones,<sup>38</sup> R. J. G. Jonker,<sup>11</sup> L. Ju,<sup>52</sup> Haris K.,<sup>107</sup> C. V. Kalaghatgi,<sup>92</sup> V. Kalogera,<sup>83</sup> S. Kandhasamy,<sup>23</sup> G. Kang,<sup>79</sup> J. B. Kanner,<sup>1</sup> S. J. Kapadia,<sup>10</sup> S. Karki,<sup>59</sup> K. S. Karvinen,<sup>10</sup> M. Kasprzack,<sup>36,2</sup> E. Katsavounidis,<sup>12</sup> W. Katzman,<sup>7</sup> S. Kaufer,<sup>19</sup> T. Kaur,<sup>52</sup> K. Kawabe,<sup>39</sup> F. Kéfélian,<sup>54</sup> M. S. Kehl,<sup>108</sup> D. Keitel,<sup>106</sup> D. B. Kelley,<sup>37</sup> W. Kells,<sup>1</sup> R. Kennedy,<sup>87</sup> J. S. Key,<sup>88</sup> F. Y. Khalili,<sup>50</sup> I. Khan,<sup>14</sup> Z. Khan,<sup>86</sup> E. A. Khazanov,<sup>109</sup> N. Kijbunchoo,<sup>39</sup> Chi-Woong Kim,<sup>79</sup> Chunglee Kim,<sup>79</sup> J. Kim,<sup>110</sup> K. Kim,<sup>111</sup> N. Kim,<sup>42</sup> W. Kim,<sup>112</sup> Y.-M. Kim,<sup>110</sup> S. J. Kimbrell,<sup>65</sup> E. J. King,<sup>112</sup> P. J. King,<sup>39</sup> J. S. Kissel,<sup>39</sup> B. Klein,<sup>83</sup> L. Kleybolte,<sup>29</sup> S. Klimentko,<sup>6</sup> S. M. Koehlenbeck,<sup>10</sup>

S. Koley,<sup>11</sup> V. Kondrashov,<sup>1</sup> A. Kontos,<sup>12</sup> M. Korobko,<sup>29</sup> W. Z. Korth,<sup>1</sup> I. Kowalska,<sup>62</sup> D. B. Kozak,<sup>1</sup> V. Kringel,<sup>10</sup> A. Królak,<sup>113,114</sup> C. Krueger,<sup>19</sup> G. Kuehn,<sup>10</sup> P. Kumar,<sup>108</sup> R. Kumar,<sup>86</sup> L. Kuo,<sup>74</sup> A. Kutynia,<sup>113</sup> B. D. Lackey,<sup>37</sup> M. Landry,<sup>39</sup> J. Lange,<sup>102</sup> B. Lantz,<sup>42</sup> P. D. Lasky,<sup>115</sup> M. Laxen,<sup>7</sup> A. Lazzarini,<sup>1</sup> C. Lazzaro,<sup>44</sup> P. Leaci,<sup>80,30</sup> S. Leavey,<sup>38</sup> E. O. Lebigot,<sup>32,71</sup> C. H. Lee,<sup>110</sup> H. K. Lee,<sup>111</sup> H. M. Lee,<sup>116</sup> K. Lee,<sup>38</sup> A. Lenon,<sup>37</sup> M. Leonardi,<sup>89,90</sup> J. R. Leong,<sup>10</sup> N. Leroy,<sup>25</sup> N. Letendre,<sup>8</sup> Y. Levin,<sup>115</sup> J. B. Lewis,<sup>1</sup> T. G. F. Li,<sup>117</sup> A. Libson,<sup>12</sup> T. B. Littenberg,<sup>118</sup> N. A. Lockerbie,<sup>105</sup> A. L. Lombardi,<sup>119</sup> J. E. Lord,<sup>37</sup> M. Lorenzini,<sup>14,15</sup> V. Lorette,<sup>120</sup> M. Lormand,<sup>7</sup> G. Losurdo,<sup>58</sup> J. D. Lough,<sup>10,19</sup> H. Lück,<sup>19,10</sup> A. P. Lundgren,<sup>10</sup> R. Lynch,<sup>12</sup> Y. Ma,<sup>52</sup> B. Machenschalk,<sup>10</sup> M. MacInnis,<sup>12</sup> D. M. Macleod,<sup>2</sup> F. Magaña-Sandoval,<sup>37</sup> L. Magaña Zertuche,<sup>37</sup> R. M. Magee,<sup>56</sup> E. Majorana,<sup>30</sup> I. Maksimovic,<sup>120</sup> V. Malvezzi,<sup>27,15</sup> N. Man,<sup>54</sup> V. Mandic,<sup>84</sup> V. Mangano,<sup>38</sup> G. L. Mansell,<sup>22</sup> M. Manske,<sup>18</sup> M. Mantovani,<sup>36</sup> F. Marchesoni,<sup>121,35</sup> F. Marion,<sup>8</sup> S. Márka,<sup>41</sup> Z. Márka,<sup>41</sup> A. S. Markosyan,<sup>42</sup> E. Maros,<sup>1</sup> F. Martelli,<sup>57,58</sup> L. Martellini,<sup>54</sup> I. W. Martin,<sup>38</sup> D. V. Martynov,<sup>12</sup> J. N. Marx,<sup>1</sup> K. Mason,<sup>12</sup> A. Masserot,<sup>8</sup> T. J. Massinger,<sup>37</sup> M. Masso-Reid,<sup>38</sup> S. Mastrogiovanni,<sup>80,30</sup> F. Matichard,<sup>12</sup> L. Matone,<sup>41</sup> N. Mavalvala,<sup>12</sup> N. Mazumder,<sup>56</sup> R. McCarthy,<sup>39</sup> D. E. McClelland,<sup>22</sup> S. McCormick,<sup>7</sup> S. C. McGuire,<sup>122</sup> G. McIntyre,<sup>1</sup> J. McIver,<sup>1</sup> D. J. McManus,<sup>22</sup> T. McRae,<sup>22</sup> S. T. McWilliams,<sup>76</sup> D. Meacher,<sup>73</sup> G. D. Meadors,<sup>31,10</sup> J. Meidam,<sup>11</sup> A. Melatos,<sup>85</sup> G. Mendell,<sup>39</sup> R. A. Mercer,<sup>18</sup> E. L. Merilh,<sup>39</sup> M. Merzougui,<sup>54</sup> S. Meshkov,<sup>1</sup> C. Messenger,<sup>38</sup> C. Messick,<sup>73</sup> R. Metzdrorff,<sup>60</sup> P. M. Meyers,<sup>84</sup> F. Mezzani,<sup>30,80</sup> H. Miao,<sup>46</sup> C. Michel,<sup>66</sup> H. Middleton,<sup>46</sup> E. E. Mikhailov,<sup>123</sup> L. Milano,<sup>68,5</sup> A. L. Miller,<sup>6,80,30</sup> A. Miller,<sup>83</sup> B. B. Miller,<sup>83</sup> J. Miller,<sup>12</sup> M. Millhouse,<sup>33</sup> Y. Minenkov,<sup>15</sup> J. Ming,<sup>31</sup> S. Mirshekari,<sup>124</sup> C. Mishra,<sup>17</sup> S. Mitra,<sup>16</sup> V. P. Mitrofanov,<sup>50</sup> G. Mitselmakher,<sup>6</sup> R. Mittleman,<sup>12</sup> A. Moggi,<sup>21</sup> M. Mohan,<sup>36</sup> S. R. P. Mohapatra,<sup>12</sup> M. Montani,<sup>57,58</sup> B. C. Moore,<sup>91</sup> C. J. Moore,<sup>125</sup> D. Moraru,<sup>39</sup> G. Moreno,<sup>39</sup> S. R. Morris,<sup>88</sup> K. Mossavi,<sup>10</sup> B. Mours,<sup>8</sup> C. M. Mow-Lowry,<sup>46</sup> G. Mueller,<sup>6</sup> A. W. Muir,<sup>92</sup> Arunava Mukherjee,<sup>17</sup> D. Mukherjee,<sup>18</sup> S. Mukherjee,<sup>88</sup> N. Mukund,<sup>16</sup> A. Mullavey,<sup>7</sup> J. Munch,<sup>112</sup> D. J. Murphy,<sup>41</sup> P. G. Murray,<sup>38</sup> A. Mytidis,<sup>6</sup> I. Nardecchia,<sup>27,15</sup> L. Naticchioni,<sup>80,30</sup> R. K. Nayak,<sup>126</sup> K. Nedkova,<sup>119</sup> G. Nelemans,<sup>53,11</sup> T. J. N. Nelson,<sup>7</sup> M. Neri,<sup>47,48</sup> A. Neunzert,<sup>101</sup> G. Newton,<sup>38</sup> T. T. Nguyen,<sup>22</sup> A. B. Nielsen,<sup>10</sup> S. Nissanke,<sup>53,11</sup> A. Nitz,<sup>10</sup> F. Nocera,<sup>36</sup> D. Nolting,<sup>7</sup> M. E. N. Normandin,<sup>88</sup> L. K. Nuttall,<sup>37</sup> J. Oberling,<sup>39</sup> E. Ochsner,<sup>18</sup> J. O'Dell,<sup>127</sup> E. Oelker,<sup>12</sup> G. H. Ogin,<sup>128</sup> J. J. Oh,<sup>129</sup> S. H. Oh,<sup>129</sup> F. Ohme,<sup>92</sup> M. Oliver,<sup>106</sup> P. Oppermann,<sup>10</sup> Richard J. Oram,<sup>7</sup> B. O'Reilly,<sup>7</sup> R. O'Shaughnessy,<sup>102</sup> D. J. Ottaway,<sup>112</sup> H. Overmier,<sup>7</sup> B. J. Owen,<sup>72</sup> A. Pai,<sup>107</sup> S. A. Pai,<sup>49</sup> J. R. Palamos,<sup>59</sup> O. Palashov,<sup>109</sup> C. Palomba,<sup>30</sup> A. Pal-Singh,<sup>29</sup> H. Pan,<sup>74</sup> C. Pankow,<sup>83</sup> B. C. Pant,<sup>49</sup> F. Paoletti,<sup>36,21</sup> A. Paoli,<sup>36</sup> M. A. Papa,<sup>31,18,10</sup> H. R. Paris,<sup>42</sup> W. Parker,<sup>7</sup> D. Pascucci,<sup>38</sup> A. Pasqualetti,<sup>36</sup> R. Passaquieti,<sup>20,21</sup> D. Passuello,<sup>21</sup> B. Patricelli,<sup>20,21</sup> Z. Patrick,<sup>42</sup> B. L. Pearlstone,<sup>38</sup> M. Pedraza,<sup>1</sup> R. Pedurand,<sup>66,130</sup> L. Pekowsky,<sup>37</sup> A. Pele,<sup>7</sup> S. Penn,<sup>131</sup> A. Perreca,<sup>1</sup> L. M. Perri,<sup>83</sup> M. Phelps,<sup>38</sup> O. J. Piccinni,<sup>80,30</sup> M. Pichot,<sup>54</sup> F. Piergiovanni,<sup>57,58</sup> V. Pierro,<sup>9</sup> G. Pillant,<sup>36</sup> L. Pinard,<sup>66</sup> I. M. Pinto,<sup>9</sup> M. Pitkin,<sup>38</sup> M. Poe,<sup>18</sup> R. Poggiani,<sup>20,21</sup> P. Popolizio,<sup>36</sup> A. Post,<sup>10</sup> J. Powell,<sup>38</sup> J. Prasad,<sup>16</sup> V. Predoi,<sup>92</sup> T. Prestegard,<sup>84</sup> L. R. Price,<sup>1</sup> M. Prijatelj,<sup>10,36</sup> M. Principe,<sup>9</sup> S. Privitera,<sup>31</sup> G. A. Prodi,<sup>89,90</sup> L. Prokhorov,<sup>50</sup> O. Puncken,<sup>10</sup> M. Punturo,<sup>35</sup> P. Puppó,<sup>30</sup> M. Pürrer,<sup>31</sup> H. Qi,<sup>18</sup> J. Qin,<sup>52</sup> S. Qiu,<sup>115</sup> V. Quetschke,<sup>88</sup> E. A. Quintero,<sup>1</sup> R. Quitzow-James,<sup>59</sup> F. J. Raab,<sup>39</sup> D. S. Rabeling,<sup>22</sup> H. Radkins,<sup>39</sup> P. Raffai,<sup>93</sup> S. Raja,<sup>49</sup> C. Rajan,<sup>49</sup> M. Rakhmanov,<sup>88</sup> P. Rapagnani,<sup>80,30</sup> V. Raymond,<sup>31</sup> M. Razzano,<sup>20,21</sup> V. Re,<sup>27</sup> J. Read,<sup>24</sup> C. M. Reed,<sup>39</sup> T. Regimbau,<sup>54</sup> L. Rei,<sup>48</sup> S. Reid,<sup>51</sup> D. H. Reitze,<sup>1,6</sup> H. Rew,<sup>123</sup> S. D. Reyes,<sup>37</sup> F. Ricci,<sup>80,30</sup> K. Riles,<sup>101</sup> M. Rizzo,<sup>102</sup> N. A. Robertson,<sup>1,38</sup> R. Robie,<sup>38</sup> F. Robinet,<sup>25</sup> A. Rocchi,<sup>15</sup> L. Rolland,<sup>8</sup> J. G. Rollins,<sup>1</sup> V. J. Roma,<sup>59</sup> J. D. Romano,<sup>88</sup> R. Romano,<sup>4,5</sup> G. Romanov,<sup>123</sup> J. H. Romie,<sup>7</sup> D. Rosińska,<sup>132,45</sup> S. Rowan,<sup>38</sup> A. Rüdiger,<sup>10</sup> P. Ruggi,<sup>36</sup> K. Ryan,<sup>39</sup> S. Sachdev,<sup>1</sup> T. Sadecki,<sup>39</sup> L. Sadeghian,<sup>18</sup> M. Sakellariadou,<sup>133</sup> L. Salconi,<sup>36</sup> M. Saleem,<sup>107</sup> F. Salemi,<sup>10</sup> A. Samajdar,<sup>126</sup> L. Sammut,<sup>115</sup> E. J. Sanchez,<sup>1</sup> V. Sandberg,<sup>39</sup> B. Sandeen,<sup>83</sup> J. R. Sanders,<sup>37</sup> B. Sassolas,<sup>66</sup> P. R. Saulson,<sup>37</sup> O. E. S. Sauter,<sup>101</sup> R. L. Savage,<sup>39</sup> A. Sawadsky,<sup>19</sup> P. Schale,<sup>59</sup> R. Schilling,<sup>10,†</sup> J. Schmidt,<sup>10</sup> P. Schmidt,<sup>1,78</sup> R. Schnabel,<sup>29</sup> R. M. S. Schofield,<sup>59</sup> A. Schönbeck,<sup>29</sup> E. Schreiber,<sup>10</sup> D. Schuette,<sup>10,19</sup> B. F. Schutz,<sup>92,31</sup> J. Scott,<sup>38</sup> S. M. Scott,<sup>22</sup> D. Sellers,<sup>7</sup> A. S. Sengupta,<sup>96</sup> D. Sentenac,<sup>36</sup> V. Sequino,<sup>27,15</sup> A. Sergeev,<sup>109</sup> Y. Setyawati,<sup>53,11</sup> D. A. Shaddock,<sup>22</sup> T. Shaffer,<sup>39</sup> M. S. Shariar,<sup>83</sup> M. Shaltev,<sup>10</sup> B. Shapiro,<sup>42</sup> P. Shawhan,<sup>64</sup> A. Sheperd,<sup>18</sup> D. H. Shoemaker,<sup>12</sup> K. Siellez,<sup>65</sup> X. Siemens,<sup>18</sup> M. Sieniawska,<sup>45</sup> D. Sigg,<sup>39</sup> A. D. Silva,<sup>13</sup> A. Singer,<sup>1</sup> L. P. Singer,<sup>69</sup> A. Singh,<sup>31,10,19</sup> R. Singh,<sup>2</sup> A. Singhal,<sup>14</sup> A. M. Sintes,<sup>106</sup> B. J. J. Slagmolen,<sup>22</sup> J. R. Smith,<sup>24</sup> N. D. Smith,<sup>1</sup> R. J. E. Smith,<sup>1</sup> E. J. Son,<sup>129</sup> B. Sorazu,<sup>38</sup> F. Sorrentino,<sup>48</sup> T. Souradeep,<sup>16</sup> A. K. Srivastava,<sup>86</sup> A. Staley,<sup>41</sup> M. Steinke,<sup>10</sup> J. Steinlechner,<sup>38</sup> S. Steinlechner,<sup>38</sup> D. Steinmeyer,<sup>10,19</sup> B. C. Stephens,<sup>18</sup> R. Stone,<sup>88</sup> K. A. Strain,<sup>38</sup> N. Straniero,<sup>66</sup> G. Stratta,<sup>57,58</sup> N. A. Strauss,<sup>61</sup> S. Strigin,<sup>50</sup> R. Sturani,<sup>124</sup> A. L. Stuver,<sup>7</sup> T. Z. Summerscales,<sup>134</sup> L. Sun,<sup>85</sup> S. Sunil,<sup>86</sup> P. J. Sutton,<sup>92</sup> B. L. Swinkels,<sup>36</sup> M. J. Szczepańczyk,<sup>98</sup> M. Tacca,<sup>32</sup> D. Talukder,<sup>59</sup> D. B. Tanner,<sup>6</sup> M. Tápai,<sup>97</sup> S. P. Tarabrin,<sup>10</sup> A. Taracchini,<sup>31</sup> R. Taylor,<sup>1</sup> T. Theeg,<sup>10</sup> M. P. Thirugnanasambandam,<sup>1</sup> E. G. Thomas,<sup>46</sup> M. Thomas,<sup>7</sup> P. Thomas,<sup>39</sup> K. A. Thorne,<sup>7</sup> K. S. Thorne,<sup>78</sup> E. Thrane,<sup>14,90</sup> V. Tiwari,<sup>92</sup> K. V. Tokmakov,<sup>105</sup> K. Toland,<sup>38</sup> C. Tomlinson,<sup>87</sup>

M. Tonelli,<sup>20,21</sup> Z. Tornasi,<sup>38</sup> C. V. Torres,<sup>88,†</sup> C. I. Torrie,<sup>1</sup> D. Töyrä,<sup>46</sup> F. Travasso,<sup>34,35</sup> G. Traylor,<sup>7</sup> D. Trifirò,<sup>23</sup> M. C. Tringali,<sup>89,90</sup> L. Trozzo,<sup>135,21</sup> M. Tse,<sup>12</sup> M. Turconi,<sup>54</sup> D. Tuyenbayev,<sup>88</sup> D. Ugolini,<sup>136</sup> C. S. Unnikrishnan,<sup>99</sup> A. L. Urban,<sup>18</sup> S. A. Usman,<sup>37</sup> H. Vahlbruch,<sup>19</sup> G. Vajente,<sup>1</sup> G. Valdes,<sup>88</sup> N. van Bakel,<sup>11</sup> M. van Beuzekom,<sup>11</sup> J. F. J. van den Brand,<sup>63,11</sup> C. Van Den Broeck,<sup>11</sup> D. C. Vander-Hyde,<sup>37</sup> L. van der Schaaf,<sup>11</sup> J. V. van Heijningen,<sup>11</sup> A. A. van Veggel,<sup>38</sup> M. Vardaro,<sup>43,44</sup> S. Vass,<sup>1</sup> M. Vasúth,<sup>40</sup> R. Vaulin,<sup>12</sup> A. Vecchio,<sup>46</sup> G. Vedovato,<sup>44</sup> J. Veitch,<sup>46</sup> P. J. Veitch,<sup>112</sup> K. Venkateswara,<sup>137</sup> D. Verkindt,<sup>8</sup> F. Vetrano,<sup>57,58</sup> A. Viceré,<sup>57,58</sup> S. Vinciguerra,<sup>46</sup> D. J. Vine,<sup>51</sup> J.-Y. Vinet,<sup>54</sup> S. Vitale,<sup>12</sup> T. Vo,<sup>37</sup> H. Vocca,<sup>34,35</sup> C. Vorvick,<sup>39</sup> D. V. Voss,<sup>6</sup> W. D. Vousden,<sup>46</sup> S. P. Vyatchanin,<sup>50</sup> A. R. Wade,<sup>22</sup> L. E. Wade,<sup>138</sup> M. Wade,<sup>138</sup> M. Walker,<sup>2</sup> L. Wallace,<sup>1</sup> S. Walsh,<sup>31,10</sup> G. Wang,<sup>14,58</sup> H. Wang,<sup>46</sup> M. Wang,<sup>46</sup> X. Wang,<sup>71</sup> Y. Wang,<sup>52</sup> R. L. Ward,<sup>22</sup> J. Warner,<sup>39</sup> M. Was,<sup>8</sup> B. Weaver,<sup>39</sup> L.-W. Wei,<sup>54</sup> M. Weinert,<sup>10</sup> A. J. Weinstein,<sup>1</sup> R. Weiss,<sup>12</sup> L. Wen,<sup>52</sup> P. Weßels,<sup>10</sup> T. Westphal,<sup>10</sup> K. Wette,<sup>10</sup> J. T. Whelan,<sup>102</sup> B. F. Whiting,<sup>6</sup> R. D. Williams,<sup>1</sup> A. R. Williamson,<sup>92</sup> J. L. Willis,<sup>139</sup> B. Willke,<sup>19,10</sup> M. H. Wimmer,<sup>10,19</sup> W. Winkler,<sup>10</sup> C. C. Wipf,<sup>1</sup> H. Wittel,<sup>10,19</sup> G. Woan,<sup>38</sup> J. Woehler,<sup>10</sup> J. Worden,<sup>39</sup> J. L. Wright,<sup>38</sup> D. S. Wu,<sup>10</sup> G. Wu,<sup>7</sup> J. Yablon,<sup>83</sup> W. Yam,<sup>12</sup> H. Yamamoto,<sup>1</sup> C. C. Yancey,<sup>64</sup> H. Yu,<sup>12</sup> M. Yvert,<sup>8</sup> A. Zadrożny,<sup>113</sup> L. Zangrando,<sup>44</sup> M. Zanolin,<sup>98</sup> J.-P. Zendri,<sup>44</sup> M. Zevin,<sup>83</sup> L. Zhang,<sup>1</sup> M. Zhang,<sup>123</sup> Y. Zhang,<sup>102</sup> C. Zhao,<sup>52</sup> M. Zhou,<sup>83</sup> Z. Zhou,<sup>83</sup> X. J. Zhu,<sup>52</sup> M. E. Zucker,<sup>1,12</sup> S. E. Zuraw,<sup>119</sup> and J. Zweizig<sup>1</sup>

(LIGO Scientific Collaboration and Virgo Collaboration)

M. Boyle,<sup>140</sup> M. Campanelli,<sup>102</sup> T. Chu,<sup>108</sup> M. Clark,<sup>65</sup> E. Fauchon-Jones,<sup>92</sup> H. Fong,<sup>108</sup> J. Healy,<sup>102</sup> D. Hemberger,<sup>78</sup> I. Hinder,<sup>31</sup> S. Husa,<sup>106</sup> C. Kalaghati,<sup>92</sup> S. Khan,<sup>92</sup> L. E. Kidder,<sup>140</sup> M. Kinsey,<sup>65</sup> P. Laguna,<sup>65</sup> L. T. London,<sup>92</sup> C. O. Lousto,<sup>102</sup> G. Lovelace,<sup>24</sup> S. Ossokine,<sup>31</sup> F. Pannarale,<sup>92</sup> H. P. Pfeiffer,<sup>108,31</sup> M. Scheel,<sup>78</sup> D. M. Shoemaker,<sup>65</sup> B. Szilagy,<sup>78</sup> S. Teukolsky,<sup>140</sup> A. Vano Vinuales,<sup>92</sup> and Y. Zlochower<sup>102</sup>

<sup>1</sup>*LIGO, California Institute of Technology, Pasadena, California 91125, USA*

<sup>2</sup>*Louisiana State University, Baton Rouge, Los Angeles 70803, USA*

<sup>3</sup>*American University, Washington, D.C. 20016, USA*

<sup>4</sup>*Università di Salerno, Fisciano, I-84084 Salerno, Italy*

<sup>5</sup>*INFN, Sezione di Napoli, Complesso Universitario di Monte S. Angelo, I-80126 Napoli, Italy*

<sup>6</sup>*University of Florida, Gainesville, Florida 32611, USA*

<sup>7</sup>*LIGO Livingston Observatory, Livingston, Los Angeles 70754, USA*

<sup>8</sup>*Laboratoire d'Annecy-le-Vieux de Physique des Particules (LAPP), Université Savoie Mont Blanc, CNRS/IN2P3, F-74941 Annecy-le-Vieux, France*

<sup>9</sup>*University of Sannio at Benevento, I-82100 Benevento, Italy and INFN, Sezione di Napoli, I-80100 Napoli, Italy*

<sup>10</sup>*Albert-Einstein-Institut, Max-Planck-Institut für Gravitation-physik, D-30167 Hannover, Germany*

<sup>11</sup>*Nikhef, Science Park, 1098 XG Amsterdam, The Netherlands*

<sup>12</sup>*LIGO, Massachusetts Institute of Technology, Cambridge, Massachusetts 02139, USA*

<sup>13</sup>*Instituto Nacional de Pesquisas Espaciais, 12227-010 Sao José dos Campos, Sao Paulo, Brazil*

<sup>14</sup>*INFN, Gran Sasso Science Institute, I-67100 L'Aquila, Italy*

<sup>15</sup>*INFN, Sezione di Roma Tor Vergata, I-00133 Roma, Italy*

<sup>16</sup>*Inter-University Centre for Astronomy and Astrophysics, Pune 411007, India*

<sup>17</sup>*International Centre for Theoretical Sciences, Tata Institute of Fundamental Research, Bangalore 560012, India*

<sup>18</sup>*University of Wisconsin-Milwaukee, Milwaukee, Wisconsin 53201, USA*

<sup>19</sup>*Leibniz Universität Hannover, D-30167 Hannover, Germany*

<sup>20</sup>*Università di Pisa, I-56127 Pisa, Italy*

<sup>21</sup>*INFN, Sezione di Pisa, I-56127 Pisa, Italy*

<sup>22</sup>*Australian National University, Canberra, Australian Capital Territory 0200, Australia*

<sup>23</sup>*The University of Mississippi, University, Mississippi 38677, USA*

<sup>24</sup>*California State University Fullerton, Fullerton, California 92831, USA*

<sup>25</sup>*LAL, Univ. Paris-Sud, CNRS/IN2P3, Université Paris-Saclay, Orsay 91405, France*

<sup>26</sup>*Chennai Mathematical Institute, Chennai 603103, India*

<sup>27</sup>*Università di Roma Tor Vergata, I-00133 Roma, Italy*

<sup>28</sup>*University of Southampton, Southampton SO17 1BJ, United Kingdom*

<sup>29</sup>*Universität Hamburg, D-22761 Hamburg, Germany*

<sup>30</sup>*INFN, Sezione di Roma, I-00185 Roma, Italy*

- <sup>31</sup>*Albert-Einstein-Institut, Max-Planck-Institut für Gravitationsphysik, D-14476 Potsdam-Golm, Germany*
- <sup>32</sup>*APC, AstroParticule et Cosmologie, Université Paris Diderot, CNRS/IN2P3, CEA/Irfu, Observatoire de Paris, Sorbonne Paris Cité, F-75205 Paris Cedex 13, France*
- <sup>33</sup>*Montana State University, Bozeman, Montana 59717, USA*
- <sup>34</sup>*Università di Perugia, I-06123 Perugia, Italy*
- <sup>35</sup>*INFN, Sezione di Perugia, I-06123 Perugia, Italy*
- <sup>36</sup>*European Gravitational Observatory (EGO), I-56021 Cascina, Pisa, Italy*
- <sup>37</sup>*Syracuse University, Syracuse, New York 13244, USA*
- <sup>38</sup>*SUPA, University of Glasgow, Glasgow G12 8QQ, United Kingdom*
- <sup>39</sup>*LIGO Hanford Observatory, Richland, Washington 99352, USA*
- <sup>40</sup>*Wigner RCP, RMKI, H-1121 Budapest, Konkoly Thege Miklós út 29-33, Hungary*
- <sup>41</sup>*Columbia University, New York, New York 10027, USA*
- <sup>42</sup>*Stanford University, Stanford, California 94305, USA*
- <sup>43</sup>*Università di Padova, Dipartimento di Fisica e Astronomia, I-35131 Padova, Italy*
- <sup>44</sup>*INFN, Sezione di Padova, I-35131 Padova, Italy*
- <sup>45</sup>*CAMK-PAN, 00-716 Warsaw, Poland*
- <sup>46</sup>*University of Birmingham, Birmingham B15 2TT, United Kingdom*
- <sup>47</sup>*Università degli Studi di Genova, I-16146 Genova, Italy*
- <sup>48</sup>*INFN, Sezione di Genova, I-16146 Genova, Italy*
- <sup>49</sup>*RRCAT, Indore Madhya Pradesh 452013, India*
- <sup>50</sup>*Faculty of Physics, Lomonosov Moscow State University, Moscow 119991, Russia*
- <sup>51</sup>*SUPA, University of the West of Scotland, Paisley PA1 2BE, United Kingdom*
- <sup>52</sup>*University of Western Australia, Crawley, Western Australia 6009, Australia*
- <sup>53</sup>*Department of Astrophysics/IMAPP, Radboud University Nijmegen, P.O. Box 9010, 6500 GL Nijmegen, The Netherlands*
- <sup>54</sup>*Artemis, Université Côte d'Azur, CNRS, Observatoire Côte d'Azur, CS 34229, Nice cedex 4, France*
- <sup>55</sup>*Institut de Physique de Rennes, CNRS, Université de Rennes 1, F-35042 Rennes, France*
- <sup>56</sup>*Washington State University, Pullman, Washington 99164, USA*
- <sup>57</sup>*Università degli Studi di Urbino "Carlo Bo," I-61029 Urbino, Italy*
- <sup>58</sup>*INFN, Sezione di Firenze, I-50019 Sesto Fiorentino, Firenze, Italy*
- <sup>59</sup>*University of Oregon, Eugene, Oregon 97403, USA*
- <sup>60</sup>*Laboratoire Kastler Brossel, UPMC-Sorbonne Universités, CNRS, ENS-PSL Research University, Collège de France, F-75005 Paris, France*
- <sup>61</sup>*Carleton College, Northfield, Minnesota 55057, USA*
- <sup>62</sup>*Astronomical Observatory Warsaw University, 00-478 Warsaw, Poland*
- <sup>63</sup>*VU University Amsterdam, 1081 HV Amsterdam, The Netherlands*
- <sup>64</sup>*University of Maryland, College Park, Maryland 20742, USA*
- <sup>65</sup>*Center for Relativistic Astrophysics and School of Physics, Georgia Institute of Technology, Atlanta, Georgia 30332, USA*
- <sup>66</sup>*Laboratoire des Matériaux Avancés (LMA), CNRS/IN2P3, F-69622 Villeurbanne, France*
- <sup>67</sup>*Université Claude Bernard Lyon 1, F-69622 Villeurbanne, France*
- <sup>68</sup>*Università di Napoli "Federico II," Complesso Universitario di Monte S. Angelo, I-80126 Napoli, Italy*
- <sup>69</sup>*NASA/Goddard Space Flight Center, Greenbelt, Maryland 20771, USA*
- <sup>70</sup>*RESCEU, University of Tokyo, Tokyo 113-0033, Japan*
- <sup>71</sup>*Tsinghua University, Beijing 100084, China*
- <sup>72</sup>*Texas Tech University, Lubbock, Texas 79409, USA*
- <sup>73</sup>*The Pennsylvania State University, University Park, Pennsylvania 16802, USA*
- <sup>74</sup>*National Tsing Hua University, Hsinchu City, 30013 Taiwan, Republic of China*
- <sup>75</sup>*Charles Sturt University, Wagga Wagga, New South Wales 2678, Australia*
- <sup>76</sup>*West Virginia University, Morgantown, West Virginia 26506, USA*
- <sup>77</sup>*University of Chicago, Chicago, Illinois 60637, USA*
- <sup>78</sup>*Caltech CaRT, Pasadena, California 91125, USA*
- <sup>79</sup>*Korea Institute of Science and Technology Information, Daejeon 305-806, Korea*
- <sup>80</sup>*Università di Roma "La Sapienza," I-00185 Roma, Italy*
- <sup>81</sup>*University of Brussels, Brussels 1050, Belgium*
- <sup>82</sup>*Sonoma State University, Rohnert Park, California 94928, USA*
- <sup>83</sup>*Center for Interdisciplinary Exploration & Research in Astrophysics (CIERA), Northwestern University, Evanston, Illinois 60208, USA*
- <sup>84</sup>*University of Minnesota, Minneapolis, Minnesota 55455, USA*

- <sup>85</sup>*The University of Melbourne, Parkville, Victoria 3010, Australia*  
<sup>86</sup>*Institute for Plasma Research, Bhat, Gandhinagar 382428, India*  
<sup>87</sup>*The University of Sheffield, Sheffield S10 2TN, United Kingdom*  
<sup>88</sup>*The University of Texas Rio Grande Valley, Brownsville, Texas 78520, USA*  
<sup>89</sup>*Università di Trento, Dipartimento di Fisica, I-38123 Povo, Trento, Italy*  
<sup>90</sup>*INFN, Trento Institute for Fundamental Physics and Applications, I-38123 Povo, Trento, Italy*  
<sup>91</sup>*Montclair State University, Montclair, New Jersey 07043, USA*  
<sup>92</sup>*Cardiff University, Cardiff CF24 3AA, United Kingdom*  
<sup>93</sup>*MTA Eötvös University, “Lendulet” Astrophysics Research Group, Budapest 1117, Hungary*  
<sup>94</sup>*National Astronomical Observatory of Japan, 2-21-1 Osawa, Mitaka, Tokyo 181-8588, Japan*  
<sup>95</sup>*School of Mathematics, University of Edinburgh, Edinburgh EH9 3FD, United Kingdom*  
<sup>96</sup>*Indian Institute of Technology, Gandhinagar Ahmedabad Gujarat 382424, India*  
<sup>97</sup>*University of Szeged, Dóm tér 9, Szeged 6720, Hungary*  
<sup>98</sup>*Embry-Riddle Aeronautical University, Prescott, AZ 86301, USA*  
<sup>99</sup>*Tata Institute of Fundamental Research, Mumbai 400005, India*  
<sup>100</sup>*INAF, Osservatorio Astronomico di Capodimonte, I-80131, Napoli, Italy*  
<sup>101</sup>*University of Michigan, Ann Arbor, Michigan 48109, USA*  
<sup>102</sup>*Rochester Institute of Technology, Rochester, New York 14623, USA*  
<sup>103</sup>*NCSA, University of Illinois at Urbana-Champaign, Urbana, Illinois 61801, USA*  
<sup>104</sup>*University of Białystok, 15-424 Białystok, Poland*  
<sup>105</sup>*SUPA, University of Strathclyde, Glasgow G1 1XQ, United Kingdom*  
<sup>106</sup>*Universitat de les Illes Balears, IAC3—IEEC, E-07122 Palma de Mallorca, Spain*  
<sup>107</sup>*IISER-TVM, CET Campus, Trivandrum Kerala 695016, India*  
<sup>108</sup>*Canadian Institute for Theoretical Astrophysics, University of Toronto, Toronto, Ontario M5S 3H8, Canada*  
<sup>109</sup>*Institute of Applied Physics, Nizhny Novgorod 603950, Russia*  
<sup>110</sup>*Pusan National University, Busan 609-735, Korea*  
<sup>111</sup>*Hanyang University, Seoul 133-791, Korea*  
<sup>112</sup>*University of Adelaide, Adelaide, South Australia 5005, Australia*  
<sup>113</sup>*NCBJ, 05-400 Świerk-Otwock, Poland*  
<sup>114</sup>*IM-PAN, 00-956 Warsaw, Poland*  
<sup>115</sup>*Monash University, Victoria 3800, Australia*  
<sup>116</sup>*Seoul National University, Seoul 151-742, Korea*  
<sup>117</sup>*The Chinese University of Hong Kong, Shatin, NT, Hong Kong SAR, China*  
<sup>118</sup>*University of Alabama in Huntsville, Huntsville, Alabama 35899, USA*  
<sup>119</sup>*University of Massachusetts-Amherst, Amherst, Massachusetts 01003, USA*  
<sup>120</sup>*ESPCI, CNRS, F-75005 Paris, France*  
<sup>121</sup>*Università di Camerino, Dipartimento di Fisica, I-62032 Camerino, Italy*  
<sup>122</sup>*Southern University and A&M College, Baton Rouge, Los Angeles 70813, USA*  
<sup>123</sup>*College of William and Mary, Williamsburg, Virginia 23187, USA*  
<sup>124</sup>*Instituto de Física Teórica, University Estadual Paulista/ICTP South American Institute for Fundamental Research, S ao Paulo São Paulo 01140-070, Brazil*  
<sup>125</sup>*University of Cambridge, Cambridge CB2 1TN, United Kingdom*  
<sup>126</sup>*IISER-Kolkata, Mohanpur, West Bengal 741252, India*  
<sup>127</sup>*Rutherford Appleton Laboratory, HSIC, Chilton, Didcot, Oxon OX11 0QX, United Kingdom*  
<sup>128</sup>*Whitman College, 345 Boyer Avenue, Walla Walla, Washington 99362 USA*  
<sup>129</sup>*National Institute for Mathematical Sciences, Daejeon 305-390, Korea*  
<sup>130</sup>*Université de Lyon, F-69361 Lyon, France*  
<sup>131</sup>*Hobart and William Smith Colleges, Geneva, New York 14456, USA*  
<sup>132</sup>*Janusz Gil Institute of Astronomy, University of Zielona Góra, 65-265 Zielona Góra, Poland*  
<sup>133</sup>*King’s College London, University of London, London WC2R 2LS, United Kingdom*  
<sup>134</sup>*Andrews University, Berrien Springs, Michigan 49104, USA*  
<sup>135</sup>*Università di Siena, I-53100 Siena, Italy*  
<sup>136</sup>*Trinity University, San Antonio, Texas 78212, USA*  
<sup>137</sup>*University of Washington, Seattle, Washington 98195, USA*  
<sup>138</sup>*Kenyon College, Gambier, Ohio 43022, USA*  
<sup>139</sup>*Abilene Christian University, Abilene, Texas 79699, USA*  
<sup>140</sup>*Cornell Center for Astrophysics and Planetary Science, Cornell University, Ithaca, New York 14853, USA*

† Deceased.