

MIT Open Access Articles

*Coherent Exciton Dynamics in the
Presence of Underdamped Vibrations*

The MIT Faculty has made this article openly available. **Please share** how this access benefits you. Your story matters.

Citation: Dijkstra, Arend G. et al. "Coherent Exciton Dynamics in the Presence of Underdamped Vibrations." *The Journal of Physical Chemistry Letters* 6.4 (2015): 627–632. © 2015 American Chemical Society

As Published: <http://dx.doi.org/10.1021/jz502701u>

Publisher: American Chemical Society (ACS)

Persistent URL: <http://hdl.handle.net/1721.1/110504>

Version: Original manuscript: author's manuscript prior to formal peer review

Terms of Use: Article is made available in accordance with the publisher's policy and may be subject to US copyright law. Please refer to the publisher's site for terms of use.



Coherent exciton dynamics in the presence of underdamped vibrations

Arend G. Dijkstra,[†] Chen Wang,[‡] Jianshu Cao,^{*,†,‡} and Graham R. Fleming^{¶,§}

Department of Chemistry, Massachusetts Institute of Technology, 77 Massachusetts Avenue, Cambridge, MA 02139, United States of America, Singapore-MIT Alliance for Research and Technology, 1 CREATE Way, Singapore 138602, Singapore, Physical Biosciences Division, Lawrence Berkeley National Laboratory, Berkeley, CA 94720, United States of America, and Department of Chemistry, University of California, Berkeley, CA 94720, United States of America

E-mail: jianshu@mit.edu

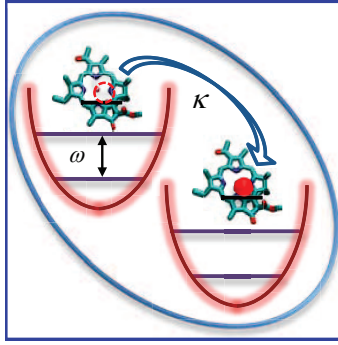
*To whom correspondence should be addressed

[†]Department of Chemistry, Massachusetts Institute of Technology, 77 Massachusetts Avenue, Cambridge, MA 02139, United States of America

[‡]Singapore-MIT Alliance for Research and Technology, 1 CREATE Way, Singapore 138602, Singapore

[¶]Physical Biosciences Division, Lawrence Berkeley National Laboratory, Berkeley, CA 94720, United States of America

[§]Department of Chemistry, University of California, Berkeley, CA 94720, United States of America



Abstract

Recent ultrafast optical experiments show that excitons in large biological light-harvesting complexes are coupled to molecular vibration modes. These high-frequency vibrations will not only affect the optical response, but also drive the exciton transport. Here, using a model dimer system, the frequency of the underdamped vibration is shown to have a strong effect on the exciton dynamics such that quantum coherent oscillations in the system can be present even in the case of strong noise. Two mechanisms are identified to be responsible for the enhanced transport efficiency: critical damping due to the tunable effective strength of the coupling to the bath, and resonance coupling where the vibrational frequency coincides with the energy gap in the system. The interplay of these two mechanisms determines parameters responsible for the most efficient transport, and these optimal control parameters are comparable to those in realistic light-harvesting complexes. Interestingly, oscillations in the excitonic coherence at resonance are suppressed in comparison to the case of an off-resonant vibration.

Introduction– The effect of intramolecular vibrations on energy transport in large biological assemblies became increasingly intriguing, for recent optical experiments have been interpreted as a sign of the coupling of vibrations to electronic excitations (excitons) in light-harvesting antennae,¹ and the reaction center of photosynthetic complexes.^{2,3} These systems consist of closely spaced chromophore molecules. Coherent interactions of the transition dipoles of these molecules lead to elementary excitations that extend over a number of molecules in the form of Frenkel excitons. The existence of these states enables quantum mechanical, wave-like transport through the systems.⁴⁻⁶ The importance of the interaction of such excitons with their environments is well known, and the

interplay of coherent coupling between molecules and noise originating from the environment has been shown to lead to optimal transport.^{7,8}

To model the influence of the environment, it is often assumed that its effect is fast compared to the typical time scales of the system such that the environment can be modeled as white noise. However, recent optical experiments detect rapid dynamics of electronic excitations on the time scale of tens to hundreds femtoseconds in molecular aggregates,⁹ light-harvesting systems of bacteria,^{4,6} plants¹⁰ and conjugated polymers.⁵ Then, the environment cannot be considered fast on this time scale. In particular, in many small organic and biological molecules, the coupling of excitations to vibrations is essential.^{1,11–17} Not much is known about the transport properties of a system coupled to these underdamped vibrations. In this paper, we focus on the exciton dynamics induced by underdamped vibrations, and our method is applicable to baths as Gaussian colored noise. Initial analysis beyond the white noise limit has included overdamped vibrations. Recently, it has been realized that underdamped vibrations or vibronic states with a mixed exciton character can also lead to long-lived oscillations during the waiting time.¹⁸ Much work has been devoted to the explanation of these oscillations and to the description of exciton coherence.^{1,17,19} Exciton dynamics in the presence of underdamped vibrations has recently attracted much attention as a way to explain the quantum beats observed in two-dimensional optical experiments,⁴ and resonant vibrations have been proposed to drive exciton coherences in the system.^{1,15,17} It is not yet clear, however, which parameters can optimize transport in a system coupled to underdamped vibrations. Resonance between an energy gap of the system and a vibrational mode is a possible mechanism but not the only one;²⁰ an equally important mechanism is the critical damping, where the exciton dynamics undergo a transition from underdamped to overdamped oscillations.

In this work, we address the effect of an underdamped vibration on energy transport. If vibrations couple strongly to excitons, as suggested by the recent explanations of long-lived coherences, they are also expected to influence the population dynamics underlying energy transport. In order to clearly bring out the essential physics of the interplay between excitonic coherence and effect of an underdamped vibration, we study a prototype model: an electronic dimer coupled to a single

underdamped vibration. The transport efficiency in such a system depends strongly on the coupling to the vibration and is found to be highly non-trivial.

Model system– The prototype model that describes exciton delocalization is an electronic dimer, with two molecules labeled 1 and 2, and extension of this model to larger systems is straightforward. Each molecule is modeled as a two-level system with a common ground state and an excited state. The excitation energy of molecule 1 (2) is denoted ϵ_1 (ϵ_2) and the coherent interaction between molecules as $-J$. The full Hamiltonian is given in terms of the creation and annihilation operators $\hat{c}_{1(2)}^\dagger$ and $\hat{c}_{1(2)}$ by

$$\begin{aligned} \hat{H}(t) = & [\epsilon_1 + \delta\epsilon_1(X_1(t))]\hat{c}_1^\dagger\hat{c}_1 + [\epsilon_2 + \delta\epsilon_2(X_2(t))]\hat{c}_2^\dagger\hat{c}_2 \\ & - J(\hat{c}_1^\dagger\hat{c}_2 + \hat{c}_2^\dagger\hat{c}_1), \end{aligned} \quad (1)$$

where the system is on-site coupled to the baths. The coordinates of the environment X_n comprise all degrees of freedom not included in the tight-binding Hamiltonian, and, in particular, vibrations. In principle, these X_n 's are operators that must be described by the rules of quantum mechanics. Their correlation function $\langle X_n(t)X_n(0) \rangle$ is a complex quantity, with its real and imaginary parts balanced by the fluctuation-dissipation theorem. However, in the spirit of stochastic modeling, we first assume that $X_n(t)$ is a real function of time. The energy fluctuations $\delta\epsilon$ are then random variables which follow a specific correlation function. This approximation is valid when the temperature is large compared with the bandwidth of the system. In our numerical simulations, we will consider a dimer with the same site energies $\epsilon_1 = \epsilon_2$ (homodimer) as well as a dimer with different site energies (heterodimer), where the offset in site energies is $\Delta = \epsilon_1 - \epsilon_2$. Furthermore, we will use the excitonic coupling J as the energy unit. At the end of our paper, we will show that the essential physics obtained from our model with classical fluctuations is retained, when the environment is modeled quantum mechanically.

Although this model is standard, most studies assume that the fluctuating excitation energies are either stationary random variables,²¹ or as white noise which can be modeled in the Markov

approximation.^{7,22} Here, we consider general Gaussian colored noise with the correlation function

$$L(t) = \langle \delta\epsilon_n(t)\delta\epsilon_n(0) \rangle. \quad (2)$$

We assume that the fluctuations in the site energies are uncorrelated and the correlation functions are identical for every site, although these assumptions can easily be relaxed. The correlation function for damped vibrations is given by

$$L(t) = \frac{\Gamma_0}{\tau} \cos(\omega t) e^{-|t|/\tau}. \quad (3)$$

The two parameters Γ_0/τ and ω describe the amplitude of fluctuations and the frequency of vibration. The parameter τ models the memory time scale of the bath, which is equal to the inverse damping rate of the vibration. For $\omega = 0$ the correlation function in Eq. (3) describes overdamped vibrations and can be derived from a Langevin equation driven by a white noise.^{23,24} In this case, $1/\tau$ is known as the Debye frequency. The presence of memory (i.e., $\tau > 0$) can increase the coherence in the system²⁵ and hence the exciton diffusion efficiency. Here, we focus on the effect of nonzero ω to describe underdamped vibrations.

We are interested in the exciton dynamics with one excitation present. It is known that from Eq. (1) the system Hamiltonian and system-bath interaction do not commute. Hence, there is no analytical solution for the dynamics beyond the white noise limit. The two-state dynamics is therefore found numerically by solving the time-dependent Schrödinger equation. The calculation is repeated for many realizations of the random noise and the density matrix is averaged over all the realizations. All simulations in this paper were averaged over 10^4 noise trajectories. To do this, we first generate trajectories of random processes $\{\delta\epsilon_n(t_i)\}$ for the n th site, with discrete time series $\{t_i\}$. It is practically obtained by applying a linear transformation $\delta\epsilon_n(t_i) = \sum_k \mathcal{A}_{ik} \delta\eta_n(t_k)$, where $\{\delta\eta_n(t_k)\}$ are sequences of white noise, with correlation $\langle \delta\eta_n(t_k)\delta\eta_n(t_l) \rangle = \delta_{k,l}$. Moreover, the transformation matrix \mathcal{A} is constrained by the correlation function $L(t)$, and is computed by Cholesky decomposition of the covariance matrix,²⁶ specified as $L(t_{ij}) = (\mathcal{A}\mathcal{A}^T)_{ij}$. Hence, the noise correla-

tion function is recovered as $\langle \delta\epsilon_n(t_i)\delta\epsilon_n(t_j) \rangle = \sum_{l,k} \mathcal{A}_{ik}\mathcal{A}_{jl}\langle \delta\eta_n(t_k)\delta\eta_n(t_l) \rangle = \sum_k \mathcal{A}_{ik}(\mathcal{A}^T)_{kj} = L(t_{ij})$. Populations and coherences at each time step are therefore found by storing the components of the density matrix $\rho_{nm}(t) = \langle \psi_n(t)\psi_m^*(t) \rangle$.

Critical damping—Let us first briefly consider the white noise case. The correlation function is then given by $L(t) = \Gamma\delta(t)$, where the dephasing rate Γ quantifies the strength of the noise. In this case, the average over the noise can be performed analytically and leads to the Haken-Strobl-Reineker model of exciton transport. The equation of motion for the reduced density matrix is found to be $\frac{d}{dt}\hat{\rho}(t) = -i[\hat{H}_S, \hat{\rho}(t)] + \hat{L}_d[\hat{\rho}(t)]$ with $\langle n|\hat{L}_d[\hat{\rho}(t)]|m \rangle = -\Gamma(1 - \delta_{nm})\langle n|\hat{\rho}(t)|m \rangle$ in the site basis,²⁷ where \hat{H}_S is the system Hamiltonian without coupling to the bath, and $|n\rangle$ is the site state. The behavior of the system can be tuned by varying Γ . For small Γ ($\Gamma < \Gamma_{\text{critical}}$) the population dynamics exhibit oscillations, such that irreversible transfer of population from one site to the other is slow. We will refer to this situation as the underdamped regime. For large Γ , the transfer is incoherent (overdamped regime) and slows down with increasing Γ . In between, the critical value of Γ optimizes the transfer (critical damping), which has been postulated as optimal energy transfer in light-harvesting systems. Although an optimal value of Γ exists, there is a broad plateau of values close to the maximum that lead to near-optimum transport.⁸ The coherent oscillations disappear at the critical value of $\Gamma = 4J$ based on the eigenvalues of the Liouville operator, which is analytically found in the homodimer. These eigenvalues are 0, $-\Gamma$ and $\frac{1}{2}(-\Gamma \pm \sqrt{\Gamma^2 - 16J^2})$. Critical damping corresponds to the crossover from purely real to complex eigenvalues, which occurs when the latter two eigenvalues become equal at $\Gamma = 4J$. In the case of the heterodimer, though not shown here, it is numerically found that for $\Delta > 2J$, the critical value is best understood by the energy gap of the system, $\Gamma_{\text{critical}} \approx \sqrt{\Delta^2 + 4J^2} \approx \Delta$.

For colored noise with a more general correlation function, a similar phenomenon is expected. In the Markovian limit, when the bath time scale is much faster than the system dynamics, the effect of the bath can be understood with an effective damping rate $\Gamma_{\text{eff}} = \int_0^\infty dt L(t)$. Thus, a crossover from the underdamped to the overdamped regime is expected when the integral of the correlation function increases. This can be achieved by increasing the strength of the fluctuations,

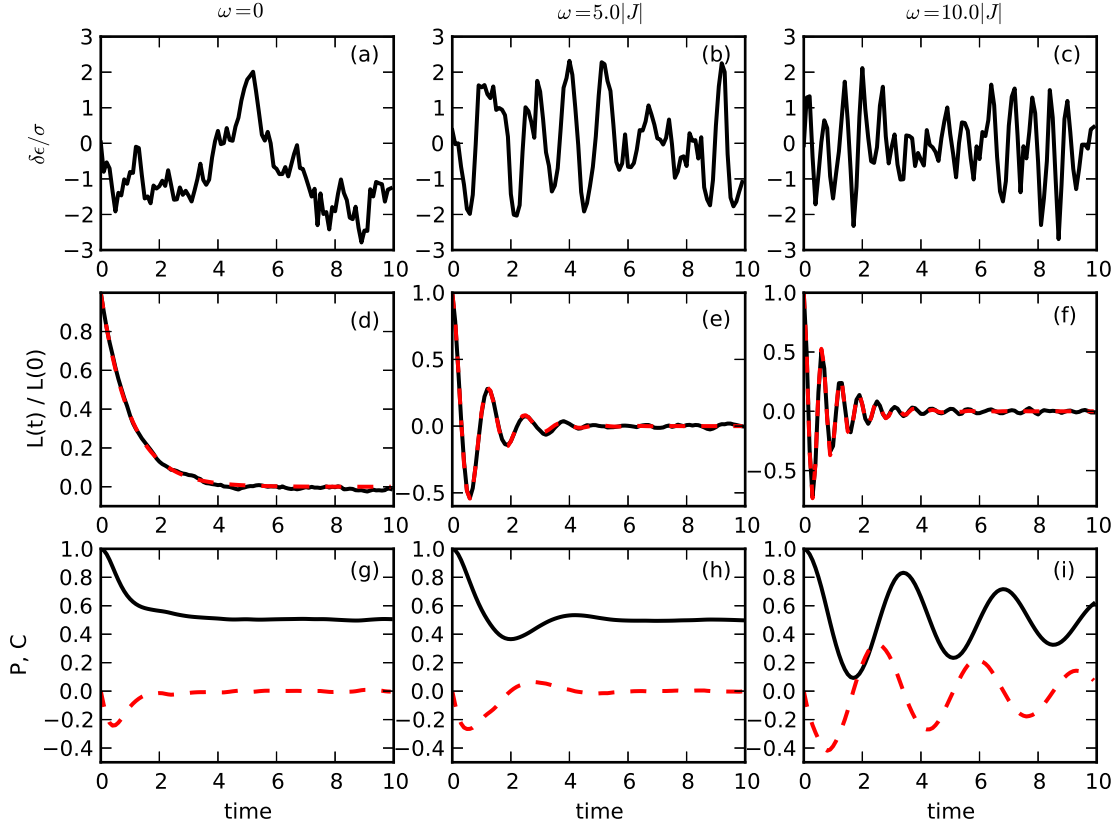


Figure 1: Panels (a) - (c) show realizations of the noise for $\omega = 0.0, 5.0, 10.0J$, respectively. Panels (d) - (f) show the chosen correlation function as well as the correlation function calculated from the generated noise. The two lines overlap in all three cases. Panels (g) - (i) show (solid line) the population and (dashed line) the coherence in a homodimer. Parameters are $\sigma = 3.0J$ and $\tau = 1.0/J$. Time is in units of $1/J$.

given by $L(0)$, by changing the effective memory time of the bath, or by changing the shape of the correlation function. Although the argument of effective model for the damping does not always hold outside the Markovian limit, it provides qualitative insight.

We now turn to the colored noise describing the effect of underdamped vibrations on the system, as defined in Eq. (3). The effective damping rate in this case is given by

$$\Gamma_{\text{eff}} = \frac{\Gamma_0}{1 + \omega^2 \tau^2}, \quad (4)$$

which decreases with increasing ω for fixed Γ_0 and τ . Thus, we expect that an overdamped dynam-

ics for low vibrational frequency will change to an underdamped behavior for large ω . This effect is shown in Fig. 1, which summarizes the simulation results in a homodimer ($\Delta = 0$). Figs. 1(a) - (c) show a single realization of the noise for different values of the vibrational frequency ω . The noise leads to fluctuations in the transition energy ϵ , which is plotted relative to the amplitude of the noise $\sigma^2 = \Gamma_0/\tau$. In all panels the correlation time of the noise is $\tau = 1/J$. Evidently, the colored noise caused by an underdamped vibration leads to oscillations in the transition energy, with a characteristic frequency given by ω . The noise sequences are generated from the correlation functions shown in Figs. 1(d) - (f), which are typical for an overdamped vibration (Fig. 1(d)) and underdamped vibrations (Figs. 1(e) - (f)). The bottom three panels (Figs. 1(g)-(i)) show the population $P = \rho_{11}$ and the real part of the coherence $C = \text{Re}[\rho_{12}]$ as a function of time, starting from an initial state where only molecule 1 is populated. Although the amplitude of the fluctuations $\sigma^2 = \Gamma_0/\tau$ is the same in all panels, the effective damping strength Γ_{eff} in Eq. (4) is reduced with increasing ω , leading to coherent oscillations in the population. The proper damping strength by tuning vibration frequency may optimize the transfer efficiency. Hence, coherent behaviors of the system emerges even in the presence of strong noise, and optimal transfer will occur for a critical vibrational frequency ω_{critical} .

Resonant transfer—The crossover from overdamped to underdamped system dynamics is the first effect that optimizes transfer in the dimer system. Now we consider the second mechanism. We expect the transfer efficiency to increase when the environmental vibration is resonant with the energy gap in the system. Thus, for our dimer, resonant transfer will occur near the vibrational frequency $\omega_{\text{res}} = \sqrt{\Delta^2 + 4J^2}$, and can drive transfer between the two sites in the system. This effect can be understood as the driving of system dynamics by an external field, here provided by the vibration, in analogy to optical driving with a laser. This mechanism has been put forward as a way to regenerate coherence in the system,¹⁷ and as quantum resonance.²⁸ Here, we show that it also enhances population transfer through classical resonance. Thus, there are two mechanisms that control optimal transfer in the system: critical damping controlled by Γ_{eff} , which can lead to a crossover from overdamped to underdamped system dynamics, and resonant transfer defined by

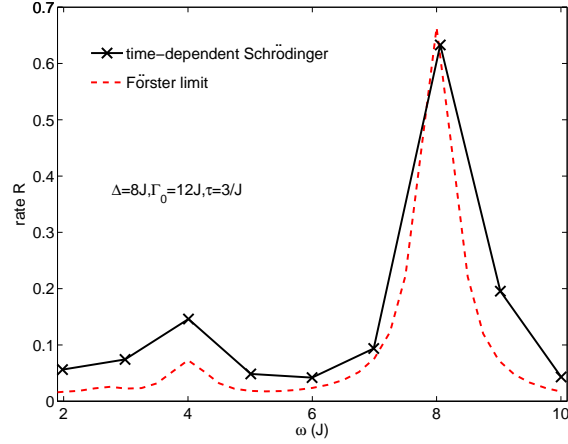


Figure 2: Transfer rate from site 1 to site 2 as a function of vibrational frequency. Fixed parameters are $\Delta = 8J$, $\Gamma_0 = 12J$ and $\tau = 3/J$. The two maxima in the transfer efficiency as a function of ω , which correspond to the crossover from overdamped to underdamped dynamics ($\omega \approx 4J$) and the exciton-vibrational resonance ($\omega \approx 8J$), respectively.

ω_{res} which matches the excitonic gap.

The transfer rate between the two monomers can be understood from Förster theory as follows. The corresponding Förster rate in the presence of classical colored noise is given by^{29,30}

$$\kappa = 2J^2 \text{Re} \left[\int_0^\infty dt e^{i\Delta t - g(t)} \right], \quad (5)$$

where the line shape function is given by $g(t) = \frac{1}{2} \int_0^t dt_1 \int_0^t dt_2 L(t_1 - t_2)$. For the correlation function given in Eq. (3), the line-shape function is evaluated as

$$\begin{aligned} g(t) &= \frac{\Gamma_0}{\tau(1/\tau^2 + \omega^2)^2} \left\{ \frac{t}{\tau} (1/\tau^2 + \omega^2) \right. \\ &+ (\omega^2 - 1/\tau^2) (1 - e^{-t/\tau} \cos \omega t) \\ &\left. - \frac{2\omega}{\tau} e^{-t/\tau} \sin \omega t \right\}. \end{aligned} \quad (6)$$

Hence, the transfer rate R , of which the inverse is defined as

$$R^{-1} = \int_0^\infty dt \left(\frac{1}{2} - P(t) \right) = \frac{1}{4\kappa}, \quad (7)$$

is readily evaluated, where $P(t)$ is the transferred population at time t . The result for the model dimer is shown in Fig. 2, where we indeed observe two peaks in the transfer rate as a function of vibrational frequency.

We now show how these two effects appear in numerical simulations, which can be applied to treat noise strengths outside the Förster regime. From the transfer rate at Eq. (7), the overdamped behavior is observed in low frequency regime. By increasing ω , there exists the crossover from overdamped to underdamped behavior, leading to optimal transfer for the critical value of ω_{critical} . Thus, the prediction of Eq. (4) of a decrease of the effective noise strength with increasing ω holds. However, the numerical solution of the vibrational frequency that leads to critical damping is different from the simple estimate, based on white noise result $\Gamma_{\text{critical}} = \sqrt{\Delta^2 + 4J^2}$. We attribute the difference to non-Markovian effects. Surprisingly, the peak in the population transfer is rather sharp, as opposed to the broad peak observed for white noise. If we keep increasing ω , a resonance of the exciton system with the vibration appears at $\omega \approx 8J$. Thus, the two maxima in the transfer efficiency as a function of ω correspond to the crossover from overdamped to underdamped dynamics, and to the exciton-vibration resonance. Moreover, the strong increase of the transfer rate in the presence of a resonant vibration is found when the system is underdamped. In the overdamped case, it is confirmed there is almost no effect. If ω is increased even further, the system dynamics becomes more coherent and the efficiency decreases dramatically. In addition to the results presented here, we have performed simulations with the hierarchical equations of motion method for a Brownian oscillator spectral density, which models a quantized vibration. As shown in the Supplemental Material, we again observe the two maxima in the transport as a function of vibrational frequency.

Suppressed coherence at resonance– Here, we also consider the quantum coherence between the two monomers in the site basis. We see long-lived coherent oscillations as a result of the coupling to the vibration. This is a vibrational effect different from the absence of sustained oscillations at $\omega = 0$. At resonance (i.e., $\omega_{\text{res}} = 8J$), the coherence is damped faster than off-resonance. A similar faster decay is observed at $\omega_{\text{critical}} = 4J$ and both effects can be implied by more rapid

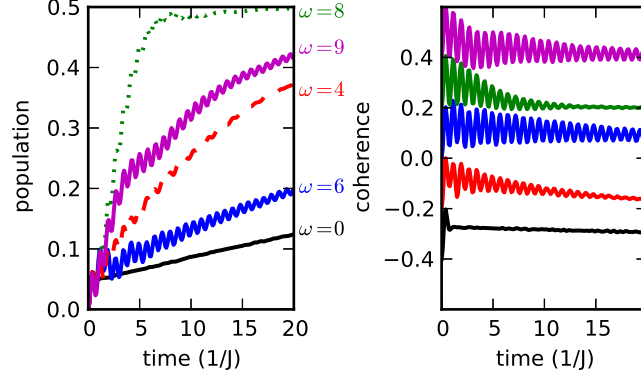


Figure 3: Population (left panel) and coherence (right panel) in the site basis as a function of time for different vibrational frequencies. Coherences were offset by -0.4 ($\omega = 0$), -0.2 ($\omega = 4J$), 0 ($\omega = 6J$), $+0.2$ ($\omega = 8J$) and $+0.4$ ($\omega = 9J$). The other parameters are identical to those in Fig. 2.

population transfer. Thus, to observe long-lived coherence resulting from coupling to vibrations, one should probe away from the vibrational resonance.

The two mechanisms have different effects on the coherence of the dimer system. The critical damping is the boundary between weak and strong damping and therefore cannot be described with either a weak or strong coupling master equation alone. For example, the standard Markovian version of the Redfield equation fails to predict the optimal energy transfer,⁷ whereas a non-Markovian version, i.e., the generalized Bloch-Redfield equation, correctly predicts the transfer time and efficiency in the Fenna-Matthews-Olson complex (FMO) over the entire parameter space.⁸ In comparison, resonant transfer occurs at a weaker coupling strength and thus the standard Bloch equation is applicable. Then, in the resonant transfer regime, the Bloch equation predicts $T_2 = 2T_1$, where T_2 and T_1 are the dephasing and population relaxation rate constants, respectively. This simple relationship explains the rapid decay of excitonic coherence for resonant transfer.

Combined effect and relevant photosynthetic systems—We now show that the combination of the two optimization mechanisms leads to optimal transfer. Fig. 4 shows the population in the heterodimer for exponentially correlated noise ($\omega = 0$) in the underdamped regime (black solid line) and close to critical damping regime (black dashed line), respectively. In comparison, we also show the dynamics in the presence of a resonant vibration (red solid line). Finally, we plot the system population in the presence of both an underdamped and an overdamped vibration (red

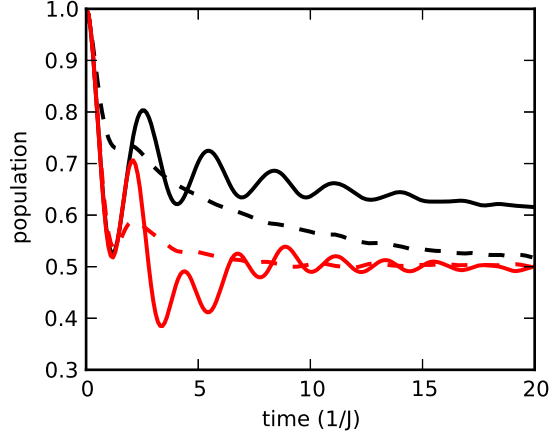


Figure 4: Population on site 1 in a heterodimer as a function of time. Black lines are for exponentially correlated noise ($\omega = 0$), with $\Gamma_0 = 6J$ for solid line and $\Gamma_0 = 96J$ for dashed line. Solid red line is for oscillating decay noise ($\omega = 2.8J$), with $\Gamma_0 = 6J$. Dashed red line is for oscillating decay noise combined with exponentially correlated one shown at Eq. (8), with $\Gamma_0 = 6J$, $\tau_2 = 2/J$ and $\Gamma_{0,2} = 2J$. The other parameters are $\Delta = 2J$ and $\tau = 6/J$.

dashed line) by selecting the optimal parameters, with the combined correlation function

$$L_2(t) = \frac{\Gamma_0}{\tau} \cos(\omega t) e^{-|t|/\tau} + \frac{\Gamma_{0,2}}{\tau_2} e^{-|t|/\tau_2}. \quad (8)$$

We observe that the latest case, in which a resonant vibration is present and the system is tuned close to critical damping, gives more efficient transfer, compared to other cases. Because the estimate of the effective damping in Eq. (4) does not quantitatively predict the crossover from overdamped to underdamped dynamics in the system, only numerical simulation can predict the parameters that may lead to maximum transfer efficiency. The combination of the two mechanisms identified in this paper, resulting in a resonant frequency ω_{res} and a critical frequency ω_{critical} , leads to optimal transfer.

Recent experiments have detected oscillations of coherences in the heterodimer, which were attributed to both electronic coherence and vibrational states. Many vibrational modes with frequencies close to the electronic energy gap were identified. Therefore, vibrational resonance effects are expected to play a central role in the population dynamics in these systems. A recent theoretical study considers an effective dimer model for the FMO complex.¹⁷ The heterodimer has an energy

offset of $\Delta = 2.43J$. The spectral density considered consists of a broad-band with a reorganization energy of $\lambda_2 = 0.65J$ and a vibration with a frequency of $\omega = 3.36J$ and reorganization energy of $\lambda = 0.74J$. Because in the high temperature limit $\Gamma_0/\tau = 2\lambda/\beta$, we find that $\Gamma_0/\tau = 1.5J^2$ and $\Gamma_{0,2}/\tau_2 = 1.3J^2$ at a temperature of 77 K. At this temperature, the parameters are close to the optimal values used in our Fig. 4, suggesting that our simulations are directly relevant to real systems. Further experiments that detect site populations are needed to show the optimal transfer efficiency explained in the present paper.

Conclusion—We have studied energy transfer in an exciton system coupled to an underdamped vibration. The essential feature of the underdamped vibration can be obtained by considering intramolecular interaction. Two mechanisms determine optimal transfer parameters. First, there is a crossover from overdamped to underdamped system dynamics, governed by the effective strength of the noise. Because the strength of the noise depends on both the vibrational frequency as well as its damping constant, the behavior of the system changes with the frequency. Furthermore, a crossover from underdamped to overdamped dynamics can be tuned by changing the damping constant. This shows that experimentally controllable parameters, such as the choice of solvent, can modify the transport efficiency, and even change the character of the population transport qualitatively. Second, a vibration resonant with the excitonic gap can drive population transfer. We found that resonance can strongly increase transport if the system dynamics is underdamped, even in the presence of strong noise. Optimal transfer is achieved when these two mechanisms coincide. Coupling to a vibration also leads to long-lived oscillations in the coherence, which have the longest life time for a vibration that is slightly off-resonance. Our analysis can trivially be applied to larger systems and to arbitrary correlation functions, including correlated fluctuations.^{8,31} Our results contribute to the heated debate on the effect of a vibrational resonance on energy transport.

Supplemental Material

In the supplemental material, we present the derivation of the Förster rate shown in Eq. (7) in the main text. Second, we present a plot of the transferred population as a function of time, in which the crossover from underdamped to overdamped behavior is visible. Finally, we present hierarchical equations of motion calculations for a quantized vibration.

Derivation of transfer rate

It is known that the transfer rate in the Förster limit is given by

$$\kappa = 2J^2 \text{Re} \left[\int_0^\infty dt e^{i\Delta t - g(t)} \right], \quad (9)$$

where J is the inter-site coupling strength, Δ is energy splitting, and the correlation phase is

$$g(t) = \frac{1}{2} \int_0^t dt_1 \int_0^{t_1} dt_2 C(t_1 - t_2) = \int_0^t dt_1 (t - t_1) L(t_1), \quad (10)$$

with $L(t_1)$ the correlation function of the phonon bath. In the high-temperature limit, the correlation function $L(t)$ is described by the colored noise

$$L(t) = L_0(t) e^{-|t|/\tau}, \quad (11)$$

with $L_0(t)$ the time dependent strength, and τ the characteristic correlation time. Hence, the corresponding accumulation function is $I(\tau, t) = \int_0^t dt_1 L(t_1)$. Then, the correlation phase is given by

$$g(t) = \left(t + \frac{\partial}{\partial r} \right) \int_0^t L(t_1) dt_1 = \left(t + \frac{\partial}{\partial r} \right) I(\tau, t), \quad (12)$$

with $r = 1/\tau$. If we further specify the correlation function as $L(t) = \frac{\Gamma_0}{\tau} e^{-|t|/\tau}$, with Γ_0/τ the fluctuation strength. the accumulation function becomes $I(\tau, t) = \Gamma_0(1 - e^{-t/\tau})$. And the correlation phase

is

$$g(t) = \Gamma_0 \tau (e^{-t/\tau} - 1 + t/\tau). \quad (13)$$

In the strong damping limit $\tau \rightarrow 0$ ($r \rightarrow \infty$), the correlation phase is simplified to $g(t) = \Gamma_0 t$. The corresponding transfer rate is given by

$$\kappa = 2J^2 \text{Re} \left[\int_0^\infty dt e^{i\Delta t - \Gamma_0 t} \right] = 2 \frac{J^2 \Gamma_0}{\Delta^2 + \Gamma_0^2}. \quad (14)$$

If we consider a damped oscillation in the correlation function corresponding to intramolecular vibrations, the correlation function is modified as

$$L(t) = \frac{\Gamma_0}{\tau} \cos(\omega t) e^{-|t|/\tau}, \quad (15)$$

with ω the vibrational frequency of the local mode. The accumulation function is given by

$$\begin{aligned} I(\tau, t) &= \frac{\Gamma_0}{\tau} \int_0^t \cos(\omega t_1) e^{-t_1/\tau} dt_1 = \frac{\Gamma_0}{\tau} \text{Re} \left[\int_0^t dt_1 e^{-i\omega t_1 - t_1/\tau} \right] = \frac{\Gamma_0}{\tau} \text{Re} \left[\frac{1 - e^{-t/\tau - i\omega t}}{1/\tau + i\omega} \right] \\ &= \frac{\Gamma_0}{1/\tau^2 + \omega^2} \left[1/\tau - e^{-t/\tau} \left(\frac{\cos \omega t}{\tau} - \omega \sin \omega t \right) \right] \end{aligned} \quad (16)$$

and the correlation phase is given by

$$\begin{aligned} g(t) &= \left(t + \frac{\partial}{\partial r} \right) I(\tau, t) \\ &= \frac{\Gamma_0}{\tau(1/\tau^2 + \omega^2)^2} \left[\frac{t}{\tau} (1/\tau^2 + \omega^2) + (\omega^2 - 1/\tau^2) (1 - e^{-t/\tau} \cos \omega t) - \frac{2\omega}{\tau} e^{-t/\tau} \sin \omega t \right]. \end{aligned} \quad (17)$$

In the Förster limit, the dynamics of the populations are decoupled from the coherence term, and the former is expressed as

$$\frac{dP_1(t)}{dt} = -\kappa(P_1(t) - P_2(t)) = \kappa - 2\kappa P_1(t) \quad (18)$$

with $P_j(t)$ the population at site j . This results in $P_1(t) = \frac{1}{2}(1 - e^{-2\kappa t}) + P_1(0)e^{-2\kappa t}$. If the initial condition is given as $P_1(0) = 1$, the population dynamics of site 1 are $P_1(t) = \frac{1}{2}(1 + e^{-2\kappa t})$. Hence, the transferred population after a time t is given by $P(t) = 1 - P_1(t) = \frac{1}{2}(1 - e^{-2\kappa t})$. The inverse of the corresponding transfer rate is given by

$$R^{-1} = \int_0^{\infty} dt(1/2 - P(t)) = 1/(4\kappa), \quad (19)$$

and $R = 4\kappa$.

Hierarchical equations of motion results

In order to show explicitly that the two peak structure found in this paper is still valid in a quantum mechanical calculation, we performed numerically exact simulations with the hierarchical equations of motion for the Brownian oscillator spectral density.³² In this model, the energy difference between the two molecules is coupled to a vibrational mode, which is in turn coupled to a continuous bath of harmonic oscillators. The coordinates of the bath X are treated as operators instead of functions of time. The spectral density for this model is given by

$$J(\omega') = 2\lambda \frac{\gamma\omega^2\omega'}{(\omega^2 - \omega'^2)^2 + \gamma^2\omega'^2}. \quad (20)$$

The parameters are the reorganization energy λ , which quantifies the strength of the system vibration coupling, the vibrational frequency ω and the coupling strength of the underdamped vibration to the thermal bath γ . The thermal bath is furthermore characterized by an inverse temperature β . Simulations were performed with one Matsubara frequency, a hierarchy depth of 6 and time steps of $0.001/J$.

The results of these simulations are shown in Fig. 5. We choose a temperature of $10J$ and set $\lambda = 0.2J$ to reproduce the same fluctuation amplitude as in the classical calculation shown in Fig. 2 (In the high temperature limit $\lambda = \beta\Gamma_0/2\tau$). Although the amplitude depends on ω , this choice of parameters reproduces a value of $\Gamma_0 = 12 - 13J$ for all values of ω used. The Brownian

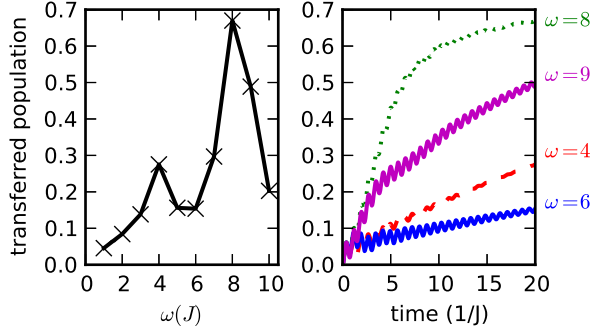


Figure 5: Transferred population from site 1 to site 2 (a) as a function of vibrational frequency after a time $20/J$ and (b) as a function of time for frequencies (from bottom to top) $\omega = 6J, 4J, 9J, 8J$. The dynamics were calculated with a quantized vibration. Fixed parameters are $\Delta = 8J$, $\lambda = 0.2J$, $\gamma = 2J/3$ and $\beta = 0.1/J$. The two maxima found in Fig. 2 are reproduced in this calculation.

oscillator spectral density gives rise to fluctuations damped with a characteristic time scale $\tau = 2/\gamma$, so we set $\gamma = 2J/3$. Indeed, the two maxima in the transferred population are reproduced, showing the value of our simplified approach in predicting the behavior of the system. In the right panel of Fig. 5 the effect of the finite temperature is seen. At long times, the site populations reach thermal equilibrium instead of the value of 0.5 found in the classical calculation reported in Fig. 3. Essentially, the same effects are also found at much lower temperature, though not shown here.

Acknowledgements

We thank T. Avila for carefully reading the manuscript. AGD thanks J. Moix and J. Cerrillo-Moreno for helpful discussions. The work at MIT was supported as part of the Center for Excitonics, an Energy Frontier Research Center funded by the U.S. Department of Energy, Office of Science, Basic Energy Sciences under Award # de-sc0001088. The work at LBNL and U.C. Berkeley was supported by the Director, Office of Science, Office of Basic Energy Sciences, of the USA Department of Energy under contract DE-AC02-05CH11231 and the Division of Chemical Sciences, Geosciences and Biosciences Division, Office of Basic Energy Sciences through grant DE-AC03-76SF000098.

References

- (1) Tiwari, V.; Peters, W. V.; Jonas, D. M. Electronic resonance with anticorrelated pigment vibrations drives photosynthetic energy transfer outside the adiabatic framework. *Proc. Natl. Acad. Sci. U.S.A.* **2013**, *110*, 1203-1208.
- (2) Fuller, F. D.; Pan, J.; Senlik, S. S.; Wilcox, D. E.; Ogilvie, J. P. Observation of Coherence in the Photosystem II Reaction Center. arXiv:1310.1111.
- (3) Romero, E.; Augulis, R.; Novoderezhkin, V. I.; Ferretti, M.; Thieme, J.; Zigmantas, D.; Grondelle, R. V. Quantum coherence in photosynthesis for efficient solar-energy conversion. *Nat. Phys.* **2014**, *10*, 676-682.
- (4) Engel, G. S.; Calhoun, T. R.; Read, E. L.; Ahn, T. K.; Mančal, T.; Cheng, Y. C.; Blankenship, R. E.; Fleming, G. R. Evidence for wavelike energy transfer through quantum coherence in photosynthetic systems. *Nature* **2007**, *446*, 782-786.
- (5) Collini, E.; Scholes, G. D. Coherent Intrachain Energy Migration in a Conjugated Polymer at Room Temperature. *Science* **2009**, *323*, 369-373.
- (6) Collini, A.; Wong, C. Y.; Wilk, K. E.; Curmi, P. M. G.; Brumer, P.; Scholes, G. D. Coherently wired light-harvesting in photosynthetic marine algae at ambient temperature. *Nature* **2010**, *463*, 644-647.
- (7) Plenio, M. B.; Huelga, S. F. Dephasing-assisted transport: quantum networks and biomolecules. *New. J. Phys.* **2008**, *10*, 113019.
- (8) Wu, J.; Liu, F.; Shen, Y.; Cao, J.; Silbey, R. J. Efficient energy transfer in light-harvesting systems, I: optimal temperature, reorganization energy and spatial-temporal correlations. *New. J. Phys.* **2010**, *12*, 105012.
- (9) Dijkstra, A. G.; Jansen, T. I. C.; Knoester, J. Localization and coherent dynamics of excitons

- in the two-dimensional optical spectrum of molecular J-aggregates. *J. Chem. Phys.* **2008**, *128*, 164511.
- (10) Schlau-Cohen, G. S.; Ishizaki, A.; Calhoun, T. R.; Ginsberg, N. S.; Ballottari, M.; Bassi, R.; Fleming, G. R. Elucidation of the timescales and origins of quantum electronic coherence in LHCII. *Nat. Chem.* **2012**, *4*, 389-395.
- (11) Adolphs, J.; Renger, T. How Proteins Trigger Excitation Energy Transfer in the FMO Complex of Green Sulfur Bacteria. *Biophys. J.* **2006**, *91*, 2778-2797.
- (12) Olbrich, C.; Jansen, T.I.C.; Liebers, J.; Aghtar, M.; Strümpfer, J.; Schulten, K.; Knoester, J.; Kleinekathöfer, U. From atomistic modeling to excitation transfer and two-dimensional spectra of the FMO light-harvesting complex. *J. Phys. Chem. B* **2011**, *115*, 8609-8621.
- (13) Valleau, S.; Eisfeld, A.; Aspuru-Guzik, A. On the alternatives for bath correlators and spectral densities from mixed quantum-classical simulations. *J. Chem. Phys.* **2012**, *137*, 224103.
- (14) Gelin, M. F.; Egorova, D.; Domcke, W. Exact quantum master equation for a molecular aggregate coupled to a harmonic bath. *Phys. Rev. E* **2011**, *84*, 041139.
- (15) Christensson, N.; Kauffmann, H. F.; Pullerits, T.; Mančal, T. Origin of Long-Lived Coherences in Light-Harvesting Complexes. *J. Phys. Chem. B* **2012**, *116*, 7449-7454.
- (16) Nalbach, P.; Braun, D.; Thorwart, M. Exciton transfer dynamics and quantumness of energy transfer in the Fenna-Matthews-Olson complex. *Phys. Rev. E* **2011**, *84*, 041926.
- (17) Chin, A. W.; Prior, J.; Rosenbach, R.; Caycedo-Soler, F.; Huelga, S. F.; Plenio, M. B. The role of non-equilibrium vibrational structures in electronic coherence and recoherence in pigment-protein complexes. *Nat. Phys.* **2013**, *9*, 113-118.
- (18) Sharp, L. Z.; Egorova, D. Towards microscopic assignment of oscillative signatures in two-dimensional electronic photon-echo signals of vibronic oligomers: A vibronic dimer model. *J. Chem. Phys.* **2013**, *139*, 144304.

- (19) Kreisbeck, C.; Kramer, T. Long-Lived Electronic Coherence in Dissipative Exciton Dynamics of Light-Harvesting Complexes. *J. Phys. Chem. Lett.* **2012**, *3*, 2828-2833.
- (20) del Rey, M.; Chin, A. W.; Huelga, S. F.; Plenio, M. B. Exploiting Structured Environments for Efficient Energy Transfer: The Phonon Antenna Mechanism. *J. Phys. Chem. Lett.* **2013**, *4*, 903-907.
- (21) Malyshev, A. V.; Malyshev, V. A.; Knoester, J. Probing Quantum-Mechanical Level Repulsion in Disordered Systems by Means of Time-Resolved Selectively Excited Resonance Fluorescence. *Phys. Rev. Lett.* **2007**, *98*, 087401.
- (22) Wu, J.; Silbey, R. J.; Cao, J. Generic Mechanism of Optimal Energy Transfer Efficiency: A Scaling Theory of the Mean First-Passage Time in Exciton Systems. *Phys. Rev. Lett.* **2013**, *110*, 200402.
- (23) Anderson, P. W. A Mathematical Model for the Narrowing of Spectral Lines by Exchange or Motion. *J. Phys. Soc. Jpn.* **1954**, *9*, 316-339.
- (24) Kubo, R. Note on the Stochastic Theory of Resonance Absorption. *J. Phys. Soc. Jpn.* **1954**, *9*, 935-944.
- (25) Ishizaki, A.; Fleming, G. R. Theoretical examination of quantum coherence in a photosynthetic system at physiological temperature. *Proc. Natl. Acad. Sci. U.S.A.* **2009**, *106*, 17255-17260.
- (26) Press, W. H.; Teukolsky, S. A.; Vetterling, W. T.; Flannery, B. *Numerical Recipes in C++: the Art of Scientific Computing*; Cambridge University Press: Cambridge, U.K., 2002.
- (27) Moix, J. M.; Khasin, M.; Cao, J. Coherent quantum transport in disordered systems: I. The influence of dephasing on the transport properties and absorption spectra on one-dimensional systems. *New. J. Phys.* **2013**, *15*, 085010.

- (28) Koli, A.; O'Reilly, E. J.; Scholes, G. D.; Olaya-Castro, A. The fundamental role of quantized vibrations in coherent light harvesting by cryptophyte algae. *J. Chem. Phys.* **2012**, *137*, 174109.
- (29) Cao, J. Effects of bath relaxation on dissipative two-state dynamics. *J. Chem. Phys.* **2000**, *112*, 6719.
- (30) Wu, J.; Cao, J. Higher-order kinetic expansion of quantum dissipative dynamics,: Mapping quantum networks to kinetic networks.. *J. Chem. Phys.* **2013**, *139*, 044102.
- (31) Dijkstra, A. G.; Tanimura, Y. Correlated fluctuations in the exciton dynamics and spectroscopy of DNA. *New J. Phys.* **2010**, *12*, 055005.
- (32) Tanaka, M.; Tanimura, Y. Quantum Dissipative Dynamics of Electron Transfer Reaction System: Nonperturbative Hierarchy Equations Approach. *J. Phys. Soc. Jpn.* **2009**, *78*, 073802.

