

MIT Open Access Articles

Coherent quantum transport in disordered systems: A unified polaron treatment of hopping and band-like transport

The MIT Faculty has made this article openly available. **Please share** how this access benefits you. Your story matters.

Citation: Lee, Chee Kong, Jeremy Moix, and Jianshu Cao. "Coherent Quantum Transport in Disordered Systems: A Unified Polaron Treatment of Hopping and Band-like Transport." The Journal of Chemical Physics 142.16 (2015): 164103. © 2015 AIP Publishing LLC

As Published: <http://dx.doi.org/10.1063/1.4918736>

Publisher: American Institute of Physics (AIP)

Persistent URL: <http://hdl.handle.net/1721.1/110554>

Version: Final published version: final published article, as it appeared in a journal, conference proceedings, or other formally published context

Terms of Use: Article is made available in accordance with the publisher's policy and may be subject to US copyright law. Please refer to the publisher's site for terms of use.



Coherent quantum transport in disordered systems: A unified polaron treatment of hopping and band-like transport

Chee Kong Lee, Jeremy Moix, and Jianshu Cao

Citation: *The Journal of Chemical Physics* **142**, 164103 (2015); doi: 10.1063/1.4918736

View online: <http://dx.doi.org/10.1063/1.4918736>

View Table of Contents: <http://scitation.aip.org/content/aip/journal/jcp/142/16?ver=pdfcov>

Published by the [AIP Publishing](#)

Articles you may be interested in

[Disorder-tuned charge transport in organic semiconductors](#)

Appl. Phys. Lett. **102**, 083304 (2013); 10.1063/1.4793399

[Monte Carlo simulation based on dynamic disorder model in organic semiconductors: From coherent to incoherent transport](#)

J. Chem. Phys. **136**, 234106 (2012); 10.1063/1.4729310

[Small polaron hopping conduction mechanism in Fe doped LaMnO₃](#)


J. Chem. Phys. **135**, 054501 (2011); 10.1063/1.3615720

[Polaron relaxation related to localized charge carriers in Ca Cu₃ Ti₄ O₁₂](#)

Appl. Phys. Lett. **90**, 142905 (2007); 10.1063/1.2719608

[Hopping dynamics of ions and polarons in disordered materials: On the potential of nonlinear conductivity spectroscopy](#)

J. Chem. Phys. **117**, 1320 (2002); 10.1063/1.1484381



Launching in 2016!

The future of applied photonics research is here

OPEN
ACCESS

AIP | APL
Photonics

Coherent quantum transport in disordered systems: A unified polaron treatment of hopping and band-like transport

Chee Kong Lee,^{1,2} Jeremy Moix,¹ and Jianshu Cao^{1,a)}

¹*Department of Chemistry, Massachusetts Institute of Technology, Cambridge, Massachusetts 02139, USA*

²*Centre for Quantum Technologies, National University of Singapore, 117543 Singapore*

(Received 23 December 2014; accepted 7 April 2015; published online 24 April 2015)

Quantum transport in disordered systems is studied using a polaron-based master equation. The polaron approach is capable of bridging the results from the coherent band-like transport regime governed by the Redfield equation to incoherent hopping transport in the classical regime. A non-monotonic dependence of the diffusion coefficient is observed both as a function of temperature and system-phonon coupling strength. In the band-like transport regime, the diffusion coefficient is shown to be linearly proportional to the system-phonon coupling strength and vanishes at zero coupling due to Anderson localization. In the opposite classical hopping regime, we correctly recover the dynamics described by the Fermi's Golden Rule and establish that the scaling of the diffusion coefficient depends on the phonon bath relaxation time. In both the hopping and band-like transport regimes, it is demonstrated that at low temperature, the zero-point fluctuations of the bath lead to non-zero transport rates and hence a finite diffusion constant. Application to rubrene and other organic semiconductor materials shows a good agreement with experimental mobility data. © 2015 AIP Publishing LLC. [<http://dx.doi.org/10.1063/1.4918736>]

I. INTRODUCTION

Quantum transport in disordered systems governs a host of fundamental physical processes including the efficiency of light harvesting systems, organic photovoltaics, conducting polymers, and J-aggregate thin films.^{1–14} However, our theoretical understanding of these processes is still lacking in many cases. At the most basic level, one may describe the energy transport as a quantum diffusion process occurring in a system that is influenced by both static disorder and thermal fluctuations. Theories based on Fermi's Golden Rule (FGR), i.e., the Marcus or Förster rate expressions, are often used to study the transport properties of disordered organic systems, but only in very few cases, such as the transport in organic crystals, do the dynamics reside in a regime that is amenable to perturbative treatments.¹⁵ More commonly, the coupling between the excitonic system and the environment is neither large nor small so that these perturbative treatments often yield qualitatively incorrect results. This is particularly true in the case of biological light harvesting complexes which are among the most efficient energy transporting systems currently known.

Recently, we used the Haken-Strobl model¹⁶ and an approximate stochastic Schrödinger equation¹⁷ to study the energy transport processes in one-dimensional disordered systems. However, the Haken-Strobl model represents a vast simplification of the true dynamics that is applicable only in the high temperature Markovian limit, while the approximate stochastic Schrödinger equation is only valid in the weak system-phonon coupling regime and fails to correctly reproduce the classical hopping dynamics at high temperature. Here, we present a complete characterization of the transport

properties over the entire range of phonon bath parameters through the development of an efficient and accurate secular polaron-transformed Redfield equation (sPTRE). In contrast to many standard perturbative treatments, the sPTRE allows one to treat systems that are strongly coupled to the phonon baths. Furthermore, the sPTRE is still very accurate even if the system and bath are not strongly coupled provided that the bath relaxation time is sufficiently short.^{18,19} This approach allows us to explore many interesting features of the dynamics that were previously inaccessible.

In the high temperature, incoherent regime, we recover the known scaling relations of hopping transport that are obtained from FGR. If the bath relaxation time is fast, then the diffusion constant, D , decreases with temperature as T^{-1} as was found in the previous Haken-Strobl analysis. However, as the bath relaxation time slows, the FGR reduces to the Marcus rates, and the temperature scaling of the diffusion constant transitions to $D \propto T^{-1/2}$. However, these relations hold only in the high-temperature/strong-coupling limit where the dynamics is incoherent. As the temperature or system-bath coupling decreases, quantum coherence begins to play a role and the FGR results quickly break down, leading to a significant underestimation of the true transport rate. In the sufficiently weak damping regime, the sPTRE results reduce to those of band-like transport governed by the standard secular Redfield equation (sRE), wherein the diffusion coefficient can be shown to increase linearly with the system-phonon coupling strength. The sRE rates also demonstrate that transport occurs—even at zero temperature—provided that the system-phonon coupling is finite, due to the dephasing interactions from the phonon bath.

This paper is organized as follows. We describe the sPTRE used to compute the diffusion coefficient in an infinite,

^{a)}Electronic address: jianshu@mit.edu

disordered one-dimensional chain in Sec. II. In the following Sec. III, the numerical results are presented and compared with the results from standard sRE and FGR approaches in the weak and strong coupling regimes, respectively. The limiting results allow for the accurate determination of the respective scaling relations of the diffusion coefficient in each case. The sPTRE is used to study some common organic semiconductor materials in Sec. IV. Finally, we conclude with a summary of the results in Sec. V.

II. THEORY

The total Hamiltonian in the open quantum system formalism is given by (we set $\hbar = 1$ throughout the paper)

$$H_{\text{tot}} = H_s + H_b + H_{\text{sb}}, \quad (1)$$

where the three terms represent Hamiltonians of the system, the phonon bath, and system-bath coupling, respectively. The system is described by a tight binding, Anderson Hamiltonian $H_s = \sum_n \epsilon_n |n\rangle\langle n| + \sum_{m \neq n} J_{mn} |m\rangle\langle n|$, where $|n\rangle$ denotes the site basis and J_{mn} is the electronic coupling between site m and site n . Here, we only consider one dimensional systems with nearest-neighbor coupling such that $J_{mn} = J(\delta_{m,n+1} + \delta_{m+1,n})$. The static disorder is introduced by taking the site energies, ϵ_n , to be independent, identically distributed Gaussian random variables characterized by their variance $\sigma_n^2 = \overline{\epsilon_n \epsilon_n}$. The overline is used throughout to denote the average over static disorder. We assume that each site is independently coupled to its own phonon bath in the local basis. Thus, $H_b = \sum_{nk} \omega_{nk} b_{nk}^\dagger b_{nk}$ and $H_{\text{sb}} = \sum_{nk} g_{nk} |n\rangle\langle n| (b_{nk}^\dagger + b_{nk})$, where ω_{nk} and $b_{nk}^\dagger (b_{nk})$ are the frequency and the creation (annihilation) operator of the k -th mode of the bath attached to site n with coupling strength g_{nk} , respectively.

Applying the polaron method to study the dynamics of open quantum systems was first proposed by Grover and Silbey.²⁰ This approach has gained a renewed attention due to the recent interest in energy transfer in light harvesting systems^{21–23} and has been extended to study non-equilibrium quantum transport.²⁴ In this work, we will use a variant of the polaron based master equation which has the same structure as the popular Redfield equation.

In the polaron technique, the unitary transformation operator, $e^S = e^{\sum_{nk} \frac{g_{nk}}{\omega_{nk}} |n\rangle\langle n| (b_{nk}^\dagger - b_{nk})}$, is applied to the total Hamiltonian

$$\tilde{H}_{\text{tot}} = e^S H_{\text{tot}} e^{-S} = \tilde{H}_s + \tilde{H}_b + \tilde{H}_{\text{sb}}, \quad (2)$$

where $\tilde{H}_s = \sum_n \epsilon_n |n\rangle\langle n| + \sum_{m \neq n} \kappa_{mn} J_{mn} |m\rangle\langle n|$, $\tilde{H}_{\text{sb}} = \sum_{n \neq m} J_{mn} |m\rangle\langle n| V_{mn}$, and $\tilde{H}_b = H_b = \sum_{nk} \omega_{nk} b_{nk}^\dagger b_{nk}$. The electronic coupling is renormalized by a constant, $\kappa_{mn} = e^{-\frac{1}{2} \sum_k \left[\frac{g_{mk}^2}{\omega_{mk}^2} \coth(\beta \omega_{mk}/2) + \frac{g_{nk}^2}{\omega_{nk}^2} \coth(\beta \omega_{nk}/2) \right]}$, with the inverse thermal energy $\beta = 1/k_B T$. The bath coupling operator now becomes $V_{mn} = e^{\sum_{nk} \frac{g_{mk}}{\omega_{mk}} (b_{mk}^\dagger - b_{mk})} e^{-\sum_k \frac{g_{nk}}{\omega_{nk}} (b_{nk}^\dagger - b_{nk})} - \kappa_{mn}$, and is constructed such that its thermal average is zero, i.e., $\text{tr}_b[V_{mn} e^{-\beta H_b}] = 0$. Additionally, we assume the coupling constants are identical across all sites $g_{nk} = g_k$. Motivated by its relevance in quantum dots and light harvesting systems, we choose a super-Ohmic spectral density,^{25–27} $J(\omega) = \pi \sum_k g_k^2$

$\delta(\omega - \omega_k) = \gamma \omega^3 e^{-\omega/\omega_c}$, where γ is the dissipation strength and ω_c is the cut-off frequency.

A detailed derivation of sPTRE is given in Appendix A, here we only summarize the main results. A perturbation approximation is applied in terms of the transformed system-bath coupling leading to a sPTRE for the transformed reduced density matrix, $\tilde{\rho}_s$,

$$\frac{d\tilde{\rho}_{\nu\nu}(t)}{dt} = \sum_{\nu'} R_{\nu\nu,\nu'\nu'} \tilde{\rho}_{\nu'\nu'}(t), \quad (3)$$

$$\frac{d\tilde{\rho}_{\mu\nu}(t)}{dt} = (-i\omega_{\nu\mu} + R_{\mu\nu,\mu\nu}) \tilde{\rho}_{\mu\nu}(t), \quad \nu \neq \mu, \quad (4)$$

where the Markov and secular approximations have also been employed. The Greek indices denote the eigenstates of the polaron transformed system Hamiltonian, i.e., $\tilde{H}_s |\mu\rangle = \tilde{E}_\mu |\mu\rangle$ and $\omega_{\mu\nu} = \tilde{E}_\mu - \tilde{E}_\nu$. The Redfield tensor, $R_{\mu\nu,\mu'\nu'}$, describes the phonon-induced relaxation and can be expressed as

$$R_{\mu\nu,\mu'\nu'} = \Gamma_{\nu'\nu,\mu\mu'} + \Gamma_{\mu'\mu,\nu\nu'}^* - \delta_{\nu\nu'} \sum_\kappa \Gamma_{\mu\kappa,\kappa\mu'} - \delta_{\mu\mu'} \sum_\kappa \Gamma_{\nu\kappa,\kappa\nu'}^*, \quad (5)$$

$$\Gamma_{\mu\nu,\mu'\nu'} = \sum_{mnm'n'} J_{mn} J_{m'n'} \langle \mu | m \rangle \langle n | \nu \rangle \langle \mu' | m' \rangle \langle n' | \nu' \rangle \times K_{mn,m'n'}(\omega_{\nu'\mu'}), \quad (6)$$

where $K_{mn,m'n'}(\omega)$ is the half-Fourier transform of the bath correlation function

$$K_{mn,m'n'}(\omega) = \int_0^\infty e^{i\omega t} \langle V_{mn}(t) V_{m'n'}(0) \rangle_{H_b} dt \quad (7)$$

and $\langle V_{mn}(t) V_{m'n'}(0) \rangle_{H_b} = \text{tr}_b[e^{-\beta H_b} V_{mn}(t) V_{m'n'}(0)] / \text{tr}_b[e^{-\beta H_b}]$. Since the system is disordered and we are mainly interested in the long time dynamics, the Markov and secular approximations do not incur a significant loss of accuracy. Comparison of the dynamics computed with and without these approximations shows little discrepancy (see Appendix A). It should be noted that the transformed reduced density matrix, $\tilde{\rho}_s$, is different from the reduced density matrix in the original frame, ρ_s . However, for the transport properties studied here, only the population dynamics is needed which is invariant under the polaron transformation since $\tilde{\rho}_{nn}(t) = \rho_{nn}(t)$.

Numerical Details—The numerical simulations were performed in a one-dimensional chain of 250–300 sites and averaged over 100–500 realizations of static disorder sampled from a Gaussian distribution with variance $\sigma = 1$. The number of realizations needed for convergence is highly dependent on the temperature; more samples are needed in the low temperature regime. The system is initialized with a localized excitation at the middle of the chain. In the presence of both disorder and dissipation, we find empirically that after an initial transient time that is approximately proportional to $J^3 \beta / \gamma$, the mean square displacement, $\langle R^2(t) \rangle = \sum_n n^2 \rho_{nn}(t)$, grows linearly with time, where the origin is defined such that $\langle R^2(0) \rangle = 0$. Within the timescale of the simulations, the number of sites is sufficient such that no significant boundary effect is observed. The diffusion constant, D , can then be defined as $\lim_{t \rightarrow \infty} \langle R^2(t) \rangle = 2Dt$. The electronic coupling $J = 1$ sets the energy scale, and quantities throughout are implicitly stated in units of J .

III. RESULTS

We first investigate the effect of the dissipation strength, γ , on the diffusion constant in Figure 1. A non-monotonic dependence of D as a function of γ is observed, consistent with the previous studies using the Haken-Strobl model.¹⁶ Without coupling to the bath, there is no macroscopic transport since all the wavefunctions in the one-dimensional disordered system are Anderson localized. Introducing dissipation destroys the phase coherence that gives rise to localization, allowing for transport to occur. Therefore in the weak coupling regime, increasing γ leads to faster transport as is readily apparent from the Redfield rates in Eq. (6), and thus D increases linearly with γ . In the opposite regime of strong coupling, the coherence generated between sites is quickly destroyed and the quantum transport reduces to a classical hopping dynamics between neighboring sites. In this regime, the dissipation strength effectively acts as classical friction that impedes the transport²⁸ leading D to behave as a decreasing function of γ as is observed in Figure 1. The interplay between static disorder and dissipation thus gives rise to an optimal dissipation strength for transport. In Figure 1(a), it is seen that the maximal diffusive rate both increases and shifts to smaller coupling strengths as the temperature increases since thermal fluctuations also assist the quantum system to overcome the localization barriers in the weak coupling regime. For comparison, we also include the results from the sRE in the weak coupling regime. For small γ and T , the sRE provides a reliable description of the transport properties but starts to breakdown as γ (or T) increases leading to an unphysical $D \propto \gamma$ dependence. The breakdown of the sRE has been discussed by Ishizaki and Fleming for a two-site model²⁹ and by Wu *et al.* for Fenna-Matthews-Olson (FMO) complex.³⁰

Figure 1(b) depicts D as a function of γ for different bath cut-off frequencies. It is found that the large γ scaling of D is highly dependent on the relaxation time of the bath. For a fast bath, the rates decrease approximately as $1/\gamma$ consistent with our previous analysis of the Haken-Strobl model.¹⁶ However, as the bath frequency decreases, a transition from the $1/\gamma$ dependence to $1/\sqrt{\gamma}$ dependence is observed. This

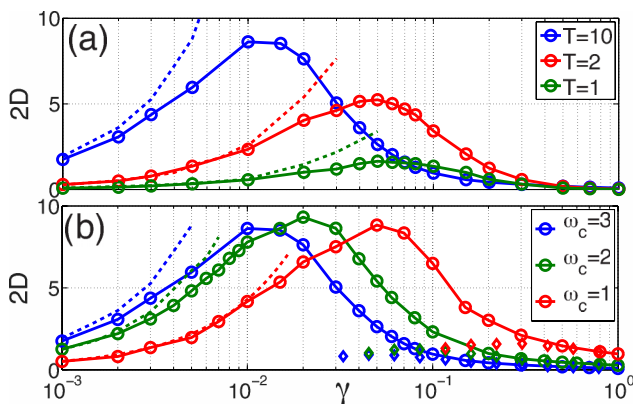


FIG. 1. The diffusion constant as a function of the dissipation strength, γ . The dashed lines display the corresponding results from the sRE, while diamond symbols depict the results of the FGR rates given in Eq. (8). (a) Results for different temperatures and a fast bath $\omega_c = 3$. (b) Results for different cut-off frequencies and $T = 10$.

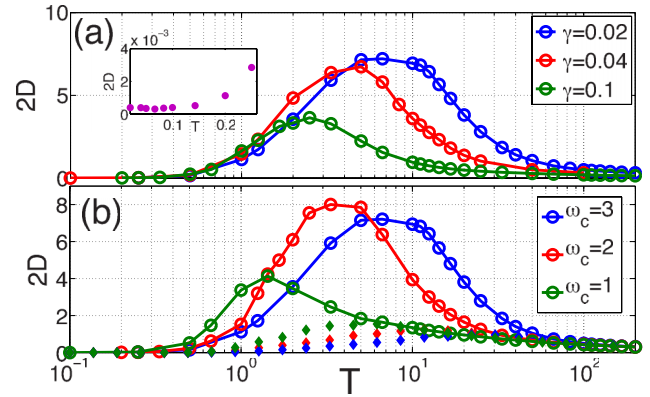


FIG. 2. The diffusion constant as a function of temperature. (a) Results for different values of dissipation strength and a fast bath $\omega_c = 3$. The inset shows the diffusion constant calculated with the sRE near zero temperature and $\gamma = 0.01$. (b) Results for different cut-off frequencies and a constant reorganization energy of $\int_0^\infty \frac{J(\omega)}{\omega} = 1.08$. The diamond symbols depict the results of the FGR rates as given by Eq. (8).

can be rationalized by noting that in the high temperature and strong damping regime, the dynamics are incoherent and can be described by classical hopping between nearest neighbors. Then, the hopping rate between sites m and n is accurately determined from FGR,

$$k_F(\Delta_{mn}) = J_{mn}^2 \kappa_{mn}^2 \text{Re} \int_{-\infty}^{\infty} dt e^{i\Delta_{mn}t} [e^{g(t)} - 1] \quad (8)$$

and

$$g(t) = 2 \int_0^\infty \frac{d\omega}{\pi} \frac{J(\omega)}{\omega^2} \left[\coth \frac{\beta\omega}{2} \cos \omega t - i \sin \omega t \right], \quad (9)$$

where $\Delta_{mn} = \epsilon_m - \epsilon_n$ is the activation barrier and J_{mn} is the electronic coupling. In the slow bath limit, the above expression reduces to the Marcus rate $k_M(\Delta) \approx \frac{\pi}{2} J^2 \sqrt{\frac{\beta}{\gamma\omega_c^3}}$ $e^{-\frac{\beta(\pi\Delta - 4\gamma\omega_c^3)^2}{16\pi\gamma\omega_c^3}}$ which captures the correct $1/\sqrt{\gamma T}$ dependence of the rate. Defining the energy transfer time as the inverse of the rate, $\tau_F(\Delta) = 1/k_F(\Delta)$, static disorder can be introduced by averaging $\tau_F(\Delta)$ over the Gaussian distribution of static disorder: $\overline{\tau_F} = \int P(\Delta) \tau_F(\Delta) d\Delta$ where $P(\Delta) = \frac{1}{\sigma'\sqrt{2\pi}} e^{-\Delta^2/2\sigma'^2}$ and

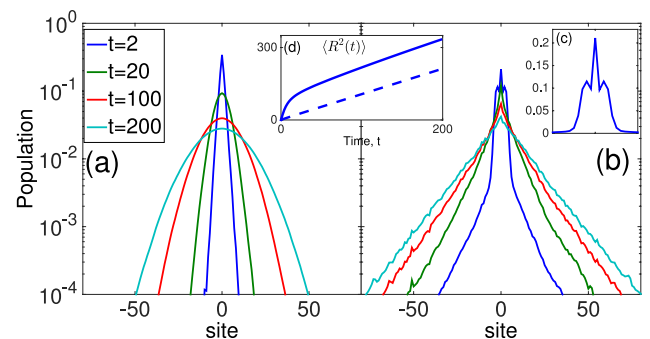


FIG. 3. Time evolution of the probability distribution profiles for $\gamma = 0.02$, $\omega_c = 3$ and (a) high temperature, $T = 50$, or (b) low temperature $T = 1$. The diffusion constant is $2D \approx 1.1$ in both cases. The inset (c) shows the low temperature wavelike population profile at $t = 2$ in linear scale. The inset (d) shows the respective mean-squared displacements $\langle R^2(t) \rangle$ for $T = 1$ (solid) and $T = 50$ (dashed).

TABLE I. The mobility (in cm^2/Vs) of organic semiconductor materials calculated with different methods at $\hbar\omega_c = 62$ meV, $T = 300$ K, $\sigma = 111.6$ meV, and the respective electronic coupling, J , and reorganization energy, $\lambda = \int \frac{J(\omega)}{\omega}$. The experimental values of the mobility are taken from Refs. 38 and 39.

	J (meV)	λ (meV)	μ_{sPTRE}	μ_{Redfield}	μ_{FGR}	$\mu_{\text{experiment}}$
Rubrene	95.73	146	11.1	41.2	0.33	3–15
Pentacene	90.69	92	0.73	2.0	0.045	0.66–2.3
PBI-F ₂	2.4	213	2.2×10^{-5}	1.2×10^{-3}	2.0×10^{-5}	...
PBI-(C ₄ F ₉) ₂	97.7	339	0.61	104	0.25	...

$\sigma^2 = \overline{\Delta_{mn}^2} = 2\sigma^2$. The disorder-averaged golden rule rate can then be obtained using $\overline{k_F} = 1/\overline{\tau_F}$ and is plotted in Figure 1(b). While it is seen to capture the correct scaling of D in the overdamped regime, it significantly underestimates the transport in the small and intermediate damping regimes. As the dynamics becomes more coherent, the classical hopping rate between sites provides a qualitatively incorrect description of the transport. In the sufficiently weak dephasing regime, the dynamics from the sPTRE reduce to those of the standard sRE (dashed lines in Figure 1(b)).

While the γ dependence of D provides many physical insights, the temperature dependence is more experimentally accessible and is presented in Figure 2. Similar to the γ dependence, D exhibits a non-monotonic dependence of T and the high T scaling is sensitive to the cut-off frequency of the bath, as shown in Figure 2(b). At high temperature, we observe D decreases as $1/\sqrt{T}$ for a slow bath as predicted by the Marcus theory, while for a fast bath, we recover the Haken-Strobl scaling of $1/T$. The system-bath coupling strengths shown in Figure 2(a) lie to the right of the maxima in Figure 1. Hence, D decreases as γ increases in the high temperature regime. In the opposite low temperature regime, the intermediate coupling results shown in Figure 2(a) are beyond the reach of the sRE. Thus, D does not increase at a rate proportional to γ as might be expected. However, the results here also do not agree with the Marcus formula where one would expect the transport rate to decrease as $1/\sqrt{\gamma T}$, but instead the diffusion constants are nearly independent of γ . This low temperature, intermediate coupling regime is not adequately described by either of the perturbative methods. At zero temperature, quantum fluctuations from the thermal environment are still present to destroy the Anderson localization and allow for transport to occur, albeit at a very slow rate. This leads to a small but finite value of D as seen in the inset of Figure 2(a).

In addition to the steady state transport properties, it is also useful to explore the dynamics of noisy, disordered systems. Figure 3 displays the average population probability distribution at high and low temperatures for an initial excitation located at the center of the disordered chain. The temperatures are selected such that the diffusion constants in Figures 3(a) and 3(b) are approximately the same, $2D \approx 1.1$. In the high temperature case, the coherence is quickly destroyed by dissipation, no wavelike motion is observed in the time scale plotted. While the population distribution appears exponential at short times—which is a signature of Anderson localization—the exponential behavior quickly transitions to a Gaussian profile indicating the onset of the diffusive regime. The population dynamics at low temperature in Figure 3(b)

is qualitatively different. At short times, the distribution near the center of the chain (Figure 3(c)) displays wavelike motion characteristic of free-particle dynamics while the tails decay exponentially. The wavelike motion disappears at intermediate times but the localization peak near the center persists. Although the exponential tail eventually disappears, the transition of the population distribution to a Gaussian form is slow and takes place long after a reliable estimate of D can be obtained ($\langle R^2 \rangle \propto t$), as shown in inset of the Figure 3(d).

IV. APPLICATIONS

It is interesting to compare estimates of the transport properties in real material systems from the sPTRE with the approximate FGR and sRE rates that are often assumed to hold. For example, predictions of the charge mobility, $\mu = \frac{eD}{k_B T}$, of several commonly used organic semiconductors are presented in Table I. The parameters are taken from Ref. 31 and we use the 1D model described in Secs. II and III to model the charge transport along the direction with the largest electronic coupling. Despite using a vastly simplified model (1D instead of 3D), the mobility calculated with the sPTRE is in reasonable agreement with the available experimental values for rubrene and pentacene. In these two materials, the electronic couplings are comparable to the reorganization energies, a regime that is beyond the validity of both the sRE and the FGR. As a result, the sRE leads to a substantial overestimation of the mobility and the commonly used FGR leads to a significant underestimation because of the neglect of quantum coherence. For PBI-F₂ and PBI-(C₄F₉)₂, the mobilities calculated with the sPTRE and FGR are similar in magnitude. This is due to the fact that the reorganizational energies are significantly larger than the electronic couplings, quantum coherence is quickly destroyed, and transport occurs via hopping mechanism between two neighboring sites. In this regime, FGR is sufficient to model the transport properties.

V. CONCLUSION

We have developed a polaron-transformed Redfield equation to systematically study the transport properties of disordered systems in the presence of quantum phonon modes and established scaling relations for the diffusion coefficients at both limits of the temperature and system-bath coupling strength. The results presented here constitute one of the first studies of quantum transport in extended disordered systems over the complete range of phonon bath parameters. The sPTRE provides a general framework to establish a unified

understanding of the transport properties of a wide variety of systems including light-harvesting complexes, organic photovoltaics, conducting polymers, and J-aggregate thin films. Finally, the polaron transformation employed in this paper is limited to spectral densities that decay faster than ω^2 at $\omega \rightarrow 0$ (e.g., a super-ohmic spectrum employed in this paper) since the correlation function contains a ω^{-2} divergence. This problem can be circumvented by employing a variational version of the polaron technique that performs an optimized, partial polaron displacement by minimizing the system-plus-bath free energy.^{32,33}

ACKNOWLEDGMENTS

This work was supported by the NSF (Grant No. CHE-1112825) and DARPA (Grant No. N99001-10-1-4063). C. K. Lee acknowledges support by the Ministry of Education (MOE) and National Research Foundation of Singapore. J. Moix has been supported by the Center for Excitonics, an Energy Frontier Research Center funded by the US Department of Energy, Office of Science, Office of Basic Energy Sciences under Award No. DE-SC0001088.

APPENDIX A: DERIVATION OF THE POLARON-TRANSFORMED MASTER EQUATION

The total Hamiltonian of the system and the bath is

$$\begin{aligned} H_{tot} &= H_s + H_b + H_{sb}, \\ &= \sum_n \epsilon_n |n\rangle\langle n| + \sum_{m \neq n} J_{mn} |m\rangle\langle n| + \sum_n \sum_k \omega_{nk} b_{nk}^\dagger b_{nk} \\ &\quad + \sum_n \sum_k g_{nk} |n\rangle\langle n| (b_{nk}^\dagger + b_{nk}), \end{aligned} \quad (\text{A1})$$

where $|n\rangle$ denotes the site basis, ϵ_n is the site energy, and J_{nm} is the electronic coupling between site n and site m . Each site is independently coupled to its own phonon bath in the local basis. The variable ω_{nk} and operator b_{nk}^\dagger (b_{nk}) are the frequency and the creation (annihilation) operator of the k -th mode of the bath attached to site n with coupling strength g_{nk} , respectively.

Applying the polaron transformation, $e^S = e^{\sum_{nk} \frac{g_{nk}}{\omega_{nk}} |n\rangle\langle n| (b_{nk}^\dagger - b_{nk})}$, to the total Hamiltonian, we obtain

$$\tilde{H}_{tot} = e^S H_{tot} e^{-S} = \tilde{H}_s + \tilde{H}_b + \tilde{H}_{sb}, \quad (\text{A2})$$

$$\tilde{H}_s = \sum_n \epsilon_n |n\rangle\langle n| + \sum_{m \neq n} \kappa_{mn} J_{mn} |m\rangle\langle n|, \quad (\text{A3})$$

$$\tilde{H}_b = H_b = \sum_n \sum_k \omega_{nk} b_{nk}^\dagger b_{nk}, \quad (\text{A4})$$

$$\tilde{H}_{sb} = \sum_{m \neq n} J_{mn} |m\rangle\langle n| V_{mn}, \quad (\text{A5})$$

where the electronic coupling is renormalized by the constant, $\kappa_{mn} = e^{-\frac{1}{2} \sum_k \frac{g_{mk}^2}{\omega_{mk}^2} \coth(\beta\omega_{mk}/2) - \frac{1}{2} \sum_k \frac{g_{nk}^2}{\omega_{nk}^2} \coth(\beta\omega_{nk}/2)}$ and $\beta = 1/k_B T$. Tildes are used to denote operators in the polaron frame. The bath coupling operator now becomes $V_{mn} = e^{\sum_k \frac{g_{mk}}{\omega_{mk}} (b_{mk}^\dagger - b_{mk})} e^{-\sum_k \frac{g_{nk}}{\omega_{nk}} (b_{nk}^\dagger - b_{nk})} - \kappa_{mn}$. The bath coupl-

ing term is constructed such that its thermal average is zero, $\text{tr}_b[V_{mn} e^{-\beta H_b}] = 0$. Assuming the coupling constants are identical across all sites $g_{nk} = g_k$ and introducing the spectral density $J(\omega) = \pi \sum_k g_k^2 \delta(\omega - \omega_k)$, the renormalization constant can then be written as $\kappa = \kappa_{mn} = e^{-\int_0^\infty \frac{d\omega}{\pi} \frac{J(\omega)}{\omega^2} \coth(\beta\omega/2)}$. Here, we use a super-Ohmic spectral density $J(\omega) = \gamma \omega^3 e^{-\omega/\omega_c}$ where γ is the dissipation strength and ω_c is the cut-off frequency.

To derive the master equation, let us first introduce the Hubbard operator $X_{v\mu} = |v\rangle\langle\mu|$, where $|v\rangle$ is the eigenstate of the transformed system Hamiltonian: $\tilde{H}_s |v\rangle = E_v |v\rangle$. The system reduced density matrix element can be conveniently obtained using the relation $\rho_{\mu\nu}(t) = \text{tr}_{s+b}[\rho_{s+b}(0) X_{v\mu}(t)]$, as will be done later. The Heisenberg equation of the Hubbard operator is given by

$$\frac{dX_{v\mu}(t)}{dt} = i[\tilde{H}_0(t), X_{v\mu}(t)] + i[\tilde{H}_{sb}(t), X_{v\mu}(t)], \quad (\text{A6})$$

where $\tilde{H}_0 = \tilde{H}_s + \tilde{H}_b$ is the free Hamiltonian. We can write the second term as

$$[\tilde{H}_{sb}(t), X_{v\mu}(t)] = U^\dagger(t) [\tilde{H}_{sb}, X_{v\mu}] U(t), \quad (\text{A7})$$

where the evolution operator is $U(t) = e^{-i\tilde{H}_0 t}$. We then use Kubo's identity³⁴ to expand $U(t)$ perturbatively in terms of \tilde{H}_{sb} ,

$$U(t) \approx e^{-i\tilde{H}_0 t} \left[1 - i \int_0^t ds \tilde{H}_{sb}(s) \right], \quad (\text{A8})$$

where hats over the operators are used to denote operators in the interaction picture, $\hat{O}(t) = e^{i\tilde{H}_0 t} O e^{-i\tilde{H}_0 t}$. Inserting the expansion into Eq. (A7) and keeping terms up to second order in \tilde{H}_{sb} , the Heisenberg equation, Eq. (A6), becomes

$$\begin{aligned} \frac{dX_{v\mu}(t)}{dt} &= i[\tilde{H}_0(t), X_{v\mu}(t)] + i[\hat{\tilde{H}}_{sb}(t), \hat{X}_{v\mu}(t)] \\ &\quad - \int_0^t ds [\hat{\tilde{H}}_{sb}(s), [\hat{\tilde{H}}_{sb}(t), \hat{X}_{v\mu}(t)]]. \end{aligned} \quad (\text{A9})$$

We multiply the initial condition, $\tilde{\rho}_{s+b}(0)$, to the RHS of Eq. (A9) and perform a total trace of both the system and bath, obtain an equation governing the dynamics of the system reduced density matrix elements,

$$\begin{aligned} \frac{d\tilde{\rho}_{\mu\nu}(t)}{dt} &= -i\omega_{\mu\nu} \tilde{\rho}_{\mu\nu}(t) - \int_0^t ds \text{tr}_{s+b} \\ &\quad \times \left([\hat{\tilde{H}}_{sb}(s), [\hat{\tilde{H}}_{sb}(t), \hat{X}_{v\mu}(t)]] \tilde{\rho}_{s+b}(0) \right), \end{aligned} \quad (\text{A10})$$

where $\omega_{\mu\nu} = E_\mu - E_\nu$. Assuming factorized initial conditions, $\tilde{\rho}_{s+b}(0) = \tilde{\rho}_s(0) \otimes \frac{e^{-\beta H_b}}{\text{tr}[e^{-\beta H_b}]}$ and substituting the expression of \tilde{H}_{sb} into Eq. (A10), we finally have the master equation after some manipulations,

$$\frac{d\tilde{\rho}_{\mu\nu}(t)}{dt} = -i\omega_{\mu\nu} \tilde{\rho}_{\mu\nu}(t) + \sum_{\mu'\nu'} R_{\mu\nu, \mu'\nu'}(t) \tilde{\rho}_{\mu'\nu'}(t), \quad (\text{A11})$$

where the Redfield tensor, $R_{\mu\nu, \mu'\nu'}(t)$, describes the phonon-

induced relaxation. It can be expressed as

$$R_{\mu\nu,\mu'\nu'}(t) = \Gamma_{\nu'\nu,\mu\mu'}(t) + \Gamma_{\mu'\mu,\nu\nu'}^*(t) - \delta_{\nu\nu'} \sum_{\kappa} \Gamma_{\mu\kappa,\kappa\mu'}(t) - \delta_{\mu\mu'} \sum_{\kappa} \Gamma_{\nu\kappa,\kappa\nu'}^*(t). \quad (\text{A12})$$

The damping rates have the form

$$\Gamma_{\mu\nu,\mu'\nu'}(t) = \sum_{mnm'n'} J_{mn} J_{m'n'} \langle \mu | m \rangle \langle n | \nu \rangle \langle \mu' | m' \rangle \langle n' | \nu' \rangle \times K_{mn,m'n'}(\omega_{\nu'\mu'}, t), \quad (\text{A13})$$

where $K_{mn,m'n'}(\omega, t)$ is the integrated bath correlation function,

$$K_{mn,m'n'}(\omega, t) = \int_0^t e^{i\omega t} \langle \widehat{V}_{mn}(t) \widehat{V}_{m'n'}(0) \rangle_{H_b} d\omega. \quad (\text{A14})$$

$\langle \bullet \rangle_H$ denotes the average over the thermal state $e^{-\beta H} / \text{tr}[e^{-\beta H}]$. Assuming a short bath correlation time, we can make the Markov approximation by taking the upper integration limit to infinity, making the damping rate a half-Fourier transform of the bath correlation function. The bath correlation function is given by³⁵

$$\langle V_{mn}(t) V_{m'n'}(0) \rangle_{H_b} = \kappa^2 (e^{-\lambda_{mn,m'n'} \phi(t)} - 1), \quad (\text{A15})$$

where $\lambda_{mn,m'n'} = \delta_{mm'} - \delta_{mn'} + \delta_{nn'} - \delta_{nm'}$ and

$$\phi(t) = \int_0^\infty \frac{d\omega}{\pi} \frac{J(\omega)}{\omega^2} [\cos(\omega t) \coth(\beta\omega/2) - i \sin(\omega t)]. \quad (\text{A16})$$

A few remarks are in place. First, the decoupled initial condition assumption is generally not true in the polaron frame since $\widetilde{\rho}_{s+b}(0)$ is usually a complicated system-bath entangled state generated by the polaron transformation. This occurs even if the initial state in the original frame does factorize as $\rho_{s+b} = \rho_s(0) \otimes \rho_b(0)$. Regardless, in most cases, the decoupled initial condition is only an approximation. However, Nazir *et al.*³⁶ have shown that the error incurred due to the initial condition is only significant at short times. In this work, we are mainly interested in the long time dynamics of the system. Therefore, the accuracy of our results is not considerably affected by the decoupled initial condition approximation. Second, Eq. (A12) has the same structure as the Redfield equation commonly used in the magnetic resonance literature. The only difference is that the damping tensor $\Gamma_{\mu\nu,\mu'\nu'}$ contains four summations as opposed to two summations in the standard Redfield equation. In fact, the Redfield equation can be recovered by following the same prescription as described above except without applying the polaron transformation.

Within the secular approximation, the evolution of the diagonal and off-diagonal density matrix elements is decoupled,

$$\frac{d\widetilde{\rho}_{\nu\nu}(t)}{dt} = \sum_{\nu'} R_{\nu\nu,\nu'\nu'} \rho_{\nu'\nu'}(t); \quad (\text{A17})$$

$$\frac{d\widetilde{\rho}_{\mu\nu}(t)}{dt} = (-i\omega_{\nu\mu} + R_{\mu\nu,\mu\nu}) \widetilde{\rho}_{\mu\nu}(t), \quad \nu \neq \mu. \quad (\text{A18})$$

We compare the results from the above secular polaron master equation with that of the more accurate time-convolutionless second-order polaron master equation³⁷ without the

secular and Markov approximations for an unbiased two-site system. The results are plotted in Figure 4. It can be seen that the results agree remarkably well for different values of temperature and coupling strength. This demonstrates that the secular and Markov approximations made here do not incur a significant loss of accuracy in our results.

APPENDIX B: STRONG DAMPING LIMIT

Here, we explore the strong system-bath coupling limit of the sPTRE. In the strong coupling limit, the coherence is

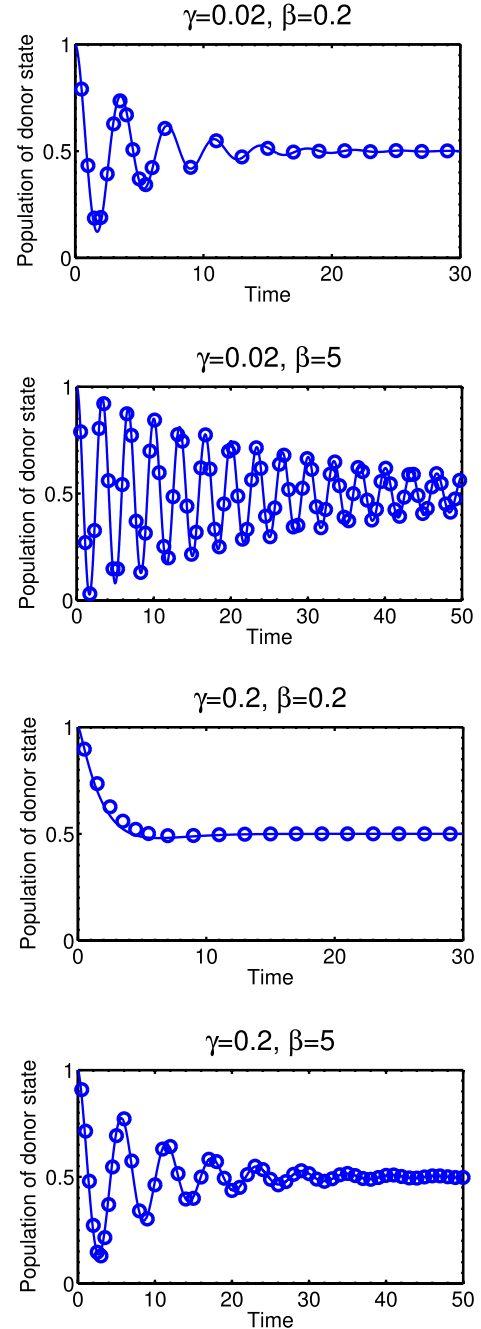


FIG. 4. Time evolution of the population dynamics of the donor (site 1) calculated using the secular polaron master equation as given in Eqs. (A17) and (A18) (symbols) and the time-convolutionless second-order polaron master equation used in Ref. 37 (solid lines). The parameters used are $\epsilon_1 = \epsilon_2 = 0$, $J_{12} = 1$, and $\omega_c = 3$.

quickly destroyed by dissipation, thus we only need to consider the equations of motion of the population, i.e., Eq. (A17). Additionally, $\kappa_{mn} \rightarrow 0$ for large γ , i.e., the eigenbasis of \tilde{H}_s is also the site basis, $|n\rangle$. As a result, Eq. (A17) becomes the kinetic equations governing the population dynamics. For a two site model, it can be written as

$$\begin{aligned}\frac{d\tilde{\rho}_{11}(t)}{dt} &= R_{11,11}(t)\rho_{11}(t) + R_{11,22}(t)\rho_{22}(t), \\ \frac{d\tilde{\rho}_{22}(t)}{dt} &= R_{22,11}(t)\rho_{11}(t) + R_{22,22}(t)\rho_{22}(t).\end{aligned}\quad (\text{B1})$$

The transition rate from site 1 to site 2 is given by $k_{12} = R_{11,22} = 2\text{Re}[\Gamma_{21,12}]$. Explicitly,

$$k_{12} = 2\kappa^2 J^2 \text{Re} \int_0^t dt e^{i\omega_{21}t} (e^{2\phi(t)} - 1), \quad (\text{B2})$$

where $\omega_{21} = \omega_2 - \omega_1$. The above transition rate is the same as the prediction from FGR.

- ¹V. Podzorov, E. Menard, A. Borissov, V. Kiryukhin, J. A. Rogers, and M. E. Gershenson, *Phys. Rev. Lett.* **93**, 086602 (2004).
- ²A. Troisi and G. Orlandi, *Phys. Rev. Lett.* **96**, 086601 (2006).
- ³T. Sakanoue and H. Siringhaus, *Nat. Mater.* **9**, 736 (2010).
- ⁴J. Singh, E. R. Bittner, D. Beljonne, and G. D. Scholes, *J. Chem. Phys.* **131**, 194905 (2009).
- ⁵T. E. Dykstra, E. Hennebicq, D. Beljonne, J. Gierschner, G. Claudio, E. R. Bittner, J. Knoester, and G. D. Scholes, *J. Phys. Chem. B* **113**, 656 (2008).
- ⁶M. Bednarz, V. A. Malyshev, and J. Knoester, *Phys. Rev. Lett.* **91**, 217401 (2003).
- ⁷J. Moix, J. Wu, P. Huo, D. Coker, and J. Cao, *J. Phys. Chem. Lett.* **2**, 3045 (2011).
- ⁸H. Lee, Y.-C. Cheng, and G. R. Fleming, *Science* **316**, 1462 (2007).
- ⁹G. Trambly de Laissardière, J.-P. Julien, and D. Mayou, *Phys. Rev. Lett.* **97**, 026601 (2006).
- ¹⁰V. Coropceanu, J. Cornil, D. A. da Silva Filho, Y. Olivier, R. Silbey, and J.-L. Bredas, *Chem. Rev.* **107**, 926 (2007).
- ¹¹F. Ortmann, F. Bechstedt, and K. Hannewald, *Phys. Rev. B* **79**, 235206 (2009).
- ¹²S. Ciuchi, S. Fratini, and D. Mayou, *Phys. Rev. B* **83**, 081202 (2011).
- ¹³S. Tao, N. Ohtani, R. Uchida, T. Miyamoto, Y. Matsui, H. Yada, H. Uemura, H. Matsuzaki, T. Uemura, J. Takeya *et al.*, *Phys. Rev. Lett.* **109**, 097403 (2012).
- ¹⁴Y. Cheng and R. J. Silbey, *J. Chem. Phys.* **128**, 114713 (2008).
- ¹⁵M. Bednarz, V. A. Malyshev, and J. Knoester, *J. Chem. Phys.* **120**, 3827 (2004).
- ¹⁶J. M. Moix, M. Khasin, and J. Cao, *New J. Phys.* **15**, 085010 (2013).
- ¹⁷X. Zhong, Y. Zhao, and J. Cao, *New J. Phys.* **16**, 045009 (2014).
- ¹⁸C. K. Lee, J. Moix, and J. Cao, *J. Chem. Phys.* **136**, 204120 (2012).
- ¹⁹H.-T. Chang, P.-P. Zhang, and Y.-C. Cheng, *J. Chem. Phys.* **139**, 224112 (2013).
- ²⁰M. Grover and R. Silbey, *J. Chem. Phys.* **54**, 4843 (1971).
- ²¹D. P. S. McCutcheon and A. Nazir, *Phys. Rev. B* **83**, 165101 (2011).
- ²²S. Jang, Y.-C. Cheng, D. R. Reichman, and J. D. Eaves, *J. Chem. Phys.* **129**, 101104 (2008).
- ²³V. Pouthier, *Physica D* **221**, 13 (2006).
- ²⁴C. Wang, J. Ren, and J. Cao, "Nonequilibrium energy transfer at nanoscale: A unified theory from weak to strong coupling," e-print [arXiv:1410.4366](https://arxiv.org/abs/1410.4366) (2014).
- ²⁵A. J. Ramsay, A. V. Gopal, E. M. Gauger, A. Nazir, B. W. Lovett, A. M. Fox, and M. S. Skolnick, *Phys. Rev. Lett.* **104**, 017402 (2010).
- ²⁶Y.-J. Wei, Y. He, Y.-M. He, C.-Y. Lu, J.-W. Pan, C. Schneider, M. Kamp, S. Hofling, D. P. McCutcheon, and A. Nazir, *Phys. Rev. Lett.* **113**, 097401 (2014).
- ²⁷D. I. G. Bennett, K. Amarnath, and G. R. Fleming, *J. Am. Chem. Soc.* **135**, 9164 (2013).
- ²⁸J. Cao and R. J. Silbey, *J. Phys. Chem. A* **113**, 13825 (2009).
- ²⁹A. Ishizaki and G. R. Fleming, *J. Chem. Phys.* **130**, 234110 (2009).
- ³⁰J. Wu, F. Liu, Y. Shen, J. Cao, and R. J. Silbey, *New J. Phys.* **12**, 105012 (2010).
- ³¹V. Stehr, J. Pfister, R. F. Fink, B. Engels, and C. Deibel, *Phys. Rev. B* **83**, 155208 (2011).
- ³²R. Silbey and R. A. Harris, *J. Chem. Phys.* **80**, 2615 (1984).
- ³³F. A. Pollock, D. P. S. McCutcheon, B. W. Lovett, E. M. Gauger, and A. Nazir, *New J. Phys.* **15**, 075018 (2013).
- ³⁴R. Kubo, M. Toda, and H. Hashitsume, *Statistical Physics II* (Springer, Berlin, 1995).
- ³⁵S. Jang, *J. Chem. Phys.* **135**, 034105 (2011).
- ³⁶A. Kolloi, A. Nazir, and A. Olaya-Castro, *J. Chem. Phys.* **135**, 154112 (2011).
- ³⁷E. N. Zimanyi and R. J. Silbey, *Philos. Trans. R. Soc., A* **370**, 3620 (2012).
- ³⁸V. C. Sundar, J. Zaumseil, V. Podzorov, E. Menard, R. L. Willett, T. Someya, M. E. Gershenson, and J. A. Rogers, *Science* **303**, 1644 (2004).
- ³⁹J. Y. Lee, S. Roth, and Y. W. Park, *Appl. Phys. Lett.* **88**, 252106 (2006).