

MIT Open Access Articles

Gapped spin liquid with Z_2 topological order for the kagome Heisenberg model

The MIT Faculty has made this article openly available. **Please share** how this access benefits you. Your story matters.

Citation: Mei, Jia-Wei et al. "Gapped Spin Liquid with Z_2 Topological Order for the Kagome Heisenberg Model." *Physical Review B* 95.23 (2017): n. pag. © 2017 American Physical Society

As Published: <http://dx.doi.org/10.1103/PhysRevB.95.235107>

Publisher: American Physical Society

Persistent URL: <http://hdl.handle.net/1721.1/109742>

Version: Final published version: final published article, as it appeared in a journal, conference proceedings, or other formally published context

Terms of Use: Article is made available in accordance with the publisher's policy and may be subject to US copyright law. Please refer to the publisher's site for terms of use.



Gapped spin liquid with \mathbb{Z}_2 topological order for the kagome Heisenberg model

Jia-Wei Mei,¹ Ji-Yao Chen,² Huan He,³ and Xiao-Gang Wen^{4,1}

¹*Perimeter Institute for Theoretical Physics, Waterloo, Ontario N2L 2Y5, Canada*

²*State Key Laboratory of Low Dimensional Quantum Physics, Department of Physics, Tsinghua University, Beijing 100084, China*

³*Department of Physics, Princeton University, Princeton, New Jersey 08544, USA*

⁴*Department of Physics, Massachusetts Institute of Technology, Cambridge, Massachusetts 02139, USA*

(Received 19 July 2016; revised manuscript received 6 May 2017; published 5 June 2017)

We apply the symmetric tensor network state (TNS) to study the nearest-neighbor spin-1/2 antiferromagnetic Heisenberg model on the kagome lattice. Our method keeps track of the global and gauge symmetries in the TNS update procedure and in tensor renormalization group (TRG) calculations. We also introduce a very sensitive probe for the gap of the ground state—the modular matrices, which can also determine the topological order if the ground state is gapped. We find that the ground state of the Heisenberg model on the kagome lattice is a gapped spin liquid with the \mathbb{Z}_2 topological order (or toric code type), which has a long correlation length $\xi \sim 10$ unit cells. We justify that the TRG method can handle very large systems with thousands of spins. Such a long ξ explains the gapless behaviors observed in simulations on smaller systems with less than 300 spins or shorter than the length of 10 unit cells. We also discuss experimental implications of the topological excitations encoded in our symmetric tensors.

DOI: [10.1103/PhysRevB.95.235107](https://doi.org/10.1103/PhysRevB.95.235107)

I. INTRODUCTION

The pattern of long-range entanglement defines topological orders in gapped quantum phases of matter that lie beyond the Landau symmetry-breaking paradigm [1]. The quantum spin liquid (QSL) state is a concrete example of topologically ordered states [2–10]. In (2+1) dimensions, topological order is described by new topological quantum numbers, such as nontrivial ground-state degeneracy and fractional excitations [11–16]. These topological properties are fully characterized by modular matrices for the degenerate ground states [14–22], whose elements encode the mutual statistics and topological spins of excitations [23].

Generally, a many-body quantum state is expressed as

$$|\psi\rangle = \sum_{s_1, \dots, s_N} T^{s_1, \dots, s_N} |s_1, \dots, s_N\rangle, \quad (1)$$

where the coefficient T^{s_1, \dots, s_N} can be viewed as a tensor exponentially large with system size. For a gapped local Hamiltonian, entanglement entropy of its ground states typically obeys an area law [24]; thus T^{s_1, \dots, s_N} can be approximated by contractions of small local tensors. A set of variational states has been proposed, such as matrix product states in one-dimensional and quasi-two-dimensional (2D) systems [25], projected entangled pair states in 2D systems [26], and other types of tensor network states (TNSs) [27,28]. For a TNS that describes a topologically ordered wave function in 2D, the gauge symmetry of local tensors is necessary [29]; i.e., each local tensor should be invariant under local symmetry transformations on virtual legs. For a gauge-symmetric TNS, we are able to compute modular matrices [20–22] which can detect topological phase transitions [30–32].

The nearest-neighbor (NN) spin-1/2 kagome antiferromagnetic Heisenberg model (KAFHM),

$$H = \sum_{\langle ij \rangle} \mathbf{S}_i \cdot \mathbf{S}_j, \quad (2)$$

is thought to host a QSL ground state. $\text{ZnCu}_3(\text{OH})_6\text{Cl}_2$ (herbertsmithite) [33–44] and $\text{Cu}_3\text{Zn}(\text{OH})_6\text{FBr}$ [45] are promising compounds for experimental realizations of KAFHM with additional interactions. Many different ground states have been proposed for KAFHM [46–72]. Numerically, the initial density matrix renormalization group (DMRG) calculations [66–68] supported a symmetric \mathbb{Z}_2 QSL ground state. Considering time-reversal symmetry and translational symmetries, Zaletel *et al.* [73] argued that the \mathbb{Z}_2 QSL should be \mathbb{Z}_2 gauge type [3,74] (i.e., toric code type [75]). However, DMRG simulations fail to find all four degenerate ground states on a torus [76], or braiding statistics of quasiparticles for the \mathbb{Z}_2 topological order [3,74].

In this paper, we use the TNS to address the (topological) nature of the KAFHM ground state. Since previous studies did not detect any symmetry-breaking order, we will assume that the KAFHM ground state can be described by a TNS with translational, time-reversal, and $\text{SU}(2)$ spin-rotational symmetries. $\text{SU}(2)$ symmetry implies a \mathbb{Z}_2 gauge symmetry on the TNS [64] and then we can study both \mathbb{Z}_2 topologically ordered and trivial states [21]. We stress that without implementation of the \mathbb{Z}_2 gauge symmetry, it would be hard to identify the topological order in the TNS.

We introduce the modular matrices as a very sensitive probe for the gap of the ground state and use it to determine the topological order for a gapped ground state. The tensor renormalization group (TRG) flow of modular matrices has very different behaviors for gapped and gapless ground states [21]. We find that the KAFHM ground state is a gapped QSL with the \mathbb{Z}_2 topological order [3,74] and has a long correlation length, $\xi \sim 10$ unit cells. We justify the TRG flow of modular matrices at critical points and argue that our estimation of the correlation length is valid within a distance of 30 unit cells or more, consistent with previous studies [77,78]. Such a long correlation length ($\xi \sim 10$ kagome unit cells) might explain the DMRG’s failure in identifying \mathbb{Z}_2 topological order and the gapless behaviors in recent numerical simulations [69–72,79]. We also discuss low-energy

excitations in different topological sectors and their experimental implications.

The organization of the rest of the paper is as follows: In Sec. II, we introduce a set of SU(2)-symmetric TNS states. In Sec. III, we present our algorithm to find the variational ground states given by the symmetric TNS. In Sec. IV, we show how to compute TRG without breaking SU(2) symmetry, which is useful to compute modular matrices. In Sec. V, we present the results of the modular matrices which are unique and complete signatures of topological phases. Moreover, from the convergence speed of modular matrices with respect to TRG steps, we can estimate the correlation length of the TNS wave function. More importantly, the method is justified by comparing with the results of critical systems. Hence, it is safe to state that this method is sensitive to the gapped/gapless nature of the ground-state wave function. In Sec. VI, we explain our method to calculate the ground-state energy, and present the energy with different bond dimension. In Sec. VII, we conclude the paper by summarizing and discussing the possible implications for experiments.

Two Appendices are attached for better explanations. In Appendix A, we explain the techniques of keeping symmetries with more details. In Appendix B, we briefly review the simple update algorithm.

II. SYMMETRIC TNS

We express the exponentially large tensor T^{s_1, \dots, s_N} on the kagome lattice as contractions of the local tensors [63]

$$T^{s_1, \dots, s_N} = \text{tTr}(T_1 T_2 M^{s_1} M^{s_2} M^{s_3} \dots) \quad (3)$$

as shown in Fig. 1, where M^{s_1, s_2, s_3} are the site tensors that contain the physical spin-1/2 legs forming the kagome

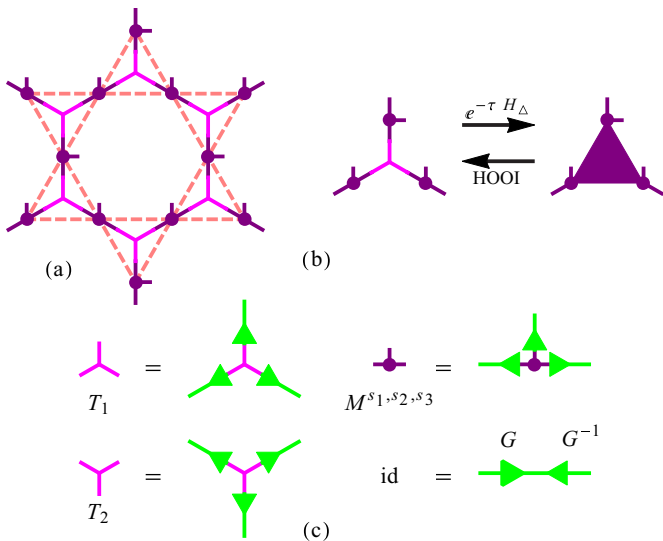


FIG. 1. (a) TNS on a kagome lattice. Darker purple tensors are site tensors M^{s_1, s_2, s_3} carrying physical spins, while lighter purple $T_{1,2}$ are joint tensors. (b) Simple update for the TNS in which we use the HOOI method [80,81] to truncate $\exp(-\tau H_\Delta) T_1 M^{s_1} M^{s_2} M^{s_3}$ back to T_1 and M^{s_1, s_2, s_3} . Similarly for downward triangles. (c) Symmetry condition for the local tensors. Green tensors are the symmetry matrices G^i in Eq. (4). Here “id” stands for identity.

lattice and $T_{1,2}$ are the three-leg joint tensors; tTr denotes the tensor contraction over connected legs. We require SU(2) spin rotation, time-reversal, and translation symmetries to search the possible topological ground states.

SU(2) spin rotation symmetry requires local tensors be invariant under symmetry operators:

$$M^{s_i} = \text{tTr}\{[G^{s_i}(\vec{\theta}) \otimes G^i(\vec{\theta}) \otimes G^j(\vec{\theta})] M^{s_i}\},$$

$$T_{1,2} = \text{tTr}\{T_{1,2}[G^i(-\vec{\theta}) \otimes G^j(-\vec{\theta}) \otimes G^k(-\vec{\theta})]\}, \quad (4)$$

where $\vec{\theta}$ is the angle of global SU(2) rotation and G^i are matrices of (projective) representations. Since SU(2) has no projective representations, every virtual leg must obey (reducible) representations of SU(2), i.e.,

$$M^{s_i} \in \bigoplus_{i,j \in J} \mathcal{V}_{\frac{1}{2}} \otimes \mathcal{V}_i \otimes \mathcal{V}_j,$$

$$T_{1,2} \in \bigoplus_{i,j,k \in J} \mathcal{V}_i \otimes \mathcal{V}_j \otimes \mathcal{V}_k, \quad (5)$$

where \mathcal{V}_i are irreducible representations of SU(2) with spin i and J is a collection of spins. The physical leg is associated with a 2-dimensional Hilbert space while the virtual legs have the multiplet dimension:

$$D^* = \sum_{j \in J} 1, \quad (6)$$

dubbed in Refs. [82–84]. The corresponding bond dimension is

$$D = \sum_{j \in J} (2j + 1). \quad (7)$$

Subtly, the 2π SU(2) global spin-rotation transformation implies \mathbb{Z}_2 gauge symmetry in the TNS; i.e., local tensors are invariant (up to some constant) under \mathbb{Z}_2 gauge transformations. For adiabatic global SU(2) spin rotation $0 \rightarrow 2\pi$ for a certain ground state, the system goes back to the ground state. The matrix representation of 2π global SU(2) spin rotation acting on a virtual leg is $\bigoplus_{j \in J} (-)^{2j} \mathbb{I}_{2j+1}$, which is \mathbb{Z}_2 gauge symmetry in the center of SU(2) representation. \mathbb{Z}_2 gauge symmetry in the TNS does not always indicate \mathbb{Z}_2 topological order. Only when \mathbb{Z}_2 gauge symmetry deconfines does \mathbb{Z}_2 topological order survive; i.e., the system goes to another ground state after adiabatic global spin rotation $0 \rightarrow 2\pi$.

All the tensors are real and thus satisfy time-reversal symmetry. The lattice symmetries (e.g., translation symmetry) can be extended by \mathbb{Z}_2 invariant gauge group (IGG) and the projective representations are classified by the projective symmetry group (PSG) method [4,52,64]. In this paper, we focus on one particular PSG class in which the translation symmetry has a trivial projective representation and all tensors are generated by translation transformations on tensors $T_{1,2}$ and M^{s_1, s_2, s_3} , which is further discussed in Sec. III.

We stress that keeping track of gauge symmetry throughout the entire computation is essential to generate certain topological states in 2D TNS. Once the IGG of 2D TNS is known, a basis set for the degenerate ground states can be obtained by gauge transformations [85–87]. One may naively expect that the gauge symmetry on the virtual legs should automatically emerge after the numerical optimizations. However, this is

not always true for 2D topologically ordered TNSs due to the following two reasons: (1) The gauge symmetry in 2D TNSs is a necessary condition for topological order at the thermodynamic limit [29]. Adding a small perturbation to the tensor that violates the gauge symmetry will completely destroy the topological order [29]. (2) Balents [88] pointed out that on an infinite lattice the variational energy density of a topologically ordered state can be approximated arbitrarily close by a state in a different topological class. Therefore, gauge symmetry is crucial to determine the phase of the KAFHM.

III. SYMMETRIC SIMPLE UPDATE

We develop an intuitive and simple method to keep track of symmetries during numerically truncated singular value decomposition (SVD), whose details can be found in Appendix A. It can be easily integrated in several TNS algorithms, including imaginary-time evolution and TRG. In practice, we find it also efficient. In this section, we explain how to use it to keep symmetries in a simple update algorithm to find the ground states.

We apply the imaginary-time evolution operator $\exp(-\tau H)$ on an *initial symmetric* TNS to approach the ground state in the limit $\tau \rightarrow \infty$. We increase the multiplet dimension D^* from $D^* = 2$ ($D = 3$) gradually in a symmetric update. For $D^* = 2$, the vector space of virtual legs is composed of spin-0 and spin-1/2, $\mathcal{V}_{D^*=2} = \mathcal{V}_{j=0} \oplus \mathcal{V}_{j=1/2}$, and TNS can describe four different PSG classes of nearest-neighbor (NN) resonating-valence-bond (RVB) states with \mathbb{Z}_2 toric code topological order [52,64,89]. The PSG classification is also valid for large bond dimensions [64] where further RVB bonds longer than NN ones are involved. In this paper, we will focus on one particular PSG class, named the $Q_1 = Q_2$ state in Ref. [47], which has been suggested as a promising ground state [59]. The translation symmetry for the $Q_1 = Q_2$ state has trivial PSG in TNSs.

In the update procedure, we use our method in Appendix A to preserve symmetries. The bond dimension of the TNS should be selected carefully and we use 2π SU(2) rotation symmetry to remove round-off errors. 2π SU(2) rotation symmetry is a diagonal matrix with diagonal elements 1 for integer j and -1 for half-integer j . In every step of the symmetric update, a 2π SU(2) rotation matrix can be obtained. We set the elements to exact integers 0 (off-diagonal), -1 , and 1 (diagonal) to remove round-off errors and then symmetrize the tensors.

The above symmetric update can be easily implemented in a simple update [63,90], cluster update [91], and full update [92]. In this paper, we utilize the simple update algorithm [63] to approach the ground state illustrated in Fig. 1. Besides the symmetrization, we use the high-order orthogonal iteration (HOOI) method [80,81] instead of high-order SVD (HOSVD) as in Ref. [63]. If we keep multiplet dimension $D^* = 2$ fixed, we find that the $Q_1 = Q_2$ NN RVB state is the fixed-point TNS after many successive imaginary-time evolution steps. This is very different from the nonsymmetric simple update [63] where the NN RVB state is not the fixed-point TNS. More simple update details can be found in Appendix B.

Here we list the spin collection on virtual legs for different multiplet dimension D^* :

$$\begin{aligned} J_{D^*=2} &= \{0, \frac{1}{2}\}, \\ J_{D^*=3} &= \{0, \frac{1}{2}, 1\}, \\ J_{D^*=4} &= \{0, \frac{1}{2}, 1, \frac{1}{2}\}, \\ J_{D^*=5} &= \{0, \frac{1}{2}, 1, \frac{1}{2}, 0\}, \\ J_{D^*=6} &= \{0, \frac{1}{2}, 1, \frac{1}{2}, 0, \frac{3}{2}\}, \\ J_{D^*=7} &= \{0, \frac{1}{2}, 1, \frac{1}{2}, 0, \frac{3}{2}, 1\}, \\ J_{D^*=8} &= \{0, \frac{1}{2}, 1, \frac{1}{2}, 0, \frac{3}{2}, 1, \frac{1}{2}\}, \\ J_{D^*=12} &= \{0, \frac{1}{2}, 1, \frac{1}{2}, 0, \frac{3}{2}, 1, \frac{1}{2}, 1, \frac{1}{2}, 0, 2\}, \\ J_{D^*=20} &= \{0, \frac{1}{2}, 1, \frac{1}{2}, 0, 1, \frac{3}{2}, \frac{1}{2}, 1, 0, 0, \frac{3}{2}, 1, \frac{1}{2}, 2, \frac{1}{2}, 1, \frac{3}{2}, \frac{1}{2}\}. \end{aligned} \quad (8)$$

IV. SYMMETRIC TRG AND MODULAR MATRIX EVALUATIONS

Given a TNS, we need to evaluate the norm of the wave function:

$$\langle \psi | \psi \rangle = \text{tTr}[\mathbb{T}_1 \mathbb{T}_2 \cdots], \quad (9)$$

where $\mathbb{T}_{1,2}$ are coined ‘‘double tensors’’ and defined as follows:

$$\begin{aligned} \mathbb{T}_1 &= \sum_{s_1, s_2, s_3} (\text{TM}_1^{s_1 s_2 s_3})^* \text{TM}_1^{s_1 s_2 s_3}, \\ \mathbb{T}_2 &= T_2^* T_2, \end{aligned} \quad (10)$$

with $\text{TM}_1^{s_1 s_2 s_3} = \text{tTr}(T_1 M^{s_1} M^{s_2} M^{s_3})$.

Let us first explain our TRG scheme without symmetries which is improved from TRG in Ref. [94]. The TRG is shown diagrammatically in Fig. 2. We take the six-leg tensors $\mathcal{T} \equiv \text{tTr}(\mathbb{T}_1 \mathbb{T}_2 \mathbb{T}_1 \mathbb{T}_2 \mathbb{T}_1 \mathbb{T}_2)$ as shown on the left in Fig. 2 as the unit cell of the next coarse-graining lattice. The honeycomb lattice turns out to be the triangular lattice composed of \mathcal{T} .

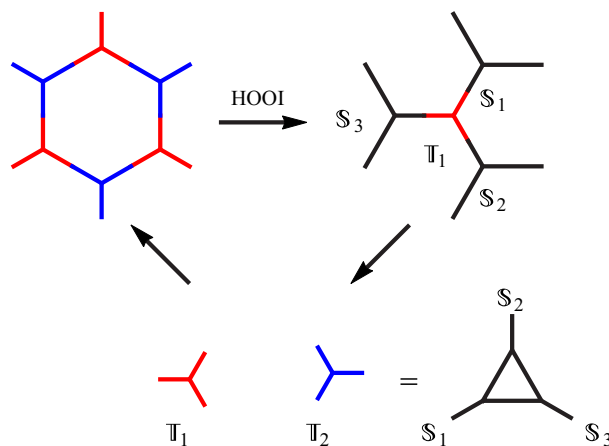


FIG. 2. TRG diagrammatic scheme. The original honeycomb lattice can be taken as a *triangular* lattice in which the unit cell is the six-leg tensor $\mathcal{T} \equiv \text{tTr}(\mathbb{T}_1 \mathbb{T}_2 \mathbb{T}_1 \mathbb{T}_2 \mathbb{T}_1 \mathbb{T}_2)$ as shown on the left. The triangular lattice TN can be deformed into a TN on a honeycomb lattice [93].

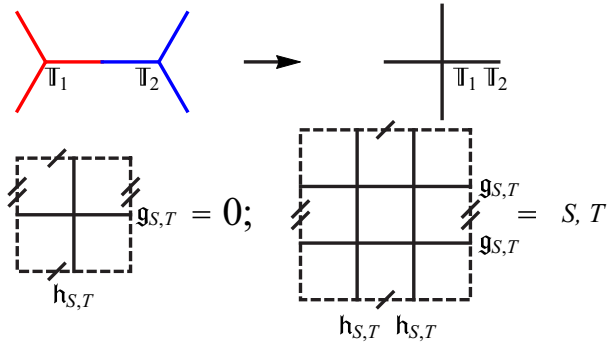


FIG. 3. Modular matrices. After every step of TRG, we contract $\mathbb{T}_{1,2}$ into $\mathbb{T}_1\mathbb{T}_2$ and put it on the torus as described by the dashed squares. Due to $SU(2)$ symmetry, the result of contracting a single $\mathbb{T}_1\mathbb{T}_2$ is zero. So we need four $\mathbb{T}_1\mathbb{T}_2$ tensors to evaluate modular matrices.

We use the HOOI method to decompose the six-leg tensor \mathcal{T} on the left into one core tensor (red) and three joint tensors $\mathbb{S}_{1,2,3}$ (black). The core tensor and the contracted tensor from $\mathbb{S}_{1,2,3}$ are new double tensors \mathbb{T}_1 and \mathbb{T}_2 in the next TRG step. This is similar to Fig. 12 and Fig. 13 in Ref. [93]. In practice, we only store $\mathbb{T}_{1,2}$ and $\mathbb{S}_{1,2,3}$ in memory. During HOOI, we do not store the whole six-leg tensor \mathcal{T} explicitly, but access the tensor by evaluating tensor contractions (matrix-vector multiplication) during truncated SVD. We use LMSVD [95] to do the truncated SVD in HOOI. The whole memory cost is $O(\chi^3)$ and the computational cost is $O(\chi^5)$ where $\chi = D^2$ is the bond dimension for double tensors.

Given IGG of TNS on a torus, we can insert gauge fluxes to pump the ground state from one to another, $\psi(g \rightarrow g', h \rightarrow h')$. Now we are able to use the universal wave-function overlap method [20,21] to calculate the modular matrices:

$$\begin{aligned} T &= \langle \psi(g', h') | \psi(g, gh) \rangle = \text{tTr}[\mathbb{T}_1\mathbb{T}_2 \circ (\mathfrak{g}_T \mathfrak{h}_T) \cdots], \\ S &= \langle \psi(g', h') | \psi(h, g^{-1}) \rangle = \text{tTr}[\mathbb{T}_1\mathbb{T}_2 \circ (\mathfrak{g}_S \mathfrak{h}_S) \cdots], \end{aligned} \quad (11)$$

where $\mathfrak{g}_T = g' \otimes g$, $\mathfrak{h}_T = h' \otimes gh$, $\mathfrak{g}_S = g' \otimes h$, and $\mathfrak{h}_S = h' \otimes g^{-1}$. g', h' and g, h are in IGG acting on the bra and ket, and on the vertical and horizontal boundaries, respectively. See Fig. 3 for a diagrammatic representation. After every step of TRG, we contract $\mathbb{T}_{1,2}$ into $\mathbb{T}_1\mathbb{T}_2$ and put them on the torus to evaluate the modular S and T matrices as illustrated in Fig. 3.

V. IDENTIFY A GAP FROM MODULAR MATRICES

In this section, we will show that the modular matrix is a very sensitive probe for the gap of the ground state and we can use it to determine the topological order for a gapped ground state. For gapped and gapless ground states, the TRG flow of modular matrices has very different behaviors [21]. To justify the modular matrix method of determining gapped/gapless states, we will study the TRG flow of universal ratio Q in Eq. (13). Also from the convergence speed of the TRG flow of Q , we can estimate the correlation length for the gapped ground state.

A. Modular matrices for a kagome spin liquid TNS

As we have explained in Sec. IV, in order to compute modular matrices, we need to keep gauge symmetries during TRG. The converged modular matrices for our TNS ground states are

$$S = \begin{pmatrix} 1 & 0 & 0 & 0 \\ 0 & 0 & 1 & 0 \\ 0 & 1 & 0 & 0 \\ 0 & 0 & 0 & 1 \end{pmatrix}, \quad T = \begin{pmatrix} 1 & 0 & 0 & 0 \\ 0 & 1 & 0 & 0 \\ 0 & 0 & 0 & 1 \\ 0 & 0 & 1 & 0 \end{pmatrix}, \quad (12)$$

which are identical to modular matrices for the \mathbb{Z}_2 toric code phase in the string basis [19]. Modular matrices in Eq. (12) provide complete information of the topological order [16,23], where the mutual statistics and topological spins of anyons can be read off from S and T elements, respectively. This is beyond the state-of-the-art DMRG computations which support the \mathbb{Z}_2 gapped spin liquid [66–68], only demonstrated by topological entanglement entropy.

B. TRG flow of modular matrices for a gapless state

Since each iteration step in our calculation introduces a truncation error, if we run many steps of iterations, the truncation errors will accumulate and the result of the calculation will be dominated by the truncation errors. So we need to estimate the maximum iteration step that we can run safely before the truncation errors destroy our result.

For this purpose, we compute the modular matrices for the TNS at critical points where the truncation errors are largest. We compute the modular matrices for the ideal wave function for the toric code model with string tension $g = 0.802$. See Ref. [21] for more details about this wave function. It is actually the critical point of the condensation phase transition between the toric code and trivial phase [21]. If there is no truncation error (for the case of an infinite bond dimension), the tensor will flow to a fixed-point tensor, which will give rise to the fixed-point modular matrices.

To manifest the convergence or divergence of a TRG flow, we define the following universal ratio during the TRG flow:

$$Q = \frac{\text{trace}(S)}{|\det(S)|^{1/4}}. \quad (13)$$

We expect that Q converges after N_{RG} steps of TRG when tensors flows to fixed points.

For the critical toric code model [21] with the truncated bond dimension $\chi = 144$, the TRG flow of the universal ratio Q is shown in Fig. 4. We find that Q indeed quickly approaches a constant. But after $10 \sim 12$ iteration steps, Q starts to blow up. This is caused by the truncation error introduced by the finite bond dimension. So, we see that for bond dimension $\chi = 144$, we can perform 10 steps of iteration safely. This demonstrates the validity of TRG within 10 iteration steps where the system reaches the size with 2^{10} spins.

C. TRG flow of modular matrices for a kagome spin liquid TNS

In the previous subsection, we justify that the TRG method can handle very large systems with thousands of spins even for a critical-state wave function. Now we are ready to implement it to study our $SU(2)$ TNS wave function. In

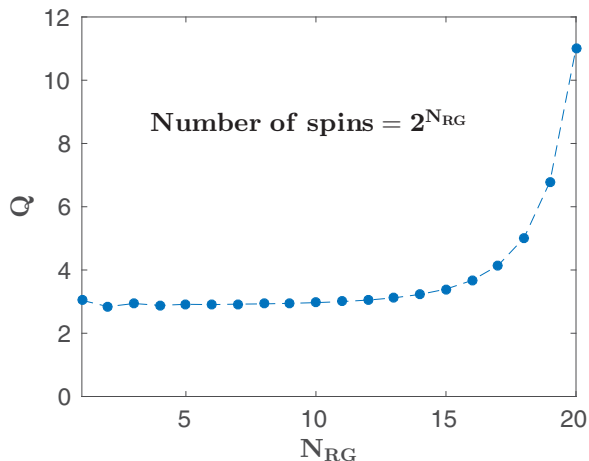


FIG. 4. The universal ratio Q [Eq. (13)] vs number of TRG steps N_{RG} for a toric code TNS at the critical point [21]. The system has $2^{N_{\text{RG}}}$ spins after N_{RG} steps of the TRG iteration.

Fig. 5, we also plot the TRG flow of the universal ratio Q for our SU(2)-symmetric TNS with the truncated total (not multiplet) bond dimension $\chi = 140$. We see that we obtain the fixed-point modular matrices after only 3 ~ 4 steps of iterations. We still expect the TRG to be valid within 10 iteration steps. So the fixed-point modular matrices obtained after 4 steps of iterations are valid, reliable results. We note that at 3 steps of iterations, the modular matrices are calculated from a system of $4 \times 3^{N_{\text{RG}}+1} = 324$ spins. Therefore, we can only detect the gap in the kagome Heisenberg model on a system with more than 300 ~ 400 spins.

The modular matrices converge to the fixed-point value only after 3 ~ 4 TRG steps. From the convergence speed of modular matrices, we can estimate the correlation length in our TNS, $\xi \sim 2 \times 3^{N_{\text{RG}}/2}$, in terms of the unit cell length (which is the square root of the kagome unit cell area), where N_{RG}^c is the number of TRG steps after which modular matrices converge. From the S -matrix data for every TRG step, we can estimate $N_{\text{RG}}^c = 3$ and the correlation length $\xi \sim 10$ kagome unit cells.

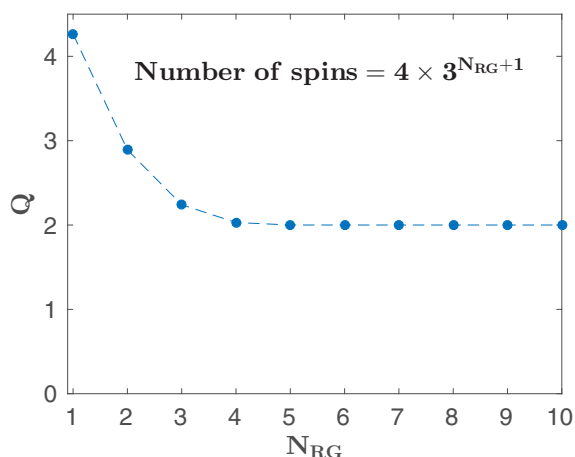


FIG. 5. The universal ratio Q [Eq. (13)] vs number of TRG steps N_{RG} for our SU(2)-symmetric TNS for the kagome Heisenberg model. The system has $4 \times 3^{N_{\text{RG}}+1}$ spins after N_{RG} steps of the TRG iteration.

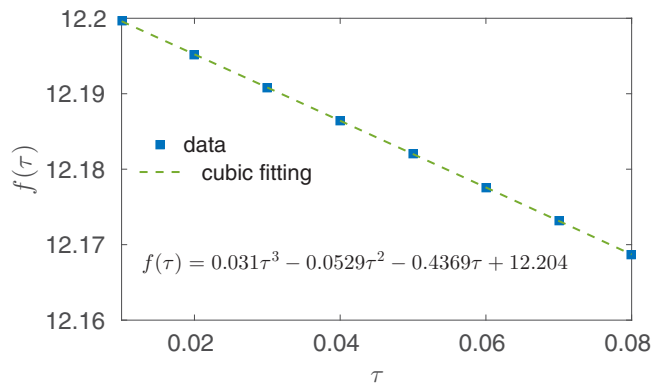


FIG. 6. Polynomial fitting of the free energy $f(\tau)$. $D^* = 12$ and truncation multiplet dimension is $\chi^* = 650$ where the corresponding truncated bond dimension χ is larger than 1000. The linear coefficient is the variational energy $e_0 = -0.4369$. All the fitting coefficients are accurate within a 95% confidence interval.

One might point out that the correlation length $\xi \sim 10$ kagome unit cells indicates a gapless critical phase since the length of 10 unit cells is pretty close to infinity for most numerical simulations. But 10 unit cells is not infinity for the TRG simulation used in this paper. By studying the quantum critical state where the TRG simulation has the worst truncation errors, Refs. [77,78] found that the TRG simulation can handle a very large system size with a length of over 30 unit cells, since highly accurate critical exponents were obtained from calculations on such large systems. In the previous subsection, we directly justify this point via the TRG flow of modular matrices on a critical point. So the obtained long correlation length, $\xi \sim 10$ kagome unit cells, should be valid. This also explains the gapless behaviors in recent simulations on a smaller system [69–72,79]. The magnetic order scaling behavior in Ref. [70] might not be sensitive enough to resolve such a long correlation length.

VI. GROUND-STATE ENERGY

For the ground-state energy $e_0 = \langle \psi | H_{\Delta} + H_{\nabla} | \psi \rangle / N$, we expand the τ -dependent free energy

$$\begin{aligned} f(\tau) &= \frac{1}{N} [\ln Z_{\Delta}(\tau) + \ln Z_{\nabla}(\tau)] \\ &= f_0 - \tau e_0 + O(\tau^2), \end{aligned} \quad (14)$$

where

$$Z_{\Delta/\nabla}(\tau) = \langle \psi | \exp(-\tau H_{\Delta/\nabla}) | \psi \rangle \quad (15)$$

is evaluated as the norm of uniform tensors. The polynomial fitting of the free energy $f(\tau)$ for a TNS with multiplet dimension $D^* = 12$ ($D = 29$) is shown in Fig. 6 and the ground-state energy is $e_0 = -0.4369$. Here, to compute the variational energy, we utilize the state-of-the-art SU(2)-symmetry implementation [82–84,96].

We provide our energy results as illustrated in Fig. 7. For all the bond dimensions, we perform 10-step TRG to obtain the energy. With increasing of the multiplet dimension D^* , the energy gradually decreases. The maximum multiplet dimension D^* in our simulations is $D^* = 12$ with variational

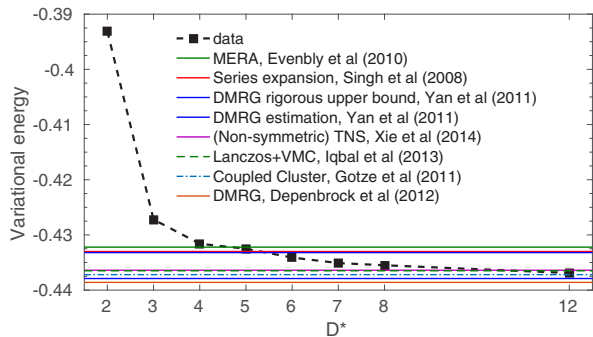


FIG. 7. Variational energy of $S = 1/2$ KHAFM for different multiplet dimensions D^* . The upper bounds on the ground-state energy obtained by the multiscale entanglement renormalization ansatz (MERA) [57], the variational energies obtained by series-expansion methods [54], DMRG [66,68], Lanczos improved variational Monte Carlo [62], coupled-cluster expansion [65], and nonsymmetric TNS [63] are also shown for comparison.

energy per site $e_0 = -0.4369$. The energy comparison with other results is also displayed in Fig. 7.

VII. CONCLUSION AND DISCUSSION

In conclusion, we study the kagome antiferromagnetic Heisenberg model through a symmetric tensor network approach. By keeping all the symmetries including $SU(2)$ spin rotation, time-reversal, and translation symmetries, we obtain a symmetric TNS via a long imaginary-time evolution. By computing modular matrices, we show that the kagome Heisenberg model is a gapped spin liquid with the \mathbb{Z}_2 topological order. From the system-size dependence of the modular matrices, we infer a long correlation length of around 10 unit cells implying a small finite gap. Furthermore, our variational energy per site is $e_0 = -0.4369$ up to multiplet dimension $D^* = 12$, which is 0.3% higher than that of DMRG [68].

Experimentally, the spin gap in the kagome spin liquid is confirmed in NMR [44,45] and neutron scattering [43]. The fractional spin excitations (spinons) have been detected as fractionalized spin-wave continuum in neutron scattering measurements [42,43]. Furthermore, the spin-1/2 quantum number of spinons is revealed in NMR measurements [45]. The experimental evidence (e.g., gap and spin-1/2 quantum number) exclusively supports the \mathbb{Z}_2 gauge type (i.e., toric code type) topological order in the kagome spin liquid according to the theoretical argument [73]. With the help of $SU(2)$ symmetry in our local tensors, we can use the quantum transfer matrix [97] to resolve the topological information (including nonuniversal information, such as correlation lengths) for low-energy excitations. Fractionalized spin excitations in neutron experiments [42] have been interpreted in terms of bosonic spinons in Ref. [98] and fermionic spinons in Ref. [99]. Bosonic and fermionic spinons have different symmetry fractionalizations and then are potentially resolved and verified in the neutron scattering experiments [99].

ACKNOWLEDGMENTS

We are grateful for many helpful discussions with N. Regnault, R. Orus, L. Wang, Z.-C. Gu, and L. Cincio. J.Y.C. and H.H. thank the Perimeter Institute for Theoretical Physics for hospitality. H.H. is also grateful for the support of the Physics Department of Princeton University. X.-G.W. is supported by NSF Grant No. DMR-1506475 and NSFC 11274192. This research was supported in part by Perimeter Institute for Theoretical Physics. Research at Perimeter Institute is supported by the Government of Canada through the Department of Innovation, Science, and Economic Development Canada and by the Province of Ontario through the Ministry of Research, Innovation, and Science.

APPENDIX A: KEEPING TRACK OF SYMMETRIES

There are two resources in TNS algorithms that violate the gauge symmetry and thus “kill” the topological order. The first one is the wrongly truncated singular vectors in truncated singular value decomposition (SVD). The second one is the floating-point round-off error in numerical SVD. Here we take a simple example to explain how to get rid of these errors in the truncated SVD.

Suppose we have a two-leg tensor (matrix) M with a symmetry G :

$$\sum_{j_1, j_2} G_1(i_1, j_1) G_2(i_2, j_2) M(j_1, j_2) = M(i_1, i_2), \quad (\text{A1})$$

where $G_1, G_2 \in G$ are on different legs. The truncated SVD is usually implemented to minimize the cost function $\|M - \tilde{M}\|_2$:

$$M = USV^T \rightarrow \tilde{M} = \tilde{U} \tilde{S} \tilde{V}^T. \quad (\text{A2})$$

Here \tilde{S} contains only the D_{cut} largest singular values and \tilde{U}, \tilde{V} contain D_{cut} corresponding singular vectors. Since M has a symmetry G as shown in Eq. (A1), the singular values are degenerate. The truncated bond dimension D_{cut} should be carefully selected such that the truncated singular vectors contain all degenerate ones.

If we keep all degenerate singular values up to a certain threshold, truncation error in SVD does not break any symmetry; i.e., the truncated singular vector space has the symmetry satisfying the following symmetry condition:

$$G_1 \tilde{U} \tilde{G} = \tilde{U}, \quad \tilde{G}^{-1} \tilde{V}^T G_2 = \tilde{V}^T. \quad (\text{A3})$$

Here \tilde{G} is the symmetry matrix on the decomposed leg, and can be easily obtained from the symmetry condition Eq. (A3). Generally, $G_{1,2}$ are unitary and then we have the unitarity condition for symmetries on the decomposed bond, $\tilde{G}^\dagger \tilde{G} = 1$. However, round-off error may violate the unitarity. After fixing the unitarity, we symmetrize the tensor \tilde{U} and \tilde{V} according to the symmetry condition Eq. (A3) and then round-off error is removed.

APPENDIX B: SIMPLE UPDATE

In this Appendix, we briefly introduce the simple update algorithm which is utilized in our work to find the ground states with TNS. For more details of the simple update, we

refer to Ref. [63]. The basic idea of the simple update is to use a relatively simple environment for the local tensors when truncating the bond dimension during imaginary-time evolution. The algorithm goes as follows.

First of all, the imaginary-time evolution operator $\exp(-\tau H)$ is not a local operator although the Hamiltonian is made of local terms. It is an exponentially large matrix with respect to the system size. However, the evolution operator can be decomposed approximately according to the Trotter-Suzuki formula when $\tau \ll 1$:

$$e^{-2\tau H} = e^{-\tau H_\Delta} e^{-\tau H_\nabla} e^{-\tau H_\nabla} e^{-\tau H_\Delta} + O(\tau^3), \quad (\text{B1})$$

where $H = H_\Delta + H_\nabla$; H_Δ and H_∇ are the interactions defined, respectively, on all upward and downward triangles. And we apply the evolution operator $e^{-\tau H_\Delta}$, $e^{-\tau H_\nabla}$, $e^{-\tau H_\nabla}$, and $e^{-\tau H_\Delta}$ successively to the TNS over many iterative steps. Since all the terms in H_Δ commute, $e^{-\tau H_\Delta}$ can be decomposed into a product of local evolution operators. This is similar for $e^{-\tau H_\nabla}$. In this step, the symmetry between upward- and downward-oriented triangles is broken in the sense that the energies of upward- and downward-triangles may be different. This symmetry breaking can be fixed when we take a very small value of τ in every iteration.

A diagrammatic representation of the evolution $e^{-\tau H_\Delta}$ is shown in Fig. 1(b) in the main text. After the local evolution operators act on local tensors, the products of tensors on the upward triangles turn out to be $e^{-\tau H_\Delta} \text{Tr}(T_1 M^1 M^2 M^3)$ as shown on the left of Fig. 1(b), which is a three-leg tensor with dimension $dD \times dD \times dD$. When we decompose this tensor to elementary ones and do truncation, the effect of the environment is included by introducing a positive bond vector λ to mimic the environment [not shown in Fig. 1(b)], which is square root of singular values from the last iteration. In Ref. [63], truncated high-order singular value decomposition (T-HOSVD) is used to get new approximate tensors after evolution. However, since T-HOSVD is not the optimal truncation [81], we use the high-order orthogonal iteration (HOOI) method to do the truncation [80,81].

During the symmetric update, we decrease the Trotter time τ from 10^{-3} to 10^{-6} . When τ is relatively large, the singular value weights on up-triangle and down-triangle are slightly different. With decreasing τ , the difference diminishes less than 10^{-8} . Also we find singular values weights have the $2\pi/3$ lattice rotation symmetry. Our states are symmetric within numerical error.

Although we use HOOI for the optimal truncation, the HOOI approximation is still not a global approximation. More precisely, the HOOI approximation is not the global approximation for the updated wave functions. It only involves local tensors. In a simple update, the issue is considered by inserting diagonal matrices between nearest local tensors, which are used to simulate the environment of local tensors self-consistently [90].

Therefore, the problem with a simple update is that it does not take precise account of the environment for local tensors which are updated in each iteration. Hence it may underestimate the long-range correlation or entanglement of the spins with small bond dimension. It is generally believed that a more refined method such as a full update [92] can fix this issue.

The spin collection J of SU(2) spins on the virtual legs of local tensors may be influenced by the update method. Here we have utilized a simple update to arrive at these bond dimensions and the corresponding gauge structure. We stress that they cannot be arbitrary spins in the following.

Because the local tensors are invariant under SU(2) rotation, Eq. (4) in the main text, all the spins on the legs of local tensors should form a spin singlet. In other words, tensors $T_{1,2}$ and M^{s_1, s_2, s_3} only contain the trivial representation of the tensor products of three SU(2) representations whose coupling coefficients are known as $3j$ symbols. Hence, the set J cannot be an arbitrary collection of spins. The choice of J must be able to form a spin singlet.

For example, in the case of $D = 3$, J cannot be a spin-1, although the Hilbert space of spin-1 is 3-dimensional. The reason is that, together with the physical spin-1/2, M^{s_i} cannot form a spin singlet. See Eqs. (4) and (5) in the main text. On the contrary, we need to select $\{0, \frac{1}{2}\}$ whose Hilbert space is also 3-dimensional.

-
- [1] X. Wen, *Quantum Field Theory of Many-Body Systems: From the Origin of Sound to an Origin of Light and Electrons*, Oxford Graduate Texts (Oxford University Press, Oxford, 2004).
- [2] P. W. Anderson, *Science* **235**, 1196 (1987).
- [3] X. G. Wen, *Phys. Rev. B* **44**, 2664 (1991).
- [4] X.-G. Wen, *Phys. Rev. B* **65**, 165113 (2002).
- [5] P. A. Lee, *Science* **321**, 1306 (2008).
- [6] L. Balents, *Nature (London)* **464**, 199 (2010).
- [7] S.-S. Gong, W. Zhu, and D. N. Sheng, *Sci. Rep.* **4**, 6317 (2014).
- [8] S.-S. Gong, W. Zhu, L. Balents, and D. N. Sheng, *Phys. Rev. B* **91**, 075112 (2015).
- [9] Y.-C. He, D. N. Sheng, and Y. Chen, *Phys. Rev. Lett.* **112**, 137202 (2014).
- [10] B. Bauer, L. Cincio, B. Keller, M. Dolfi, G. Vidal, S. Trebst, and A. Ludwig, *Nat. Commun.* **5**, 5137 (2014).
- [11] R. B. Laughlin, *Phys. Rev. Lett.* **50**, 1395 (1983).
- [12] F. Wilczek and A. Zee, *Phys. Rev. Lett.* **52**, 2111 (1984).
- [13] D. Arovas, J. R. Schrieffer, and F. Wilczek, *Phys. Rev. Lett.* **53**, 722 (1984).
- [14] X. G. Wen, *Phys. Rev. B* **40**, 7387 (1989).
- [15] X. G. Wen and Q. Niu, *Phys. Rev. B* **41**, 9377 (1990).
- [16] X. G. Wen, *Int. J. Mod. Phys. B* **4**, 239 (1990).
- [17] E. Keski-Vakkuri and X.-G. Wen, *Int. J. Mod. Phys. B* **07**, 4227 (1993).
- [18] X.-G. Wen, [arXiv:1212.5121](https://arxiv.org/abs/1212.5121).
- [19] F. Liu, Z. Wang, Y.-Z. You, and X.-G. Wen, [arXiv:1303.0829](https://arxiv.org/abs/1303.0829).
- [20] H. Moradi and X.-G. Wen, *Phys. Rev. Lett.* **115**, 036802 (2015).
- [21] H. He, H. Moradi, and X.-G. Wen, *Phys. Rev. B* **90**, 205114 (2014).
- [22] J.-W. Mei and X.-G. Wen, *Phys. Rev. B* **91**, 125123 (2015).

- [23] X.-G. Wen, *Natl. Sci. Rev.* **3**, 68 (2016).
- [24] J. Eisert, M. Cramer, and M. B. Plenio, *Rev. Mod. Phys.* **82**, 277 (2010).
- [25] U. Schollwöck, *Ann. Phys.* **326**, 96 (2011).
- [26] F. Verstraete and J. I. Cirac, [arXiv:cond-mat/0407066](https://arxiv.org/abs/cond-mat/0407066).
- [27] Y.-Y. Shi, L.-M. Duan, and G. Vidal, *Phys. Rev. A* **74**, 022320 (2006).
- [28] G. Vidal, *Phys. Rev. Lett.* **101**, 110501 (2008).
- [29] X. Chen, B. Zeng, Z.-C. Gu, I. L. Chuang, and X.-G. Wen, *Phys. Rev. B* **82**, 165119 (2010).
- [30] T. Neupert, H. He, C. von Keyserlingk, G. Sierra, and B. A. Bernevig, *Phys. Rev. B* **93**, 115103 (2016).
- [31] T. Neupert, H. He, C. von Keyserlingk, G. Sierra, and B. A. Bernevig, *New J. Phys.* **18**, 123009 (2016).
- [32] T. Lan, J. C. Wang, and X.-G. Wen, *Phys. Rev. Lett.* **114**, 076402 (2015).
- [33] M. P. Shores, E. A. Nytko, B. M. Bartlett, and D. G. Nocera, *J. Am. Chem. Soc.* **127**, 13462 (2005).
- [34] J. S. Helton, K. Matan, M. P. Shores, E. A. Nytko, B. M. Bartlett, Y. Yoshida, Y. Takano, A. Suslov, Y. Qiu, J.-H. Chung, D. G. Nocera, and Y. S. Lee, *Phys. Rev. Lett.* **98**, 107204 (2007).
- [35] P. Mendels, F. Bert, M. A. de Vries, A. Olariu, A. Harrison, F. Duc, J. C. Trombe, J. S. Lord, A. Amato, and C. Baines, *Phys. Rev. Lett.* **98**, 077204 (2007).
- [36] A. Zorko, S. Nellutla, J. van Tol, L. C. Brunel, F. Bert, F. Duc, J.-C. Trombe, M. A. de Vries, A. Harrison, and P. Mendels, *Phys. Rev. Lett.* **101**, 026405 (2008).
- [37] T. Imai, E. A. Nytko, B. M. Bartlett, M. P. Shores, and D. G. Nocera, *Phys. Rev. Lett.* **100**, 077203 (2008).
- [38] M. A. de Vries, J. R. Stewart, P. P. Deen, J. O. Piatek, G. J. Nilsen, H. M. Rønnow, and A. Harrison, *Phys. Rev. Lett.* **103**, 237201 (2009).
- [39] T. Imai, M. Fu, T. H. Han, and Y. S. Lee, *Phys. Rev. B* **84**, 020411 (2011).
- [40] M. Jeong, F. Bert, P. Mendels, F. Duc, J. C. Trombe, M. A. de Vries, and A. Harrison, *Phys. Rev. Lett.* **107**, 237201 (2011).
- [41] T. Han, S. Chu, and Y. S. Lee, *Phys. Rev. Lett.* **108**, 157202 (2012).
- [42] T.-H. Han, J. S. Helton, S. Chu, D. G. Nocera, J. A. Rodriguez-Rivera, C. Broholm, and Y. S. Lee, *Nature (London)* **492**, 406 (2012).
- [43] T.-H. Han, M. R. Norman, J.-J. Wen, J. A. Rodriguez-Rivera, J. S. Helton, C. Broholm, and Y. S. Lee, *Phys. Rev. B* **94**, 060409 (2016).
- [44] M. Fu, T. Imai, T.-H. Han, and Y. S. Lee, *Science* **350**, 655 (2015).
- [45] Z. Feng, Z. Li, X. Meng, W. Yi, Y. Wei, J. Zhang, Y.-C. Wang, W. Jiang, Z. Liu, S. Li, F. Liu, J. Luo, S. Li, G.-q. Zheng, Z. Y. Meng, J.-W. Mei, and Y. Shi, [arXiv:1702.01658](https://arxiv.org/abs/1702.01658).
- [46] J. B. Marston and C. Zeng, *J. Appl. Phys.* **69**, 5962 (1991).
- [47] S. Sachdev, *Phys. Rev. B* **45**, 12377 (1992).
- [48] F. Mila, *Phys. Rev. Lett.* **81**, 2356 (1998).
- [49] M. B. Hastings, *Phys. Rev. B* **63**, 014413 (2000).
- [50] P. Nikolic and T. Senthil, *Phys. Rev. B* **68**, 214415 (2003).
- [51] R. Budnik and A. Auerbach, *Phys. Rev. Lett.* **93**, 187205 (2004).
- [52] F. Wang and A. Vishwanath, *Phys. Rev. B* **74**, 174423 (2006).
- [53] Y. Ran, M. Hermele, P. A. Lee, and X.-G. Wen, *Phys. Rev. Lett.* **98**, 117205 (2007).
- [54] R. R. P. Singh and D. A. Huse, *Phys. Rev. B* **77**, 144415 (2008).
- [55] M. Hermele, Y. Ran, P. A. Lee, and X.-G. Wen, *Phys. Rev. B* **77**, 224413 (2008).
- [56] H. C. Jiang, Z. Y. Weng, and D. N. Sheng, *Phys. Rev. Lett.* **101**, 117203 (2008).
- [57] G. Evenbly and G. Vidal, *Phys. Rev. Lett.* **104**, 187203 (2010).
- [58] D. Poilblanc, M. Mambrini, and D. Schwandt, *Phys. Rev. B* **81**, 180402 (2010).
- [59] Y.-M. Lu, Y. Ran, and P. A. Lee, *Phys. Rev. B* **83**, 224413 (2011).
- [60] N. Schuch, D. Poilblanc, J. I. Cirac, and D. Pérez-García, *Phys. Rev. B* **86**, 115108 (2012).
- [61] D. Poilblanc and N. Schuch, *Phys. Rev. B* **87**, 140407 (2013).
- [62] Y. Iqbal, F. Becca, S. Sorella, and D. Poilblanc, *Phys. Rev. B* **87**, 060405 (2013).
- [63] Z. Y. Xie, J. Chen, J. F. Yu, X. Kong, B. Normand, and T. Xiang, *Phys. Rev. X* **4**, 011025 (2014).
- [64] S. Jiang and Y. Ran, *Phys. Rev. B* **92**, 104414 (2015).
- [65] O. Götze, D. J. J. Farnell, R. F. Bishop, P. H. Y. Li, and J. Richter, *Phys. Rev. B* **84**, 224428 (2011).
- [66] S. Yan, D. A. Huse, and S. R. White, *Science* **332**, 1173 (2011).
- [67] H.-C. Jiang, Z. Wang, and L. Balents, *Nat. Phys.* **8**, 902 (2012).
- [68] S. Depenbrock, I. P. McCulloch, and U. Schollwöck, *Phys. Rev. Lett.* **109**, 067201 (2012).
- [69] S. Jiang, P. Kim, J. H. Han, and Y. Ran, [arXiv:1610.02024](https://arxiv.org/abs/1610.02024).
- [70] H. J. Liao, Z. Y. Xie, J. Chen, Z. Y. Liu, H. D. Xie, R. Z. Huang, B. Normand, and T. Xiang, *Phys. Rev. Lett.* **118**, 137202 (2017).
- [71] Y.-C. He, M. P. Zaletel, M. Oshikawa, and F. Pollmann, [arXiv:1611.06238](https://arxiv.org/abs/1611.06238).
- [72] H. J. Changlani, D. Kochkov, K. Kumar, B. K. Clark, and E. Fradkin, [arXiv:1703.04659](https://arxiv.org/abs/1703.04659).
- [73] M. P. Zaletel and A. Vishwanath, *Phys. Rev. Lett.* **114**, 077201 (2015).
- [74] N. Read and S. Sachdev, *Phys. Rev. Lett.* **66**, 1773 (1991).
- [75] A. Y. Kitaev, *Ann. Phys. (NY)* **303**, 2 (2003).
- [76] L. Cincio and S. White (private communications).
- [77] Z.-C. Gu and X.-G. Wen, *Phys. Rev. B* **80**, 155131 (2009).
- [78] S. Yang, Z.-C. Gu, and X.-G. Wen, *Phys. Rev. Lett.* **118**, 110504 (2017).
- [79] A. M. Läuchli, J. Sudan, and R. Moessner, [arXiv:1611.06990](https://arxiv.org/abs/1611.06990).
- [80] L. D. Lathauwer, B. D. Moor, and J. Vandewalle, *SIAM J. Matrix Anal. Appl.* **21**, 1324 (2000).
- [81] T. G. Kolda and B. W. Bader, *SIAM Rev.* **51**, 455 (2009).
- [82] A. Weichselbaum, *Ann. Phys.* **327**, 2972 (2012).
- [83] W. Li, A. Weichselbaum, J. von Delft, and H.-H. Tu, *Phys. Rev. B* **91**, 224414 (2015).
- [84] T. Liu, W. Li, A. Weichselbaum, J. von Delft, and G. Su, *Phys. Rev. B* **91**, 060403 (2015).
- [85] B. Swingle and X.-G. Wen, [arXiv:1001.4517](https://arxiv.org/abs/1001.4517).
- [86] N. Schuch, I. Cirac, and D. Pérez-García, *Ann. Phys.* **325**, 2153 (2010).
- [87] O. Buerschaper, *Ann. Phys.* **351**, 447 (2014).
- [88] L. Balents, *Phys. Rev. B* **90**, 245116 (2014).
- [89] F. Yang and H. Yao, *Phys. Rev. Lett.* **109**, 147209 (2012).
- [90] H. C. Jiang, Z. Y. Weng, and T. Xiang, *Phys. Rev. Lett.* **101**, 090603 (2008).
- [91] L. Wang and F. Verstraete, [arXiv:1110.4362](https://arxiv.org/abs/1110.4362).

- [92] J. Jordan, R. Orús, G. Vidal, F. Verstraete, and J. I. Cirac, *Phys. Rev. Lett.* **101**, 250602 (2008).
- [93] Z.-C. Gu, M. Levin, and X.-G. Wen, *Phys. Rev. B* **78**, 205116 (2008).
- [94] M. Levin and C. P. Nave, *Phys. Rev. Lett.* **99**, 120601 (2007).
- [95] X. Liu, Z. Wen, and Y. Zhang, *SIAM J. Sci. Comput.* **35**, A1641 (2013).
- [96] S. Singh, R. N. C. Pfeifer, and G. Vidal, *Phys. Rev. A* **82**, 050301 (2010).
- [97] J. Haegeman, V. Zauner, N. Schuch, and F. Verstraete, *Nat. Commun.* **6**, 8284 (2015).
- [98] M. Punk, D. Chowdhury, and S. Sachdev, *Nat. Phys.* **10**, 289 (2014).
- [99] J.-W. Mei and X.-G. Wen, [arXiv:1507.03007](https://arxiv.org/abs/1507.03007).