

MIT Open Access Articles

J/psi production at high transverse momenta in p plus p and Cu plus Cu collisions at $[\sqrt{s}(\text{NN})=200 \text{ GeV}]$

The MIT Faculty has made this article openly available. **Please share** how this access benefits you. Your story matters.

Citation: STAR Collaboration et al. "J/psi production at high transverse momenta in p+p and Cu +Cu collisions at $[\sqrt{s}(\text{NN})=200 \text{ GeV}]$." Physical Review C 80.4 (2009): 041902. © 2009 American Physical Society.

As Published: <http://dx.doi.org/10.1103/PhysRevC.80.041902>

Publisher: American Physical Society

Persistent URL: <http://hdl.handle.net/1721.1/54814>

Version: Final published version: final published article, as it appeared in a journal, conference proceedings, or other formally published context

Terms of Use: Article is made available in accordance with the publisher's policy and may be subject to US copyright law. Please refer to the publisher's site for terms of use.



J/ψ production at high transverse momenta in $p + p$ and $\text{Cu} + \text{Cu}$ collisions at $\sqrt{s_{NN}} = 200 \text{ GeV}$

B. I. Abelev,⁸ M. M. Aggarwal,³⁰ Z. Ahammed,⁴⁷ B. D. Anderson,¹⁸ D. Arkhipkin,¹² G. S. Averichev,¹¹ J. Balewski,²² O. Barannikova,⁸ L. S. Barnby,² J. Baudot,¹⁶ S. Baumgart,⁵² D. R. Beavis,³ R. Bellwied,⁵⁰ F. Benedetto,²⁷ M. J. Betancourt,²² R. R. Betts,⁸ A. Bhasin,¹⁷ A. K. Bhati,³⁰ H. Bichsel,⁴⁹ J. Bielcik,¹⁰ J. Bielcikova,¹⁰ B. Biritz,⁶ L. C. Bland,³ M. Bombara,² B. E. Bonner,³⁶ M. Botje,²⁷ J. Bouchet,¹⁸ E. Braidot,²⁷ A. V. Brandin,²⁵ E. Bruna,⁵² S. Bueltmann,²⁹ T. P. Burton,² M. Bystersky,¹⁰ X. Z. Cai,⁴⁰ H. Caines,⁵² M. Calderón de la Barca Sánchez,⁵ O. Catu,⁵² D. Cebra,⁵ R. Cendejas,⁶ M. C. Cervantes,⁴² Z. Chajecski,²⁸ P. Chaloupka,¹⁰ S. Chattopadhyay,⁴⁷ H. F. Chen,³⁸ J. H. Chen,¹⁸ J. Y. Chen,⁵¹ J. Cheng,⁴⁴ M. Cherney,⁹ A. Chikanian,⁵² K. E. Choi,³⁴ W. Christie,³ R. F. Clarke,⁴² M. J. M. Coddington,⁴² R. Corliss,²² T. M. Cormier,⁵⁰ M. R. Cosentino,³⁷ J. G. Cramer,⁴⁹ H. J. Crawford,⁴ D. Das,⁵ S. Dash,¹³ M. Daugherty,⁴³ L. C. De Silva,⁵⁰ T. G. Dedovich,¹¹ M. DePhillips,³ A. A. Derevschikov,³² R. Derradi de Souza,⁷ L. Didenko,³ P. Djawotho,⁴² S. M. Dogra,¹⁷ X. Dong,²¹ J. L. Drachenberg,⁴² J. E. Draper,⁵ J. C. Dunlop,³ M. R. Dutta Mazumdar,⁴⁷ W. R. Edwards,²¹ L. G. Efimov,¹¹ E. Elhalhuli,² M. Elnimr,⁵⁰ V. Emelianov,²⁵ J. Engelage,⁴ G. Eppley,³⁶ B. Erasmus,⁴¹ M. Estienne,⁴¹ L. Eun,³¹ P. Fachini,³ R. Fatemi,¹⁹ J. Fedorisin,¹¹ A. Feng,⁵¹ P. Filip,¹² E. Finch,⁵² V. Fine,³ Y. Fisyak,³ C. A. Gagliardi,⁴² L. Gaillard,² D. R. Gangadharan,⁶ M. S. Ganti,⁴⁷ E. J. Garcia-Solis,⁸ A. Geromitsos,⁴¹ F. Geurts,³⁶ V. Ghazikhanian,⁶ P. Ghosh,⁴⁷ Y. N. Gorbunov,⁹ A. Gordon,³ O. Grebenyuk,²¹ D. Grosnick,⁴⁶ B. Grube,³⁴ S. M. Guertin,⁶ K. S. F. F. Guimaraes,³⁷ A. Gupta,¹⁷ N. Gupta,¹⁷ W. Guryn,³ B. Haag,⁵ T. J. Hallman,³ A. Hamed,⁴² J. W. Harris,⁵² W. He,¹⁵ M. Heinz,⁵² S. Heppelmann,³¹ B. Hippolyte,¹⁶ A. Hirsch,³³ E. Hjort,²¹ A. M. Hoffman,²² G. W. Hoffmann,⁴³ D. J. Hofman,⁸ R. S. Hollis,⁸ H. Z. Huang,⁶ T. J. Humanic,²⁸ L. Huo,⁴² G. Igo,⁶ A. Iordanova,⁸ P. Jacobs,²¹ W. W. Jacobs,¹⁵ P. Jakl,¹⁰ C. Jena,¹³ F. Jin,⁴⁰ C. L. Jones,²² P. G. Jones,² J. Joseph,¹⁸ E. G. Judd,⁴ S. Kabana,⁴¹ K. Kajimoto,⁴³ K. Kang,⁴⁴ J. Kapitan,¹⁰ D. Keane,¹⁸ A. Kechechyan,¹¹ D. Kettler,⁴⁹ V. Yu. Khodyrev,³² D. P. Kikola,²¹ J. Kiryluk,²¹ A. Kisiel,²⁸ S. R. Klein,²¹ A. G. Knospe,⁵² A. Kocoloski,²² D. D. Koetke,⁴⁶ M. Kopytine,¹⁸ W. Korsch,¹⁹ L. Kotchenda,²⁵ V. Kouchpil,¹⁰ P. Kravtsov,²⁵ V. I. Kravtsov,³² K. Krueger,¹ M. Krus,¹⁰ C. Kuhn,¹⁶ L. Kumar,³⁰ P. Kurnadi,⁶ M. A. C. Lamont,³ J. M. Landgraf,³ S. LaPointe,⁵⁰ J. Lauret,³ A. Lebedev,³ R. Lednický,¹² C.-H. Lee,³⁴ J. H. Lee,³ W. Leight,²² M. J. LeVine,³ C. Li,³⁸ N. Li,⁵¹ Y. Li,⁴⁴ G. Lin,⁵² S. J. Lindenbaum,²⁶ M. A. Lisa,²⁸ F. Liu,⁵¹ J. Liu,³⁶ L. Liu,⁵¹ T. Ljubicic,³ W. J. Llope,³⁶ R. S. Longacre,³ W. A. Love,³ Y. Lu,³⁸ T. Ludlam,³ G. L. Ma,⁴⁰ Y. G. Ma,⁴⁰ D. P. Mahapatra,¹³ R. Majka,⁵² O. I. Mall,⁵ L. K. Mangotra,¹⁷ R. Manweiler,⁴⁶ S. Margetis,¹⁸ C. Markert,⁴³ H. S. Matis,²¹ Yu. A. Matulenko,³² D. McDonald,³⁶ T. S. McShane,⁹ A. Meschanin,³² R. Milner,²² N. G. Minaev,³² S. Mioduszewski,⁴² A. Mischke,²⁷ B. Mohanty,⁴⁷ D. A. Morozov,³² M. G. Munhoz,³⁷ B. K. Nandi,¹⁴ C. Nattrass,⁵² T. K. Nayak,⁴⁷ J. M. Nelson,² P. K. Netrakanti,³³ M. J. Ng,⁴ L. V. Nogach,³² S. B. Nurushev,³² G. Odyniec,²¹ A. Ogawa,³ H. Okada,³ V. Okorokov,²⁵ D. Olson,²¹ M. Pachr,¹⁰ B. S. Page,¹⁵ S. K. Pal,⁴⁷ Y. Pandit,¹⁸ Y. Panebratsev,¹¹ T. Pawlak,⁴⁸ T. Peitzmann,²⁷ V. Perevoztchikov,³ C. Perkins,⁴ W. Peryt,⁴⁸ S. C. Phatak,¹³ P. Pile,³ M. Planinic,⁵³ J. Pluta,⁴⁸ D. Plyku,²⁹ N. Poljak,⁵³ A. M. Poskanzer,²¹ B. V. K. S. Potukuchi,¹⁷ D. Prindle,⁴⁹ C. Pruneau,⁵⁰ N. K. Pruthi,³⁰ P. R. Pujahari,¹⁴ J. Putschke,⁵² R. Raniwala,³⁵ S. Raniwala,³⁵ R. L. Ray,⁴³ R. Redwine,²² R. Reed,⁵ A. Ridiger,²⁵ H. G. Ritter,²¹ J. B. Roberts,³⁶ O. V. Rogachevskiy,¹¹ J. L. Romero,⁵ A. Rose,²¹ C. Roy,⁴¹ L. Ruan,³ M. J. Russcher,²⁷ R. Sahoo,⁴¹ I. Sakrejda,²¹ T. Sakuma,²² S. Salur,²¹ J. Sandweiss,⁵² M. Sarsour,⁴² J. Schambach,⁴³ R. P. Scharenberg,³³ N. Schmitz,²³ J. Seger,⁹ I. Selyuzhenkov,¹⁵ P. Seyboth,²³ A. Shabetai,¹⁶ E. Shahaliev,¹¹ M. Shao,³⁸ M. Sharma,⁵⁰ S. S. Shi,⁵¹ X.-H. Shi,⁴⁰ E. P. Sichtermann,²¹ F. Simon,²³ R. N. Singaraju,⁴⁷ M. J. Skoby,³³ N. Smirnov,⁵² R. Snellings,²⁷ P. Sorensen,³ J. Sowinski,¹⁵ H. M. Spinka,¹ B. Srivastava,³³ A. Stadnik,¹¹ T. D. S. Stanislaus,⁴⁶ D. Staszak,⁶ M. Strikhanov,²⁵ B. Stringfellow,³³ A. A. P. Suaide,³⁷ M. C. Suarez,⁸ N. L. Subba,¹⁸ M. Sumner,¹⁰ X. M. Sun,²¹ Y. Sun,³⁸ Z. Sun,²⁰ B. Surrow,²² T. J. M. Symons,²¹ A. Szanto de Toledo,³⁷ J. Takahashi,⁷ A. H. Tang,³ Z. Tang,³⁸ L. H. Tarini,⁵⁰ T. Tarnowsky,²⁴ D. Thein,⁴³ J. H. Thomas,²¹ J. Tian,⁴⁰ A. R. Timmins,⁵⁰ S. Timoshenko,²⁵ D. Tlusty,¹⁰ M. Tokarev,¹¹ T. A. Trainor,⁴⁹ V. N. Tram,²¹ A. L. Trattner,⁴ S. Trentalange,⁶ R. E. Tribble,⁴² O. D. Tsai,⁶ J. Ulery,³³ T. Ullrich,³ D. G. Underwood,¹ G. Van Buren,³ M. van Leeuwen,²⁷ A. M. Vander Molen,²⁴ J. A. Vanfossen Jr.,¹⁸ R. Varma,¹⁴ G. M. S. Vasconcelos,⁷ I. M. Vasilevski,¹² A. N. Vasiliev,³² F. Videbaek,³ S. E. Vigdor,¹⁵ Y. P. Viyogi,¹³ S. Vokal,¹¹ S. A. Voloshin,⁵⁰ M. Wada,⁴³ M. Walker,²² F. Wang,³³ G. Wang,⁶ J. S. Wang,²⁰ Q. Wang,³³ X. Wang,⁴⁴ X. L. Wang,³⁸ Y. Wang,⁴⁴ G. Webb,¹⁹ J. C. Webb,⁴⁶ G. D. Westfall,²⁴ C. Whitten Jr.,⁶ H. Wieman,²¹ S. W. Wissink,¹⁵ R. Witt,⁴⁵ Y. Wu,⁵¹ W. Xie,³³ N. Xu,²¹ Q. H. Xu,³⁹ Y. Xu,³⁸ Z. Xu,³ Y. Yang,²⁰ P. Yepes,³⁶ K. Yip,³ I.-K. Yoo,³⁴ Q. Yue,⁴⁴ M. Zawisza,⁴⁸ H. Zbroszczyk,⁴⁸ W. Zhan,²⁰ S. Zhang,⁴⁰ W. M. Zhang,¹⁸ X. P. Zhang,²¹ Y. Zhang,²¹ Z. P. Zhang,³⁸ Y. Zhao,³⁸ C. Zhong,⁴⁰ J. Zhou,³⁶ R. Zoulkarneev,¹² Y. Zoulkarneeva,¹² and J. X. Zuo⁴⁰

(STAR Collaboration)

¹Argonne National Laboratory, Argonne, Illinois 60439, USA²University of Birmingham, Birmingham, United Kingdom³Brookhaven National Laboratory, Upton, New York 11973, USA⁴University of California, Berkeley, California 94720, USA⁵University of California, Davis, California 95616, USA⁶University of California, Los Angeles, California 90095, USA⁷Universidade Estadual de Campinas, Sao Paulo, Brazil⁸University of Illinois at Chicago, Chicago, Illinois 60607, USA⁹Creighton University, Omaha, Nebraska 68178, USA

- ¹⁰Nuclear Physics Institute AS CR, 250 68Řeřz/Prague, Czech Republic
¹¹Laboratory for High Energy (JINR), Dubna, Russia
¹²Particle Physics Laboratory (JINR), Dubna, Russia
¹³Institute of Physics, Bhubaneswar 751005, India
¹⁴Indian Institute of Technology, Mumbai, India
¹⁵Indiana University, Bloomington, Indiana 47408, USA
¹⁶Institut de Recherches Subatomiques, Strasbourg, France
¹⁷University of Jammu, Jammu 180001, India
¹⁸Kent State University, Kent, Ohio 44242, USA
¹⁹University of Kentucky, Lexington, Kentucky, 40506-0055, USA
²⁰Institute of Modern Physics, Lanzhou, People's Republic of China
²¹Lawrence Berkeley National Laboratory, Berkeley, California 94720, USA
²²Massachusetts Institute of Technology, Cambridge, Massachusetts 02139-4307, USA
²³Max-Planck-Institut für Physik, Munich, Germany
²⁴Michigan State University, East Lansing, Michigan 48824, USA
²⁵Moscow Engineering Physics Institute, Moscow Russia
²⁶City College of New York, New York City, New York 10031, USA
²⁷NIKHEF and Utrecht University, Amsterdam, The Netherlands
²⁸Ohio State University, Columbus, Ohio 43210, USA
²⁹Old Dominion University, Norfolk, Virginia 23529, USA
³⁰Panjab University, Chandigarh 160014, India
³¹Pennsylvania State University, University Park, Pennsylvania 16802, USA
³²Institute of High Energy Physics, Protvino, Russia
³³Purdue University, West Lafayette, Indiana 47907, USA
³⁴Pusan National University, Pusan, Republic of Korea
³⁵University of Rajasthan, Jaipur 302004, India
³⁶Rice University, Houston, Texas 77251, USA
³⁷Universidade de Sao Paulo, Sao Paulo, Brazil
³⁸University of Science & Technology of China, Hefei 230026, People's Republic of China
³⁹Shandong University, Jinan, Shandong 250100, People's Republic of China
⁴⁰Shanghai Institute of Applied Physics, Shanghai 201800, People's Republic of China
⁴¹SUBATECH, Nantes, France
⁴²Texas A&M University, College Station, Texas 77843, USA
⁴³University of Texas, Austin, Texas 78712, USA
⁴⁴Tsinghua University, Beijing 100084, People's Republic of China
⁴⁵United States Naval Academy, Annapolis, Maryland 21402, USA
⁴⁶Valparaiso University, Valparaiso, Indiana 46383, USA
⁴⁷Variable Energy Cyclotron Centre, Kolkata 700064, India
⁴⁸Warsaw University of Technology, Warsaw, Poland
⁴⁹University of Washington, Seattle, Washington 98195, USA
⁵⁰Wayne State University, Detroit, Michigan 48201, USA
⁵¹Institute of Particle Physics, CCNU (HZNU), Wuhan 430079, People's Republic of China
⁵²Yale University, New Haven, Connecticut 06520, USA
⁵³University of Zagreb, Zagreb, HR-10002, Croatia

(Received 2 April 2009; published 27 October 2009)

The STAR Collaboration at the Relativistic Heavy Ion Collider presents measurements of $J/\psi \rightarrow e^+e^-$ at midrapidity and high transverse momentum ($p_T > 5 \text{ GeV}/c$) in $p + p$ and central Cu + Cu collisions at $\sqrt{s_{NN}} = 200 \text{ GeV}$. The inclusive J/ψ production cross section for Cu + Cu collisions is found to be consistent at high p_T with the binary collision-scaled cross section for $p + p$ collisions. At a confidence level of 97%, this is in contrast to a suppression of J/ψ production observed at lower p_T . Azimuthal correlations of J/ψ with charged hadrons in $p + p$ collisions provide an estimate of the contribution of B -hadron decays to J/ψ production of $13\% \pm 5\%$.

DOI: [10.1103/PhysRevC.80.041902](https://doi.org/10.1103/PhysRevC.80.041902)

PACS number(s): 25.75.Dw, 12.38.Mh, 14.40.Gx, 25.75.Nq

Suppression of the $c\bar{c}$ bound state J/ψ meson production in relativistic heavy-ion collisions arising from J/ψ dissociation due to screening of the $c\bar{c}$ binding potential in the deconfined

medium has been proposed as a signature of quark-gluon plasma (QGP) formation [1]. Measurements at $\sqrt{s_{NN}} = 17.3 \text{ GeV}$ at the CERN-SPS observed a strong suppression

of J/ψ production in heavy-ion collisions [2], although the magnitude of the suppression decreases with increasing J/ψ p_T . This systematic dependence may be explained by initial state scattering (Cronin effect [3,4]), as well as the combined effects of finite J/ψ formation time and the finite space-time extent of the hot, dense volume where the dissociation can occur [5].

At higher beam energy ($\sqrt{s_{NN}} = 200$ GeV), the PHENIX Collaboration at the Relativistic Heavy Ion Collider (RHIC) has measured J/ψ suppression for $p_T < 5$ GeV/ c in central (small impact parameter) Au + Au and Cu + Cu collisions [6] that is similar in magnitude to that observed at the CERN-SPS. This similarity is surprising in light of the expectation that the energy density is significantly higher at larger collision energy. It may be due to the cold nuclear absorption and the counterbalancing of larger dissociation with recombination of unassociated c and \bar{c} in the medium, which are more abundant at higher energy [7–10] (i.e., for a recent review see Ref. [11]).

Measurements of open heavy-flavor production may also shed light on J/ψ suppression mechanisms. Nonphotonic electrons from the semileptonic decay of heavy flavor mesons are found to be strongly suppressed in heavy-ion relative to $p + p$ collisions at RHIC [12,13], an effect that has been attributed to partonic energy loss in dense matter [14–16]. This process may also contribute to high- p_T J/ψ suppression, if J/ψ formation proceeds through a channel carrying color.

The medium generated in RHIC heavy-ion collisions is thought to be strongly coupled [17], making accurate QCD calculations of quarkonium propagation difficult. The anti-de-Sitter space/conformal field theory (AdS/CFT) duality for QCD-like theories may provide insight into heavy fermion pair propagation in a strongly coupled liquid. One such calculation predicts that the dissociation temperature decreases with increasing J/ψ p_T (or velocity) [18]. The temperature achieved at RHIC ($\sim 1.5 T_c$) [17] is below this dissociation temperature at low J/ψ p_T and above it at $p_T \gtrsim 5$ GeV/ c . Consequently, J/ψ production is predicted to be more suppressed at high p_T , in contrast to the standard suppression mechanism. This prediction can be tested with measurements of J/ψ over a broad kinematic range, in both $p + p$ and nuclear collisions.

The interpretation of J/ψ suppression observed at the CERN Super Proton Synchrotron (SPS) and by the PHENIX Collaboration requires understanding of the quarkonium production mechanism in hadronic collisions, which include direct production via gluon fusion and color-octet (CO) and color-singlet (CS) transitions, as described by nonrelativistic quantum chromodynamics (NRQCD) [19], parton fragmentation, and feed-down from higher charmonium states [χ_c , $\psi(2S)$] and B -hadron decays. No model at present fully explains the J/ψ systematics observed in elementary collisions [20]. J/ψ measurements at high p_T both in $p + p$ and nuclear collisions may provide additional insights into the basic processes underlying quarkonium production.

This letter reports new measurements by the STAR Collaboration at RHIC of J/ψ production at high transverse momentum in $p + p$ and Cu + Cu collisions at $\sqrt{s_{NN}} = 200$ GeV [21]. The inclusive cross section and semi-inclusive J/ψ -hadron correlations are presented.

TABLE I. Trigger conditions, off-line cuts, and J/ψ signal statistics. E_T is the BEMC trigger threshold. p_{T1} and p_{T2} are the lower bounds for the two electron candidates. BBC (ZDC) means the coincidence of beam-beam counters (zero degree calorimeters). S/B is the ratio of signal to background.

	$p + p$ (2005)	$p + p$ (2006)	Cu + Cu
MB trigger	BBC	BBC	ZDC
E_T (GeV)	>3.5	>5.4	>3.75
Sampled int. lum.	2.8 pb ⁻¹	11.3 pb ⁻¹	860 μ b ⁻¹
p_{T1} (GeV/ c)	>2.5	>4.0	>3.5
p_{T2} (GeV/ c)	>1.2	>1.2	>1.5
J/ψ p_T (GeV/ c)	5–8	5–14	5–8
J/ψ counts	32 \pm 6	51 \pm 10	23 \pm 8
S/B	8.0:1	1.9:1	0.7:1

The Cu + Cu data are from the RHIC 2005 run, while the $p + p$ data are from 2005 and 2006. The online trigger, utilizing the STAR Barrel Electromagnetic Calorimeter (BEMC) [22] as well as other trigger detectors, required one BEMC tower with an energy deposition above a given threshold in coincidence with a minimum bias (MB) collision trigger [23]. The online trigger threshold, MB trigger condition, and sampled integrated luminosity for each data set are listed in Table I. In Cu + Cu data, the most central 0–20% and 0–60% of the total hadronic cross section were selected based on the distribution of charged-particle multiplicity within $|\eta| < 0.5$ [23,24].

In this analysis, $J/\psi \rightarrow e^+e^-$ (branching ratio (B) = 5.9%) was reconstructed using the STAR Time Projection Chamber (TPC) [25] and BEMC, with acceptance $|\eta| < 1$ and full azimuthal coverage. Hadron rejection was achieved through the combination of BEMC shower energy, shower shape measured in the embedded Shower-Maximum Detector (SMD), and ionization loss (dE/dx) in the TPC [12,26]. Electron purity is >70% with high efficiency. At moderate p_T , the TPC alone can measure electrons with efficiency >90% and sufficient hadron rejection ($\sim 10^3$) [12,27].

Figure 1 shows dielectron invariant mass distributions for (a) $p + p$ and (b) Cu + Cu collisions at $\sqrt{s_{NN}} = 200$ GeV. The like-sign distribution measures random pair background from Dalitz decays and photon conversions. The J/ψ signal was obtained from a mass window of $2.7 < M_{inv}^{e^+e^-} < 3.2$ GeV/ c^2 . Other correlated e^+e^- background is estimated to be less than 5%. Table I lists the offline cuts and J/ψ signal statistics. Different thresholds were used for the two electron candidates, corresponding to different online trigger thresholds.

The J/ψ detection efficiency was calculated by two complementary methods. The first method was to determine the electron trigger efficiency by comparing triggered electron yield to the measured inclusive electron spectrum [12]. The nontriggered electron efficiency depends only on the TPC tracking efficiency, which was determined by embedding simulated electron tracks into real events [23], and dE/dx efficiencies, determined from the distributions in real data [26]. The second method was to simulate J/ψ events in PYTHIA [28], embed them into real events, and reconstruct

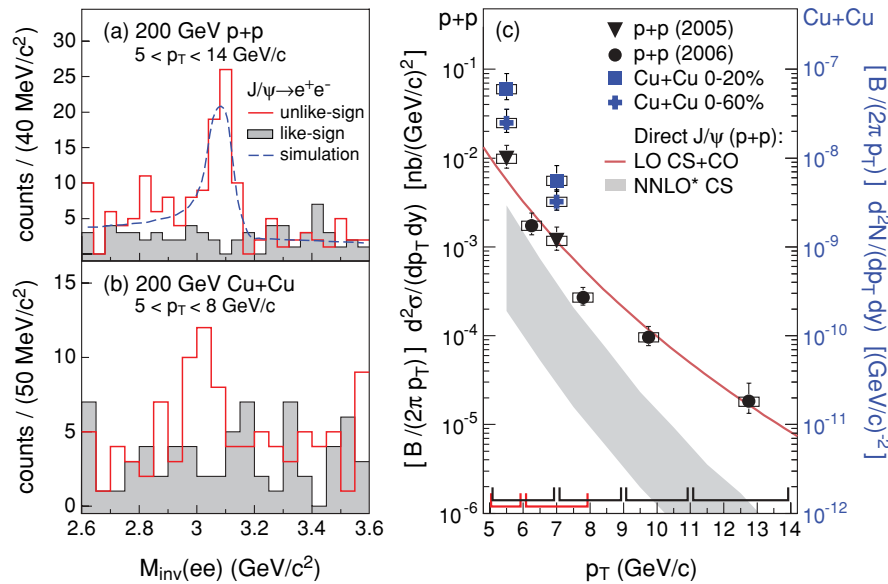


FIG. 1. (Color online) (Left) Dielectron invariant mass distribution in (a) $p + p$ and (b) Cu + Cu collisions, for opposite sign (solid red) and same sign pairs (grey band) from data, and simulated J/ψ peak for $p + p$ (dashed). (Right) J/ψ p_T distributions in $p + p$ and Cu + Cu collisions at $\sqrt{s_{NN}} = 200$ GeV. Horizontal brackets show bin limits. Also shown are perturbative calculations for LO CS + CO (solid line) and NNLO* CS (band) direct yields, without feed-down contributions.

the hybrid event to determine the J/ψ trigger and detection efficiencies. The difference in estimated efficiency between the two methods is $<10\%$ for all data sets and is included into the systematic uncertainties of the inclusive spectra. This systematic uncertainty is correlated in $p + p$ and Cu + Cu. A log-likelihood method is used to correct the J/ψ efficiency and calculate the yields [29].

Figure 1(c) shows the measured $J/\psi \rightarrow e^+e^-$ p_T spectra. The systematic uncertainties are dominated by kinematic cuts, trigger efficiency (9%), and reconstruction efficiency (8%), and are similar and correlated in $p + p$ and Cu + Cu. The normalization uncertainty for the inclusive nonsingly diffractive $p + p$ cross section is 14% [30]. Theoretical calculations shown in the figure are NRQCD from CO and CS transitions for direct J/ψ 's in $p + p$ collisions [31] (solid line) and NNLO* CS result [32] (gray band). Neither calculation includes feed-down contributions. The band for NNLO* gives the uncertainty due to scale parameters and the charm quark mass. The CS+CO calculation describes the data well and leaves little room for feed-down from ψ' , χ_c , and B . At Tevatron energies, the feed-down contribution from ψ' and χ_c was found to be p_T independent between $5 < p_T < 18$ GeV/c and increases the yield of the directly produced J/ψ 's by a factor of ~ 1.55 [33]. NNLO* CS predicts a steeper p_T dependence.

Proton and pion inclusive production cross sections in high-energy $p + p$ collisions have been found to follow x_T scaling [34–36]: $E \frac{d^3\sigma}{dp^3} = g(x_T)/s^{n/2}$, where $x_T = 2p_T/\sqrt{s}$. In the parton model, n reflects the number of constituents taking an active role in hadron production. Figure 2 shows the x_T distributions of this data and previous J/ψ , pion, and proton data from $p + p$ collisions. The J/ψ data [37–41] cover the range $\sqrt{s} = 30$ GeV to $\sqrt{s} = 1.96$ TeV. The J/ψ exhibits x_T scaling ($n = 5.6 \pm 0.2$) at high p_T , similar to the trend for pions and protons ($n = 6.6 \pm 0.1$) [42,43]. While low p_T J/ψ production originates in a hard process due to the mass scale, subsequent soft processes could cause violation of x_T scaling. At high p_T , the power parameter $n = 5.6 \pm 0.2$

is closer to the predictions from CO and color-evaporation production ($n \simeq 6$) [31,44] and much smaller than that from next-to-next-to leading order (NNLO*) CS production ($n \simeq 8$) [32]. This is also evident from Fig. 1(c).

The nuclear modification factor $R_{AA}(p_T)$ [45], defined as the ratio of the inclusive hadron yield in nuclear collisions to that in $p + p$ collisions scaled by the underlying number of binary nucleon-nucleon collisions, measures medium-induced effects on inclusive particle production. In the absence of such effects, R_{AA} is unity for hard processes.

Figure 3 shows R_{AA} for J/ψ vs. p_T , in 0–20% Cu + Cu collisions from PHENIX [46] and STAR, and 0–60% Cu + Cu from STAR. Cu + Cu and $p + p$ data with $p_T > 5$ GeV/c are from STAR. The R_{AA} systematic uncertainty takes into account the correlated efficiencies of the Cu + Cu and $p + p$ data sets. R_{AA} for J/ψ is seen to increase with increasing p_T . The average of the two STAR 0–20% data points at high- p_T is $R_{AA} = 1.4 \pm 0.4(\text{stat.}) \pm 0.2(\text{syst.})$. Utilizing the

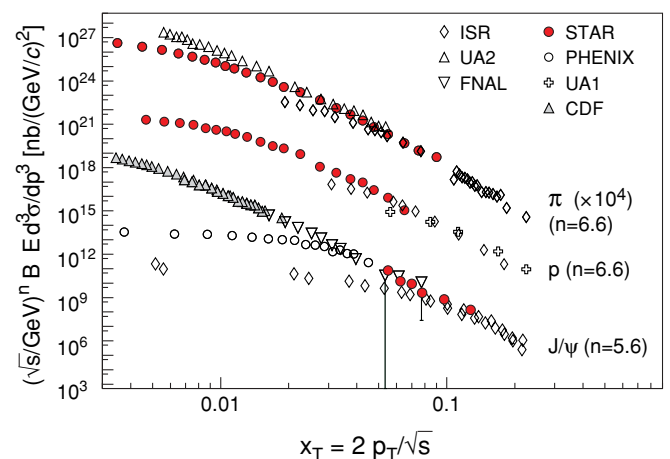


FIG. 2. (Color online) x_T distributions of pions and protons [42, 43,47–49] and J/ψ (CDF [37,38], UA1 [39], PHENIX [40], and ISR [41]).

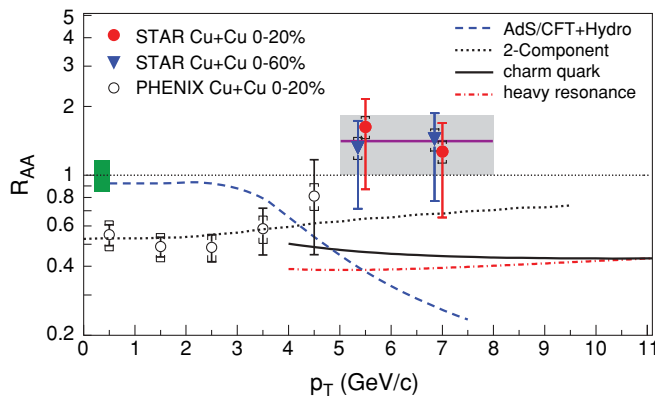


FIG. 3. (Color online) J/ψ R_{AA} vs. p_T . STAR data points have statistical (bars) and systematic (caps) uncertainties. The box about unity on the left shows R_{AA} normalization uncertainty, which is the quadrature sum of $p + p$ normalization and binary collision scaling uncertainties. The solid line and band show the average and uncertainty of the two 0–20% data points. The curves are model calculations described in the text. The uncertainty band of 10% for the dotted curve is not shown.

STAR Cu + Cu and $p + p$ data reported here and PHENIX Cu + Cu data at high p_T [46] gives $R_{AA} = 1.1 \pm 0.3(\text{stat.}) \pm 0.2(\text{sys.})$ for $p_T > 5$ GeV/c. Both results are consistent with unity and differ by two standard deviations from a PHENIX measurement at lower p_T ($R_{AA} = 0.52 \pm 0.05$ [46]).

The $p + p$ data presented here enable the measurement of R_{AA} at substantially higher p_T than that accessible from previous data [40]. A value of $R_{AA} < 0.6$ for $p_T > 5$ GeV/c is excluded at the 97% confidence level. The enhanced p_T range from our data allows comparison to a calculation based on AdS/CFT+hydrodynamics [50], whose prediction is excluded at the 99% confidence level. A notable conclusion from these data is that J/ψ is the only hadron measured in RHIC heavy-ion collisions that does not exhibit significant high- p_T suppression. However, for the J/ψ population reported here, the initial scattered partons have average momentum fraction $x \sim 0.1$ (see also Fig. 2), where initial-state effects such as antishadowing may lead to increasing R_{AA} with increasing p_T .

The dashed curve in Fig. 3 shows the prediction of an AdS/CFT-based calculation, in which the J/ψ is embedded in a hydrodynamic model [50] and the J/ψ dissociation temperature decreases with increasing velocity according to Ref. [18]. Its p_T dependence is at variance with that of the data. The dotted line shows the prediction of a two-component model, including color screening, hadronic phase dissociation, statistical $c\bar{c}$ coalescence at the hadronization transition, J/ψ formation time effects, and B -hadron feed-down [3]. This calculation describes the overall trend of the data.

The other calculations in Fig. 3 provide a comparison to open charm R_{AA} . The solid line is based on the Wicks-Horowitz-Djordjevic-Gyulassy model for charm quark energy loss, with assumed medium gluon density $dN_g/dy = 254$ for 0–20% Cu + Cu [51]. The dash-dotted line shows a generalized Lotka-Volterra model calculation for D -meson

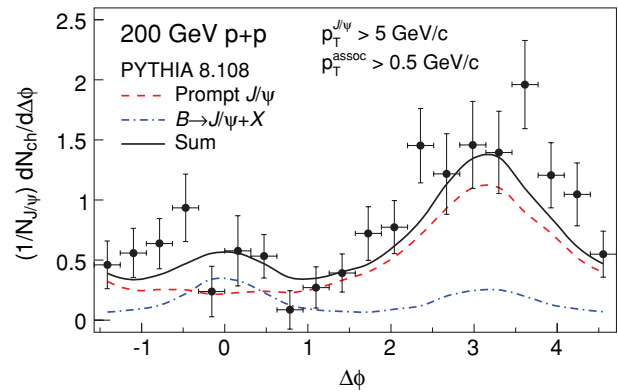


FIG. 4. (Color online) J/ψ -hadron azimuthal correlations. Lines show PYTHIA calculation of prompt (dashed) and B -hadron (dot-dashed) feed-down contributions and their sum (solid).

energy loss, with $dN_g/dy = 275$ [16]. Both models, which correctly describe heavy-flavor suppression in Au + Au collisions, predict charm meson suppression of a factor ~ 2 at $p_T > 5$ GeV/c. This is in contrast to the J/ψ R_{AA} . This comparison suggests that high- p_T J/ψ production does not proceed dominantly via a channel carrying color. However, other effects [3,52] may compensate for the predicted loss in this p_T range.

Figure 4 shows the azimuthal correlation between high- p_T J/ψ ($p_T > 5$ GeV/c) and charged hadrons with $p_T > 0.5$ GeV/c in 200 GeV $p + p$ collisions. The J/ψ mass window is narrowed to 2.9–3.2 GeV/ c^2 to increase the S/B ratio. There is no significant correlated yield in the near-side ($\Delta\phi \sim 0$), in contrast to dihadron correlation measurements [53]. The lines show the result of a PYTHIA calculation [28], which exhibits a near-side correlation due dominantly to $B \rightarrow J/\psi + X$. A χ^2 fit to the data of the summed distribution (directly produced J/ψ , feed-down from χ_c , $\psi(2S)$, and B hadron) gives a contribution from B -hadron feed-down to inclusive J/ψ production of $13\% \pm 5\%$ at $p_T > 5$ GeV/c.

In summary, we report new measurements of J/ψ production in $\sqrt{s} = 200$ GeV $p + p$ and Cu + Cu collisions at high p_T ($p_T > 5$ GeV/c) at RHIC. The J/ψ inclusive cross section was found to obey x_T scaling for $p_T \gtrsim 5$ GeV/c, in contrast to lower p_T J/ψ production. The J/ψ nuclear modification factor R_{AA} in Cu + Cu increases from low to high p_T and is consistent with no J/ψ suppression for $p_T > 5$ GeV/c, in contrast to the prediction from a theoretical model of quarkonium dissociation in a strongly coupled liquid using an AdS/CFT approach. The two-component model with finite J/ψ formation time describe the increasing trend of the J/ψ R_{AA} . Based on the measurement of azimuthal correlations and the comparison to model calculations, we estimate the fraction of J/ψ from B -hadron decay to be $13 \pm 5\%$ at $p_T > 5$ GeV/c in $p + p$ collisions.

The authors thank G. C. Nayak, J. P. Lansberg, W. A. Horowitz, and I. Vitev for providing calculations and discussion. We thank the RHIC Operations Group and RCF at

BNL, the NERSC Center at LBNL, and the Open Science Grid consortium for providing resources and support. This work was supported in part by the Offices of NP and HEP within the US DOE Office of Science; the US NSF; the Sloan Foundation; the DFG cluster of excellence “Origin and Structure of the Universe”; CNRS/IN2P3; STFC and EPSRC of the United Kingdom; FAPESP CNPq of Brazil; Ministry of Education

and Science of the Russian Federation; NNSFC, CAS, MoST, and MoE of China; GA and MSMT of the Czech Republic; FOM and NOW of the Netherlands; DAE, DST, and CSIR of India; Polish Ministry of Science and Higher Education; Korea Research Foundation; Ministry of Science, Education and Sports of the Republic of Croatia; the Russian Ministry of Science and Technology; and Rosatom of Russia.

-
- [1] T. Matsui and H. Satz, *Phys. Lett.* **B178**, 416 (1986).
 [2] M. C. Abreu *et al.*, *Phys. Lett.* **B499**, 85 (2001).
 [3] X. Zhao and R. Rapp, *Phys. Lett.* **B664**, 253 (2008).
 [4] J. P. Blaizot and J.-Y. Ollitrault, *Phys. Rev. D* **39**, 232 (1989).
 [5] F. Karsch and R. Petronzio, *Phys. Lett.* **B212**, 255 (1988).
 [6] A. Adare *et al.*, *Phys. Rev. Lett.* **98**, 232301 (2007).
 [7] P. Braun-Munzinger and J. Stachel, *Phys. Lett.* **B490**, 196 (2000).
 [8] L. Grandchamp and R. Rapp, *Phys. Lett.* **B523**, 60 (2001).
 [9] M. I. Gorenstein *et al.*, *Phys. Lett.* **B524**, 265 (2002).
 [10] R. L. Thews, M. Schroedter, and J. Rafelski, *Phys. Rev. C* **63**, 054905 (2001).
 [11] A. D. Frawley, T. Ullrich, and R. Vogt, *Phys. Rep.* **462**, 125 (2008).
 [12] B. I. Abelev *et al.*, *Phys. Rev. Lett.* **98**, 192301 (2007).
 [13] A. Adare *et al.*, *Phys. Rev. Lett.* **98**, 172301 (2007).
 [14] Y. L. Dokshitzer and D. E. Kharzeev, *Phys. Lett.* **B519**, 199 (2001).
 [15] H. van Hees, V. Greco, and R. Rapp, *Phys. Rev. C* **73**, 034913 (2006).
 [16] A. Adil and I. Vitev, *Phys. Lett.* **B649**, 139 (2007); I. Vitev (private communication).
 [17] J. Adams *et al.*, *Nucl. Phys.* **A757**, 102 (2005).
 [18] H. Liu, K. Rajagopal, and U. A. Wiedemann, *Phys. Rev. Lett.* **98**, 182301 (2007).
 [19] G. T. Bodwin, E. Braaten, and G. P. Lepage, *Phys. Rev. D* **51**, 1125 (1995); [Erratum-*ibid.* **55**, 5853 (1997)].
 [20] N. Brambilla *et al.* (2004), arXiv:hep-ph/0412158.
 [21] K. H. Ackermann *et al.*, *Nucl. Instrum. Methods A* **499**, 624 (2003).
 [22] M. Beddo *et al.*, *Nucl. Instrum. Methods A* **499**, 725 (2003).
 [23] B. I. Abelev *et al.*, *Phys. Rev. C* **79**, 034909 (2009).
 [24] B. I. Abelev *et al.*, *Phys. Lett.* **B673**, 183 (2009).
 [25] M. Anderson *et al.*, *Nucl. Instrum. Methods A* **499**, 659 (2003).
 [26] Y.-C. Xu *et al.* (2008), arXiv:0807.4303.
 [27] J. Adams *et al.*, *Phys. Rev. Lett.* **94**, 062301 (2005).
 [28] T. Sjostrand, S. Mrenna, and P. Skands, *J. High Energy Phys.* **05** (2006) 026.
 [29] Z. Tang, Ph.D. thesis, University of Science and Technology of China, 2009.
 [30] J. Adams *et al.*, *Phys. Rev. Lett.* **91**, 172302 (2003).
 [31] G. C. Nayak, M. X. Liu, and F. Cooper, *Phys. Rev. D* **68**, 034003 (2003), and private communication.
 [32] P. Artoisenet, J. Campbell, J. P. Lansberg, F. Maltoni, and F. Tramontano, *Phys. Rev. Lett.* **101**, 152001 (2008); J. P. Lansberg (private communication).
 [33] F. Abe *et al.* (CDF Collaboration), *Phys. Rev. Lett.* **79**, 578 (1997).
 [34] A. G. Clark *et al.*, *Phys. Lett.* **B74**, 267 (1978).
 [35] A. L. S. Angelis *et al.*, *Phys. Lett.* **B79**, 505 (1978).
 [36] S. S. Adler *et al.*, *Phys. Rev. C* **69**, 034910 (2004).
 [37] D. E. Acosta *et al.*, *Phys. Rev. D* **71**, 032001 (2005).
 [38] F. Abe *et al.*, *Phys. Rev. Lett.* **79**, 572 (1997).
 [39] C. Albajar *et al.*, *Phys. Lett.* **B256**, 112 (1991).
 [40] A. Adare *et al.*, *Phys. Rev. Lett.* **98**, 232002 (2007).
 [41] A. Kourkoumelis *et al.*, *Phys. Lett.* **B91**, 481 (1980).
 [42] J. Adams *et al.*, *Phys. Lett.* **B637**, 161 (2006).
 [43] J. Adams *et al.*, *Phys. Lett.* **B616**, 8 (2005).
 [44] M. Bedjidian *et al.* (2004), arXiv:hep-ph/0311048; R. Vogt (private communication).
 [45] C. Adler *et al.*, *Phys. Rev. Lett.* **89**, 202301 (2002).
 [46] A. Adare *et al.*, *Phys. Rev. Lett.* **101**, 122301 (2008).
 [47] M. Banner *et al.*, *Phys. Lett.* **B115**, 59 (1982).
 [48] B. Alper *et al.*, *Nucl. Phys.* **B100**, 237 (1975).
 [49] D. Antreasyan *et al.*, *Phys. Rev. D* **19**, 764 (1979).
 [50] T. Gunji *et al.*, *J. Phys. G: Nucl. Part. Phys.* **35**, 104137 (2008).
 [51] S. Wicks *et al.*, *Nucl. Phys.* **A784**, 426 (2007); W. A. Horowitz (private communication).
 [52] X.-M. Xu, *Nucl. Phys.* **A697**, 825 (2002).
 [53] J. Adams *et al.*, *Phys. Rev. Lett.* **95**, 152301 (2005).