

MIT Open Access Articles

Search for a heavy vector boson decaying to two gluons in pp# collisions at $\sqrt{s}=1.96$ TeV

The MIT Faculty has made this article openly available. **Please share** how this access benefits you. Your story matters.

Citation: Aaltonen, T. et al. "Search for a heavy vector boson decaying to two gluons in pp# collisions at $\sqrt{s}=1.96$ TeV." Physical Review D 86.11 (2012). © 2012 American Physical Society

As Published: <http://dx.doi.org/10.1103/PhysRevD.86.112002>

Publisher: American Physical Society

Persistent URL: <http://hdl.handle.net/1721.1/76808>

Version: Final published version: final published article, as it appeared in a journal, conference proceedings, or other formally published context

Terms of Use: Article is made available in accordance with the publisher's policy and may be subject to US copyright law. Please refer to the publisher's site for terms of use.



Search for a heavy vector boson decaying to two gluons in $p\bar{p}$ collisions at $\sqrt{s} = 1.96$ TeV

T. Aaltonen,²² J. Adelman,⁵⁸ B. Álvarez González,^{10,aa} S. Amerio,^{41a} D. Amidei,³³ A. Anastassov,^{16,y} A. Annovi,¹⁸ J. Antos,¹³ G. Apollinari,¹⁶ J. A. Appel,¹⁶ T. Arisawa,⁵⁵ A. Artikov,¹⁴ J. Asaadi,⁵⁰ W. Ashmanskas,¹⁶ B. Auerbach,⁵⁸ A. Aurisano,⁵⁰ F. Azfar,⁴⁰ W. Badgett,¹⁶ T. Bae,²⁶ A. Barbaro-Galtieri,²⁷ V. E. Barnes,⁴⁵ B. A. Barnett,²⁴ P. Barria,^{43c,43a} P. Bartos,¹³ M. Bauce,^{41b,41a} F. Bedeschi,^{43a} S. Behari,²⁴ G. Bellettini,^{43b,43a} J. Bellinger,⁵⁷ D. Benjamin,¹⁵ A. Beretvas,¹⁶ A. Bhatti,⁴⁷ D. Bisello,^{41b,41a} I. Bizjak,²⁹ K. R. Bland,⁵ B. Blumenfeld,²⁴ A. Bocci,¹⁵ A. Bodek,⁴⁶ D. Bortoletto,⁴⁵ J. Boudreau,⁴⁴ A. Boveia,¹² L. Brigliadori,^{6b,6a} C. Bromberg,³⁴ E. Brucken,²² J. Budagov,¹⁴ H. S. Budd,⁴⁶ K. Burkett,¹⁶ G. Busetto,^{41b,41a} P. Bussey,²⁰ A. Buzatu,³² A. Calamba,¹¹ C. Calancha,³⁰ S. Camarda,⁴ M. Campanelli,²⁹ M. Campbell,³³ F. Canelli,^{12,16} B. Carls,²³ D. Carlsmith,⁵⁷ R. Carosi,^{43a} S. Carrillo,^{16,n} S. Carron,¹⁶ B. Casal,^{10,l} M. Casarsa,^{51a} A. Castro,^{6b,6a} P. Catastini,²¹ D. Cauz,^{51a} V. Cavaliere,²³ M. Cavalli-Sforza,⁴ A. Cerri,^{27,g} L. Cerrito,^{29,t} Y. C. Chen,¹ M. Chertok,⁷ G. Chiarelli,^{43a} G. Chlachidze,¹⁶ F. Chlebana,¹⁶ K. Cho,²⁶ D. Chokheli,¹⁴ W. H. Chung,⁵⁷ Y. S. Chung,⁴⁶ M. A. Ciocci,^{43c,43a} A. Clark,¹⁹ C. Clarke,⁵⁶ G. Compostella,^{41b,41a} M. E. Convery,¹⁶ J. Conway,⁷ M. Corbo,¹⁶ M. Cordelli,¹⁸ C. A. Cox,⁷ D. J. Cox,⁷ F. Crescioli,^{43b,43a} J. Cuevas,^{10,aa} R. Culbertson,¹⁶ D. Dagenhart,¹⁶ N. d'Ascenzo,^{16,x} M. Datta,¹⁶ P. de Barbaro,⁴⁶ M. Dell'Orso,^{43b,43a} L. Demortier,⁴⁷ M. Deninno,^{6a} F. Devoto,²² M. d'Errico,^{41b,41a} A. Di Canto,^{43b,43a} B. Di Ruzza,¹⁶ J. R. Dittmann,⁵ M. D'Onofrio,²⁸ S. Donati,^{43b,43a} P. Dong,¹⁶ M. Dorigo,^{51a} T. Dorigo,^{41a} K. Ebina,⁵⁵ A. Elagin,⁵⁰ A. Eppig,³³ R. Erbacher,⁷ S. Errede,²³ N. Ershaidat,^{16,ee} R. Eusebi,⁵⁰ S. Farrington,⁴⁰ M. Feindt,²⁵ J. P. Fernandez,³⁰ R. Field,¹⁷ G. Flanagan,^{16,v} R. Forrest,⁷ M. J. Frank,⁵ M. Franklin,²¹ J. C. Freeman,¹⁶ Y. Funakoshi,⁵⁵ I. Furic,¹⁷ M. Gallinaro,⁴⁷ J. E. Garcia,¹⁹ A. F. Garfinkel,⁴⁵ P. Garosi,^{43c,43a} H. Gerberich,²³ E. Gerchtein,¹⁶ S. Giagu,^{48a} V. Giakoumopoulou,³ P. Giannetti,^{43a} K. Gibson,⁴⁴ C. M. Ginsburg,¹⁶ N. Giokaris,³ P. Giromini,¹⁸ G. Giurgiu,²⁴ V. Glagolev,¹⁴ D. Glenzinski,¹⁶ M. Gold,³⁶ D. Goldin,⁵⁰ N. Goldschmidt,¹⁷ A. Golossanov,¹⁶ G. Gomez,¹⁰ G. Gomez-Ceballos,³¹ M. Goncharov,³¹ O. González,³⁰ I. Gorelov,³⁶ A. T. Goshaw,¹⁵ K. Goulianos,⁴⁷ S. Grinstein,⁴ C. Grosso-Pilcher,¹² R. C. Group,^{53,16} J. Guimaraes da Costa,²¹ S. R. Hahn,¹⁶ E. Halkiadakis,⁴⁹ A. Hamaguchi,³⁹ J. Y. Han,⁴⁶ F. Happacher,¹⁸ K. Hara,⁵² D. Hare,⁴⁹ M. Hare,⁵³ R. F. Harr,⁵⁶ K. Hatakeyama,⁵ C. Hays,⁴⁰ M. Heck,²⁵ J. Heinrich,⁴² M. Herndon,⁵⁷ S. Hewamanage,⁵ A. Hocker,¹⁶ W. Hopkins,^{16,h} D. Horn,²⁵ S. Hou,¹ R. E. Hughes,³⁷ M. Hurwitz,¹² U. Husemann,⁵⁸ N. Hussain,³² M. Hussein,³⁴ J. Huston,³⁴ G. Introzzi,^{43a} M. Iori,^{48b,48a} A. Ivanov,^{7,q} E. James,¹⁶ D. Jang,¹¹ B. Jayatilaka,¹⁵ E. J. Jeon,²⁶ S. Jindariani,¹⁶ M. Jones,⁴⁵ K. K. Joo,²⁶ S. Y. Jun,¹¹ T. R. Junk,¹⁶ T. Kamon,^{25,50} P. E. Karchin,⁵⁶ A. Kasmi,⁵ Y. Kato,^{39,p} W. Ketchum,¹² J. Keung,⁴² M. Khader,⁸ V. Khotilovich,⁵⁰ B. Kilminster,¹⁶ D. H. Kim,²⁶ H. S. Kim,²⁶ J. E. Kim,²⁶ M. J. Kim,¹⁸ S. B. Kim,²⁶ S. H. Kim,⁵² Y. K. Kim,¹² Y. J. Kim,²⁶ N. Kimura,⁵⁵ M. Kirby,¹⁶ S. Klimentenko,¹⁷ K. Knoepfel,¹⁶ K. Kondo,^{55,a} D. J. Kong,²⁶ J. Konigsberg,¹⁷ A. V. Kotwal,¹⁵ M. Kreps,²⁵ J. Kroll,⁴² D. Krop,¹² M. Kruse,¹⁵ V. Krutelyov,^{50,d} T. Kuhr,²⁵ M. Kurata,⁵² S. Kwang,¹² A. T. Laasanen,⁴⁵ S. Lami,^{43a} S. Lammel,¹⁶ M. Lancaster,²⁹ R. L. Lander,⁷ K. Lannon,^{37,z} A. Lath,⁴⁹ G. Latino,^{43c,43a} T. LeCompte,² E. Lee,⁵⁰ H. S. Lee,^{12,r} J. S. Lee,²⁶ S. W. Lee,^{50,cc} S. Leo,^{43b,43a} S. Leone,^{43a} J. D. Lewis,¹⁶ A. Limosani,^{15,u} C.-J. Lin,²⁷ M. Lindgren,¹⁶ E. Lipeles,⁴² A. Lister,¹⁹ D. O. Litvintsev,¹⁶ C. Liu,⁴⁴ H. Liu,⁵⁴ Q. Liu,⁴⁵ T. Liu,¹⁶ S. Lockwitz,⁵⁸ A. Loginov,⁵⁸ D. Lucchesi,^{41b,41a} J. Lueck,²⁵ P. Lujan,²⁷ P. Lukens,¹⁶ G. Lungu,⁴⁷ J. Lys,²⁷ R. Lysak,^{13,f} R. Madrak,¹⁶ K. Maeshima,¹⁶ P. Maestro,^{43c,43a} S. Malik,⁴⁷ G. Manca,^{28,b} A. Manousakis-Katsikakis,³ F. Margaroli,^{48a} C. Marino,²⁵ M. Martínez,⁴ P. Mastrandrea,^{48a} K. Matera,²³ M. E. Mattson,⁵⁶ A. Mazzacane,¹⁶ P. Mazzanti,^{6a} K. S. McFarland,⁴⁶ P. McIntyre,⁵⁰ R. McNulty,^{28,k} A. Mehta,²⁸ P. Mehtala,²² C. Mesropian,⁴⁷ T. Miao,¹⁶ D. Miettlicki,³³ A. Mitra,¹ H. Miyake,⁵² S. Moed,¹⁶ N. Moggi,^{6a} M. N. Mondragon,^{16,n} C. S. Moon,²⁶ R. Moore,¹⁶ M. J. Morello,^{43d,43a} J. Morlock,²⁵ P. Movilla Fernandez,¹⁶ A. Mukherjee,¹⁶ Th. Muller,²⁵ P. Murat,¹⁶ M. Mussini,^{6b,6a} J. Nachtman,^{16,o} Y. Nagai,⁵² J. Naganoma,⁵⁵ I. Nakano,³⁸ A. Napier,⁵³ J. Nett,⁵⁰ C. Neu,⁵⁴ M. S. Neubauer,²³ J. Nielsen,^{27,e} L. Nodulman,² S. Y. Noh,²⁶ O. Normiella,²³ L. Oakes,⁴⁰ S. H. Oh,¹⁵ Y. D. Oh,²⁶ I. Oksuzian,⁵⁴ T. Okusawa,³⁹ R. Orava,²² L. Ortolan,⁴ S. Pagan Griso,^{41b,41a} C. Pagliarone,^{51a} E. Palencia,^{10,g} V. Papadimitriou,¹⁶ A. A. Paramonov,² J. Patrick,¹⁶ G. Pauletta,^{51b,51a} M. Paulini,¹¹ C. Paus,³¹ D. E. Pellett,⁷ A. Penzo,^{51a} T. J. Phillips,¹⁵ G. Piacentino,^{43a} E. Pianori,⁴² J. Pilot,³⁷ K. Pitts,²³ C. Plager,⁹ L. Pondrom,⁵⁷ S. Poprocki,^{16,h} K. Potamianos,⁴⁵ F. Prokoshin,^{14,dd} A. Pranko,²⁷ F. Ptohos,^{18,i} G. Punzi,^{43b,43a} A. Rahaman,⁴⁴ V. Ramakrishnan,⁵⁷ N. Ranjan,⁴⁵ K. Rao,⁸ I. Redondo,³⁰ P. Renton,⁴⁰ M. Rescigno,^{48a} T. Riddick,²⁹ F. Rimondi,^{6b,6a} L. Ristori,^{42,16} A. Robson,²⁰ T. Rodrigo,¹⁰ T. Rodriguez,⁴² E. Rogers,²³ S. Rolli,^{53,j} R. Roser,¹⁶ F. Ruffini,^{43c,43a} A. Ruiz,¹⁰ J. Russ,¹¹ V. Rusu,¹⁶ A. Safonov,⁵⁰ W. K. Sakumoto,⁴⁶ Y. Sakurai,⁵⁵ L. Santi,^{51b,51a} K. Sato,⁵² V. Savelyev,^{16,x} A. Savoy-Navarro,^{16,bb} P. Schlabach,¹⁶ A. Schmidt,²⁵ E. E. Schmidt,¹⁶ T. Schwarz,¹⁶ L. Scodellaro,¹⁰ A. Scribano,^{43c,43a} F. Scuri,^{43a} S. Seidel,³⁶ Y. Seiya,³⁹ A. Semenov,¹⁴ F. Sforza,^{43c,43a} S. Z. Shalhout,⁷ T. Shears,²⁸ P. F. Shepard,⁴⁴ M. Shimojima,^{52,w} M. Shochet,¹² I. Shreyber-Tecker,³⁵ A. Simonenko,¹⁴

P. Sinervo,³² K. Sliwa,⁵³ J. R. Smith,⁷ F. D. Snider,¹⁶ A. Soha,¹⁶ V. Sorin,⁴ H. Song,⁴⁴ P. Squillacioti,^{43c,43a} M. Stancari,¹⁶ R. St. Denis,²⁰ B. Stelzer,³² O. Stelzer-Chilton,³² D. Stentz,^{16,y} J. Strologas,³⁶ G. L. Strycker,³³ Y. Sudo,⁵² A. Sukhanov,¹⁶ I. Suslov,¹⁴ K. Takemasa,⁵² Y. Takeuchi,⁵² J. Tang,¹² M. Tecchio,³³ P. K. Teng,¹ J. Thom,^{16,h} J. Thome,¹¹ G. A. Thompson,²³ E. Thomson,⁴² D. Toback,⁵⁰ S. Tokar,¹³ K. Tollefson,³⁴ T. Tomura,⁵² D. Tonelli,¹⁶ S. Torre,¹⁸ D. Torretta,¹⁶ P. Totaro,^{41a} M. Trovato,^{43d,43a} F. Ukegawa,⁵² S. Uozumi,²⁶ A. Varganov,³³ F. Vázquez,^{17,n} G. Velev,¹⁶ C. Vellidis,¹⁶ M. Vidal,⁴⁵ I. Vila,¹⁰ R. Vilar,¹⁰ J. Vizán,¹⁰ M. Vogel,³⁶ G. Volpi,¹⁸ P. Wagner,⁴² R. L. Wagner,¹⁶ T. Wakisaka,³⁹ R. Wallny,⁹ S. M. Wang,¹ A. Warburton,³² D. Waters,²⁹ W. C. Wester III,¹⁶ D. Whiteson,^{42,c} A. B. Wicklund,² E. Wicklund,¹⁶ S. Wilbur,¹² F. Wick,²⁵ H. H. Williams,⁴² J. S. Wilson,³⁷ P. Wilson,¹⁶ B. L. Winer,³⁷ P. Wittich,^{16,h} S. Wolbers,¹⁶ H. Wolfe,³⁷ T. Wright,³³ X. Wu,¹⁹ Z. Wu,⁵ K. Yamamoto,³⁹ D. Yamato,³⁹ T. Yang,¹⁶ U. K. Yang,^{12,s} Y. C. Yang,²⁶ W.-M. Yao,²⁷ G. P. Yeh,¹⁶ M. Yen,⁸ K. Yi,^{16,o} J. Yoh,¹⁶ K. Yorita,⁵⁵ T. Yoshida,^{39,m} G. B. Yu,¹⁵ I. Yu,²⁶ S. S. Yu,¹⁶ J. C. Yun,¹⁶ A. Zanetti,^{51a} Y. Zeng,¹⁵ C. Zhou,¹⁵ and S. Zucchelli^{6b,6a}

(CDF Collaboration)

¹*Institute of Physics, Academia Sinica, Taipei, Taiwan 11529, Republic of China*²*Argonne National Laboratory, Argonne, Illinois 60439, USA*³*University of Athens, 157 71 Athens, Greece*⁴*Institut de Física d'Altes Energies, ICREA, Universitat Autònoma de Barcelona, E-08193 Bellaterra Barcelona, Spain*⁵*Baylor University, Waco, Texas 76798, USA*^{6a}*Istituto Nazionale di Fisica Nucleare Bologna, I-40127 Bologna, Italy*^{6b}*University of Bologna, I-40127 Bologna, Italy*⁷*University of California, Davis, California 95616, USA*⁸*University of California, Irvine, California 92697, USA*⁹*University of California, Los Angeles, California 90024, USA*¹⁰*Instituto de Física de Cantabria, CSIC-University of Cantabria, 39005 Santander, Spain*¹¹*Carnegie Mellon University, Pittsburgh, Pennsylvania 15213, USA*¹²*Enrico Fermi Institute, University of Chicago, Chicago, Illinois 60637, USA*¹³*Comenius University, 842 48 Bratislava, Slovakia and Institute of Experimental Physics, 040 01 Kosice, Slovakia*¹⁴*Joint Institute for Nuclear Research, RU-141980 Dubna, Russia*¹⁵*Duke University, Durham, North Carolina 27708, USA*¹⁶*Fermi National Accelerator Laboratory, Batavia, Illinois 60510, USA*¹⁷*University of Florida, Gainesville, Florida 32611, USA*¹⁸*Laboratori Nazionali di Frascati, Istituto Nazionale di Fisica Nucleare, I-00044 Frascati, Italy*¹⁹*University of Geneva, CH-1211 Geneva 4, Switzerland*²⁰*Glasgow University, Glasgow G12 8QQ, United Kingdom*²¹*Harvard University, Cambridge, Massachusetts 02138, USA*²²*Department of Physics, Division of High Energy Physics, University of Helsinki and Helsinki Institute of Physics, FIN-00014, Helsinki, Finland*²³*University of Illinois, Urbana, Illinois 61801, USA*²⁴*The Johns Hopkins University, Baltimore, Maryland 21218, USA*²⁵*Institut für Experimentelle Kernphysik, Karlsruhe Institute of Technology, D-76131 Karlsruhe, Germany*²⁶*Center for High Energy Physics, Kyungpook National University, Daegu 702-701, Korea; Seoul National University, Seoul 151-742, Korea; Sungkyunkwan University, Suwon 440-746, Korea; Korea Institute of Science and Technology Information, Daejeon 305-806, Korea; Chonnam National University, Gwangju 500-757, Korea; and Chonbuk National University, Jeonju 561-756, Korea*²⁷*Ernest Orlando Lawrence Berkeley National Laboratory, Berkeley, California 94720, USA*²⁸*University of Liverpool, Liverpool L69 7ZE, United Kingdom*²⁹*University College London, London WC1E 6BT, United Kingdom*³⁰*Centro de Investigaciones Energéticas Medioambientales y Tecnológicas, E-28040 Madrid, Spain*³¹*Massachusetts Institute of Technology, Cambridge, Massachusetts 02139, USA*³²*Institute of Particle Physics, McGill University, Montréal, Québec H3A 2T8, Canada; Simon Fraser University, Burnaby, British Columbia V5A 1S6, Canada; University of Toronto, Toronto, Ontario M5S 1A7, Canada; and TRIUMF, Vancouver, British Columbia V6T 2A3, Canada*³³*University of Michigan, Ann Arbor, Michigan 48109, USA*³⁴*Michigan State University, East Lansing, Michigan 48824, USA*³⁵*Institution for Theoretical and Experimental Physics, ITEP, Moscow 117259, Russia*³⁶*University of New Mexico, Albuquerque, New Mexico 87131, USA*³⁷*The Ohio State University, Columbus, Ohio 43210, USA*³⁸*Okayama University, Okayama 700-8530, Japan*

- ³⁹*Osaka City University, Osaka 588, Japan*
⁴⁰*University of Oxford, Oxford OX1 3RH, United Kingdom*
^{41a}*Istituto Nazionale di Fisica Nucleare, Sezione di Padova-Trento, I-35131 Padova, Italy*
^{41b}*University of Padova, I-35131 Padova, Italy*
⁴²*University of Pennsylvania, Philadelphia, Pennsylvania 19104, USA*
^{43a}*Istituto Nazionale di Fisica Nucleare Pisa, I-56127 Pisa, Italy*
^{43b}*University of Pisa, I-56127 Pisa, Italy*
^{43c}*University of Siena, I-56127 Pisa, Italy*
^{43d}*Scuola Normale Superiore, I-56127 Pisa, Italy*
⁴⁴*University of Pittsburgh, Pittsburgh, Pennsylvania 15260, USA*
⁴⁵*Purdue University, West Lafayette, Indiana 47907, USA*
⁴⁶*University of Rochester, Rochester, New York 14627, USA*
⁴⁷*The Rockefeller University, New York, New York 10065, USA*
^{48a}*Istituto Nazionale di Fisica Nucleare, Sezione di Roma 1, I-00185 Roma, Italy*
^{48b}*Sapienza Università di Roma, I-00185 Roma, Italy*
⁴⁹*Rutgers University, Piscataway, New Jersey 08855, USA*
⁵⁰*Texas A&M University, College Station, Texas 77843, USA*
^{51a}*Istituto Nazionale di Fisica Nucleare Trieste/Udine, I-34100 Trieste, Italy*
^{51b}*University of Udine, I-33100 Udine, Italy*
⁵²*University of Tsukuba, Tsukuba, Ibaraki 305, Japan*
⁵³*Tufts University, Medford, Massachusetts 02155, USA*
⁵⁴*University of Virginia, Charlottesville, Virginia 22906, USA*
⁵⁵*Waseda University, Tokyo 169, Japan*
⁵⁶*Wayne State University, Detroit, Michigan 48201, USA*
⁵⁷*University of Wisconsin, Madison, Wisconsin 53706, USA*
⁵⁸*Yale University, New Haven, Connecticut 06520, USA*
(Received 21 October 2012; published 5 December 2012)

We present a search for a new heavy vector boson Z' that decays to gluons. Decays to on-shell gluons are suppressed, leading to a dominant decay mode of $Z' \rightarrow g^*g$. We study the case where the off-shell gluon g^* converts to a pair of top quarks, leading to a final state of $t\bar{t}g$. In a sample of events with exactly

^aDeceased.

^bVisitor from Istituto Nazionale di Fisica Nucleare, Sezione di Cagliari, 09042 Monserrato Cagliari, Italy.

^cVisitor from University of CA Irvine, Irvine, CA 92697, USA.

^dVisitor from University of CA Santa Barbara, Santa Barbara, CA 93106, USA.

^eVisitor from University of CA Santa Cruz, Santa Cruz, CA 95064, USA.

^fVisitor from Institute of Physics, Academy of Sciences of the Czech, Prague, Republic Czech Republic.

^gVisitor from CERN, CH-1211 Geneva, Switzerland.

^hVisitor from Cornell University, Ithaca, NY 14853, USA.

ⁱVisitor from University of Cyprus, Nicosia CY-1678, Cyprus.

^jVisitor from Office of Science, U.S. Department of Energy, Washington, DC 20585, USA.

^kVisitor from University College Dublin, Dublin 4, Ireland.

^lVisitor from ETH, 8092 Zurich, Switzerland.

^mVisitor from University of Fukui, Fukui City, Fukui Prefecture, 910-0017, Japan.

ⁿVisitor from Universidad Iberoamericana, Mexico D.F., Mexico.

^oVisitor from University of Iowa, Iowa City, IA 52242, USA.

^pVisitor from Kinki University, Higashi-Osaka City 577-8502, Japan.

^qVisitor from Kansas State University, Manhattan, KS 66506, USA.

^rVisitor from Ewha Womans University, Seoul 120-750, Korea.

^sVisitor from University of Manchester, Manchester M13 9PL, United Kingdom.

^tVisitor from Queen Mary, University of London, London E1 4NS, United Kingdom.

^uVisitor from University of Melbourne, Victoria 3010, Australia.

^vVisitor from Muons, Inc., Batavia, IL 60510, USA.

^wVisitor from Nagasaki Institute of Applied Science, Nagasaki, Japan.

^xVisitor from National Research Nuclear University, Moscow, Russia.

^yVisitor from Northwestern University, Evanston, IL 60208, USA.

^zVisitor from University of Notre Dame, Notre Dame, IN 46556, USA.

^{aa}Visitor from Universidad de Oviedo, E-33007 Oviedo, Spain.

^{bb}Visitor from CNRS-IN2P3, Paris, F-75205 France.

^{cc}Visitor from Texas Tech University, Lubbock, TX 79609, USA.

^{dd}Visitor from Universidad Tecnica Federico Santa Maria, 110v Valparaiso, Chile.

^{ee}Visitor from Yarmouk University, Irbid 211-63, Jordan.

one charged lepton, large missing transverse momentum and at least five jets, corresponding to an integrated luminosity of 8.7 fb^{-1} collected by the CDF II detector, we find the data to be consistent with the standard model. We set upper limits on the production cross section times branching ratio of this chromophilic Z' at 95% confidence level from 300 to 40 fb for Z' masses ranging from 400 to 1000 GeV/c^2 , respectively.

DOI: [10.1103/PhysRevD.86.112002](https://doi.org/10.1103/PhysRevD.86.112002)

PACS numbers: 12.60.-i, 13.85.Rm, 14.80.-j

Various models of physics beyond the standard model (SM) predict new U(1) symmetries with an associated electrically neutral Z' gauge boson. Assuming coupling to charged lepton pairs, experiments at the LHC rule out such particles up to masses of several TeV [1,2]. Strict limits are also set by D0, CDF, ATLAS and CMS in searches for Z' decaying to light quarks [3–6] or $t\bar{t}$ pairs [7–10]. If the new particle decays only to gluons (*chromophilic* Z'), such limits are evaded. If the new gauge boson is due to a new hidden sector, tree-level couplings to fermions may be suppressed, and the leading interactions would be with fields charged under the new U(1) and SU(2) or SU(3) groups; the SU(3) case leads to a chromophilic Z' that decays to pairs of gluons [11]. However, the Landau-Yang theorem [12] prevents a vector particle from decaying to two massless gauge bosons, and so the predominant decay mode is to one on-shell (massless) gluon and one off-shell (massive) gluon, the latter then decaying to a pair of quarks, giving $Z' \rightarrow g^*g \rightarrow q\bar{q}g$. For the same reason, the Z' boson cannot be produced through the fusion of two on-shell gluons in the process $gg \rightarrow Z'$, but require at least one of the incoming gluons to be off shell, see Fig. 1.

If the $g^* \rightarrow q\bar{q}$ pair in the decay is below the top-quark pair mass threshold, it gives a four-jet final state; the usual constraints on Z' models from dilepton and dijet final states therefore do not apply to this model. However, the four-jet final state with a resonance in three jets would be challenging to see over the large multijet background. To extract the signal from the large background, we will look at signal events where the off-shell gluon decays to heavy flavor quarks. In this paper, we focus on the decay $Z' \rightarrow g t\bar{t}$ and consider the decay mode $Z' \rightarrow t\bar{t}g \rightarrow W^+ b W^- \bar{b} g$ in which one W boson decays leptonically (including τ lepton decays) and the second W boson decays to a quark-antiquark pair. This decay mode features a large $t\bar{t}$ branching ratio and a distinctive experimental signature which allows the reduction to a manageable level of the backgrounds other than SM $t\bar{t}$ production. Such a signal is similar to SM top-quark pair production and decay, but with an additional jet coming from the on-shell gluon from $Z' \rightarrow g^*g$ decay.

We analyze a sample of events corresponding to an integrated luminosity of $8.7 \pm 0.5 \text{ fb}^{-1}$ recorded by the CDF II detector [13], a general purpose detector designed to study $p\bar{p}$ collisions at $\sqrt{s} = 1.96 \text{ TeV}$ produced by the Fermilab Tevatron collider. CDF's tracking system consists of a silicon microstrip tracker and a drift chamber that are immersed

in a 1.4 T axial magnetic field [14]. Electromagnetic and hadronic calorimeters surrounding the tracking system measure particle energies, with muon detection provided by an additional system of drift chambers located outside the calorimeters.

Events are selected online (triggered) by the requirement of an e or μ candidate [15] with transverse momentum p_T [16] greater than 18 GeV/c . After trigger selection, events are retained if the electron or muon candidate has a pseudorapidity $|\eta| < 1.1$ [16], $p_T > 20 \text{ GeV}/c$ and satisfies the standard CDF identification and isolation requirements [15]. We reconstruct jets in the calorimeter using the JETCLU [17] algorithm with a clustering radius of 0.4 in η - ϕ space, and calibrated using the techniques outlined in Ref. [18]. Jets are required to have transverse energy

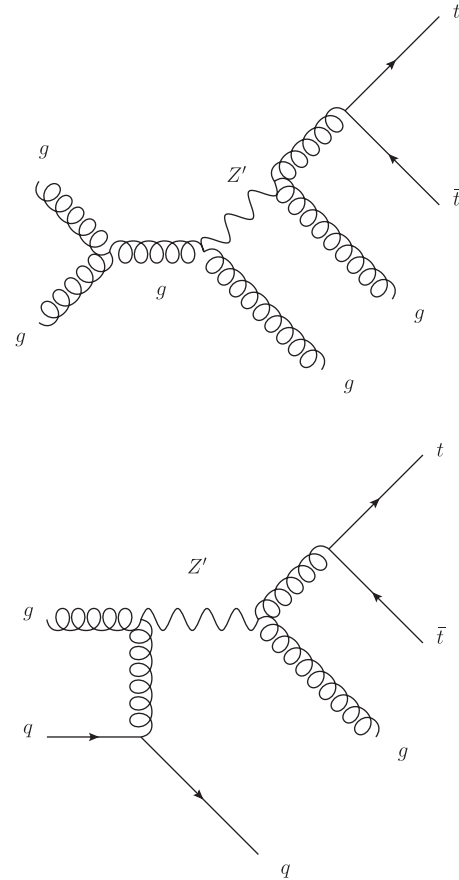


FIG. 1. Diagram for $Z'g$ (top) or $Z'q$ (bottom) production followed by $Z' \rightarrow gg^* \rightarrow g t\bar{t}$ decay giving a $t\bar{t}gg$ (top) or $t\bar{t}gq$ (bottom) final state.

$E_T > 15$ GeV and $|\eta| < 2.4$. Missing transverse momentum [19] is reconstructed using calorimeter and muon information [15]; in this experimental signature the missing transverse momentum is mostly due to the neutrino from the leptonically decaying W boson.

The signature of $Z' \rightarrow t\bar{t}g \rightarrow W^+bW^-\bar{b}g \rightarrow \ell\nu bqq'\bar{b}g$ is a charged lepton (e or μ), large missing transverse momentum, two jets arising from b quarks, and three additional jets from the W -boson hadronic decay and the Z' decay gluon. We select events with exactly one electron or muon, at least five jets, and missing transverse momentum greater than 20 GeV/ c . Since such a signal would have two jets originating from b quarks, we require (with minimal loss of efficiency) evidence of decay of a b hadron in at least one jet. This requirement, called b tagging, makes use of the SECVTX algorithm, which identifies jets from b quarks via their secondary vertices [20].

We model the production of Z' bosons with $m_{Z'} = 400$ – 1000 GeV/ c^2 in 100 GeV/ c^2 intervals and subsequent decays $Z' \rightarrow gg^*$ and $g^* \rightarrow t\bar{t}$ with MADGRAPH [21]. Additional radiation, hadronization and showering are described by PYTHIA [22]. The detector response for all simulated samples is modeled by the GEANT-based CDF II detector simulation [23].

The dominant SM background to the $t\bar{t} + j$ signature is top-quark pair production with an additional jet due to initial-state or final-state radiation. We model this background using PYTHIA $t\bar{t}$ production with a top-quark mass $m_t = 172.5$ GeV/ c^2 [24]. We normalize the $t\bar{t}$ background to the theoretical calculation at next-to-next-to-leading order in α_s [25]. In addition, events generated by a next-to-leading order generator, MC@NLO [26], are used in estimating an uncertainty in modeling the radiation of an additional jet.

The second-largest SM background process is the associated production of a W boson and jets. Samples of W -boson + jets events with light-flavor and heavy-flavor (b , c) quark jets are generated using ALPGEN [27], and interfaced with a parton-shower model using PYTHIA. The W -boson + jets samples are normalized to the measured W -boson production cross section, with an additional multiplicative factor for the relative contribution of heavy- and light-flavor jets, following the same technique utilized previously in measuring the top-quark pair-production cross section [20].

To check the quality of the W -boson + jets background modeling, we compare the model to the data in W -boson + four-jet events with zero b -tags. These events are expected to contain only 1% of signal, while W -boson + jets events are expected to account for 50% of the expected background yield. We find agreement between our total background estimate and the data to within 1%.

Backgrounds due to the production of a Z boson with additional jets, where the second lepton from the Z -boson decay is not reconstructed, are small compared to the

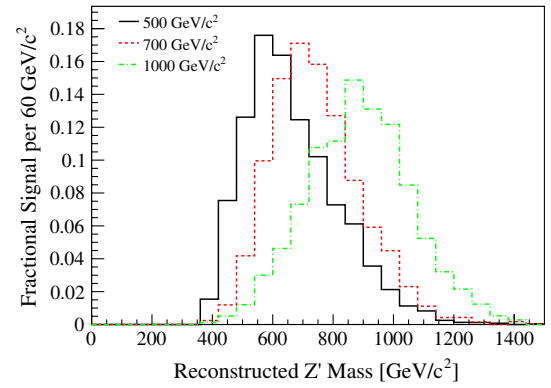


FIG. 2 (color online). Distribution of reconstructed Z' mass in simulated events for three choices of $m_{Z'}$.

W -boson background and are modeled using events generated with ALPGEN, and interfaced with the parton-shower model using PYTHIA. The multijet background, in which a jet is misreconstructed as a lepton, is modeled using events triggered on jets below the selection threshold normalized to a background-dominated region at low missing transverse momentum where the multijet background is large.

The SM background due to single-top-quark is modeled using MADGRAPH interfaced with PYTHIA parton-shower models; backgrounds from diboson production are modeled using PYTHIA. Both are normalized to next-to-leading-order cross sections [28,29].

We search for a signal as an excess of events above expectations from backgrounds in event distributions versus the mass of the $t\bar{t}j$ system ($Z' \rightarrow t\bar{t}j$). In $t\bar{t} + j$ events, we first identify the jets belonging to the $t\bar{t}$ system. From all available jets in the event, we use a kinematic fitter [30] to select the four jets most consistent with the $t\bar{t}$ topology. In the fit, the top-quark and W -boson masses are constrained to be 172.5 and 80.4 GeV/ c^2 , respectively. All remaining jets are considered candidates for the light-quark jet in the $t\bar{t}j$ resonance. Following the strategy

TABLE I. Contributions to the systematic uncertainty on the expected numbers of events for the two main background processes, the total background yield, and an example 500 GeV/ c^2 resonance signal with an assumed total cross section of 300 fb.

Process	Total			Z'
	$t\bar{t}$	W -boson + jets background	Yield	
Yield	550	79	670	102
Jet energy scale	17%	15%	16%	9%
Cross section	10%	30%	12%	...
$t\bar{t}$ generator	6%	...	5%	...
Gluon radiation	6%	...	5%	4%
$(e/\mu, b\text{-jet})$ ID efficiency	5%	5%	5%	5%
Multiple interactions	3%	2%	3%	2%
Q^2 scale	...	19%	2%	...
Total systematic uncertainty	22%	39%	22%	11%

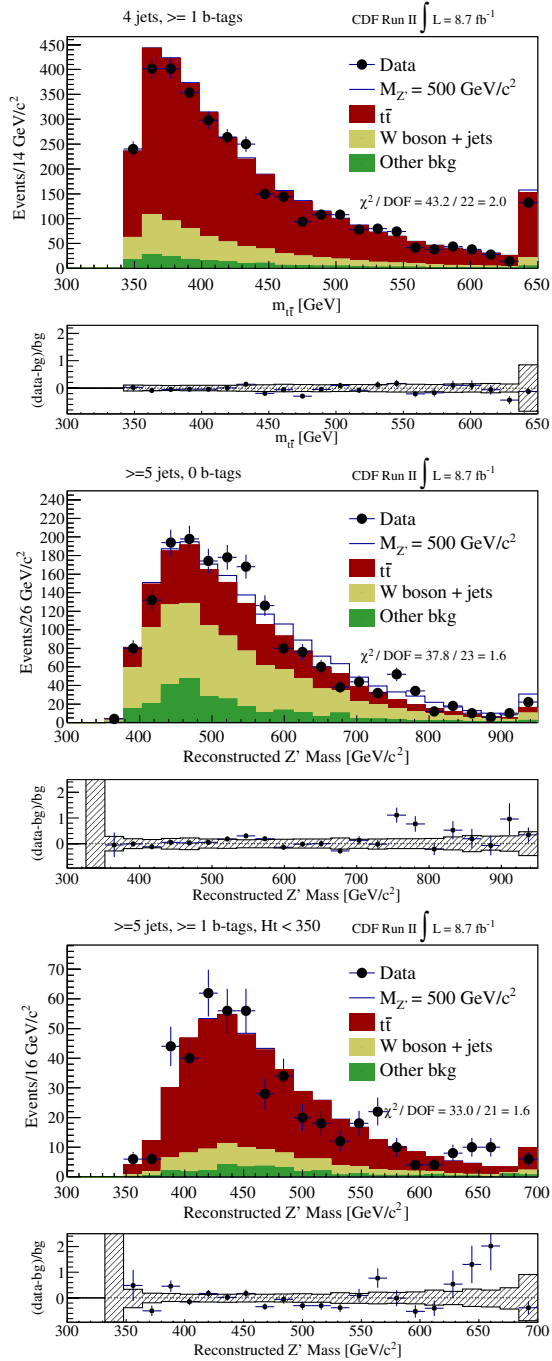


FIG. 3 (color online). Distribution of events versus reconstructed $t\bar{t}$ or $t\bar{t}j$ invariant mass for observed data and expected backgrounds in three control regions. Top: Reconstructed $t\bar{t}$ invariant mass in events with exactly four jets and at least one b tag. Center: Reconstructed $t\bar{t}j$ invariant mass in events with at least five jets and exactly zero b tags. Bottom: Reconstructed $t\bar{t}j$ invariant mass in events with at least five jets at least one b tag and $H_T < 350$ GeV. The lower panels give the relative difference between the observed and expected distributions; the hatched areas show the combined statistical and systematic uncertainties of the expected background. A comparison of the observed data and expected background is provided by the χ^2 calculation.

proposed in Ref. [11], we choose the jet with the largest value of $\Delta R(j, t\bar{t}) \times p_T^{\text{jet}}$ to reconstruct the resonance mass $m_{t\bar{t}j}$, where $\Delta R(j, t\bar{t})$ is the distance between a jet and the $t\bar{t}$ system in η - ϕ space. Figure 2 shows distributions of the reconstructed mass for several choices of Z' mass; the width of these distributions is mostly due to jet energy resolution and the multiple combinations of jet-parton assignments, rather than the natural width of the Z' , which is predicted to be much smaller [11]. Backgrounds, in which no resonance is present, have a broad, smoothly decreasing distribution at low $m_{t\bar{t}j}$, while a signal would be reconstructed near the resonance mass.

We consider several sources of systematic uncertainty on the predicted background rates and distributions, as well as on the expectations for a signal. Each systematic uncertainty affects the expected sensitivity to a signal, expressed as an expected cross-section upper limit in the no-signal assumption. The dominant systematic uncertainty is the jet energy scale uncertainty [18], followed by theoretical uncertainties on the cross sections of the background processes. To probe the description of the additional jet, we compare our nominal $t\bar{t}$ model to one generated by MC@NLO and take the full difference as a systematic uncertainty. We also consider systematic uncertainties associated with the description of initial- and final-state radiation [30], uncertainties in the efficiency of reconstructing leptons and identifying b -quark jets, and uncertainties in the contribution from multiple proton interactions. In addition, we consider a variation of the

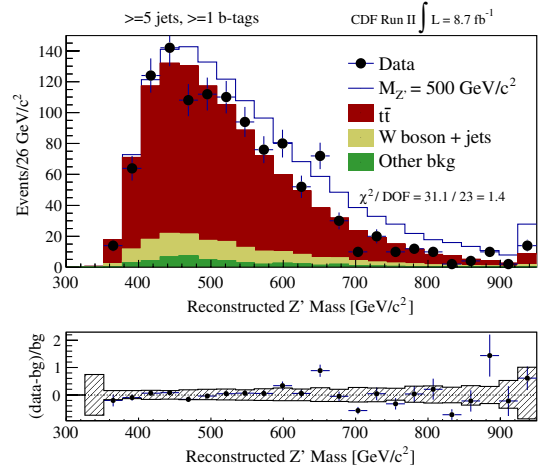


FIG. 4 (color online). Distribution of events versus reconstructed $t\bar{t}j$ invariant mass, $m_{t\bar{t}j}$, for observed data and expected backgrounds in the signal region. A signal hypothesis is shown, assuming a total cross section of 300 fb. The lower panel gives the relative difference between the observed and expected distributions; the hatched area shows the combined statistical and systematic uncertainties of the expected background. A comparison of the observed data and expected background is provided by the χ^2 calculation.

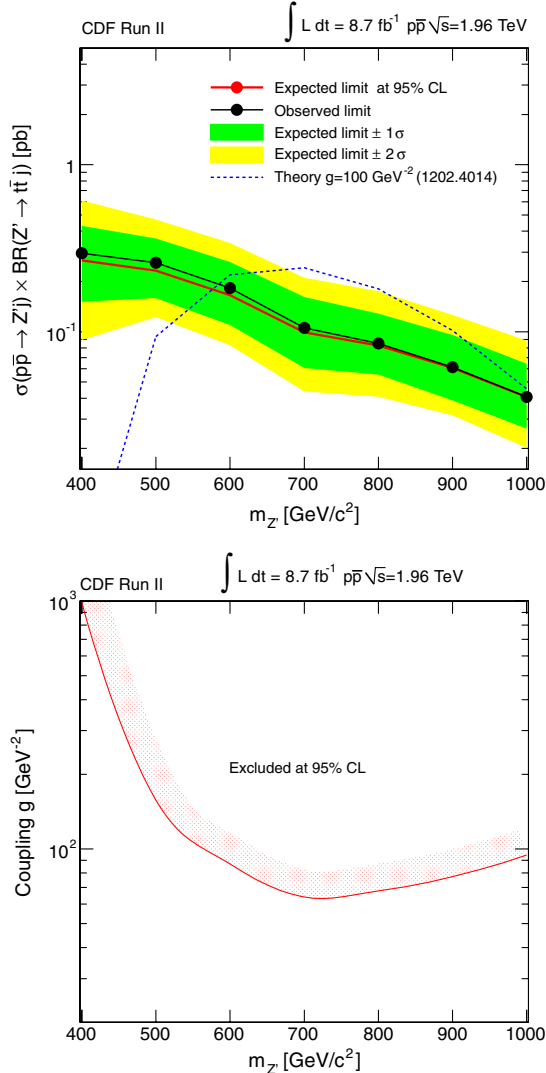


FIG. 5 (color online). Top, upper limits at 95% C.L. on $t\bar{t} + j$ production via a heavy new resonance Z' , as a function of the resonance mass. Bottom, limits on the coupling g in the Z' theory [11] versus resonance mass.

Q^2 scale of W -boson + jets events in ALPGEN. In each case, we treat the unknown underlying quantity as a nuisance parameter and measure the distortion of the $m_{i\bar{i}j}$ spectrum for positive and negative fluctuations of the underlying quantity. Table I lists the contributions of each of these sources of systematic uncertainty to the yields.

We validate our modeling of the SM backgrounds in three background-dominated control regions. The $t\bar{t}$ background is validated in events with exactly four jets and at least one b tag. We validate W -boson + jets backgrounds in events with at least five jets and no b tags. Finally, modeling of SM $t\bar{t}$ events with an additional jet is validated by examining a signal-depleted region with at least five jets, at least one b tag and H_T , the scalar sum of lepton and jet transverse momenta, less than $350 \text{ GeV}/c$. As shown in Fig. 3, the backgrounds are well modeled within systematic uncertainties.

Figure 4 shows the observed distribution of events in the signal region compared to possible signals and estimated backgrounds. At each Z' mass hypothesis, we fit the most likely value of the Z' cross section by performing a binned maximum-likelihood fit of the $m_{i\bar{i}j}$ distribution, allowing for systematic and statistical fluctuations via template morphing [31] of the signal and background distributions. No evidence is found for the presence of top-quark-pair + jet resonances in $t\bar{t}j$ events, so we set upper limits on Z' boson production at 95% confidence level using the CLs method [32], without profiling the systematic uncertainties. The observed limits are consistent with expectation for the background-only hypothesis. The upper limits on the cross section are converted into limits on the coupling factor g in the Z' gluon vertex [11] (Fig. 5 and Table II) in order to relate the observed limits to the theoretical prediction. A coupling which is much larger than unity would make the theory nonperturbative.

In conclusion, we report on the first search for top-quark-pair + jet resonances in $t\bar{t}j$ events. Such resonances are predicted by various extensions [11] of the standard model and their existence is poorly constrained experimentally. For each accepted event, we reconstruct the resonance mass ($m_{i\bar{i}j}$), and find the data to be consistent with

TABLE II. For each Z' mass hypothesis, the expected and observed limits at 95% C.L. on the production cross section times branching ratio, the theoretical prediction for coupling $g = 100 \text{ GeV}^{-2}$, and the limit on g .

Z' mass (GeV/c^2)	Expected (observed) limit on σ (pb)	Theory σ (pb)	Limit on g (GeV^{-2})
400	0.27 (0.30)	0.003	987
500	0.23 (0.26)	0.09	157
600	0.17 (0.18)	0.22	87
700	0.10 (0.11)	0.24	64
800	0.083 (0.085)	0.18	68
900	0.061 (0.061)	0.10	77
1000	0.041 (0.041)	0.05	94

SM background predictions. We calculate 95% C.L. upper limits on the cross section of such resonance production from 300 to 40 fb for Z' masses ranging from 400 to 1000 GeV/ c^2 and interpret the limits in terms of a specific physics model. These limits constrain a small portion of the model parameter space. Analysis of collisions at the Large Hadron Collider may further probe the remaining allowed regions.

We thank the Fermilab staff and the technical staffs of the participating institutions for their vital contributions. This work was supported by the U.S. Department of Energy and National Science Foundation; the Italian Istituto Nazionale di Fisica Nucleare; the Ministry of Education,

Culture, Sports, Science and Technology of Japan; the Natural Sciences and Engineering Research Council of Canada; the National Science Council of the Republic of China; the Swiss National Science Foundation; the A.P. Sloan Foundation; the Bundesministerium für Bildung und Forschung, Germany; the Korean World Class University Program, the National Research Foundation of Korea; the Science and Technology Facilities Council and the Royal Society, U.K.; the Russian Foundation for Basic Research; the Ministerio de Ciencia e Innovación, and Programa Consolider-Ingenio 2010, Spain; the Slovak R&D Agency; the Academy of Finland; and the Australian Research Council (ARC).

-
- [1] G. Aad *et al.* (ATLAS Collaboration), <https://atlas.web.cern.ch/Atlas/GROUPS/PHYSICS/CONFNOTES/ATLAS-CONF-2012-007> (2012).
- [2] V. Khachatryan *et al.* (CMS Collaboration), <https://twiki.cern.ch/twiki/bin/view/CMSPublic/PhysicsResultsEXO11019Winter2012> (2012).
- [3] V.M. Abazov *et al.* (D0 Collaboration), *Phys. Rev. D* **69**, 111101(R) (2004).
- [4] T. Aaltonen *et al.* (CDF Collaboration), *Phys. Rev. D* **79**, 112002 (2009).
- [5] G. Aad *et al.* (ATLAS Collaboration), *Phys. Lett. B* **708**, 37 (2012).
- [6] V. Khachatryan *et al.* (CMS Collaboration), *Phys. Rev. Lett.* **105**, 211801 (2010).
- [7] V. Khachatryan *et al.* (CMS Collaboration), *J. High Energy Phys.* **09** (2012) 029.
- [8] G. Aad *et al.* (ATLAS Collaboration), <https://atlas.web.cern.ch/Atlas/GROUPS/PHYSICS/CONFNOTES/ATLAS-CONF-2012-029> (2012).
- [9] T. Aaltonen *et al.* (CDF Collaboration), *Phys. Rev. D* **84**, 072003 (2011).
- [10] V.M. Abazov *et al.* (D0 Collaboration), *Phys. Rev. D* **85**, 051101(R) (2012).
- [11] J. Alwall, M. Khader, A. Rajaraman, D. Whiteson, and M. Yen, *Phys. Rev. D* **85**, 115011 (2012).
- [12] L.D. Landau, *Dokl. Akad. Nauk USSR* **60**, 207 (1948); C.N. Yang, *Phys. Rev.* **77**, 242 (1950).
- [13] T. Aaltonen *et al.* (CDF Collaboration), *Phys. Rev. D* **71**, 032001 (2005).
- [14] C. S. Hill, *Nucl. Instrum. Methods Phys. Res., Sect. A* **530**, 1 (2004).
- [15] T. Aaltonen *et al.* (CDF Collaboration), *Phys. Rev. Lett.* **97**, 082004 (2006); **94**, 091803 (2005).
- [16] CDF uses a cylindrical coordinate system with the z axis along the proton beam axis. For a particle or a jet, pseudorapidity is $\eta \equiv -\ln(\tan(\theta/2))$, where θ is the polar angle relative to the proton beam direction, and ϕ is the azimuthal angle while transverse momentum $p_T = |p| \sin\theta$, and the transverse energy $E_T = E \sin\theta$.
- [17] T. Aaltonen *et al.* (CDF Collaboration), *Phys. Rev. D* **45**, 1448 (1992).
- [18] A. Bhatti *et al.*, *Nucl. Instrum. Methods Phys. Res., Sect. A* **566**, 375 (2006).
- [19] Missing transverse momentum, \cancel{E}_T , is defined as the magnitude of the vector $-\sum_i E_T^i \vec{n}_i$ where E_T^i are the magnitudes of transverse energy contained in each calorimeter tower i , and \vec{n}_i is the unit vector from the interaction vertex to the projection of the calorimeter-tower centroid in the transverse (x, y) plane.
- [20] T. Aaltonen *et al.* (CDF Collaboration), *Phys. Rev. D* **74**, 072006 (2006).
- [21] J. Alwall, P. Demin, S. de Visscher, R. Frederix, M. Herquet, F. Maltoni, T. Plehn, D.L. Rainwater, and T. Stelzer, *J. High Energy Phys.* **09** (2007) 028.
- [22] T. Sjostrand *et al.*, *Comput. Phys. Commun.* **238**, 135 (2001).
- [23] E. Gerchtein and M. Paulini, [arXiv:physics/0306031](https://arxiv.org/abs/physics/0306031).
- [24] T. Aaltonen *et al.* (CDF and D0 Collaborations), *Phys. Rev. D* **86**, 092003 (2012). We use a top-quark mass of 172.5 GeV/ c^2 which is compatible with the current Tevatron combination of 173.2 ± 0.9 GeV/ c^2 .
- [25] U. Langenfeld, S. Moch, and P. Uwer, *Phys. Rev. D* **80**, 054009 (2009).
- [26] S. Frixione, P. Nason, and B. Webber, *J. High Energy Phys.* **08** (2003) 007.
- [27] M.L. Mangano, M. Moretti, F. Piccinini, R. Pittau, and A.D. Polosa, *J. High Energy Phys.* **07** (2003) 001.
- [28] B.W. Harris, E. Laenen, L. Phaf, Z. Sullivan, and S. Weinzierl, *Phys. Rev. D* **66**, 054024 (2002); Z. Sullivan, *Phys. Rev. D* **70**, 114012 (2004).
- [29] J.M. Campbell and R.K. Ellis, *Phys. Rev. D* **60**, 113006 (1999).
- [30] T. Aaltonen *et al.* (CDF Collaboration), *Phys. Rev. D* **73**, 32003 (2006).
- [31] A. Read, *Nucl. Instrum. Methods Phys. Res., Sect. A* **425**, 357 (1999).
- [32] A. Read, *J. Phys. G* **28**, 2693 (2002); T. Junk, *Nucl. Instrum. Methods Phys. Res., Sect. A* **434**, 435 (1999).