

PSFC/JA-10-43

**Heavy Duty Vehicles  
Using Clean, High Efficiency  
Alcohol Engines**

Leslie Bromberg<sup>a</sup> and Daniel R. Cohn<sup>a,b</sup>

<sup>a</sup>Plasma Science Fusion Center

<sup>b</sup>MIT Energy Initiative

Massachusetts Institute of Technology, Cambridge MA 02139

November 4, 2010

Work sponsored by the John and Jane Bradley gift to the MIT Energy Initiative.

## **ABSTRACT**

Non-petroleum based liquid fuels are essential for reducing oil dependence and greenhouse gas generation. Increased substitution of alcohol fuel for petroleum based fuels could be achieved by 1) use in high efficiency spark ignition engines that are employed for heavy duty as well as light duty operation and 2) use of methanol as well as ethanol. Methanol is the liquid fuel that is most efficiently produced from thermochemical gasification of coal, natural gas, waste or biomass. Ethanol can also be produced by this process but at lower efficiency and higher cost. Coal derived methanol is in limited initial use as a transportation fuel in China. Methanol could potentially be produced from natural gas at an economically competitive fuel costs, and with essentially the same greenhouse gas impact as gasoline. Waste derived methanol could also be an affordable low carbon fuel. In this paper we describe modeling studies of alcohol fuel operation in highly turbocharged direct injection spark ignition engines operated at high compression ratio. The studies suggest that these engines could be as or more efficient than diesel engines while also providing advantages of lower vehicle cost, lower emissions and higher power. The strong knock suppression resulting from the alcohol evaporative cooling enables operation with power densities (horsepower per liter) up to three times that which can be provided by diesel engines, due to increased torque and higher engine speed. This makes possible highly downsized alcohol engines (e.g. a 15 liter diesel engine could potentially be replaced by a SI engine with a displacement of 7 liters or less). M85 (around 85% methanol, 15% gasoline by volume) has roughly 60% of the range of diesel fuel for a given fuel tank size. However, the weight reduction from the highly downsized engines could essentially compensate for the increased alcohol tank and fuel weight needed to obtain the same range as a diesel vehicle. We discuss alcohol fueled vehicle operation with various mixtures of gasoline and alcohol and the possibility of an additional increase in efficiency by onboard alcohol reforming using exhaust heat. Tri-fuel (methanol/ethanol/gasoline) flexible fuel operation is also discussed.

## I. INTRODUCTION

Use of alcohol fuels (ethanol, methanol or their blends) in heavy duty vehicles could play a significant role in meeting the increasing need to decrease oil dependence and reduce greenhouse gas emissions. Heavy duty vehicles account for about 25% of total ground transportation fuel. These vehicles are primarily diesel fueled. It is estimated that over the next decades CO<sub>2</sub> emissions from heavy duty vehicles will grow faster than light duty vehicles [1]. Most of these vehicles are presently powered by diesel engines.

Replacing diesel fuel with alcohol fuels can also be useful in meeting air quality goals. Air quality is adversely affected by emissions by diesel vehicles and more stringent regulations are being put in place. Both emissions from oxides of nitrogen (NO<sub>x</sub>) and particulate matter (PM) affect the environment and health in urban areas. Emissions from diesel vehicles have decreased substantially since being regulated by EPA in the US and by regulatory agencies elsewhere in the world. The reduced emission from diesel engines is obtained through the use of expensive aftertreatment components, such as NO<sub>x</sub> abatement (SCR catalyst with urea injection) and filters for PM.

In contrast, gasoline powered spark ignition engine vehicles have substantially lower emissions. PM is very small in most spark ignited engines. NO<sub>x</sub> can be controlled to very low levels through the use of the highly effective three-way catalyst, which decreases NO<sub>x</sub> emission by as much as 98%.

Ethanol, particularly from next generation technologies for production from agricultural, forestry, municipal and other waste as well as from specialty crops and trees offers a potential means for substantial replacement of oil derived fuels and for reducing greenhouse gas emissions [2]. Ethanol has the attractive features of the high energy density of a liquid fuel and low air pollutant emissions when used in spark ignition engines with a three-way catalyst exhaust aftertreatment system. The use of ethanol in the US, which presently is corn based, is presently geared towards implementation as a gasoline replacement in light duty vehicles, with blends limited to 10% (E10). The large increases mandated for ethanol in the coming years would necessitate the increase of the alcohol allowable in gasoline blends, or the substantial expansion of a high ethanol blend such as E85 with 79 % ethanol and 21 % gasoline by volume. E85 is presently available in about 2000 stations, mainly in the mid West [3].

It is challenging to utilize all the mandated ethanol [4] or the projected ethanol [5,6] in light duty fleet. Not only it is necessary to expand the vehicle fleet that can operate on alcohol-gasoline blends with larger ethanol concentration than presently allowed, there is the increased cost of implementing a refueling infrastructure to satisfy the dispersed needs of the light duty fleet. It may be easier to implement expanded ethanol (and other alcohol fuel) use in engines for the heavy-duty fleet. The ethanol can be used as either the sole fuel or in combination with gasoline. The implementation of an alcohol based heavy-duty fleet may be attractive both because of the need to replace diesel engines to

meet more stringent NO<sub>x</sub> and particulate emissions regulations and a smaller fuel infrastructure than that of light duty vehicles.

In contrast to the case of conventional port fuel injected spark ignition engines, the use of the directly injected ethanol in spark ignition engines can also offer the same or improved engine efficiency compared to diesel engines [7,8]. It has been shown that, for heavy duty applications, spark-engine efficiency is comparable to diesel through downsizing and high compression ratio operation, with knock suppressed by direct injection (DI) of ethanol [9].

In this paper, we investigate the potential of ethanol in heavy duty (HD), long-haul applications. We look at the issues of infrastructure, engine performance, and briefly, emissions and cost implications. The fueling infrastructure requirements are described. Simple engine models are used to investigate the potential of Directly-Injected alcohol-powered SI HD engines to achieve efficiencies which are comparable/higher than diesel engines. The emission regulations of HD SI alcohol engines are compared to those of HD diesel engines.

Use of methanol is also assessed. Methanol (and mixed alcohol fuels which include mainly ethanol and methanol) can be made from a wide range of biomass feedstocks. It can also be efficiently made from natural gas. Natural gas is of increasing interest for use in transportation, particularly due to the recent substantial increases in resources from US shale deposits [10]. Methanol is the liquid fuel that is most efficiently and inexpensively produced from natural gas. Even with the inefficiency in thermochemical production of methanol, there is no net increase in greenhouse gas emissions [11]. Methanol can also be produced from coal. However, greenhouse gas emissions are substantially increased without carbon capture.

## **II. ETHANOL AND METHANOL PRODUCTION**

In the US, there is a large anticipated growth of the use of ethanol, with about 35 billion gallons mandated by 2022, mandated by the 2007 Energy Independence and Security Act of 2007, up from 11 billion gallons for 2009 [4]. About half of the alcohol in 2022 can be manufactured from corn, the rest from various other means, including both biochemical (sometimes referred to as “cellulosic ethanol”) and thermochemical processes. The thermochemical processes convert the feedstock to synthesis gas, which can then be transformed into liquid fuels. These fuels include Fischer Tropsch (FT) diesel as well as methanol, ethanol and mixed alcohols. Methanol and mixed alcohols can be produced with significantly greater efficiency and lower cost than gasoline or FT diesel [6].

Next generation biofuels can be produced from a variety of feedstocks. It has been estimated that there is a US potential of around 1 billion tons/yr of biomass not including municipal and industrial waste. [6, 10] Assuming a production potential of 100 gallons of alcohol fuel/ton, this source could potentially provide 100 billion gallons of alcohol fuel

per year. Because of the lower volumetric specific energy of the alcohol, this amount of alcohol would displace approximately 50 billions gallons of diesel. This biomass source includes agricultural and forestry wastes and specially planted crops and trees. Agricultural waste could provide 15 billions gallons annually, with processing that is continuously improving [see, for example, 13]. There is enough corn stover, for example, to generate about 9 billion gallons of ethanol /yr (assuming 90% conversion rate and 30% retrieval from the fields). There is also a large amount of forestry feed stock including forestry residues and wastes from the mill operations, including paper mills. The challenge for forestry residues and forestry wastes is its expensive collection, with difficult conversion at or near the source. In the case of wastes from the mills, the waste is generated in the same plant. Chemrec in Sweden is generating bio-fuels (mainly DME) from black liquor. Thermochemical processing is the preferred route of biomass-to-fuels with these feedstocks. It may be advantageous to produce methanol or a mixture of alcohols using thermochemical conversion, as methanol is easier to produce than ethanol. An additional potential feedstock is switchgrass and fast growing trees.

Municipal and industrial wastes can also be an important feed stock particularly in the near term since it is a negative cost feedstock (due to the fees received for their disposal). In addition fuel can be produced through use of established thermochemical conversion technology which includes plasma gasification [14]. Processing of all US municipal and industrial wastes could, in principle, provide up to around 50 billion gallons of alcohol fuel per year, which could displace around 25 billion gallons of diesel.

The combined annual alcohol fuel production potential from municipal, industrial, agricultural and forestry waste together with specially planted crops and trees is thus around 150 billion gallons. This alcohol production could displace around 75 billion gallons of diesel fuel. Realization of one third of this potential could replace 25 billion gallons of diesel fuel, which is about 70 % of diesel fuel consumption for transportation.

With regard to natural gas as an alcohol fuel feedstock, methanol can be produced from relatively low cost US gas supplies or from stranded gas (gas which is not transportable to market by pipeline) outside of the continental US.

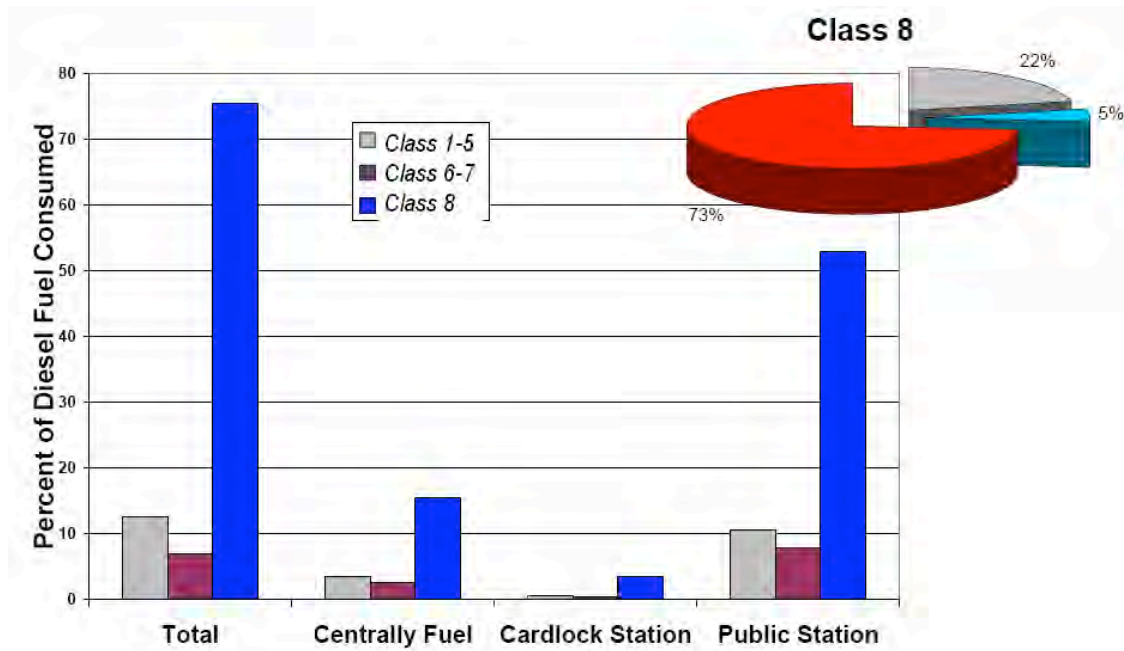


Figure 1. Percentage of diesel consumed by class and by refilling method

With respect to availability outside the US, Brazil has a full infrastructure for ethanol, both in the form of a blend with gasoline and hydrous ethanol (ethanol with a small water content). There are other parts of the world with distribution systems for alcohols, including Sweden and several parts of China. In the latter, both ethanol and coal-based methanol are available locally in several provinces. India and Thailand have also large production of ethanol, mainly from sugar, molasses and cassava.

Diesel fuel has a specific heating value (product of lower heating value times density), of about 130,000 BTU/gallon. In comparison, E85 has about 85,000 BTU/gallon. Thus, if the efficiencies of the vehicles and fuel tank sizes are the same, the range of a vehicle operated on diesel will be about 50% more than that vehicle operated on E85. There are options to narrow this differential including use of larger tanks (allowed by smaller displacement engines, the elimination of a tank for urea-SCR exhaust treatment and the possibility of higher efficiency engine operation

### III. HEAVY DUTY ENGINE APPLICATIONS

The fuel consumption breakdown for different class of heavy duty vehicles in the US is shown in figure 1. [15] Class 8 vehicles, which are used mainly for long haul, consume about 75% of diesel fuel in the US, and are mainly refueled in public stations (truck stops).

There are other markets where diesel replacement can have substantial effect, such as in centrally fuelled fleets, such as buses and trucks that operate on urban environments. The fraction of the diesel fuel consumed by these vehicles is about 15%.

The US diesel fuel consumption in 2005 by long haul trucks was about 25 billion gallons. For buses, the consumption was slightly over 1 billion gallons. Other trucks, with 6-liter engines and larger, consumed about 9 billion gallons. The total diesel fuel consumption for US heavy duty vehicles was in 2005 was around 35 billion gallons [16]

Emissions of diesel vehicles are of a different nature than spark ignited engines. While diesels have emission issues with nitrogen oxides (NO<sub>x</sub>) and particulate matter (PM), gasoline engines have issues with hydrocarbons and NO<sub>x</sub>. It is useful to compare the regulations for both types of vehicles.

The US EPA has introduced very stringent emission standards for 2010 emissions from heavy duty vehicles, as follows [17]:

- \* PM—0.01 g/bhp-hr
- \* NO<sub>x</sub>—0.20 g/bhp-hr
- \* NMHC—0.14 g/bhp-hr

The PM emission standard took full effect in the 2007 heavy-duty engine model year. The NO<sub>x</sub> and NMHC standards is being phased in for diesel engines between 2007 and 2010. The phase-in would be on a percent-of-sales basis: 50% from 2007 to 2009 and 100% in 2010.

Gasoline engines used in HD applications were subject to these standards based on a phase-in requiring 50% compliance in 2008 and 100% compliance in 2009. Very few diesel engines meeting the 0.20 g/bhp-hr NO<sub>x</sub> requirement will actually appear before 2010. [18]. These limits can be achieved with the use of three-way catalyst, with engines operating stoichiometrically.

#### **IV. INFRASTRUCTURE REQUIREMENTS**

For heavy duty vehicles in 2005, centrally fueled vehicles consumed about 20% of the diesel fuel, cardlock station about 5% and public stations (mostly truck stops) about 75%.

For the centrally fleet fueling, there are around 25,000 stations for heavy duty trucks. Although it should not necessarily be a problem to provide alcohol fuel distribution systems for centrally fueled fleets, the large number of stations implies a substantial cost for developing limited infrastructure. The fuel use in these refueling stations is about 25,000 gallons per month per station, and it is necessary to provide for tanker-delivery of fuel. About 16% of all on-road diesel is consumed by vehicles that are refilled at central fueling stations.

In contrast about 55% of the diesel fuel is consumed by heavy duty vehicles that refill at more than 5000 truck stops in the US. Although this is a large number, it is only about

2.5 times the number of present (2009) E85 stations in the US. The average diesel provided by these stations is about 200,000 gallons per month although it varies from a low about 10,000 gallons/month to about 1,000,000 gallons per month.

The present small distribution system for E85 is not particularly relevant to Heavy Duty applications, as the stations are usually out of the way from the main freight routes.

## **V. HIGH POWER DENSITY SPARK IGNITION ENGINES IN HEAVY DUTY TRUCKS**

Diesel engines have been substantially more efficient than spark ignition engines. [19] This is mainly due to the presence of knock in spark ignited engines which limits the compression ratio and the amount of pressure boosting.

It is possible to increase the compression ratio and the manifold pressure without reaching knocking conditions through the use of knock avoiding technologies. HEDGE is one approach, using highly diluted operation with gasoline as the fuel [20]. The HEDGE approach results in substantially decreased exhaust temperature, decreasing the possibility of energy recovery in the exhaust. Also, there is limit on the peak pressure in the cylinder, due to the large amount of EGR required to prevent knock, as well as decreased efficiency due to the lower value of  $\gamma$ .

With the use of alcohol-based fuels it is possible to reduce much further the tendency of knocking in spark ignited engines. In some cases, it is possible to even eliminate it for all practical purposes. The use of direct injection of E85 to provide very strong knock suppression and enable diesel like efficiency in a port fueled gasoline engine has been demonstrated in engine tests [21, 22]. The same benefit should of course be realized in an engine operating on E85 alone.

By eliminating the knock constraint, much higher compression ratios can be used. Similarly, turbocharging allows for substantial engine downsizing.

The high knock-free pressure resulting from the use of direct injection in combination with stoichiometric operation with no EGR at high torque and use of high rpm operation makes possible an engine power density and a torque which are each up to 3 times those of a diesel engine having the same piston displacement..

A representative number for the torque/liter capability of direct injection alcohol is 200 lb-ft/liter and that for potential engine power density is 200 hp/liter.

## **DIRECT INJECTION ALCOHOL ENGINES**

The high octane of ethanol, as well as the large evaporative cooling of ethanol, have been shown to strongly suppress the knock in spark ignited engines [21,22] High compression ratio and/or high turbocharging can be achieved when this fuel is used in conjunction with direct injection.



The model developed by Bromberg [8] has been used in order to evaluate the limits of the concept. The model uses a simple description of the manifold/turbocharger, in conjunction with a chemical kinetics code. The mechanism used for the calculation is the PRF mechanism developed by Curran [23]. The model includes the Marinov model for ethanol combustion [Marinov], as well as mechanisms for n-heptane and iso-octane. A more sophisticated model, including detailed analysis of the engine through GTPower and chemistry using CHEMKIN has been presented before, and used to determine engine efficiency [9]. The detailed model [9] includes detailed valve description, in-cylinder heat exchange, and others. In this paper, the simpler model developed by Bromberg [8] is used to evaluate knock, with efficiency projections scaled from the detailed analysis.

Two ethanol blends have been studied. The first one is E85, while the second one is hydrous ethanol. It is assumed that the E85 fuel composition is of 79% ethanol and 21% gasoline (by volume). This value corresponds to summer blends of E85; winter grades have larger gasoline concentration. We assume that the gasoline mixed with the ethanol is regular gasoline, with an octane number of 87. This gasoline is modeled as 87% iso-octane, 17% n-heptane, by volume.

The second ethanol blend is hydrous ethanol which is ethanol that is produced prior to the final dewatering step. The water concentration in the ethanol is assumed to be 5% by volume and is referred to as h5EtOH. This fuel has substantially higher evaporative cooling potential, as it is not diluted with gasoline, plus the water has substantially higher vaporization enthalpies than ethanol. Although it could in principle be readily obtained from ethanol producers, hydrous ethanol is not available at service stations in the US, but it is available in other countries. In particular, it is widely available in Brazil.

The analysis has been performed assuming that the manifold pressure was traded off with compression ratio. At a given manifold pressure, the compression ratio that resulted in auto-ignition of the unburned fuel was determined (borderline knock). The condition of just slightly lower compression ratio was used as the definition of knock-free. The process was repeated for a different manifold pressure.

The peak pressure in the cylinder of the knock-free compression ratio has also been monitored. The model assumed instantaneous evaporation of the DI fuel at IVC (Inlet Valve Closing), in order to maximize the cooling effect. It should be noted that because of the imprecise nature of the knock process and the models, the results are to be taken as trends, and experimental studies need to be performed to bench-mark the model. It is assumed that the engine speed is 3000 rpm for all the cases considered.

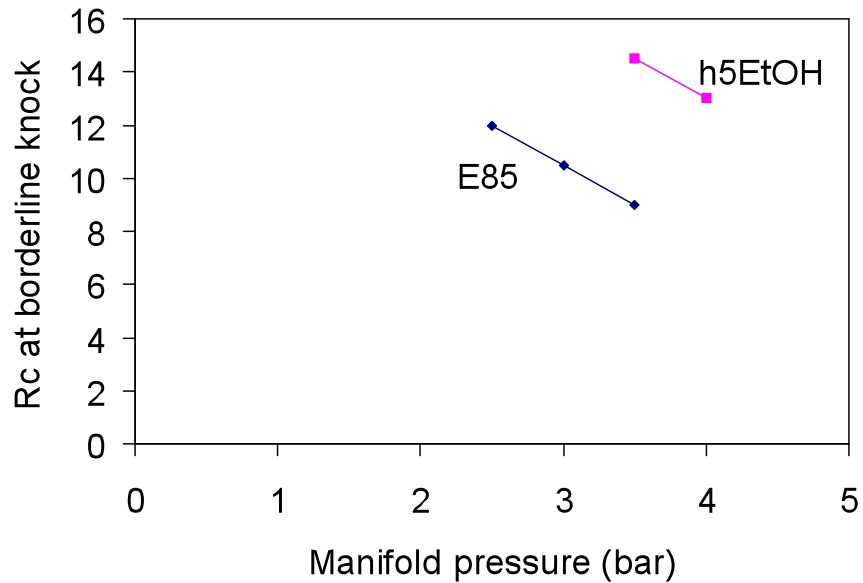


Figure 2 Compression ratio at borderline knock as a function of the manifold pressure (absolute) for E85 and 5% hydrous ethanol

#### ETHANOL OPERATION

The knock-free compression ratio decreases with increasing manifold pressure. It is possible to increase the knock-free manifold pressure by about 1 bar through a decrease of 3-4 numbers in the compression ratio, as shown in Figure 2. An engine operating with E85 with a manifold pressure of 3.5 can be knock-free if the compression ratio is decreased to about 8-9. It also should be noted that the use of hydrous ethanol results in such high compression ratios and boosting that, for all practical conditions, the knock limit is removed.

Figure 3 shows the peak pressure at knock-free conditions. For the case of the E85, the maximum pressure indicated by the engine is about 140 bar. For the case of hydrous ethanol with 5% water, the peak pressure is about 200 bar. The peak pressure could limit the operation of an IC engine to lower values, in particular if the engine head is made from aluminum. It has been assumed that there is no EGR and no spark retard. Both of these techniques may be useful for increasing the knock tolerance, and thus, increasing the peak pressure at knock onset.

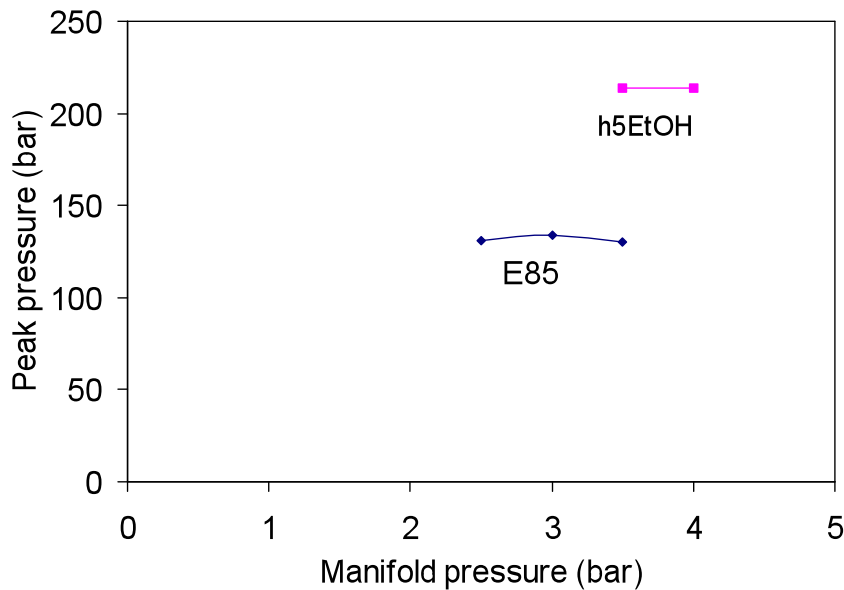


Figure 3. Peak in-cylinder pressure as a function of the manifold pressure (absolute) at borderline knock, for two different fuels (E85 and 5% hydrous ethanol).

It is interesting to note that model predicts that the peak pressure in the cylinder is unchanged when trading off compression ratio for boosting (manifold pressure). This conclusion is valid only for direct injection of the alcohol.

Modern HD diesel engines operate at peak pressures  $\sim 200$  bar. Spark ignited engines have traditionally operated at lower peak pressures, in part because of the knock phenomena, which limited the peak pressure. For an SI engine to operate at the high pressures mentioned in this paper, the engine needs to be strengthened.

## METHANOL OPERATION

In this section, the use of methanol blends is described. Methanol is a very good fuel for spark ignited engines, from a combustion point of view [25, 26]. A substantial program was carried out in the US in the late 80's [27] and presently in China using this fuel.

The heat of vaporization per Joule of combustion energy is about 9 times larger for methanol than gasoline, and about twice that of ethanol. Thus, the methanol has much larger equivalent octane, especially when it is directly injected [28].

Figure 4 shows the results for methanol/gasoline blends, in the form of M85 (assumed to be 15% by volume gasoline, the rest methanol). The assumptions are similar to those in the previous section for ethanol blends. The Curran/Marinov mechanism includes methanol chemistry. The maximum pressures are probably above what can be made in production engines, and thus it will be necessary to either operate with spark retard or limited EGR [20]. Similarly, the compression ratios are probably as high as could be desired in a spark ignition engine [19].

The cooling effect of either M85 or h5EtOH is so large that a substantial amount of the evaporative cooling will occur later in the compression stroke, reducing the cooling effect. It should be stressed that the calculations in this and the previous sections are to be used to identify trends rather than to take the actual values.

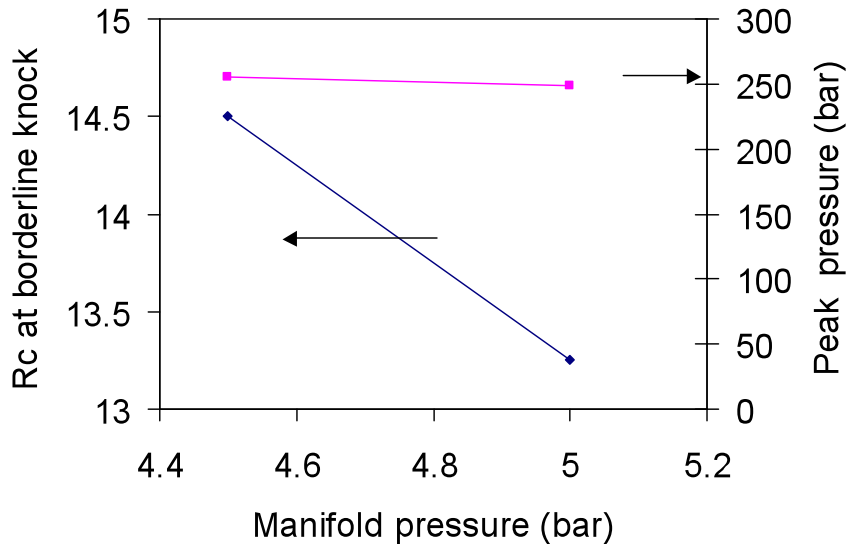


Figure 4. Compression ratio at borderline knock and peak cylinder pressure as a function of the manifold pressure; 3000 rpm, MBT timing, for M85 directly injected.

#### PERFORMANCE OF DIRECTLY-INJECTED ALCOHOL ENGINES

A computational study was carried out to determine the performance of a heavy-duty engine operating with alcohol-based fuels [9]. It was shown that for comparable peak pressures, a SI engine operating stoichiometrically, with no EGR, can produce substantially more torque than can a diesel engine, which requires heavy EGR and dilute operation for emission control (at the high torque points). Thus it is possible to downsize the directly injected engine, operating at constant torque.

The investigation by Blumberg showed that the diesel engine and a downsized spark ignition alcohol engine have just about the same efficiencies, throughout the range. There is slightly higher efficiency at high load, slightly lower efficiency at the lower loads, as shown in Figure 5. At the higher points, it is required to have most of the fuel directly injected, if the antiknock agent is E85. If, however, hydrous ethanol is used instead, the amount of antiknock agent can be decreased by about a factor of about 2 [29].

Even if operating at high torque, an SI engine could operate at higher engine speeds than a diesel engine. For constant power, it would be possible to further downsize the engine, although this would require operation at higher engine speeds (for a given power). There will be a small decreased in efficiency by the need of increasing the engine speeds.

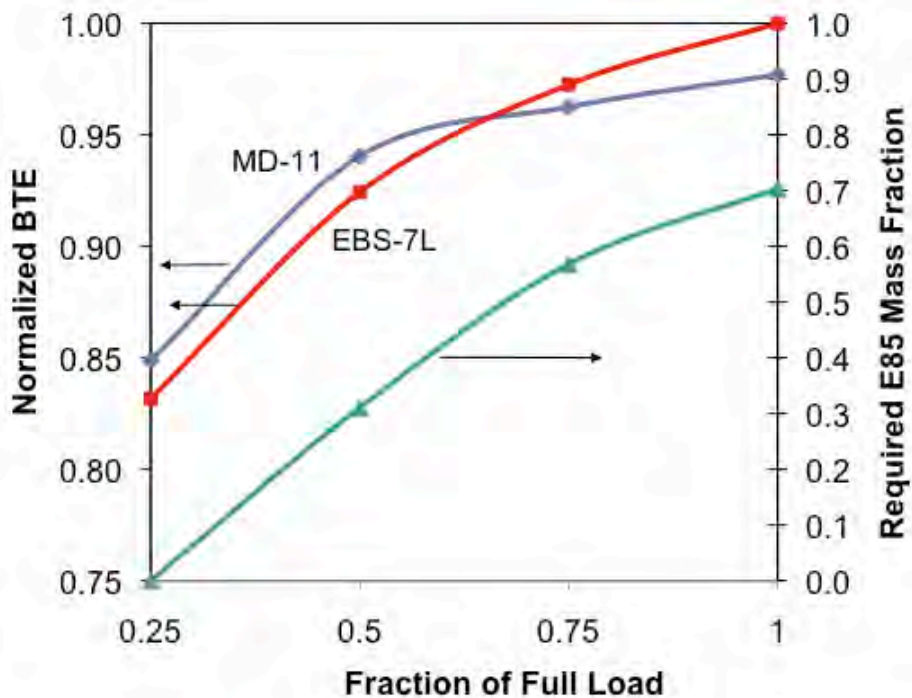


Figure 5. Normalized BTE and methanol fuel fraction (by mass) as a function of percent of full load for B-speed for the EBS-7L engine [9]

Table 1 shows extrapolations from the previous work by Blumberg, where downsizing is taken to an extreme. In the present work we extrapolate the engine performance assuming that the peak power of the downsized engine is the same as the peak pressure of the diesel engine and engine speed is limited by SI engine speed. The conditions of the engine are shown for conditions that represent the B-speed of the ESC (corresponding to an intermediate speed of the European Stationary Cycle) engine map. [30] The B-speed is  $\sim 1500$  rpm for the engine under consideration. The four points along the B-speed of the ESC are shown, corresponding to 25% (B25), 50% (B50), 75% (B75) and 100% (B100) of full torque at 1500 rpm. The diesel engine used as the baseline is 11 liters. Only the ratios of the efficiency of the SI engine to that of the baseline diesel engine at that particular point are presented, in order to protect confidential information from the manufacturer. Similarly, the peak pressures have been normalized to that of the diesel engine, at the B100 point.

The direct alcohol injection 11 liter and 7 liter engine columns are results presented previously [9]. The entries represent ratio between the gasoline engine efficiency and baseline engine efficiency at the same speed and torque. As the torque is increased and friction is decreased in the gasoline engine, there is marked increased in efficiency, which at the high torques is very close to the diesel efficiency.

The direct alcohol injection 11 liter SI engine, with same displacement as the baseline diesel engine, operates at about half the peak pressure as the diesel for the same torque. This is because of the stoichiometric operation and lack of EGR in the direct alcohol injection SI engine; the lean operation and large amount of EGR in the diesel engine substantially increase peak pressure relative to the SI engine, especially at high torque. The direct alcohol injection SI engine was downsized to 7 liter, but even then, the peak pressure was only about 78% of the peak pressure in the baseline diesel, allowing for further downsizing. The engine performance has been extrapolated to further downsizing so that the peak pressures in the direct alcohol injection SI engine and the baseline diesel were the same. In this case, the efficiency of the gasoline engine is slightly higher than that of the diesel throughout the torque range for the B-speeds. At higher torques, relevant to heavy duty long haul application, the gasoline engine is about 4% more efficient than the baseline diesel engine.

Table 1. Downsizing potential, at constant peak pressure and constant engine speed. The entries in the first 4 rows are ratios of the efficiency of the high power density spark ignition alcohol engine to the reference diesel engine. The next three rows give engine size, pressure and speed ratios.

Fraction of torque	Diesel baseline	Alcohol 11 liter	Alcohol 7 liter	Same peak pressure as Diesel Engine	Same peak speed as Spark Engine
Efficiency ratio					
0.25	1	0.87	0.98	1.02	1.07
0.50	1	0.92	0.98	1.01	1.03
0.75	1	0.97	1.01	1.03	1.04
1	1	0.99	1.02	1.04	1.05
Engine size	11	11	7.00	5.43	3.62
Peak pressure, B100	1	0.45	0.775	1	1
Max Engine speed	1	1	1	1	1.5

In Table 1 it is assumed that there is an intercooler downstream from the turbocharging. In the most aggressive scenarios of Table 1, the pressure downstream from the turbo in the case of the direct alcohol injection SI engines is substantially higher than the diesel, at comparable torque/power.

It should be noted that the fuel penalty associated with aftertreatment in the case of the diesel engine is not included in these calculations, only the engine efficiency. When included, the gasoline engine will be a few percentage points higher than indicated in the table.

Finally, the case when the engine up-speeding is used to further decrease the engine size is shown in the last column of the table. The engine speed throughout the map is

increased by a factor of 1.5, and the engine downsized by the same factor. The advantage of the gasoline engine, even at light loads, is suggested by the last two columns of Table 1.

On noticeable feature in Table 1 is the potential to substantially higher BMEP values of the knock-free, stoichiometric, undiluted gasoline engine, substantially higher than the baseline diesel. The potential exists for 40 bar BMEP. In this case a 3.6 liter engine could in principle, provide the same power as a 11 liter diesel engine. However, this degree of downsizing may not be possible due to limits other than knock, such as durability and exhaust temperature.

## VI. INCREASED EFFICIENCY

There are several options available to spark ignited engines for increased overall efficiency, even at constant engine efficiency. Two such options are bottoming cycle and fuel reformation.

Table 2. Useful enthalpies and associated powers for baseline diesel engine and high power density spark ignition (SI) alcohol engine

		A100	B25	B50	B75	B100
Fuel energy flow rate	kJ/s	660	221	398	584	742
<b>Diesel</b>						
Temperature, post turbine	(K)	654	580	598	625	665
Mass flow rates	kg/s	0.41	0.24	0.35	0.44	0.48
Recoverable energy	kJ/s	38	2	10	26	50
Fraction recoverable			0.01	0.02	0.04	0.07
<b>SI</b>						
Temperature, post turbine	(K)	849	787	869	880	884
Mass flow rate	kg/s	0.24	0.08	0.14	0.20	0.26
Recoverable energy	kJ/s	81	21	52	77	102
Fraction recoverable		0.12	0.09	0.13	0.13	0.14

### EFFICIENCY ENHANCEMENT BY EXHAUST ENTHALPY UTILIZATION

The enthalpy of the exhaust can be used in a bottoming energy recovery system downstream from the engine. The exhaust enthalpies have been calculated for both the cases of diesel combustion and for stoichiometric combustion of ethanol, at the B-speed points of the ESC cycle. Only the change in the enthalpy from the post-turbine temperature above 300 C (573 K) is assumed to be available for the post-engine energy recovery. Using the available enthalpy and the flow rates at the corresponding conditions, it is possible to calculate the energy rate (power) available for recovery. The data from the study by Blumberg [9] has been used in this study.

Table 2 shows the results. For diesel, with higher flow rates but lower temperatures, the available energy rate for recovery is about half that of the SI engine. In the case of a spark ignition engine with direct injected alcohol, it is possible to recover about 15% of the heating value of the fuel.

Means of recovering the energy are presently being investigated, as technologies for further increasing the efficiency of internal combustion engines. The bottoming cycle could be a Rankine cycle [31], a thermo-electric [32], or an endothermic fuel reformation, where the reformate has higher heat capacity than the original fuel. The possibility of fuel reformation in the case of alcohol fuels is described next.

## EFFICIENCY ENHANCEMENT BY FUEL REFORMATION

In addition to very high octane, methanol and ethanol are fuels that are easily catalytically reformed into hydrogen-rich gas through endothermic pyrolytic decomposition, at low temperatures. Fuel reformation is more attractive for heavy duty vehicles which are operated for a substantial amount of time at low torque than for vehicles that have prolonged high torque operation such as long haul trucks. For vehicles operating a substantial amount of time at low torque, use of ultra dilute operation at low loads can provide up to 12% increase in fuel efficiency [33]. The gain is due to decreased throttling, better value of  $\gamma$  because of the reduced residuals, and decreased thermal losses to the cylinder walls, due to lower in-cylinder gas temperature. In the case of high torque, the only efficiency improvement possible is due to reduced heat exchange to the cylinder walls, and thus the maximum improved efficiency is  $\sim 5\%$  [33].

By reforming the methanol onboard the vehicle using exhaust heat, some of the energy in the exhaust is recovered, increasing the energy content of the fuel by about 10%, adequate for capturing the heat available if most of the fuel is reformed, as indicated in Table 2. There is a tradeoff, as reforming methanol results in hot hydrogen rich gas reduces the evaporative cooling of the fraction of the methanol that is not passed through the reformer. Synthesis gas ( $H_2 + CO$ ) has relatively high octane [34], but much smaller than the effective octane of directly injected methanol [Bromberg3]. In order to explore the tradeoff, the model described in reference [28] has been modified to include  $H_2$  and  $CO$ , in addition to directly injected methanol. It is assumed that the fuel available is mostly methanol (1% gasoline by volume). It is assumed that the reformed methanol is converted only to  $H_2$  and  $CO$ . It is assumed that the reformate  $H_2$  and  $CO$  is injected into the manifold downstream from the turbocharger, as the liquid methanol can be pressurized with lower energy consumption than the gaseous reformate. The reformate temperature is 300 C, corresponding to the limit of reformation assumed in obtaining Table 2. It is assumed that the post-turbo air and the reformate are cooled through the intercooler assumed in above mentioned model [8]. The fraction of the methanol that is not reformed is directly injected into the cylinder.

The results of the calculation are shown in Figure 6. The compression ratio at borderline knock is shown as a function of the fraction of the methanol that is reformed, for a boosting of 4. As the fraction of methanol that is reformed increases and the fraction of the directly injected methanol decreases, the knock-free compression ratio decreases. Increasing the reformate fraction from 25% to 40% decreases the borderline compression ratio by 4 units.



It is interesting to note that in comparing Figures 4 and 6, the maximum borderline knock with M85 direct injection at  $\sim 4$  bar is  $\sim 15.5$  (by extrapolation), vs 14.5 for the case of 25% methanol reforming. The amounts of methanol directly injected into the cylinder in the case of the 25% reformat cooling (and thus, the evaporative cooling) is slightly smaller than the amount injected in the cylinder in the case of M85.

The calculations have been performed at stoichiometric conditions. Our goal is to illustrate the opportunity, rather than a detailed optimization of the system. In addition, the temperature of the exhaust would be decreased because of the lean operation. Under those conditions it is likely that the allowable heat will match the endothermic heat requirements, with about 50% of the methanol being reformed. It has been determined that, with constant torque, there is little difference when comparing knocking conditions at lean vs stoichiometric [34]

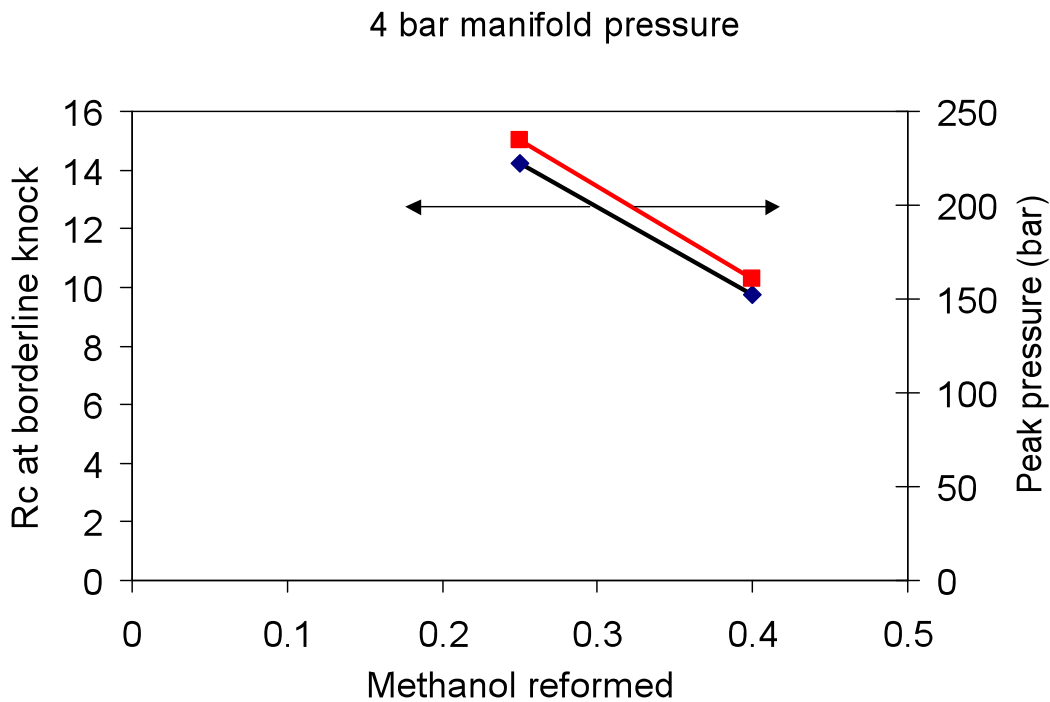
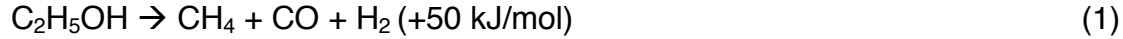


Figure 6 Compression ratio and peak pressure at borderline knock conditions, for an engine with a boost pressure of 3 bar (4 bar absolute), as a function of the fraction of the methanol that is reformed.

A further improvement in efficiency could be obtained by performing the thermal decomposition of methanol at high pressure and expanding the high pressure, high temperature reformat through a turbine that drives a generator, or injection at high pressure in the cylinder, after inlet-valve closing.

For ethanol, the decomposition reaction generates  $\text{CH}_4$ ,  $\text{CO}$  and  $\text{H}_2$ , according to the equation:



Novel catalysts have been found that result in good conversions at temperatures as low as 300 C [35]. This process has an endothermicity of about 5%, when all the fuel is reformed. The value is too small to be able to absorb the available energy shown in Table 2.

An alternative process would be to combine equation (1) at low temperatures with steam reforming of the ethanol at higher temperatures, equation (2). If the fuel is hydrous ethanol, then the stronger endothermicity of the process at the higher temperature. For steam reforming, the equation is:



This reaction requires higher temperature, and it is not clear that it can be achieved at the exhaust temperatures of Table 2.

The hydrogen rich gas can be used to facilitate lean burn operation, particularly useful at light load conditions where the engine is throttled. Operating lean decreases the friction losses in the engine, decreases in-cylinder heat transfer and improves the ratio of specific heats, further improving efficiency at light loads. Because of the strong turbocharging and downsizing, the efficiency improvement from lean operation needs to be determined. Lean operation of the aggressively downsized engine minimizes the use of engine throttling.

The engine could operate stoichiometric or lean at high loads, depending on application and the availability of alcohol. The emissions of nitrogen oxides (NO<sub>x</sub>) can be reduced to very low levels during lean-burn by operation at low equivalence ratios (< 0.5) at the expense of increased hydrocarbons and CO [36]. As opposed to other reformer work [33, 34], the reformat does not have a large amount of nitrogen, improving the effect of reformat addition in improving the flame speed and thus the misfire constraint.

## VII. USE OF GASOLINE

Gasoline from a separate tank from the alcohol tank can be useful for cold start. This can insure that stringent emission standards are met without the need to decrease the alcohol concentration of the fuel, thus allowing the use of ethanol concentrations higher than E85 and removing the need for winter blends. An alternative approach to using gasoline from a separate tank for cold start is to use a plasma fuel reformer [37]. This device would rapidly convert the liquid alcohol into a hot hydrogen-rich gas.

A two-tank system with gasoline in the second tank can also be useful as a means to allow operation primarily on gasoline without loss in performance when alcohol is not readily available or it is economically advantageous to use gasoline. In this case the engine can be run at high power density using an alcohol boost mode where the alcohol and gasoline fueling to the engine are separately controlled and alcohol is used only

when needed to prevent knock. [7, 8]. By appropriate control which minimizes the amount of alcohol that is used to prevent knock, the alcohol use can be minimized.

Use of present air/fuel ratio control can make it possible to operate in a tri-fuel ethanol-methanol-gasoline flexible fuel mode.

## **VIII. DISCUSSION**

Alcohol-based transportation fuels from a wide range of biomass feedstocks including agricultural, forestry, municipal and industrial waste and specially grown crops and trees can potentially offer a substantial substitute for oil derived fuel. Alcohol fuels can also be produced from natural gas or coal. Use of ethanol, methanol or alcohol mixtures could be particularly attractive for heavy duty vehicles because of the need for cleaner engines than present diesel engines and a less demanding infrastructure requirement than that for light duty vehicles.

Small, very high power density, spark ignition engines which are fueled with ethanol methanol or mixed alcohols can be used as a substitute of heavy duty diesel engines, with higher engine thermal efficiency and much reduced size and weight. In this manner a 3.6 liter engine could potentially be used to replace a diesel engine with a displacement as high as 11 liters. These extreme downsizing indicates the potential of a SI, knock-free engine, operating at the same peak pressure as the diesel engine and higher engine speeds. However this aggressive downsizing may not be practical because other constraints (durability, exhaust temperatures). More modest downsizing up to 5 liters could offer a practical solution.

A direct injection alcohol engine downsized by around a factor of two relative to a diesel engine could have an efficiency advantage over the diesel of about 4% for prolonged high torque operation in long haul trucks. In addition, it has been shown that reforming about half the methanol or ethanol would result in capture of about an additional 5% from the exhaust, as a bottoming cycle. The lean operation could result in an additional 5% improvement in efficiency. There could also be a small increase in efficiency with up-speeding and further downsizing.

The calculations do not include the fuel penalty expense needed for the diesel engine aftertreatment, which when included will further increase the comparative advantage of the spark ignited engine by a few percentage points. The calculations suggest that for long haul trucks a 5 liter direct injection ethanol engine could be used to replace a diesel engine of 11 liter displacement and a 7 liter direct injection ethanol engine could replace a diesel engine of 15 liters displacement.

Use of a smaller displacement spark ignition engine with a three way catalyst exhaust treatment system in place of a diesel engine could reduce engine system (engine plus exhaust treatment) cost by \$10,000 - \$15,000.

For introduction of the alcohol fuel, smaller, above ground tanks could be distributed, at a fraction of the cost of a regular filling station with an underground tank. Because of the limited number of trucks during introduction of the technology, these above ground tanks would satisfy the demand at lower costs. [38] Cheaper units, similar to those placed by the NY State Thruway Authority for refueling of methanol vehicles are even less expensive (CONVAULT), around \$5000 per tank [39].

In addition to long haul freight trucks, high power density alcohol engines could also be used for other trucks, for buses and for various off-road applications. The potential off road applications include farm equipment, construction equipment and vehicles that would benefit from substantially more power than the largest diesel engines.

For both long haul and non long haul heavy duty vehicles, the high power density engine vehicles would be cleaner and cheaper than comparable diesel. They would use three-way catalyst for NO<sub>x</sub>, CO and hydrocarbon control, with little or no soot production. They may also be cheaper to operate, depending on the relative cost of gasoline, diesel and alcohols. In terms of maintenance, they may require more frequent maintenance than the diesel engine that they replace. And the fuel tanks will need to be larger (or more frequent refills) because of the lower volumetric heat content of the fuel.

With an appropriate engine fuel management system, direct injection alcohol engines could also be operated primarily on gasoline without losing performance.

The high efficiency downsized alcohol engine approach described in this document could also be used in light duty vehicles.

## **IX. CONCLUSION**

The major conclusions of the study are as follows:

1. It could be possible to use alcohol fuels, from waste and biomass feedstocks or from, natural gas or coal(to supply a substantial fraction of oil derived fuels in the US including displacement of diesel fuel in heavy duty vehicles.
2. The infrastructure modifications for using alcohol fuels in long haul HD vehicles are substantially less extensive than those for general purpose medium and light duty vehicles, and the changes are smaller than for alternative fuels which are not liquids at room temperature and pressure
3. The cost of a spark ignition alcohol fueled engine system (engine plus exhaust treatment system) should be substantially lower than that of conventional diesel engine system used in the HD long haul.

4. The use of alcohol fuels in heavy duty, long haul trucks may be an attractive option with good truck performance, low cost of ownership and infrastructure that is easier to implement than that required for light duty vehicles).
5. The fuel efficiency of turbocharged direct injection alcohol engines could be higher than diesel engines by using exhaust energy recovery in addition to the aggressive downsizing, turbocharging. The increased exhaust temperature of SI engines allows for increased energy recovery.
6. Heavy duty vehicles using alcohol fueled spark ignition engines could also be used in urban areas with fleet vehicles, with central refueling.

## **ACKNOWLEDGMENTS**

This work was supported by the John and Jane Bradley gift to the MIT Energy Initiative. The authors wish to thank John Bradley for this support and for helpful discussions.

## REFERENCES

1. The Sustainable Mobility Project, Mobility 2030: Meeting the challenges to sustainability, produced by the World Business Council for Sustainable Development, Full Report 2004, available at <http://www.wbcsd.org/web/publications/mobility/mobility-full.pdf>
2. Committee to Review the R&D Strategy for Biomass-Derived Ethanol and Biodiesel Transportation Fuels, National Research Council, Review of the Research Strategy for Biomass-Derived Transportation Fuels, The National Academies Press, 1999.
3. [http://www.afdc.energy.gov/afdc/fuels/stations\\_counts.html](http://www.afdc.energy.gov/afdc/fuels/stations_counts.html)
4. Energy Independence and Security Act of 2007
5. T.A. Groode, Biomass to Ethanol: Potential Production and Environmental Impacts, MIT PhD Thesis, February 2008
6. Stark, A.K., Multi-Criteria Lifecycle Evaluation of Transportation Fuels Derived from Biomass Gasification, MIT Master's thesis (2010)
7. D.R. Cohn, L. Bromberg, J.B. Heywood, Direct Injection Ethanol Boosted Gasoline Engines: Biofuel Leveraging For Cost Effective Reduction of Oil Dependence and CO2 Emissions, MIT Laboratory for Energy and the Environment report LFEE 2005-001 (April 2005), available at [http://fee.mit.edu/public/LFEE\\_2005-001\\_RP.pdf](http://fee.mit.edu/public/LFEE_2005-001_RP.pdf)
8. L. Bromberg and D.R. Cohn, J.B. Heywood, Calculations Of Knock Suppression In Highly Turbocharged Gasoline/Ethanol Engines Using Direct Ethanol Injection, MIT Laboratory for Energy and the Environment report LFEE 2006-001 (April 2005), available at [http://fee.mit.edu/public/LFEE\\_2006-001\\_RP.pdf](http://fee.mit.edu/public/LFEE_2006-001_RP.pdf)
9. Blumberg, P.N., L. Bromberg, H. Kang and C. Tai, Simulation of High Efficiency Heavy Duty SI Engines Using Direct Injection of Alcohol for Knock Avoidance, SAE Report 2008-01-2447
10. E. Moniz, H.D. Jacoby, A.J.M. Meegs, cochairs, The Future of Natural gas, an Interdisciplinary MIT Study, Interim Study, MIT Energy Initiative Reoprt, available at <http://web.mit.edu/mitei/research/studies/report-natural-gas.pdf>
11. Perlack, R. D., L. L. Wright, A. F. Turhollow, et al., Biomass as feedstock for a bioenergy and bioproducts industry: The technical feasibility of a billion-ton annual supply, Oak Ridge National Laboratory Report DOE/GO-102995-2135, ORNL/TM-2005/66 (2005)
12. R.J. Pearson, J.W.G. Turner .M.D. Eisaman and K.A.Littau, Extending the use of Alcohol Fuels for Energy Security and Carbon Reduction, SAE paper 2009-01-2764 (2009).
13. <http://www.greencarcongress.com/2009/11/poet-20091118.html#more>
14. J. Pavlus, The Power of Garbage, Scientific American, December 2009, p. 56
15. M.D. Jackson, R. Schubert and J. Pont, Distributing Urea for the On-Road Vehicle Market, DEER meeting, 2006, August 20-24, (2006), Detroit MI, available at <http://www.enginemanufacturers.org/admin/content/upload/186.pdf>
16. Annual Energy Outlook 2006 and U.S. Heating Oil, Diesel Fuel, And Distillate Data Energy Information Administration, available at <http://www.eia.doe.gov/>
17. <http://www.epa.gov/oms/hd-hwy.htm>
18. <http://www.dieselnet.com/standards/us/hd.php>
19. J.B. Heywood, Internal Combustion Engine Fundamentals. 1988, New York; McGraw-Hill Book Company
20. HEDGE, <http://www.swri.org/4org/d03/engres/pwrtrn/hedge/default.htm>
21. R.A. Stein, C.J. House and T.G. Leone, Optimal Use of E85 in a Turbocharged Direct Injection Engine, SAE Report 2009-01-1490
22. A. Agarwal and P. Whitaker, *E85 Optimized Engine*, presented at the 2009 DOE Hydrogen Program and Vehicle Technologies Program Annual Merit Review and Peer Evaluation Meeting, Arlington Va May 2009, available at

[http://www1.eere.energy.gov/vehiclesandfuels/pdfs/merit\\_review\\_2009/fuel\\_technologies/ft\\_12\\_agarwal.pdf](http://www1.eere.energy.gov/vehiclesandfuels/pdfs/merit_review_2009/fuel_technologies/ft_12_agarwal.pdf)

23. H. J. Curran, P. Gaffuri, W. J. Pitz, and C. K. Westbrook, *A Comprehensive Modeling Study of Iso-Octane Oxidation, Combustion and Flame* **129**:253-280 (2002)
24. N.M. Marinov, A Detailed Chemical Kinetic Model for High Temperature Ethanol Oxidation, *Int. J. Chem. Kinet.* **31** pp 183-220 (1999)
25. M.J. Brusstar and C.L. Gray, Jr, High Efficiency with Future Alcohol Fuels in a Stoichiometric Medium Duty Spark Ignition Engine, SAE 2007-01-3993
26. J.W.G. Turner, R. J. Pearson, B. Holland and R. Peck, Alcohol-Based Fuels in High Performance Engines 2007-01-0056
27. R. J. Nichols, "The Methanol Story: A Sustainable Fuel for the Future", *J. Scientific & Industrial Research*, Vol. 62, Jan.-Feb. 2003, pp. 97-105.
28. Bromberg, L. and D.R. Cohn, Effective Octane And Efficiency Advantages Of Direct Injection Alcohol Engines, MIT Laboratory for Energy and the Environment Report LMFE-2008-01 RP, available at [http://lfee.mit.edu/public/LFEE\\_2008-01\\_RP.pdf](http://lfee.mit.edu/public/LFEE_2008-01_RP.pdf)
29. P. Blumberg and L. Bromberg, Estimates of DI Hydrous Ethanol Utilization for Knock Avoidance and Comparison to a Measured and Simulated DI E85 Baseline, EBS Technical report, in preparation (2009); also PSFC Report PSFC/JA-09-33 (2009)
30. European Test Cycle. Details can be found at <http://www.dieselnet.com/standards/cycles/esc.html>
31. Teng, H. and G. Regner, Improving Fuel Economy for HD Diesel Engines with WHR Rankine Cycle Driven by EGR Cooler Heat Rejection, Report SAE 2009-01-2913
32. J. Fairbanks, Vehicular Thermoelectric Applications Session DEER 2009, presented at the Diesel Engine Emission Reduction (DEER) meeting, August 5, 2009, Dearborn MI, available at [http://www1.eere.energy.gov/vehiclesandfuels/pdfs/deer\\_2009/session7/deer09\\_fairbanks.pdf](http://www1.eere.energy.gov/vehiclesandfuels/pdfs/deer_2009/session7/deer09_fairbanks.pdf)
33. E.J. Tully and J. B. Heywood, Lean-Burn Characteristics of a Gasoline Engine Enriched with Hydrogen from a Plasmatron Fuel Reformer, SAE report 2003-01-0630, 2003
34. J.A. Topinka, M.D. Gerty, J.B. Heywood and J.C. Keck, Knock Behavior of a Lean-Burn, H<sub>2</sub> and CO Enhanced, SI Gasoline Engine Concept, SAE paper 2004-01-0975
35. W. Hoffmann, V. Wong, V., W.K. Cheng, D.A. Morgenstern, "A New Approach to Ethanol Utilization: High Efficiency and Low NO<sub>x</sub> in an Engine Operating on Simulated Reformed Ethanol," SAE 2008-01-2415
36. Apostolescu, N. and R. Chiriac, A Study of Combustion of Hydrogen Enriched Gasoline in a Spark Ignition Engine, SAE Paper No. 960603, 1996
37. Bromberg, L., Cohn, D.R., Rabinovich, A. and Heywood, J., Emissions reductions using hydrogen from plasmatron fuel converters, *International Journal of Hydrogen Energy* **26** 1115-21 (2001)
38. <http://www.methanol.org/altfuel/press/pr99204.html>
39. G.A. Dolan, Methanol Institute, private communication (2008)