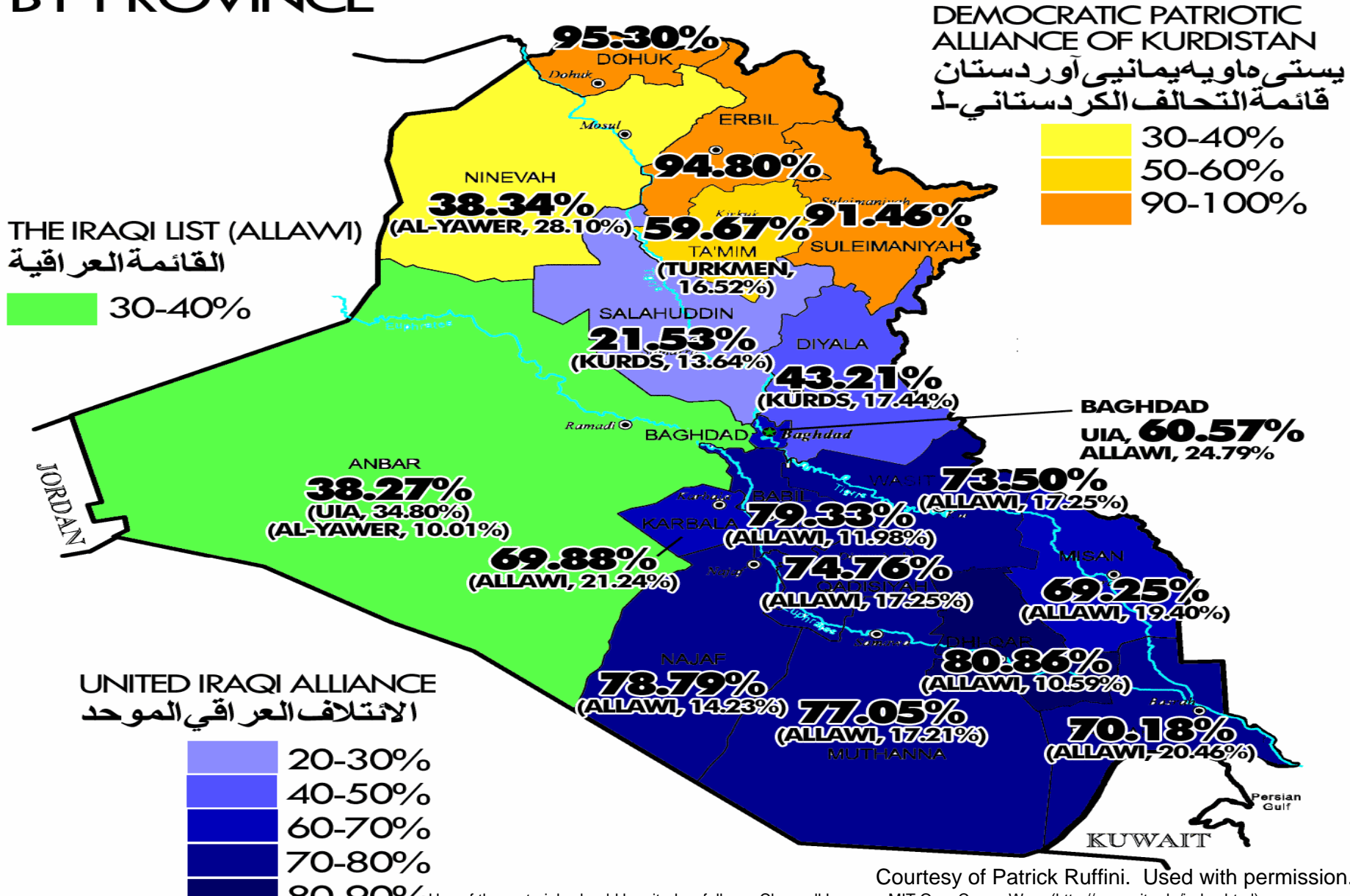


Iraq

Election results

BY PROVINCE



Courtesy of Patrick Ruffini. Used with permission.


Use of the materials should be cited as follows: Chappell Lawson, MIT OpenCourseWare (<http://ocw.mit.edu/index.html>) course materials for 17.50 (Introduction to Comparative Politics, Fall 2006), Massachusetts Institute of Technology, downloaded on [Insert Date]

Major ethnic divisions

DISTRIBUTION OF ETHNORELIGIOUS GROUPS AND MAJOR TRIBES



Ethnic Group	Estimated Population	Also Found In	Religion	Language
Arabs	16 to 20 million	Throughout North Africa and the middle East, Iran	65-80 percent Shia, 20-30 percent Sunni, Less than 5 percent Christian	Arabic (Iraqi dialect)
Kurds	3.6 to 8.6 million	Turkey, Iran, Syria, Armenia, Georgia, Azerbaijan	Mostly Sunni, Shia, and Yazidi minority	Kurdish
Turkomans	300,000 to 800,000	Related to other Turkic peoples in Turkey, Azerbaijan, Iran, and Turkmenistan	Primarily Sunni	South Azeri Turkish
Others	As many as 1 million	Mostly Christians, Iranians, and other groups found in the middle East	At least 50 percent Christian; Shias, Sunnis, and members of other religions account for the balance	Mostly Arabic, some Persian and other languages



Boundary representation is not necessarily authoritative.

Figure by MIT OCW.

Use of the materials should be cited as follows: Chappell Lawson, MIT OpenCourseWare (<http://ocw.mit.edu/index.html>) course materials for 17.50 (Introduction to Comparative Politics, Fall 2006), Massachusetts Institute of Technology, downloaded on [Insert Date].

Oil

Oil Infrastructure

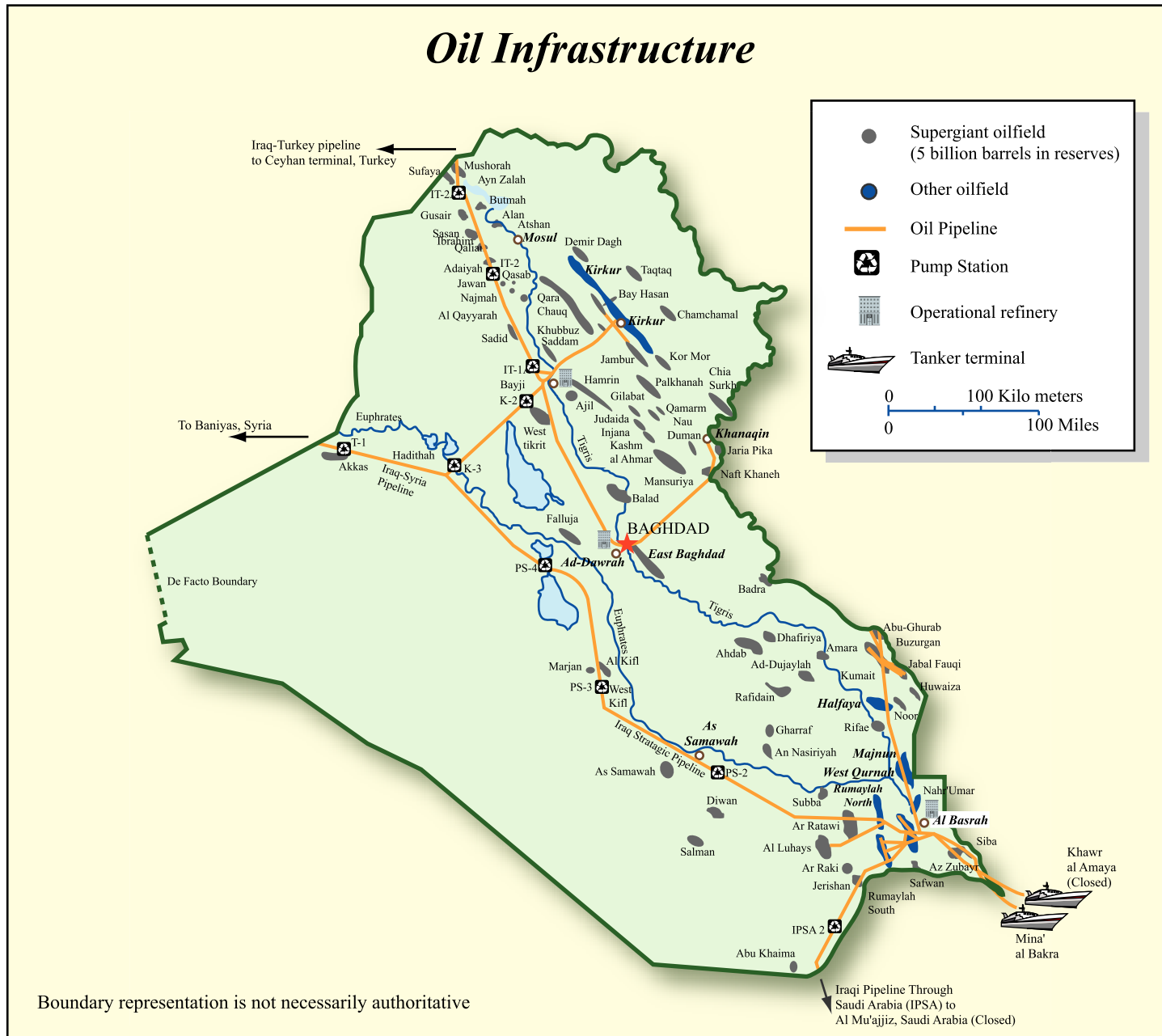
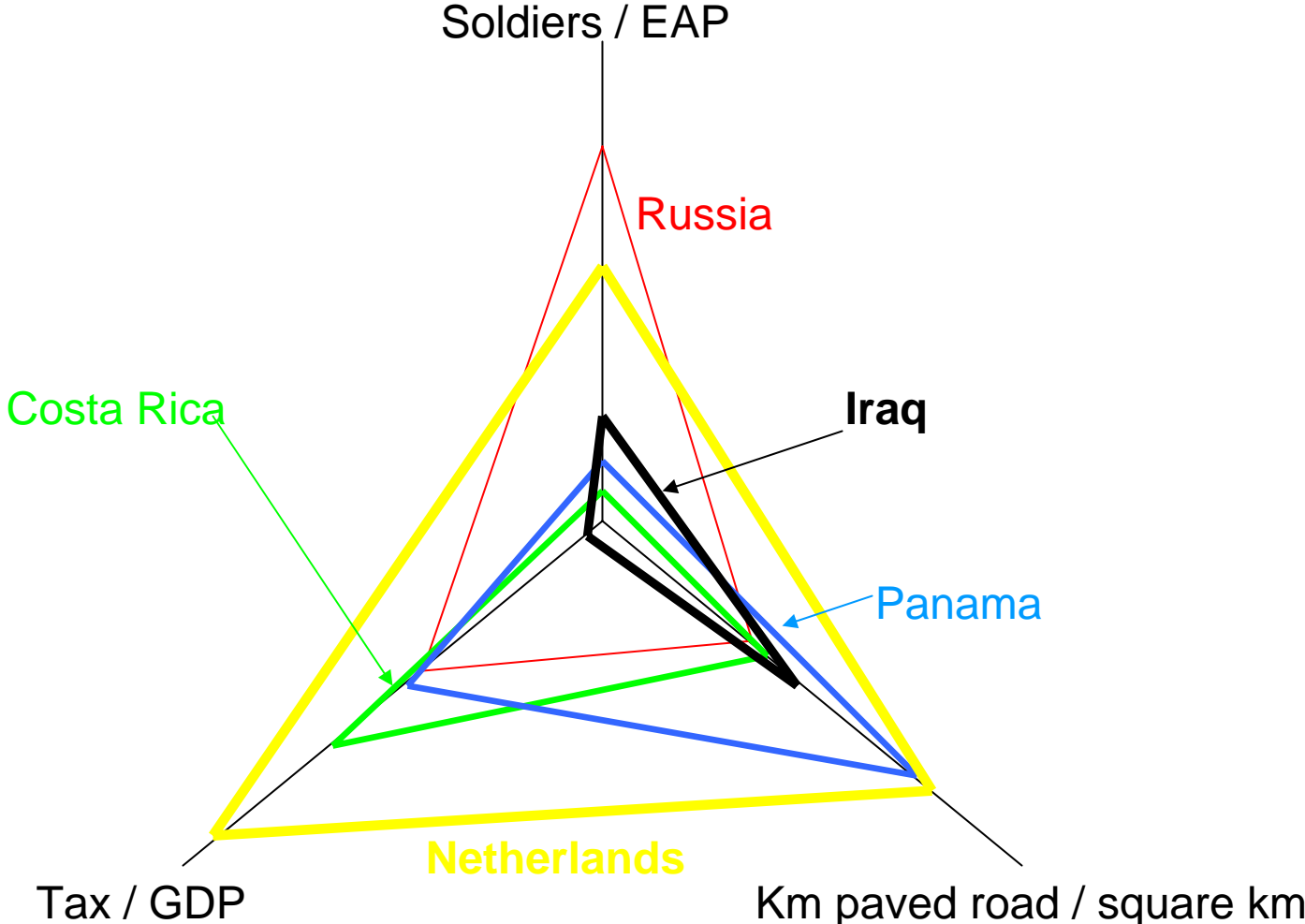


Figure by MIT OCW.

Use of the materials should be cited as follows: Chappell Lawson, MIT OpenCourseWare (<http://ocw.mit.edu/index.html>) course materials for 17.50 (Introduction to Comparative Politics, Fall 2006), Massachusetts Institute of Technology, downloaded on [Insert Date].

Iraq compared



Use of the materials should be cited as follows: Chappell Lawson, MIT OpenCourseWare (<http://ocw.mit.edu/index.html>) course materials for 17.50 (Introduction to Comparative Politics, Fall 2006), Massachusetts Institute of Technology, downloaded on [Insert Date].

By any measure, state capacity in Iraq is lousy

Governance Indicator	Percentile Rank (0-100)	Estimate (-2.5 to + 2.5)	Standard Error	Number of surveys/polls
<u>Voice and Accountability</u>	9.2	-1.47	0.14	7
<u>Political Stability/No Violence</u>	0.0	-2.82	0.23	7
<u>Government Effectiveness</u>	1.4	-1.64	0.20	6
<u>Regulatory Quality</u>	5.9	-1.61	0.19	6
<u>Rule of Law</u>	0.5	-1.81	0.17	8
<u>Control of Corruption</u>	4.9	-1.27	0.18	6

Source: [Kaufmann D., A. Kraay, and M. Mastruzzi 2006: Governance Matters V: Governance Indicators for 1996-2005.](#)

Use of the materials should be cited as follows: Chappell Lawson, MIT OpenCourseWare (<http://ocw.mit.edu/index.html>) course materials for 17.50 (Introduction to Comparative Politics, Fall 2006), Massachusetts Institute of Technology, downloaded on [Insert Date].

In security, especially so

Map removed due to copyright restrictions. The original may be found at <http://info.worldbank.org/governance/kkz2005/worldmap.asp#map>. Accessed on January 25, 2006.