

MIT Open Access Articles

Energy dependence of $K\pi$, $p\pi$, and Kp fluctuations in Au + Au collisions from $\sqrt{s}[\text{subscript NN}] = 7.7$ to 200 GeV

The MIT Faculty has made this article openly available. **Please share** how this access benefits you. Your story matters.

Citation: Adamczyk, L., J. K. Adkins, G. Agakishiev, M. M. Aggarwal, Z. Ahammed, I. Alekseev, J. Alford, et al. "Energy Dependence of $K\pi$, $p\pi$, and Kp Fluctuations in Au + Au Collisions from $\sqrt{s}[\text{subscript NN}] = 7.7$ to 200 GeV." *Physical Review C* 92, no. 2 (August 2015). © 2015 American Physical Society

As Published: <http://dx.doi.org/10.1103/PhysRevC.92.021901>

Publisher: American Physical Society

Persistent URL: <http://hdl.handle.net/1721.1/98073>

Version: Final published version: final published article, as it appeared in a journal, conference proceedings, or other formally published context

Terms of Use: Article is made available in accordance with the publisher's policy and may be subject to US copyright law. Please refer to the publisher's site for terms of use.



Energy dependence of $K\pi$, $p\pi$, and Kp fluctuations in Au + Au collisions from $\sqrt{s_{NN}} = 7.7$ to 200 GeV

L. Adamczyk,¹ J. K. Adkins,²¹ G. Agakishiev,¹⁹ M. M. Aggarwal,³² Z. Ahammed,⁴⁹ I. Alekseev,¹⁷ J. Alford,²⁰ A. Aparin,¹⁹ D. Arkhipkin,³ E. C. Aschenauer,³ G. S. Averichev,¹⁹ A. Banerjee,⁴⁹ R. Bellwied,⁴⁵ A. Bhasin,¹⁸ A. K. Bhati,³² P. Bhattarai,⁴⁴ J. Bielcik,¹¹ J. Bielcikova,¹² L. C. Bland,³ I. G. Bordyuzhin,¹⁷ J. Bouchet,²⁰ A. V. Brandin,²⁸ I. Bunzarov,¹⁹ T. P. Burton,³ J. Butterworth,³⁸ H. Caines,⁵³ M. Calder' on de la Barca S'anchez,⁵ J. M. Campbell,³⁰ D. Cebra,⁵ M. C. Cervantes,⁴³ I. Chakaberia,³ P. Chaloupka,¹¹ Z. Chang,⁴³ S. Chattopadhyay,⁴⁹ X. Chen,²³ J. H. Chen,⁴¹ J. Cheng,⁴⁶ M. Cherney,¹⁰ W. Christie,³ M. J. M. Codrington,⁴⁴ G. Contin,²⁴ H. J. Crawford,⁴ S. Das,¹⁴ L. C. De Silva,¹⁰ R. R. Debebe,³ T. G. Dedovich,¹⁹ J. Deng,⁴⁰ A. A. Derevschikov,³⁴ B. di Ruzza,³ L. Didenko,³ C. Dilks,³³ X. Dong,²⁴ J. L. Drachenberg,⁴⁸ J. E. Draper,⁵ C. M. Du,²³ L. E. Dunkelberger,⁶ J. C. Dunlop,³ L. G. Efimov,¹⁹ J. Engelage,⁴ G. Eppley,³⁸ R. Esha,⁶ O. Evdokimov,⁹ O. Eyser,³ R. Fatemi,²¹ S. Fazio,³ P. Federic,¹² J. Fedorisin,¹⁹ Feng,⁸ P. Filip,¹⁹ Y. Fisyak,³ C. E. Flores,⁵ L. Fulek,¹ C. A. Gagliardi,⁴³ D. Garand,³⁵ F. Geurts,³⁸ A. Gibson,⁴⁸ M. Girard,⁵⁰ L. Greiner,²⁴ D. Grosnick,⁴⁸ D. S. Gunarathne,⁴² Y. Guo,³⁹ A. Gupta,¹⁸ S. Gupta,¹⁸ W. Guryon,³ A. Hamad,²⁰ A. Hamed,⁴³ R. Haque,²⁹ J. W. Harris,⁵³ L. He,³⁵ S. Heppelmann,³³ A. Hirsch,³⁵ G. W. Hoffmann,⁴⁴ D. J. Hofman,⁹ S. Horvat,⁵³ H. Z. Huang,⁶ B. Huang,⁹ X. Huang,⁴⁶ P. Huck,⁸ T. J. Humanic,³⁰ G. Igo,⁶ W. W. Jacobs,¹⁶ H. Jang,²² E. G. Judd,⁴ S. Kabana,²⁰ D. Kalinkin,¹⁷ K. Kang,⁴⁶ K. Kauder,⁹ H. W. Ke,³ D. Keane,²⁰ A. Kechechyan,¹⁹ Z. H. Khan,⁹ D. P. Kikola,⁵⁰ I. Kisel,¹³ A. Kisel,⁵⁰ S. R. Klein,²⁴ D. D. Koetke,⁴⁸ T. Kollegger,¹³ L. K. Kosarzewski,⁵⁰ L. Kotchenda,²⁸ A. F. Kraishan,⁴² P. Kravtsov,²⁸ K. Krueger,² I. Kulakov,¹³ L. Kumar,³² R. A. Kycia,³¹ M. A. C. Lamont,³ J. M. Landgraf,³ K. D. Landry,⁶ J. Lauret,³ A. Lebedev,³ R. Lednicky,¹⁹ J. H. Lee,³ W. Li,⁴¹ Z. M. Li,⁸ C. Li,³⁹ Y. Li,⁴⁶ X. Li,³ X. Li,⁴² M. A. Lisa,³⁰ F. Liu,⁸ T. Ljubicic,³ W. J. Llope,⁵¹ M. Lomnitz,²⁰ R. S. Longacre,³ X. Luo,⁸ L. Ma,⁴¹ R. Ma,³ G. L. Ma,⁴¹ Y. G. Ma,⁴¹ N. Magdy,⁵² R. Majka,⁵³ A. Manion,²⁴ S. Margetis,²⁰ C. Markert,⁴⁴ H. Masui,²⁴ H. S. Matis,²⁴ D. McDonald,⁴⁵ K. Meehan,⁵ N. G. Minaev,³⁴ S. Mioduszewski,⁴³ B. Mohanty,²⁹ M. M. Mondal,⁴³ D. A. Morozov,³⁴ M. K. Mustafa,²⁴ B. K. Nandi,¹⁵ Md. Nasim,⁶ T. K. Nayak,⁴⁹ G. Nigmatkulov,²⁸ L. V. Nogach,³⁴ S. Y. Noh,²² J. Novak,²⁷ S. B. Nurusev,³⁴ G. Odyniec,²⁴ A. Ogawa,³ K. Oh,³⁶ V. Okorokov,²⁸ D. L. Olivitt, Jr.,⁴² B. S. Page,¹⁶ Y. X. Pan,⁶ Y. Pandit,⁹ Y. Panebratsev,¹⁹ T. Pawlak,⁵⁰ B. Pawlik,³¹ H. Pei,⁸ C. Perkins,⁴ A. Peterson,³⁰ P. Pile,³ M. Planinic,⁵⁴ J. Pluta,⁵⁰ N. Poljak,⁵⁴ K. Poniatowska,⁵⁰ J. Porter,²⁴ A. M. Poskanzer,²⁴ N. K. Pruthi,³² J. Putschke,⁵¹ H. Qiu,²⁴ A. Quintero,²⁰ S. Ramachandran,²¹ S. Raniwala,³⁷ R. Raniwala,³⁷ R. L. Ray,⁴⁴ H. G. Ritter,²⁴ J. B. Roberts,³⁸ O. V. Rogachevskiy,¹⁹ J. L. Romero,⁵ A. Roy,⁴⁹ L. Ruan,³ J. Rusnak,¹² O. Rusnakova,¹¹ N. R. Sahoo,⁴³ P. K. Sahu,¹⁴ I. Sakrejda,²⁴ S. Salur,²⁴ A. Sandacz,⁵⁰ J. Sandweiss,⁵³ A. Sarkar,¹⁵ J. Schambach,⁴⁴ R. P. Scharenberg,³⁵ A. M. Schmah,²⁴ W. B. Schmidke,³ N. Schmitz,²⁶ J. Seger,¹⁰ P. Seyboth,²⁶ N. Shah,⁶ E. Shahaliev,¹⁹ P. V. Shanmuganathan,²⁰ M. Shao,³⁹ M. K. Sharma,¹⁸ B. Sharma,³² W. Q. Shen,⁴¹ S. S. Shi,²⁴ Q. Y. Shou,⁴¹ E. P. Sichtermann,²⁴ R. Sikora,¹ M. Simko,¹² M. J. Skoby,¹⁶ D. Smirnov,³ N. Smirnov,⁵³ D. Solanki,³⁷ L. Song,⁴⁵ P. Sorensen,³ H. M. Spinka,² B. Srivastava,³⁵ T. D. S. Stanislaus,⁴⁸ R. Stock,¹³ M. Strikhanov,²⁸ B. Stringfellow,³⁵ M. Sumera,¹² B. J. Summa,³³ Z. Sun,²³ Y. Sun,³⁹ X. M. Sun,⁸ X. Sun,²⁴ B. Surrow,⁴² D. N. Svirida,¹⁷ M. A. Szelezniak,²⁴ J. Takahashi,⁷ A. H. Tang,³ Z. Tang,³⁹ T. Tarnowsky,²⁷ A. N. Tawfik,⁵² J. H. Thomas,²⁴ J. Tian,⁴¹ A. R. Timmins,⁴⁵ D. Tlusty,¹² M. Tokarev,¹⁹ S. Trentalange,⁶ R. E. Tribble,⁴³ P. Tribedy,⁴⁹ S. K. Tripathy,¹⁴ B. A. Trzeciak,¹¹ O. D. Tsai,⁶ T. Ullrich,³ D. G. Underwood,² I. Upsal,³⁰ G. Van Buren,³ G. van Nieuwenhuizen,²⁵ M. Vandenbroucke,⁴² R. Varma,¹⁵ A. N. Vasiliev,³⁴ R. Vertesi,¹² F. Videbæk,³ Y. P. Viyogi,⁴⁹ S. Vokal,¹⁹ S. A. Voloshin,⁵¹ A. Vossen,¹⁶ Y. Wang,⁸ F. Wang,³⁵ J. S. Wang,²³ H. Wang,³ G. Wang,⁶ Y. Wang,⁴⁶ J. C. Webb,³ G. Webb,³ L. Wen,⁶ G. D. Westfall,²⁷ H. Wieman,²⁴ S. W. Wissink,¹⁶ R. Witt,⁴⁷ Y. F. Wu,⁸ Z. Xiao,⁴⁶ W. Xie,³⁵ K. Xin,³⁸ N. Xu,²⁴ H. Xu,²³ Y. F. Xu,⁴¹ Q. H. Xu,⁴⁰ Z. Xu,³ Y. Yang,²³ S. Yang,³⁹ C. Yang,³⁹ Y. Yang,⁸ Q. Yang,³⁹ Z. Ye,⁹ P. Yepes,³⁸ L. Yi,³⁵ K. Yip,³ I.-K. Yoo,³⁶ N. Yu,⁸ H. Zbroszczyk,⁵⁰ W. Zha,³⁹ J. Zhang,²³ Y. Zhang,³⁹ S. Zhang,⁴¹ X. P. Zhang,⁴⁶ J. B. Zhang,⁸ J. L. Zhang,⁴⁰ Z. Zhang,⁴¹ F. Zhao,⁶ J. Zhao,⁸ C. Zhong,⁴¹ X. Zhu,⁴⁶ Y. Zoulkarneeva,¹⁹ and M. Zyzak¹³

(STAR Collaboration)

¹AGH University of Science and Technology, Cracow 30-059, Poland

²Argonne National Laboratory, Argonne, Illinois 60439, USA

³Brookhaven National Laboratory, Upton, New York 11973, USA

⁴University of California, Berkeley, California 94720, USA

⁵University of California, Davis, California 95616, USA

⁶University of California, Los Angeles, California 90095, USA

⁷Universidade Estadual de Campinas, Sao Paulo 13131, Brazil

⁸Central China Normal University (HZNU), Wuhan 430079, China

⁹University of Illinois at Chicago, Chicago, Illinois 60607, USA

¹⁰Creighton University, Omaha, Nebraska 68178, USA

¹¹Czech Technical University in Prague, FNSPE, Prague, 115 19, Czech Republic

¹²Nuclear Physics Institute AS CR, 250 68 Řež/Prague, Czech Republic

¹³Frankfurt Institute for Advanced Studies FIAS, Frankfurt 60438, Germany

¹⁴Institute of Physics, Bhubaneswar 751005, India

¹⁵Indian Institute of Technology, Mumbai 400076, India

- ¹⁶Indiana University, Bloomington, Indiana 47408, USA
- ¹⁷Alikhanov Institute for Theoretical and Experimental Physics, Moscow 117218, Russia
- ¹⁸University of Jammu, Jammu 180001, India
- ¹⁹Joint Institute for Nuclear Research, Dubna, 141 980, Russia
- ²⁰Kent State University, Kent, Ohio 44242, USA
- ²¹University of Kentucky, Lexington, Kentucky, 40506-0055, USA
- ²²Korea Institute of Science and Technology Information, Daejeon 305-701, Korea
- ²³Institute of Modern Physics, Lanzhou 730000, China
- ²⁴Lawrence Berkeley National Laboratory, Berkeley, California 94720, USA
- ²⁵Massachusetts Institute of Technology, Cambridge, Massachusetts 02139-4307, USA
- ²⁶Max-Planck-Institut für Physik, Munich 80805, Germany
- ²⁷Michigan State University, East Lansing, Michigan 48824, USA
- ²⁸Moscow Engineering Physics Institute, Moscow 115409, Russia
- ²⁹National Institute of Science Education and Research, Bhubaneswar 751005, India
- ³⁰Ohio State University, Columbus, Ohio 43210, USA
- ³¹Institute of Nuclear Physics PAN, Cracow 31-342, Poland
- ³²Panjab University, Chandigarh 160014, India
- ³³Pennsylvania State University, University Park, Pennsylvania 16802, USA
- ³⁴Institute of High Energy Physics, Protvino 142281, Russia
- ³⁵Purdue University, West Lafayette, Indiana 47907, USA
- ³⁶Pusan National University, Pusan 609735, Republic of Korea
- ³⁷University of Rajasthan, Jaipur 302004, India
- ³⁸Rice University, Houston, Texas 77251, USA
- ³⁹University of Science and Technology of China, Hefei 230026, China
- ⁴⁰Shandong University, Jinan, Shandong 250100, China
- ⁴¹Shanghai Institute of Applied Physics, Shanghai 201800, China
- ⁴²Temple University, Philadelphia, Pennsylvania 19122, USA
- ⁴³Texas A&M University, College Station, Texas 77843, USA
- ⁴⁴University of Texas, Austin, Texas 78712, USA
- ⁴⁵University of Houston, Houston, Texas 77204, USA
- ⁴⁶Tsinghua University, Beijing 100084, China
- ⁴⁷United States Naval Academy, Annapolis, Maryland, 21402, USA
- ⁴⁸Valparaiso University, Valparaiso, Indiana 46383, USA
- ⁴⁹Variable Energy Cyclotron Centre, Kolkata 700064, India
- ⁵⁰Warsaw University of Technology, Warsaw 00-661, Poland
- ⁵¹Wayne State University, Detroit, Michigan 48201, USA
- ⁵²World Laboratory for Cosmology and Particle Physics (WLCAPP), Cairo 11571, Egypt
- ⁵³Yale University, New Haven, Connecticut 06520, USA
- ⁵⁴University of Zagreb, Zagreb, HR-10002, Croatia
- (Received 20 October 2014; published 7 August 2015)

A search for the quantum chromodynamics (QCD) critical point was performed by the STAR experiment at the BNL Relativistic Heavy Ion Collider, using dynamical fluctuations of unlike particle pairs. Heavy ion collisions were studied over a large range of collision energies with homogeneous acceptance and excellent particle identification, covering a significant range in the QCD phase diagram where a critical point may be located. Dynamical $K\pi$, $p\pi$, and Kp fluctuations as measured by the STAR experiment in central 0–5% Au + Au collisions from center-of-mass collision energies $\sqrt{s_{NN}} = 7.7$ to 200 GeV are presented. The observable ν_{dyn} was used to quantify the magnitude of the dynamical fluctuations in event-by-event measurements of the $K\pi$, $p\pi$, and Kp pairs. The energy dependences of these fluctuations from central 0–5% Au + Au collisions all demonstrate a smooth evolution with collision energy.

DOI: [10.1103/PhysRevC.92.021901](https://doi.org/10.1103/PhysRevC.92.021901)

PACS number(s): 25.75.Gz

There are indications from some lattice quantum chromodynamics (QCD) calculations that at large values of baryon chemical potential, μ_B , the crossover between hadronic and partonic (quark-gluon) matter becomes a first-order phase transition [1]. If these lattice calculations are correct, there

should be a critical point where the first-order phase transition line ends. Enhanced fluctuations in final-state observables are one of the possible signatures of a phase transition, particularly if the phase transition occurs near a critical point. Critical opalescence is one example of critical behavior observed in

classical systems [2–4]. If there is a QCD critical point it is possible that similar enhanced fluctuations could be observed in measurements of particle multiplicities or net charge [5–7]. The moments of measured distributions are sensitive to the correlation length ξ [8]. A nonmonotonic excitation function (observable as a function of energy) of the measured moments can indicate contributions from critical phenomena [9]. STAR has recently published the energy dependence of higher moments of the net-proton [10] and net-charge [11] distributions, which do not convincingly exhibit such behavior. Dynamical relative particle number ($K\pi$, $p\pi$, and Kp) fluctuations are observables that might also be sensitive to signals originating from the deconfinement phase transition [12] or critical point [13]. These fluctuations provide a connection to globally conserved quantities including baryon number, strangeness, and charge, and approximately conserved quantities such as entropy [14]. In 2010–2011 a search for the onset of partonic deconfinement and the QCD critical point was undertaken at the BNL Relativistic Heavy Ion Collider (RHIC). This involved an “energy scan” of Au + Au collisions at the following beam energies in the two-nucleon center-of-mass system, $\sqrt{s_{NN}}$: 7.7, 11.5, 19.6, 27, 39, 62.4, and 200 GeV. Dynamical fluctuations for all three of the aforementioned pairs of particle species were studied at each energy and are reported here.

These data span a wide range in beam energy, which corresponds to baryon chemical potentials from 24 to 421 MeV in central $A + A$ collisions [15]. This is the first time such measurements have been carried out over more than an order of magnitude in beam energy, with the same colliding species, and with the same detector at a collider facility. This allows a suite of measurements to be performed at many energies, while minimizing corresponding changes in detector acceptance that are inherent in fixed target experiments. Experimental measurements at midrapidity avoid complications from the spectator region and can be directly compared to lattice QCD calculations and models based on the grand canonical ensemble [16].

The observable v_{dyn} was used to quantify the magnitude of the dynamical fluctuations [17–19]. This observable reflects deviations of the particle number distributions from those of a statistical distribution (no interparticle or dynamical correlations) and was originally developed to study net-charge fluctuations. v_{dyn} provides a measurement of the dynamical variance of the difference between the relative number of the two particle species [17,18]. This takes the form of $(\frac{N_A}{\langle N_A \rangle} - \frac{N_B}{\langle N_B \rangle})^2$. The generalized definition of v_{dyn} is given by

$$v_{\text{dyn},AB} = \frac{\langle N_A(N_A - 1) \rangle}{\langle N_A \rangle^2} + \frac{\langle N_B(N_B - 1) \rangle}{\langle N_B \rangle^2} - 2 \frac{\langle N_A N_B \rangle}{\langle N_A \rangle \langle N_B \rangle}, \quad (1)$$

where N_A and N_B are the numbers of particles of species A and B in a particular event, and the brackets denote their averages. The indices A and B can be replaced by π , K , or p to construct the required form of v_{dyn} . By definition, Eq. (1) is symmetric under the transposition of the particles A and B . It is also independent of the detection efficiency

in the region of phase space of interest here [18]. If the underlying measured distribution has contributions only from uncorrelated particles, v_{dyn} will be exactly equal to zero. For nonstatistical distributions, v_{dyn} can either be positive or negative, depending on which of the three terms dominate. Positive values of v_{dyn} are indicative of anti-correlations, while negative values of v_{dyn} reflect correlations. The dynamical component is thus measured relative to the statistical baseline ($v_{\text{dyn}} = 0$).

A study of $K\pi$ fluctuations in Au + Au collisions at $\sqrt{s_{NN}} = 200, 130, 62.4, \text{ and } 19.6$ GeV was previously carried out by the STAR experiment [20]. Measured dynamical $K\pi$ fluctuations were observed to be energy independent. A similar variable, called σ_{dyn} , was studied by the NA49 Collaboration [21]. Significantly larger values of σ_{dyn} for $K\pi$ pairs were observed at beam energies near 6 GeV, which were interpreted by the NA49 Collaboration as possibly due to enhanced fluctuations resulting from the onset of deconfinement. The current study takes advantage of a more than a factor of 10 increase in the number of recorded events available at several of the previously measured beam energies, several new beam energies, an addition of a time-of-flight (TOF) detector, a lower material budget at the center of the STAR detector, and an improved charged-particle reconstruction algorithm. These improvements have reduced the statistical and systematic uncertainties in the present results compared to those discussed in Ref. [20].

The data presented here for $K\pi$, $p\pi$, and Kp fluctuations were acquired by the STAR experiment [22] at RHIC in minimum bias (MB) Au + Au collisions at $\sqrt{s_{NN}} = 7.7, 11.5, 19.6, 27, 39, 62.4, \text{ and } 200$ GeV (3, 4, 15, 29, 10, 17, and 33 million events, respectively). The main particle tracking detector at STAR is the time projection chamber (TPC) [23]. The position of the collision vertex along the beam line was restricted to the center of the TPC to ± 30 cm at $\sqrt{s_{NN}} = 19.6$ to 200 GeV, and ± 50 cm at $\sqrt{s_{NN}} = 7.7$ and 11.5 GeV. A distance of closest approach (DCA) of a track to the primary event vertex of less than 1.0 cm was required to reduce the number of particles not originating from the primary collision vertex. Each track was required to have at least 15 fit points in the TPC, and a ratio of the number of fit points to the maximum possible number of fit points greater than 0.51. Collision centrality is determined (at all energies) using TPC charged particle tracks from the primary vertex in the pseudorapidity range $|\eta| < 0.5$, with $p_T > 0.15$ GeV/ c , and more than 10 fit points.

Particles were identified using a combination of the TPC and the recently completed TOF detector [24,25]. With these two detectors, the particle identification capabilities reach total momentum $p \approx 1.8$ GeV/ c for pions and kaons and $p \approx 3.0$ GeV/ c for protons. The transverse momentum p_T range for pions and kaons was $p_T > 0.2$ GeV/ c and total momentum $p < 1.8$ GeV/ c , and for protons was $p_T > 0.4$ GeV/ c and $p < 3.0$ GeV/ c .

Charged particle identification involved measured ionization energy loss, dE/dx , in the TPC gas and total momentum p of the track. The energy loss of the identified particle was required to be less than two standard deviations, σ , from the predicted energy loss of that particle. Exclusion cuts were

utilized to suppress misidentified particles. It was required that the measured energy loss of a pion (kaon) was more than 2σ from the energy loss prediction of a kaon (pion). Similar exclusion cuts were used for proton identification. All charged particles in the interval $|\eta| < 1.0$ satisfying these cuts were included in the present analysis. Though the selected phase space for analysis overlaps with that for the centrality determination it was verified that v_{dyn} was not affected by auto-correlations by performing a cross-check using separate regions of the TPC to calculate v_{dyn} and determine centrality. The result for v_{dyn} was consistent between these two methods.

Particle identification was also carried out by adding TOF information to that given by the TPC, which then provides a measurement of the mass squared, m^2 , for each track. Mass-squared cuts used for particle identification required an identified particle to be less than 2σ from the predicted time-of-flight of that particle.

The final particle identification information uses both the TPC and TOF simultaneously, with the total acceptance for pions and kaons being $|\eta| < 1.0$, $p_T > 0.2$ GeV/c, and $p < 1.8$ GeV/c; and for protons, $|\eta| < 1.0$, $p_T > 0.4$ GeV/c, and $p < 3.0$ GeV/c. For particles with no TOF information, only the TPC dE/dx was used.

The statistical error bars were obtained using a subsampling method and are generally small. The main sources of systematic errors in this study are from particle misidentification and electron contamination. These were estimated by relaxing the 2σ TPC dE/dx cuts to 3σ , thereby increasing particle misidentification. This effect is most significant for $K\pi$ fluctuations and minimal for $p\pi$ fluctuations. For $K\pi$ fluctuations, the rate of kaon misidentification (integrated over all momenta) is as large as 17% when using dE/dx alone. However, the pion contamination of the kaons is less than 4% when using combined dE/dx +TOF information. Particle misidentification contributes a 3% relative systematic error to $K\pi$ and $\approx 1\%$ to $p\pi$ and Kp fluctuation measurements. Electron contamination provides an additional 5% relative systematic uncertainty. Simulations based on the ultra-relativistic quantum molecular dynamics (UrQMD) model [26] indicated that the contributions to the present results from p_T -dependent inefficiencies are much smaller than the present uncertainties.

Dynamical $p\pi$ fluctuations in central 0–5% Au + Au collisions as a function of the collision energy, $\sqrt{s_{NN}}$, are shown in Fig. 1. Statistical error bars in all figures (where larger than the data point) are shown as the vertical lines and systematic errors are represented as caps above and below the data points. Figure 1 shows that $v_{\text{dyn},p\pi}$ (stars) is negative across the entire energy range studied, is most negative at the lower energy Au + Au collisions, and becomes less negative as the energy is increased, eventually approaching zero at $\sqrt{s_{NN}} = 200$ GeV. This indicates that protons and pions become less correlated as the collision energy is increased.

The predominant source of correlated proton and pion production comes from the formation and decay of Δ resonances. Weak decays (such as from Λ^0 hyperon) are suppressed via the DCA cut described earlier. As the collision energy increases, the numbers of protons and anti-protons created via pair production also increase. Protons and anti-protons that are pair produced will not be correlated with the pions

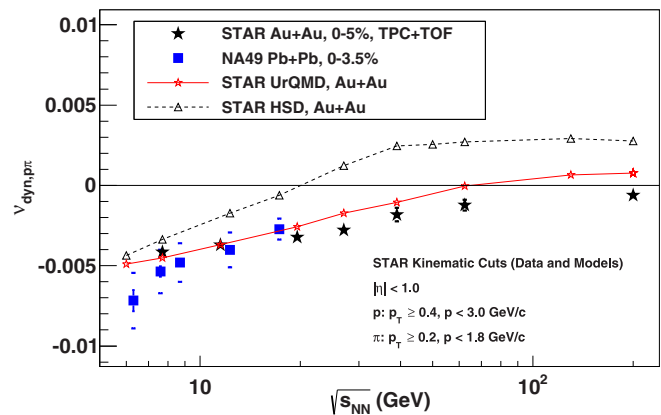


FIG. 1. (Color online) $p\pi$ fluctuations as a function of collision energy, expressed as $v_{\text{dyn},p\pi}$. Shown are data from central (0–5%) Au + Au collisions at energies from $\sqrt{s_{NN}} = 7.7$ to 200 GeV from the STAR experiment (black stars), predictions from UrQMD and HSD filtered through the same experimental acceptance (open stars and open triangles, respectively), and data from central (0–3.5%) Pb + Pb collisions at energies from $\sqrt{s_{NN}} = 6.3$ to 17.3 GeV from the NA49 experiment (blue squares) [27].

produced via, e.g., Δ resonances. Therefore if the rate of pair production exceeds the rate of resonance production, the relative correlation between protons and pions will decrease, leading to the observed energy dependence.

Also plotted in Fig. 1 are two transport model predictions for the values of $v_{\text{dyn},p\pi}$ from the UrQMD (open stars) [26] and hadron string dynamics (HSD, open triangles) [29] models, with the same kinematic acceptance cuts as the data. These transport models do not include a phase transition or a critical point. UrQMD predicts negative values for $v_{\text{dyn},p\pi}$ at the lower energies, but positive dynamical $p\pi$ fluctuations above approximately $\sqrt{s_{NN}} = 60$ GeV. HSD predicts a similar qualitative trend, but crosses zero at approximately $\sqrt{s_{NN}} = 20$ GeV. In both models, the production rate of pair-produced protons and anti-protons grows with increasing energy, driving the prediction of $v_{\text{dyn},p\pi}$ positive at values that depend on the model. Both models are in relatively good agreement with the measured values of the present dynamical $p\pi$ fluctuations at $\sqrt{s_{NN}} = 7.7$ GeV, but HSD overpredicts at the other energies, while UrQMD overpredicts the present results above $\sqrt{s_{NN}} = 19.6$ GeV.

Figure 1 also includes the dynamical $p\pi$ fluctuations as measured by the NA49 experiment, which used the observable $\sigma_{\text{dyn},p\pi}$ [27]. It is expressed as

$$\sigma_{\text{dyn}} = \text{sgn}(\sigma_{\text{data}}^2 - \sigma_{\text{mixed}}^2) \sqrt{|\sigma_{\text{data}}^2 - \sigma_{\text{mixed}}^2|}, \quad (2)$$

where σ is the relative width of the $K\pi$, $p\pi$, or Kp distribution in either real data or mixed events. The two variables are related as $\sigma_{\text{dyn}}^2 \approx v_{\text{dyn}}$ [30,31]. Because NA49 is a fixed target experiment, there are differences in kinematic acceptances at each beam energy and also between the two experiments. In the range $\sqrt{s_{NN}} = 7.7$ to 19.6 GeV, there is consistency between measurements of dynamical $p\pi$ fluctuations from both experiments.

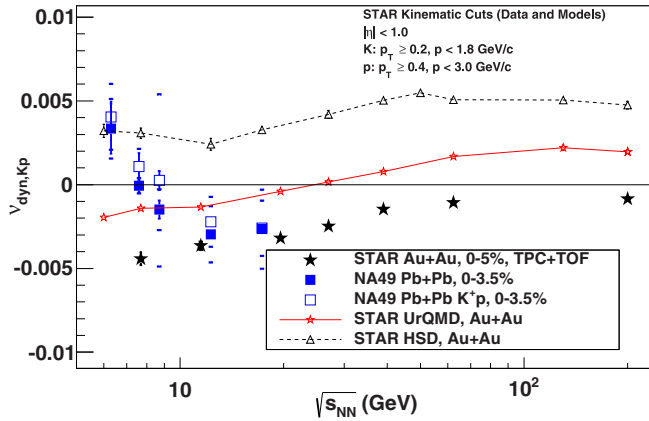


FIG. 2. (Color online) Kp fluctuations as a function of collision energy, expressed as $v_{\text{dyn},Kp}$. Shown are data from central (0–5%) Au + Au collisions at energies from $\sqrt{s_{NN}} = 7.7$ to 200 GeV from the STAR experiment (black stars), predictions from UrQMD and HSD filtered through the same experimental acceptance (open stars and open triangles, respectively), and data from central (0–3.5%) Pb + Pb collisions at energies from $\sqrt{s_{NN}} = 6.3$ to 17.3 GeV from the NA49 experiment (blue squares) along with charge-separated K^+p fluctuations (open squares). [28].

Figure 2 shows dynamical Kp fluctuations, measured with $v_{\text{dyn},Kp}$, as a function of the collision energy. The energy dependence observed in the most central (0–5%) Au + Au collisions from $\sqrt{s_{NN}} = 7.7$ to 200 GeV (black stars) for $v_{\text{dyn},Kp}$ is similar to that observed for $v_{\text{dyn},p\pi}$ (cf. Fig. 1). The value of $v_{\text{dyn},Kp}$ is most negative at $\sqrt{s_{NN}} = 7.7$ GeV, becoming less negative and approaching zero as the energy is increased to $\sqrt{s_{NN}} = 200$ GeV, indicating a decreasing correlation between produced kaons and protons as the beam energy is increased. The UrQMD and HSD transport model predictions are also shown by the open stars and open squares, respectively. The UrQMD predictions for the dynamical Kp fluctuations are similar to those for dynamical $p\pi$ fluctuations, which are negative at lower energies, then cross zero and become positive at higher energies. For $v_{\text{dyn},Kp}$, the HSD model prediction is always positive and almost energy independent, unlike the prediction for $v_{\text{dyn},p\pi}$, which was qualitatively similar to the UrQMD prediction. One difference between the two models is that they treat resonance decays in different ways, so the final-state correlations are model dependent [32].

Figure 2 also includes the measured dynamical Kp fluctuations from $\sigma_{\text{dyn},Kp}$ converted to $v_{\text{dyn},Kp}$ from the NA49 experiment [28], which used similar central (0–3.5%) Pb + Pb collisions. Unlike the energy dependence that is presently observed below energies of $\sqrt{s_{NN}} = 11.5$ GeV, the NA49 results for dynamical Kp fluctuations trend toward zero (and ultimately cross zero), and become positive below $\sqrt{s_{NN}} = 7.6$ GeV. The energy and charge dependence of $v_{\text{dyn},Kp}$ in central (0–5%) Au + Au collisions have negative values and do not cross zero [33]. Therefore, the change in sign of the inclusive Kp dynamical fluctuations is not reproduced. The different momentum space coverage between NA49 (forward rapidity, $p > 3.0$ GeV/c) and STAR (midrapidity) and its effects on v_{dyn} was discussed in Ref. [34]. They find

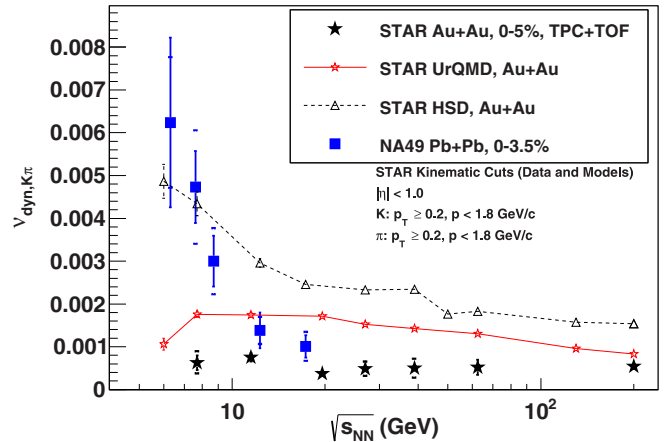


FIG. 3. (Color online) $K\pi$ fluctuations as a function of collision energy, expressed as $v_{\text{dyn},K\pi}$. Shown are data from central (0–5%) Au + Au collisions at energies from $\sqrt{s_{NN}} = 7.7$ to 200 GeV from the STAR experiment (black stars), predictions from UrQMD and HSD filtered through the same experimental acceptance (open stars and open triangles, respectively), and data from central (0–3.5%) Pb + Pb collisions at energies from $\sqrt{s_{NN}} = 6.3$ to 17.3 GeV from the NA49 experiment (blue squares) [27].

that v_{dyn} at low SPS energies (20A and 30A GeV) has a dependence on the phase space coverage that explains the differences between NA49 and STAR results. However, it was demonstrated that v_{dyn} depends on experimental azimuthal acceptance [35]. Limited experimental acceptance impacts the detection of particle pairs from resonance decay depending on whether the decay daughters are emitted in the same direction, back-to-back, or not correlated and consequently changes the measured value of the fluctuations. A detector with full 2π azimuthal acceptance will not observe a difference in v_{dyn} regardless of the direction of emitted decay daughter pairs.

Figure 3 depicts the values of dynamical $K\pi$ fluctuations in central (0–5%) Au + Au collisions from $\sqrt{s_{NN}} = 7.7$ to 200 GeV, as measured by $v_{\text{dyn},K\pi}$ from the STAR experiment (black stars). Unlike $v_{\text{dyn},p\pi}$ and $v_{\text{dyn},Kp}$, the inclusive charged particle $v_{\text{dyn},K\pi}$ are always positive. This indicates that for produced kaons and pions either the variance of the two particle species dominates and/or there is an anti-correlation ($\langle N_K N_\pi \rangle < 0$) between the produced particles. The primary resonances that contribute to $v_{\text{dyn},K\pi}$ are the $K^*(892)$ and $\phi(1020)$. A study of the resonance contribution to $K\pi$ fluctuations using UrQMD was shown in [36]. The measured STAR experimental value of $v_{\text{dyn},K\pi}$ is approximately independent of collision energy in central (0–5%) Au + Au collisions from $\sqrt{s_{NN}} = 7.7$ to 200 GeV.

The predictions for $v_{\text{dyn},K\pi}$ from UrQMD (open stars) and HSD (open triangles) tend to overpredict the magnitude of the fluctuations at high energies, but approximate the qualitative trend from the observations. UrQMD is also consistent with a flat trend. HSD predicts increased fluctuations at the lower energies and agrees with the measurements of $\sigma_{\text{dyn},K\pi}$ by the NA49 experiment (blue squares) [27]. The differences between the two predictions are primarily the result of the treatment of resonance decay. The measured energy dependence of

TABLE I. Average number of efficiency uncorrected identified particles measured by STAR and used in the analysis of v_{dyn} (0–5% centrality only).

$\sqrt{s_{NN}}$ (GeV)	$\langle K^\pm \rangle$	$\langle \pi^\pm \rangle$	$\langle p^\pm \rangle$
200	34 ± 2	366 ± 18	23 ± 1
62.4	35 ± 2	345 ± 17	25 ± 1
39	31 ± 2	317 ± 16	23 ± 1
27	24 ± 1	282 ± 14	22 ± 1
19.6	25 ± 1	272 ± 14	26 ± 1
11.5	21 ± 1	209 ± 11	32 ± 2
7.7	16 ± 1	161 ± 8	39 ± 2

the dynamical $K\pi$ fluctuations in central (0–5%) Au + Au and central (0–3.5%) Pb + Pb collisions is similar between $\sqrt{s_{NN}} = 11.5$ and 19.6 GeV. Below $\sqrt{s_{NN}} = 11.5$ GeV, there is a large difference between measurements from the two experiments, with the STAR results remaining approximately energy independent and those from NA49 increasing rapidly. Table I shows the STAR efficiency uncorrected identified particle numbers used in this analysis, while the NA49 values can be found in Ref. [28].

Examining the energy dependence of the dynamical $K\pi$, $p\pi$, and Kp fluctuations in the central (0–5%) Au + Au collisions from $\sqrt{s_{NN}} = 7.7$ to 200 GeV, there do not appear to be any trends in the beam-energy dependence that represent clear evidence of critical fluctuations or the deconfinement phase transition. The two primary interpretations are that dynamical particle number fluctuations may not be sensitive to these phenomena, or that the phase transition at these baryon chemical potentials does not cross through a critical point.

In summary, STAR has made measurements of the dynamical $K\pi$, $p\pi$, and Kp fluctuations in Au + Au collisions across a broad range in collision energy from $\sqrt{s_{NN}} = 7.7$ to

200 GeV. This is the first time these measurements have been carried out over more than an order of magnitude in the collision energy, with the same colliding species, and with the same detector at a collider facility. The dynamical $p\pi$ and Kp fluctuations (measured with v_{dyn}) in central (0–5%) Au + Au collisions from $\sqrt{s_{NN}} = 7.7$ to 200 GeV are negative and approach zero as the collision energy increases, indicating less correlation between the measured particles. The dynamical $K\pi$ fluctuations in central (0–5%) Au + Au collisions from $\sqrt{s_{NN}} = 7.7$ to 200 GeV are always positive and approximately independent of the collision energy. The beam-energy dependence for dynamical fluctuations of the three pairs of particles evolve smoothly with collision energy in central (0–5%) Au + Au collisions and do not exhibit any significant nonmonotonicity that might indicate the existence of a phase transition or a critical point in the QCD phase diagram. The study of the multiplicity scaling of the energy dependence of the particle number fluctuations and the charge dependence of these results may provide additional insight into the mechanisms that cause the observed fluctuations and correlations.

We thank the RHIC Operations Group and RCF at BNL, the NERSC Center at LBNL, the KISTI Center in Korea, and the Open Science Grid consortium for providing resources and support. This work was supported in part by the Office of Nuclear Physics within the US DOE Office of Science, the U.S. NSF, CNRS/IN2P3, FAPESP CNPq of Brazil, the Ministry of Education and Science of the Russian Federation, the NNSFC, the MoST of China (973 Program No. 2014CB845400), CAS, the MoE of China, the Korean Research Foundation, GA and MSMT of the Czech Republic, FIAS of Germany, DAE, DST, and CSIR of India, the National Science Centre of Poland, National Research Foundation (NRF-2012004024), the Ministry of Science, Education and Sports of the Republic of Croatia, and RosAtom of Russia.

-
- [1] Z. Fodor and S. D. Katz, *J. High Energy Phys.* **04** (2004) 050.
[2] C. Cagniard de la Tour, *Ann. Chim. Phys.* **21**, 127 (1822).
[3] T. Andrews, *Phil. Trans. R. Soc. Lond.* **159**, 575 (1869).
[4] A. Einstein, *Ann. Phys. (NY)* **338**, 1275 (1910).
[5] V. Koch, [arXiv:0810.2520](https://arxiv.org/abs/0810.2520).
[6] S. Jeon and V. Koch, *Phys. Rev. Lett.* **83**, 5435 (1999).
[7] M. Stephanov, K. Rajagopal, and E. V. Shuryak, *Phys. Rev. D* **60**, 114028 (1999).
[8] M. A. Stephanov, *Phys. Rev. Lett.* **102**, 032301 (2009).
[9] M. A. Stephanov, *Phys. Rev. Lett.* **107**, 052301 (2011).
[10] L. Adamczyk *et al.* (STAR Collaboration), *Phys. Rev. Lett.* **112**, 032302 (2014).
[11] L. Adamczyk *et al.* (STAR Collaboration), *Phys. Rev. Lett.* **113**, 092301 (2014).
[12] M. I. Gorenstein, M. Gazdzicki, and O. S. Zozulya, *Phys. Lett. B* **585**, 237 (2004).
[13] C. Athanasiou, K. Rajagopal, and M. Stephanov, *Phys. Rev. D* **82**, 074008 (2010).
[14] M. Gazdzicki, M. I. Gorenstein, and S. Mrowczynski, *Phys. Lett. B* **585**, 115 (2004).
[15] J. Cleymans, H. Oeschler, K. Redlich, and S. Wheaton, *J. Phys. G* **32**, S165 (2006).
[16] V. Koch, PoS(CFRNC2006)008 (2006).
[17] S. A. Voloshin, [arXiv:nucl-ex/0109006](https://arxiv.org/abs/nucl-ex/0109006).
[18] C. Pruneau, S. Gavin, and S. Voloshin, *Phys. Rev. C* **66**, 044904 (2002).
[19] J. Adams *et al.* (STAR Collaboration), *Phys. Rev. C* **68**, 044905 (2003).
[20] B. Abelev *et al.* (STAR Collaboration), *Phys. Rev. Lett.* **103**, 092301 (2009).
[21] S. V. Afanasiev *et al.* (NA49 Collaboration), *Phys. Rev. Lett.* **86**, 1965 (2001).
[22] K. Ackermann *et al.*, *Nucl. Instrum. Methods Phys. Res., Sect. A* **499**, 624 (2003).
[23] M. Anderson *et al.*, *Nucl. Instrum. Methods Phys. Res., Sect. A* **499**, 659 (2003).
[24] W. J. Llope (STAR Collaboration), *Nucl. Instrum. Methods Phys. Res., Sect. A* **661**, S110 (2012).
[25] M. Shao *et al.*, *Nucl. Instrum. Methods Phys. Res., Sect. A* **558**, 419 (2006).

- [26] M. Bleicher *et al.*, *J. Phys. G* **25**, 1859 (1999).
- [27] C. Alt *et al.* (NA49 Collaboration), *Phys. Rev. C* **79**, 044910 (2009).
- [28] T. Anticic *et al.* (NA49 Collaboration), *Phys. Rev. C* **83**, 061902(R) (2011).
- [29] M. I. Gorenstein, M. Hauer, V. P. Konchakovski, and E. L. Bratkovskaya, *Phys. Rev. C* **79**, 024907 (2009).
- [30] G. Baym and H. Heiselberg, *Phys. Lett. B* **469**, 7 (1999).
- [31] T. J. Tarnowsky, [arXiv:1110.2222](https://arxiv.org/abs/1110.2222).
- [32] V. P. Konchakovski, E. L. Bratkovskaya, W. Cassing, and M. I. Gorenstein, *Phys. At. Nucl.* **75**, 683 (2012).
- [33] T. J. Tarnowsky, *Acta Phys. Pol. B* **5**, 515 (2012).
- [34] T. Anticic *et al.* (NA49 Collaboration), *Phys. Rev. C* **89**, 054902 (2014).
- [35] E. Haslum, Ph.D. thesis, Lund University, 2011.
- [36] D. Kresan and V. Friese, PoS (CFRNC2006), 017 (2006).