

MIT Open Access Articles

NuSTAR AND SWIFT OBSERVATIONS OF THE VERY HIGH STATE IN GX 339-4: WEIGHING THE BLACK HOLE WITH X-RAYS

The MIT Faculty has made this article openly available. *Please share* how this access benefits you. Your story matters.

Citation: Parker, M. L. et al. "NuSTAR AND SWIFT OBSERVATIONS OF THE VERY HIGH STATE IN GX 339-4: WEIGHING THE BLACK HOLE WITH X-RAYS." *The Astrophysical Journal* 821.1 (2016): L6. © 2016 The American Astronomical Society

As Published: <http://dx.doi.org/10.3847/2041-8205/821/1/l6>

Publisher: IOP Publishing

Persistent URL: <http://hdl.handle.net/1721.1/109455>

Version: Final published version: final published article, as it appeared in a journal, conference proceedings, or other formally published context

Terms of Use: Article is made available in accordance with the publisher's policy and may be subject to US copyright law. Please refer to the publisher's site for terms of use.





NuSTAR AND SWIFT OBSERVATIONS OF THE VERY HIGH STATE IN GX 339-4: WEIGHING THE BLACK HOLE WITH X-RAYS

M. L. PARKER¹, J. A. TOMSICK², J. A. KENNEA³, J. M. MILLER⁴, F. A. HARRISON⁵, D. BARRET⁶, S. E. BOGGS², F. E. CHRISTENSEN⁷,
W. W. CRAIG^{2,8}, A. C. FABIAN¹, F. FÜRST⁵, V. GRINBERG⁹, C. J. HAILEY¹⁰, P. ROMANO¹¹, D. STERN¹²,
D. J. WALTON¹², AND W. W. ZHANG¹³

¹Institute of Astronomy, Madingley Road, Cambridge CB3 0HA, UK

²Space Sciences Laboratory, University of California, Berkeley, 7 Gauss Way, Berkeley, CA 94720-7450, USA

³Department of Astronomy and Astrophysics, Pennsylvania State University, 525 Davey Lab, University Park, PA 16802, USA

⁴Department of Astronomy, University of Michigan, 1085 South University Avenue, West Hall 311, Ann Arbor, MI 48109-1042, USA

⁵California Institute of Technology, 1200 East California Boulevard, Pasadena, CA 91125, USA

⁶Institut de Recherche en Astrophysique et Planétologie, 9 Avenue du Colonel Roche, F-31028 Toulouse, France

⁷Danish Technical University, DK-2800 Lyngby, Denmark

⁸Lawrence Livermore National Laboratory, Livermore, CA, USA

⁹Massachusetts Institute of Technology, Kavli Institute for Astrophysics, Cambridge, MA 02139, USA

¹⁰Columbia University, New York, NY 10027, USA

¹¹INAF-IASF Palermo, Via Ugo La Malfa 153, I-90146 Palermo, Italy

¹²Jet Propulsion Laboratory, California Institute of Technology, 4800 Oak Grove Drive, Pasadena, CA 91109, USA

¹³NASA Goddard Space Flight Center, Greenbelt, MD 20771, USA

Received 2015 October 14; accepted 2016 March 10; published 2016 April 7

ABSTRACT

We present results from spectral fitting of the very high state of GX 339-4 with *Nuclear Spectroscopic Telescope Array* (*NuSTAR*) and *Swift*. We use relativistic reflection modeling to measure the spin of the black hole and inclination of the inner disk and find a spin of $a = 0.95_{-0.08}^{+0.02}$ and inclination of $30^\circ \pm 1^\circ$ (statistical errors). These values agree well with previous results from reflection modeling. With the exceptional sensitivity of *NuSTAR* at the high-energy side of the disk spectrum, we are able to constrain multiple physical parameters simultaneously using continuum fitting. By using the constraints from reflection as input for the continuum fitting method, we invert the conventional fitting procedure to estimate the mass and distance of GX 339-4 using just the X-ray spectrum, finding a mass of $9.0_{-1.2}^{+1.6} M_\odot$ and distance of 8.4 ± 0.9 kpc (statistical errors).

Key words: accretion, accretion disks – X-rays: binaries – X-rays: individual (GX 339-4)

1. INTRODUCTION

There are two methods of determining the dimensionless black hole spin parameter, a , in X-ray binaries. The first relies on measuring the relativistic distortion of the iron $K\alpha$ line, originating in reflection from the inner accretion disk (Fabian et al. 1989). The second uses the spectrum of the disk itself, which is strongly dependent on the inner radius (Zhang et al. 1997). Both methods have been used successfully in several X-ray binaries (see reviews by McClintock et al. 2014; Middleton 2015; Miller & Miller 2015); however, the results are not always consistent between the two (Kolehmainen et al. 2014). Some of this discrepancy can be attributed to the difficulty of using both methods simultaneously because they rely on being able to measure different spectral components. The optimal state for measuring the iron line may not be optimal for measuring the disk spectrum, and vice versa. A second difficulty arises from pile-up, which can potentially introduce large uncertainties, the extent of which are difficult to establish, and can lead to conflicting results (e.g., Miller et al. 2010; Ng et al. 2010).

The launch of the *Nuclear Spectroscopic Telescope Array* (*NuSTAR*; Harrison et al. 2013) has revolutionized the study of reflection in X-ray binaries. *NuSTAR* has a triggered readout, meaning that it does not suffer from pile-up when looking at bright sources (pile-up occurs when two or more photons arrive close together and are read as a single event). *NuSTAR* thus allows for reliable, sensitive, low background spectroscopy from 3 to 79 keV, covering both the iron line and Compton

hump from X-ray reflection. This has enabled precision measurements of the reflection parameters in several X-ray binaries (Miller et al. 2013a, 2013b; King et al. 2014; Tomsick et al. 2014; Fuerst et al. 2015; Parker et al. 2015).

GX 339-4 is a well-known transient X-ray binary. It was discovered in 1973 by Markert et al. (1973), who noted that it changed by a factor of $\gtrsim 60$ in flux over a year. It has since been studied extensively, as it is a very bright source and frequently undergoes outbursts. There have been several attempts to measure the spin in GX 339-4. Miller et al. (2004a, 2004b) used *XMM-Newton* and *RXTE*, and the *Chandra* HETGS, to measure a relativistically broadened iron line. From the *XMM-Newton/RXTE* spectrum, Miller et al. (2004a) argue for a high spin of $a > 0.8$ – 0.9 . Reis et al. (2008) re-analyzed the archival *XMM-Newton* and *RXTE* data using new reflection models and find a spin of $a = 0.935 \pm 0.01$. Miller et al. (2008) combine measurements with *Suzaku* and *XMM-Newton* to find a best estimate of $a = 0.94 \pm 0.01$ (statistical) ± 0.04 (systematic), in good agreement with the measurement of Reis et al. (2008). Yamada et al. (2009) use the same *Suzaku* data as Miller et al. (2008), excising more of the core of the point-spread function to further limit the effects of pile-up, and find that the line appears narrower when more data are excluded. From this, they infer that the broadening of the line is due to pile-up, and that GX 339-4 need not be rapidly spinning (although their measurements are still consistent with maximal spin at the 90% confidence level). Kolehmainen & Done (2010) use continuum fitting and physical arguments based on the inclination and distance of the binary system to argue that

the spin must be less than 0.9. Most recently, Ludlam et al. (2015) re-analyze the data from Miller et al. (2004a, 2008) and find $a > 0.97$, and García et al. (2015) find $a = 0.93_{-0.05}^{+0.03}$ from stacked *RXTE* data.

The inclination of the GX 339-4 binary system is only weakly constrained by dynamic measurements. As the system is non-eclipsing, the inclination must be less than 60° (Cowley et al. 2002), and a plausible lower limit of $i \gtrsim 45^\circ$ is given from the mass function (Zdziarski et al. 2004). However, measurements of the inner disk inclination from the broad iron line generally give lower values. Miller et al. (2004a) find $i = 12^\circ_{-2}^{+4}$; Miller et al. (2008) find $i = 19^\circ \pm 1^\circ$; and Reis et al. (2008) find $i = 18^\circ_{-0.5}^{+0.3}$. Cassatella et al. (2012) use a combined spectroscopy and timing analysis to find $i < 30^\circ$, fitting both the lag and spectral data. More recently, Fuerst et al. (2015) used five hard state observations from the failed outburst in 2013 to constrain the reflection spectrum, finding inclinations ranging from 31° to 59° , depending on the model. Ludlam et al. (2015) find an inclination of $36^\circ \pm 4^\circ$ using the latest *RELXILL* reflection models (García et al. 2014), which self-consistently take into account the inclination angle. García et al. (2015) also use *RELXILL*, combined with extremely high-signal but low-resolution stacked *RXTE* spectra, to find an inclination of $48^\circ \pm 1^\circ$.

In this Letter, we use broadband spectroscopy with *Swift* and *NuSTAR* to constrain the spin and inclination using relativistic reflection. We then use these estimates as input for the continuum fitting model and fit for the mass and distance, obtaining a constraint on these parameters using just the X-ray spectrum.

2. OBSERVATIONS AND DATA REDUCTION

Swift monitoring detected strong thermal and power-law components in the spectrum of GX 339-4 on 2015 March 4, suggesting that both reflection and continuum fitting methods could be used simultaneously. This state is frequently referred to as the very high state (or steep power-law state; see the review by McClintock & Remillard 2006). A *NuSTAR* target of opportunity was triggered, with a simultaneous *Swift* snapshot, for clean on-source exposures of ~ 2 and 30 ks, respectively.

The *Swift*/XRT data were processed with standard procedures (`xrtpipeline` v0.13.1), filtering, and screening criteria using `FTOOLS` (v6.16). The data, collected in windowed-timing mode, were affected by pile-up. Following Romano et al. (2006), source events were accumulated within an annular region with an outer radius of 20 pixels (1 pixel $\sim 2''/36$) and an inner radius of 10 pixels. Background events were accumulated from a source-free region nearby. For our spectral analysis, ancillary response files were generated with `xrtmkarf`. We used the XRT spectral redistribution matrices in CALDB (20140709). We bin the spectrum to a signal-to-noise ratio of 30, after background subtraction, and fit from 1 to 4 keV.

The *NuSTAR* data (ObsID 80001015003) were reduced using *NuSTAR* Data Analysis Software (*NuSTARDAS*) 1.4.1 and CALDB version 20150316. Source spectra were extracted from $150''$ circular extraction regions centered on the source position, and background spectra were extracted from $\sim 100''$ circular regions from the opposite corner of the detector (the least contaminated with source photons). The source count rate is a factor of 10 or more above the background at all energies.

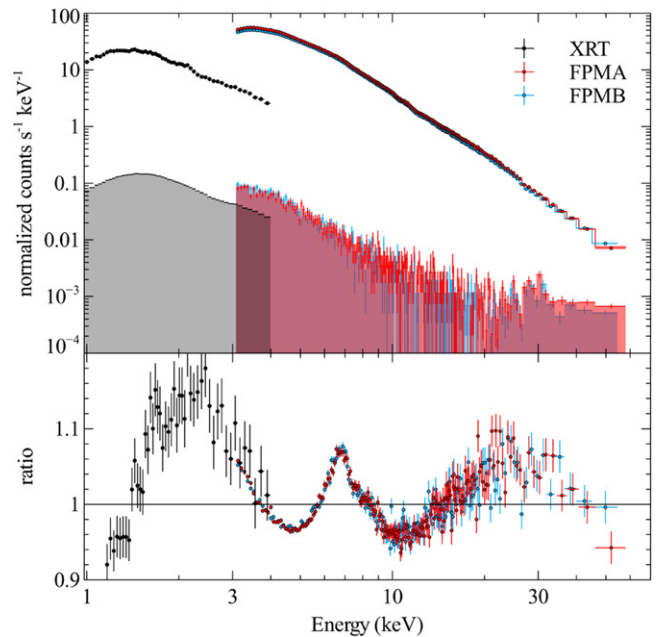


Figure 1. Top: X-ray spectrum of GX 339-4, fit with an absorbed power-law and disk blackbody. Shaded regions show the background spectra for each instrument. Bottom: residuals to the model.

We bin the *NuSTAR* FPMA and FPMB spectra to oversample the spectrum by a factor of 3 and to a signal-to-noise ratio of 50. We fit the spectra over the whole energy range (3–79 keV); however, the final spectral bin is extremely large due to the steep spectrum and extends past 79 keV, so we exclude it. This gives an effective upper limit of ~ 60 keV.

All errors are 1σ unless otherwise stated. All spectral fitting is done in *XSPEC* 12.9.0. In all cases, we use *wilm* abundances (Wilms et al. 2000) and *vern* cross-sections (Verner et al. 1996).

3. RESULTS

In Figure 1, we show the residuals to an absorbed power-law/disk blackbody spectrum (`tbabs* $[$ diskbb+powerlaw $]$` in *XSPEC*). The broad iron line and Compton hump are clearly visible, and there is a prominent excess below ~ 3 keV where the simple phenomenological model does not adequately describe the data.

We fit the combined *NuSTAR*/XRT spectrum with a three-component disk plus Comptonization plus reflection model. We use `kerrbb` (Li et al. 2005) for the disk spectrum, `comptt` (Titarchuk 1994) for the Comptonization, and `relxillp` (García et al. 2014) for the relativistic reflection. As discussed in Parker et al. (2015), the `relxillp` lamp-post model has the advantage of parameterizing the emissivity profile in physical units, requiring a smaller number of parameters and restricting the profile to physically plausible regions of parameter space. In addition, we allow the photon index of the reflection spectrum to vary independently of the continuum, as required in Fuerst et al. (2015). We tie the high-energy cutoff of the reflection spectrum to twice the plasma temperature of `comptt` (Petrucci et al. 2001). We tie the spin and inclination parameters of the disk and reflection components together, but leave the mass and distance parameters of `kerrbb` free to vary, as these are largely unconstrained (see, e.g., Hynes et al. 2003). This differs from

Table 1
Best-fit Model Parameters

Parameter	Value	Unit/Description
N_{H}	$(7.7 \pm 0.2) \times 10^{21}$	Column density (cm^{-2})
M	$9.0_{-1.2}^{+1.6}$	black hole mass (M_{\odot})
D	8.4 ± 0.9	Distance (kpc)
a	$0.95_{-0.08}^{+0.02}$	Spin
i	30 ± 1	Inclination (degrees)
\dot{M}	$(7.6 \pm 0.4) \times 10^{17}$	Accretion rate (g s^{-1})
T_0	0.38 ± 0.01	Seed temperature (keV)
T_{plasma}	183_{-11}^{+3}	Plasma temperature (keV)
τ	$< 1.07 \times 10^{-2}$	Optical depth
h	9 ± 2	Source height (r_{G})
r_{in}	< 1.5	Inner radius (r_{ISCO})
Γ	2.12 ± 0.02	Reflection photon index
A_{Fe}	$6.6_{-0.6}^{+0.5}$	Iron abundance (solar)
$\log(\xi)$	3.65 ± 0.05	Ionization parameter (erg cm s^{-1})
χ^2/dof	$538/407 = 1.32$	
C_{FPMA}	1	Calibration constants
C_{FPMB}	1.0067 ± 0.0007	...
C_{XRT}	1.10 ± 0.01	...

Note. Errors are statistical only and are calculated for each parameter from the MCMC after marginalizing over all other parameters.

the conventional continuum fitting procedure, where the mass, distance, and inclination parameters are fixed and used to constrain the spin. The *relxillp* model has a parameter for the reflection fraction, which allows for a power-law continuum. As we already include a Comptonization continuum, we fix this parameter to -1 , i.e., no continuum emission. We leave the color-correction factor at the default value of 1.7. Finally, we allow for a constant offset between the three instruments, to account for differences in flux calibration and allow for a slight difference in Γ between FPMA and FPMB (this is a $< 1\%$ effect, within the known calibration uncertainties; Madsen et al. 2015).

This model gives a reasonable fit to the data ($\chi^2_{\nu} = 1.32$), given the multiple instruments/detectors and extremely high count rate, and no significant residuals are visible. The best-fit parameters are given in Table 1, and the model and residuals are shown in Figure 2. The mass and distance parameters are well constrained, as are the spin and inclination.

As in Parker et al. (2015), we use the `XSPEC_EMCEE` (written by Jeremy Sanders) implementation of the `EMCEE` MCMC code (Foreman-Mackey et al. 2013) to calculate confidence contours for the model parameters and search for degeneracies. We use 500 walkers for 10,000 steps each, with an initial burn-in period of 1000 steps.¹⁴ We show these contours for selected parameters of interest in Figure 3.

We also perform a second fit, designed to establish the spin and inclination estimates from continuum fitting as a function of mass and distance. Distance estimates range from ~ 6 to 15 kpc, and mass estimates cover the same range in solar masses. We therefore fit our model at every integer pair of M and D values within this range (the spin, inclination, and χ^2 values are shown in Figure 4). The fit remains good over most of the parameter space, and we find a band of solutions that are

¹⁴ The autocorrelation time is ~ 100 steps. The 1000 step burn-in time thus covers ~ 10 autocorrelation times, sufficient given the large number of walkers. The effective sample size is then $\sim 50,000$.

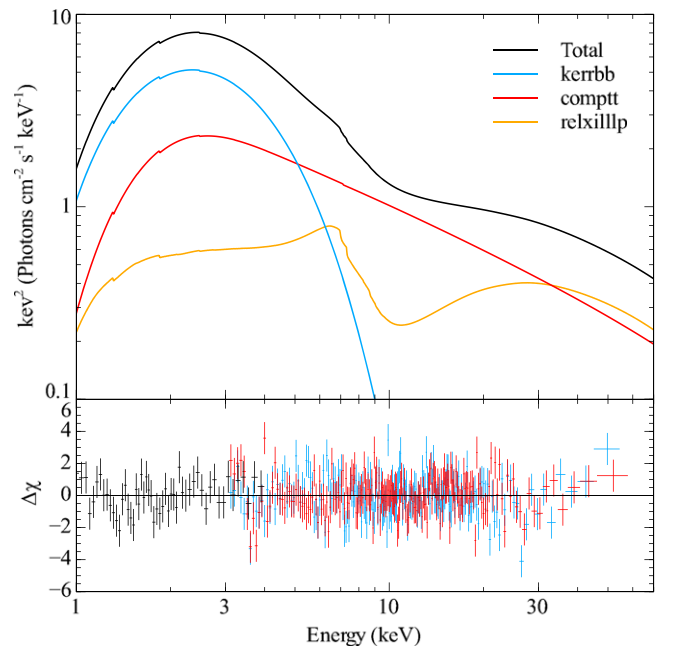


Figure 2. Top: best-fit model, showing the different model components. Bottom: best-fit residuals. Note that we plot the residuals in units of $\Delta\chi$, so that the XRT and *NuSTAR* residuals are comparable in magnitude.

consistent with the reflection estimates of i and a , with large deviations in the high M , low D and low M , high D corners.

4. DISCUSSION

The data used in this work are some of the highest quality ever taken of GX 339-4, with higher spectral resolution than *RXTE*, and none of the issues arising from pile-up that affect *XMM-Newton* and *Chandra*. We find a high spin value ($a = 0.95_{-0.08}^{+0.02}$) and a low inclination ($30^\circ \pm 1^\circ$) from reflection fitting. These values are in good agreement with previous measurements of the spin from relativistic reflection, particularly those of Reis et al. (2008), Miller et al. (2008), and García et al. (2015), all of whom found $a \sim 0.94$. The consensus now firmly points toward a high spin ($a > 0.9$), particularly with *NuSTAR* measurements where the observed broadening cannot be due to pile-up effects. The $a < 0.9$ result of Kolehmainen & Done (2010) relies on the inclination of the inner disk being the same as that of the binary system, which may not be the case. Our measurement of the inclination is consistent with the majority of other recent results from reflection fitting (e.g., Plant et al. 2014; Ludlam et al. 2015), although notably lower than that found by García et al. (2015). This difference may be due to the lower spectral resolution of the data used, but more work is needed to determine the true inclination of the inner disk in GX 339-4.

By combining the reflection and continuum fitting methods, we have been able to constrain the mass and distance of GX 339-4 using just the X-ray spectrum. The mass and distance are strongly correlated (see Figure 4), but not so degenerate that a meaningful constraint cannot be obtained. We are able to constrain multiple parameters (either M and D or a and i) using continuum fitting because of the exceptional quality of the *NuSTAR* data covering the high-energy side of the disk spectrum. The *kerrbb* model is significantly contributing flux in the *NuSTAR* band up to 10 keV and dominates the

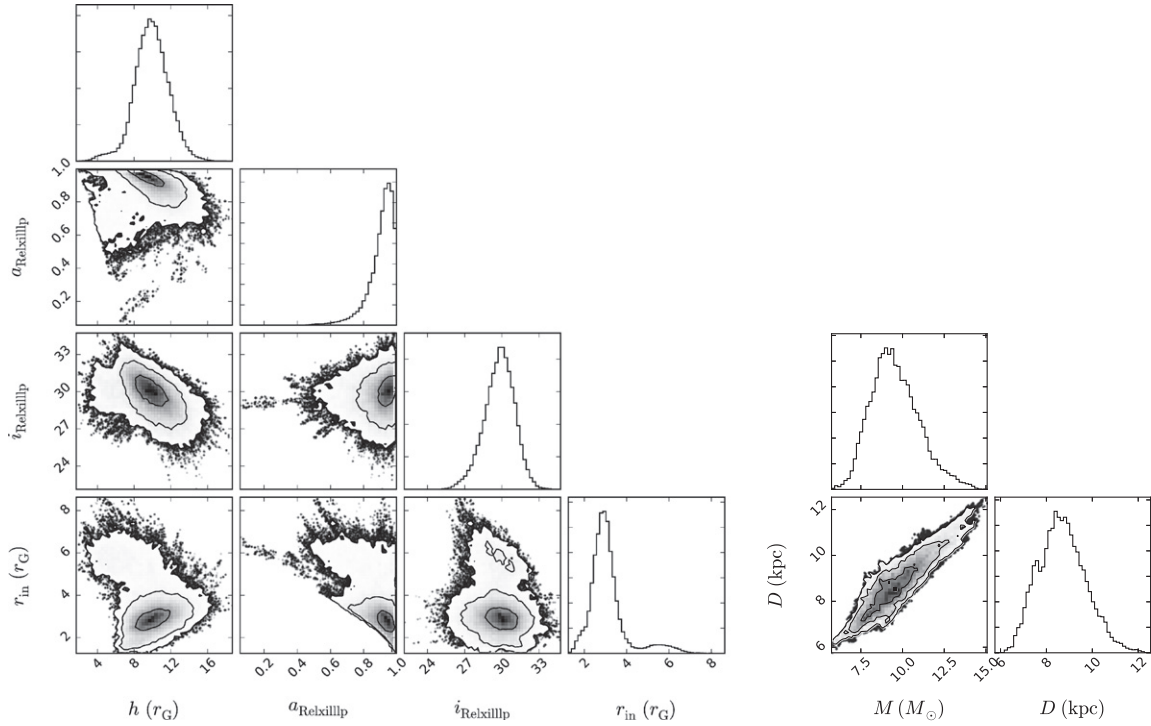


Figure 3. Left: 1, 2, and 3 σ confidence contours for spin, inclination, source height, and inner disk radius measured using reflection spectroscopy. Source height and inner disk radius are required to be $\geq r_{\text{ISCO}}$ Right: contours for the mass and distance measured using continuum fitting.

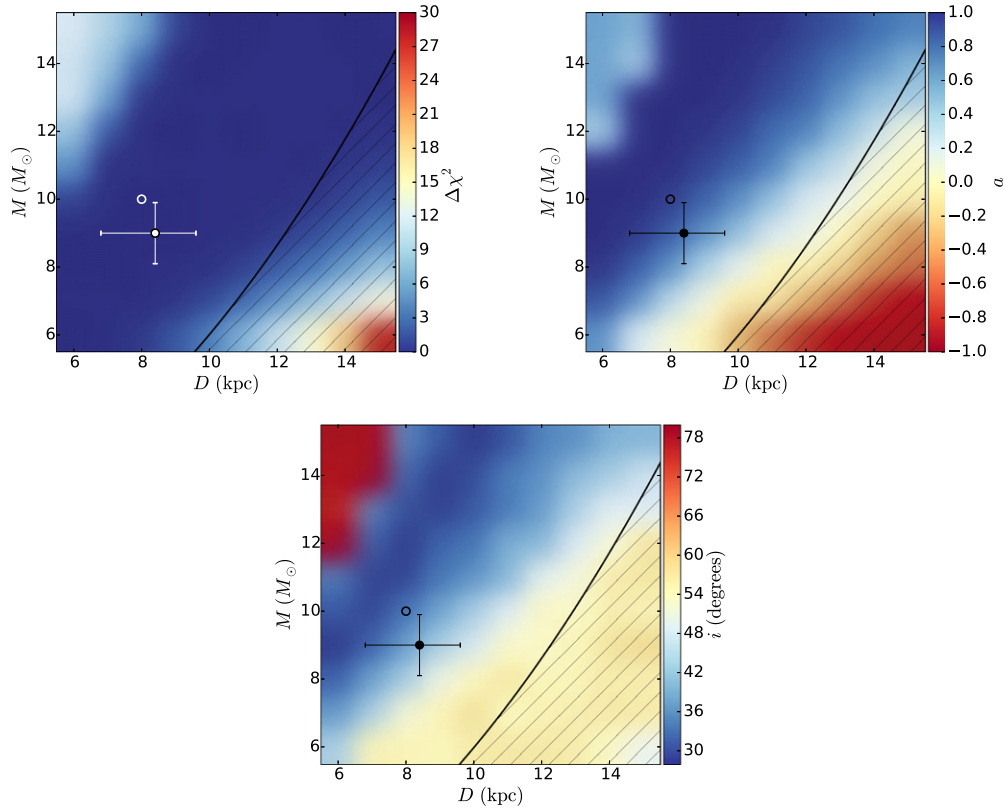


Figure 4. Goodness-of-fit relative to best-fit model, and difference between the spin parameter and inclination from the continuum model compared to the reflection model, evaluated over the potential mass/distance parameter space and smoothed with a Gaussian. The filled point shows our estimate of M and D from the X-ray spectrum, and the open point shows the value from Zdziarski et al. (2004). The hatched region shows where the bolometric luminosity exceeds 30% of the Eddington luminosity and the continuum method is not valid.

emission until ~ 5 keV. The 3–10 keV band is both where *NuSTAR* is most sensitive and where the disk spectrum shows the greatest sensitivity to parameter changes, as it originates from the inner disk, so *NuSTAR* allows us to measure multiple parameters with precision.

There are various systematic effects that may impact both the reflection and continuum fitting methods. We have assumed a color-correction factor of 1.7 for *kerrbb*. We test two additional values, $f = 1.5$ and 1.9 (e.g., Davis & Hubeny 2006), and find masses of $7.8_{-0.1}^{+0.7} M_{\odot}$ and $11.3_{-0.2}^{+0.5} M_{\odot}$, respectively, and distances of $7.2_{-0.1}^{+0.2}$ kpc and $8.2_{-0.2}^{+0.7}$ kpc. This represents a systematic error of ~ 1 – $2 M_{\odot}$ in mass and ~ 1 kpc in distance. The continuum method is only valid when the source is accreting below $\sim 30\%$ of the Eddington limit. Due to the uncertainty in M and D , this is hard to be certain of, but based on the X-ray luminosity we find that this condition is met when $M/M_{\odot} > 0.06(D/1 \text{ kpc})^2$. This condition is met for the majority of the parameter space concerned (including the estimate of Zdziarski et al. 2004 and our estimate; see Figure 4). Additionally, the continuum fitting method is only valid when the fraction of disk photons that are Compton scattered is $\lesssim 0.25$ (Steiner et al. 2009). In this case, the fraction is ~ 0.15 and is not affected by mass or distance.

We rely heavily on measurements of the spectral shape of the disk at high energies with *NuSTAR* to constrain multiple parameters from continuum fitting. While the sensitivity of *NuSTAR* means that the disk is detectable up to ~ 10 keV, the fraction of flux it contributes is low above 5 keV due to the steep spectral shape. This means that small differences in the dominant Comptonization component can potentially have a large impact on the measured parameters. To test this, we re-fit the data in the same way using the alternative Comptonization models *nthcomp* (Zdziarski et al. 1996), *compps* (Poutanen & Svensson 1996), and *eqpair* (Coppi 1999). We find masses of $9.8 \pm 0.2 M_{\odot}$, $11.2_{-0.2}^{+0.7} M_{\odot}$, and $8.8_{-0.4}^{+0.5} M_{\odot}$, respectively, and distances of $8.3_{-0.3}^{+0.4}$ kpc, $9.7_{-0.1}^{+0.9}$ kpc, and $8.8_{-0.2}^{+0.3}$ kpc.¹⁵ Taking the standard deviation of these measurements (including the original with *comptt*) as an estimate of the systematic error gives $\pm 1.1 M_{\odot}$ in mass and ± 0.6 kpc in distance.

A final systematic issue affecting the continuum method is conserving the number of Compton scattered photons from the disk. We are unable to find an acceptable fit using the *simpl* model (Steiner et al. 2009), due to its lack of spectral curvature needed for the *NuSTAR* spectrum. In one case out of six considered by Steiner et al., *comptt* underpredicts the inner radius of the disk by $0.5 R_G$ relative to *simpl*. Translating this to spin (at the best-fit value from reflection) gives a conservative systematic error of $0.95_{-0.07}^{+0.04}$, which is comparable to the statistical error on spin and therefore will not have a large effect on our results. In general, the choice of a hard component model may have a systematic effect on the results from continuum modeling, particularly with *NuSTAR* data where much of the signal is at high energies.

We confirm the difference in Γ between the reflection and continuum spectra found by Fuerst et al. (2015), finding $\Gamma \sim 2.1$ for the reflection and ~ 2.4 for the continuum (calculated by replacing the Comptonized continuum with a cutoff power law, and ignoring the data below 3 keV where *comptt* turns over and cannot be replicated with a power law).

These measurements are inconsistent at $> 3\sigma$, and the difference is similar in size to that found by Fuerst et al. (2015). We are unable to find a good fit when Γ is fixed between the two spectral components. There are several potential reasons for this, but perhaps the most likely is systematic effects in the reflection modeling. There are several secondary effects that could affect the broadband shape of the reflection spectrum, altering Γ , the iron abundance, and cutoff energy. The assumed density of the latest generation of reflection models is 10^{15} cm^{-3} , which is appropriate for AGNs but should be orders of magnitude larger in XRBs. Standard reflection models do not include a variable low-energy cutoff, and so overpredict the flux at low energies, which may cause the slope to become harder to compensate. A further point to consider is the impact of the thermal emission from the disk on the total reflection spectrum. There have been models that included this in the past (Ross & Fabian 2007), but these include the contribution from the blackbody in the reflection spectrum, so are unsuitable for use with *KERRBB*. We cannot say definitively whether the difference in Γ is real or due to systematic effects, but it should be possible to determine with more sophisticated modeling. We do not expect any of these effects to strongly impact the shape of the line profile, so our results on the spin and inclination should be robust. If the difference in Γ is real, it is likely due to the geometry of the corona. In particular, outflowing coronal models predict that different Γ values would be seen by the disk and observers at infinity (e.g., Beloborodov 1999).

5. CONCLUSIONS

We present observations of the transient X-ray binary GX 339-4 in the very high state, using *NuSTAR* and *Swift*. With the high sensitivity and lack of pile-up available with *NuSTAR*, combined with the broadband spectrum made possible by the addition of the *Swift* XRT, we are able to use both reflection and continuum fitting methods to find measurements of several key parameters. All errors below are statistical only.

1. Using reflection fitting, we find a high spin ($a = 0.95_{-0.08}^{+0.02}$) and low inclination ($i = 30^{\circ} \pm 1^{\circ}$), which agree well with previous measurements using reflection.
2. By combining the reflection and continuum fitting methods, we are able to estimate the mass and distance of GX 339-4 using the X-ray spectrum alone, finding a mass of $9.0_{-1.2}^{+1.6} M_{\odot}$ and distance of 8.4 ± 0.9 kpc.
3. We explore the effect of mass and distance on the estimates of a and i from continuum fitting, finding a band of solutions consistent with the results from reflection.
4. We confirm the result of Fuerst et al. (2015) that a different value of Γ between the reflection and continuum spectra is required, at a high level of significance.

We are grateful to the referee for detailed and thoughtful comments that have significantly improved the paper. M.L.P. acknowledges financial support from the STFC. P.R. acknowledges financial contribution from ASI-INAF I/004/11/0 and ASI-INAF I/037/12/0. This work made use of data from the *NuSTAR* mission, a project led by the California Institute of Technology, managed by the Jet Propulsion Laboratory, and funded by NASA. This research has made use of the *NuSTAR*

¹⁵ These errors and those for the different color-correction factors are calculated using the XSPEC error algorithm, rather than MCMC, which is likely why they are smaller than those reported in Table 1.

Data Analysis Software (NuSTARDAS) jointly developed by the ASI Science Data Center and the California Institute of Technology.

REFERENCES

- Beloborodov, A. M. 1999, *ApJL*, 510, L123
- Cassatella, P., Uttley, P., Wilms, J., & Poutanen, J. 2012, *MNRAS*, 422, 2407
- Coppi, P. S. 1999, in ASP Conf. Ser. 161, High Energy Processes in Accreting Black Holes, ed. J. Poutanen, & R. Svensson (San Francisco, CA: ASP), 375
- Cowley, A. P., Schmidtke, P. C., Hutchings, J. B., & Crampton, D. 2002, *AJ*, 123, 1741
- Davis, S. W., & Hubeny, I. 2006, *ApJS*, 164, 530
- Fabian, A. C., Rees, M. J., Stella, L., & White, N. E. 1989, *MNRAS*, 238, 729
- Foreman-Mackey, D., Hogg, D. W., Lang, D., & Goodman, J. 2013, *PASP*, 125, 306
- Fuerst, F., Nowak, M. A., Tomsick, J. A., et al. 2015, *ApJ*, 808, 122
- García, J., Dauser, T., Lohfink, A., et al. 2014, *ApJ*, 782, 76
- García, J. A., Steiner, J. F., McClintock, J. E., et al. 2015, *ApJ*, 813, 84
- Harrison, F. A., et al. 2013, *ApJ*, 770, 103
- Hynes, R. I., Steeghs, D., Casares, J., Charles, P. A., & O'Brien, K. 2003, *ApJ*, 583, 95
- King, A. L., Walton, D. J., Miller, J. M., et al. 2014, *ApJL*, 784, L2
- Kolehmainen, M., & Done, C. 2010, *MNRAS*, 406, 2206
- Kolehmainen, M., Done, C., & Díaz Trigo, M. 2014, *MNRAS*, 437, 316
- Li, L.-X., Zimmerman, E. R., Narayan, R., & McClintock, J. E. 2005, *ApJS*, 157, 335
- Ludlam, R. M., Miller, J. M., & Cackett, E. M. 2015, *ApJ*, 806, 262
- Madsen, K. K., Harrison, F. A., Markwardt, C. B., et al. 2015, *ApJS*, 220, 8
- Markert, T. H., Canizares, C. R., Clark, G. W., et al. 1973, *ApJL*, 184, L67
- McClintock, J. E., Narayan, R., & Steiner, J. F. 2014, *SSRv*, 183, 295
- McClintock, J. E., & Remillard, R. A. 2006, in Black Hole Binaries, ed. W. H. G. Lewin, & M. van der Klis (Cambridge: Cambridge Univ. Press), 157
- Middleton, M. 2015, arXiv:1507.06153
- Miller, J. M., D'Ai, A., Bautz, M. W., et al. 2010, *ApJ*, 724, 1441
- Miller, J. M., Fabian, A. C., Reynolds, C. S., et al. 2004a, *ApJL*, 606, L131
- Miller, J. M., Parker, M. L., Fuerst, F., et al. 2013a, *ApJL*, 779, L2
- Miller, J. M., Parker, M. L., Fuerst, F., et al. 2013b, *ApJL*, 775, L45
- Miller, J. M., Raymond, J., Fabian, A. C., et al. 2004b, *ApJ*, 601, 450
- Miller, J. M., Reynolds, C. S., Fabian, A. C., et al. 2008, *ApJL*, 679, L113
- Miller, M. C., & Miller, J. M. 2015, *PhR*, 548, 1
- Ng, C., Díaz Trigo, M., Cadolle Bel, M., & Migliari, S. 2010, *A&A*, 522, A96
- Parker, M. L., Tomsick, J. A., Miller, J. M., et al. 2015, *ApJ*, 808, 9
- Petrucci, P. O., Haardt, F., Maraschi, L., et al. 2001, *ApJ*, 556, 716
- Plant, D. S., O'Brien, K., & Fender, R. P. 2014, arXiv:1411.7411
- Poutanen, J., & Svensson, R. 1996, *ApJ*, 470, 249
- Reis, R. C., Fabian, A. C., Ross, R. R., et al. 2008, *MNRAS*, 387, 1489
- Romano, P., Campana, S., Chincarini, G., et al. 2006, *A&A*, 456, 917
- Ross, R. R., & Fabian, A. C. 2007, *MNRAS*, 381, 1697
- Steiner, J. F., McClintock, J. E., Remillard, R. A., Narayan, R., & Gou, L. 2009, *ApJL*, 701, L83
- Titarchuk, L. 1994, *ApJ*, 434, 570
- Tomsick, J. A., Nowak, M. A., Parker, M., et al. 2014, *ApJ*, 780, 78
- Verner, D. A., Ferland, G. J., Korista, K. T., & Yakovlev, D. G. 1996, *ApJ*, 465, 487
- Wilms, J., Allen, A., & McCray, R. 2000, *ApJ*, 542, 914
- Yamada, S., Makishima, K., Uehara, Y., et al. 2009, *ApJL*, 707, L109
- Zdziarski, A. A., Gierliński, M., Mikołajewska, J., et al. 2004, *MNRAS*, 351, 791
- Zdziarski, A. A., Johnson, W. N., & Magdziarz, P. 1996, *MNRAS*, 283, 193
- Zhang, S. N., Cui, W., & Chen, W. 1997, *ApJL*, 482, L155