

## MIT Open Access Articles

*Intermolecular Reductive C–N Cross Coupling of Nitroarenes and Boronic Acids by P<sup>III</sup>/P<sup>V</sup> Catalysis*

The MIT Faculty has made this article openly available. **Please share** how this access benefits you. Your story matters.

**Citation:** Nykaza, Trevor V. et al. "Intermolecular Reductive C–N Cross Coupling of Nitroarenes and Boronic Acids by P<sup>III</sup>/P<sup>V</sup> Catalysis." *Journal of the American Chemical Society* 140, 45 (2018): 15200-15205 © 2018 American Chemical Society

**As Published:** <http://dx.doi.org/10.1021/jacs.8b10769>

**Publisher:** American Chemical Society (ACS)

**Persistent URL:** <https://hdl.handle.net/1721.1/123674>

**Version:** Author's final manuscript: final author's manuscript post peer review, without publisher's formatting or copy editing

**Terms of Use:** Article is made available in accordance with the publisher's policy and may be subject to US copyright law. Please refer to the publisher's site for terms of use.





Published in final edited form as:

*J Am Chem Soc.* 2018 November 14; 140(45): 15200–15205. doi:10.1021/jacs.8b10769.

## Intermolecular Reductive C–N Cross Coupling of Nitroarenes and Boronic Acids by P<sup>III</sup>/P<sup>V</sup>=O Catalysis

Trevor V. Nykaza<sup>#†</sup>, Julian C. Cooper<sup>#†</sup>, Gen Li<sup>†</sup>, Nolwenn Mahieu<sup>†</sup>, Antonio Ramirez<sup>‡</sup>, Michael R. Luzung<sup>‡,||,\*</sup>, and Alexander T. Radosevich<sup>†,\*</sup>

<sup>†</sup>Department of Chemistry, Massachusetts Institute of Technology, Cambridge, Massachusetts 02139, United States.

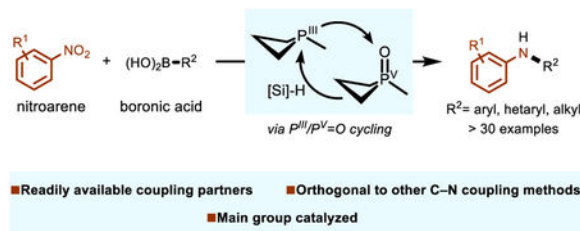
<sup>‡</sup>Chemical and Synthetic Development, Bristol-Myers Squibb Company, One Squibb Drive, New Brunswick, New Jersey 08903, United States.

<sup>#</sup> These authors contributed equally to this work.

### Abstract

A main group-catalyzed method for the synthesis of aryl- and heteroaryl amines by intermolecular C–N coupling is reported. The method employs a small-ring organophosphorus-based catalyst (1,2,2,3,4,4-hexamethylphosphetane) and a terminal hydrosilane reductant (phenylsilane) to drive reductive intermolecular coupling of nitro(hetero)arenes with boronic acids. Applications to the construction of both C<sub>sp2</sub>–N (from arylboronic acids) and C<sub>sp3</sub>–N bonds (from alkylboronic acids) are demonstrated; the reaction is stereospecific with respect to C<sub>sp3</sub>–N bond formation. The method constitutes a new route from readily available building blocks to valuable nitrogen-containing products with complementarity in both scope and chemoselectivity to existing catalytic C–N coupling methods.

### Graphical Abstract



Aryl- and heteroaryl amines comprise a diverse class of organic compounds with significant value as pharmaceuticals, agrochemicals, fine chemicals, and optoelectronic materials. The

\*Corresponding Author mike@kallyope.com radosevich@mit.edu.

||Present Addresses Kallyope, 430 E. 29th St., Suite 1050, New York, NY 10016

Supporting Information

The Supporting Information is available free of charge on the ACS Publications website.

Additional optimization results and synthetic procedures (.pdf) <sup>1</sup>H, <sup>13</sup>C, and <sup>31</sup>P NMR spectra (.pdf)

Notes

The authors declare no competing financial interests.

prevailing strategy for the preparation of these useful compounds—*N*-arylation of the parent aniline through carbon-nitrogen (C–N) coupling (Figure 1A)—is currently shaped by transition metal catalyzed methods (*e.g.* Buchwald-Hartwig, Ullmann, Chan-Lam couplings).<sup>1,2</sup> Herein, we describe an alternative main group approach to catalytic intermolecular C–N bond construction that does not rely on transition metals, enabling a complementary route from readily accessible components to (hetero)arylamines. Specifically, we show that a redox active organophosphorus-based catalyst operating in the P<sup>III</sup>/P<sup>V</sup>=O manifold drives reductive coupling of nitroarenes and boronic acids with C–N bond formation to give (hetero)arylamine products (Figure 1B) in a manner functionally distinct from current catalytic practice.

Nitroarenes are common intermediates in synthesis (most typically as aniline precursors), but are relatively underutilized for direct catalytic C–N bond forming reactions.<sup>3</sup> Notable exceptions include the work of Nicholas<sup>4</sup> and Baran,<sup>5</sup> who have reported iron-catalyzed reductive C–N bond construction by reaction of nitroarenes with alkynes and alkenes, respectively. Hu has reported a related iron-catalyzed reductive C–N bond formation by reaction of nitroarenes with alkyl<sup>6</sup> and acyl<sup>7</sup> electrophiles. Stoichiometric main group metal approaches have also been described; Knochel,<sup>8</sup> Kürti,<sup>9</sup> and Niggemann<sup>10</sup> have demonstrated reductive conversion of nitroarenes to *N*-arylanilines.

Our entry into nitroarene functionalization has centered on the use of a redox-active small-ring phosphorus-based compound. We have previously reported that a simple trialkylphosphine catalyst containing a core four-membered ring, in combination with phenylsilane as a terminal reductant, constitutes a competent system for the catalytic transformation of nitroaromatic substrates into azaheterocycles through intramolecular C–N bond forming Cadogan cyclization.<sup>11,12</sup> In this chemistry, the phosphacyclic catalyst promotes reductive *O*-atom transfer from the nitroarene substrates by cycling in the P<sup>III</sup>/P<sup>V</sup>=O catalytic couple.<sup>13-16</sup> We considered whether introduction of a suitable exogenous coupling partner to the P<sup>III</sup>/P<sup>V</sup>=O catalytic conditions might enable the construction of C–N bonds in an intermolecular manner.

The reaction of nitrobenzene (**1**) and phenylboronic acid (**2a**) to give diphenylamine (**3**) was chosen for discovery and optimization studies (Table 1). An initial attempt at reductive coupling using conditions previously reported for Cadogan cyclization proved promising, providing diphenylamine in an unoptimized 59% yield (Fig. S1). Using the Design of Experiments approach to evaluate the impact of temperature, concentration, and reagent equivalencies on the reaction outcome (Fig. S2), optimization studies converged on the conditions outlined in Table 1 (entry 1, 1.1 equiv of **2a**, 15 mol % of **4**•[O], 0.5 M in *m*-xylene, 120 °C). Under these conditions, the organophosphorus-catalyzed reductive coupling of nitrobenzene and phenylboronic acid gave diphenylamine in 86% GC yield, and 80% isolated yield on a one millimole scale. A comparable performance is observed if the corresponding tricoordinate phosphacycle **4** is employed as catalyst (entry 2), consistent with the interconversion of P<sup>III</sup> and P<sup>V</sup>=O oxidation states by catalytic cycling. Relatedly, a stoichiometric implementation of the reductive coupling of **1** and **2a** employing 3 equivalents of phosphetane **4** is successful (89% yield) (Table S2).<sup>17</sup> Control experiments omitting either the phosphorus catalyst (entry 3) or the terminal silane reductant (entry 4) do

not give the desired product. The reaction performed well in a variety of nonpolar solvents (entries 1,5,6), but was less efficient in a solvent of high donicity (entry 7). The identity of the boron reagent was found to play a significant role in the success of the reaction (Table 1); both phenylboronic acid (**2a**) and phenylboroxine (**2b**, entry 8) were successfully aminated by nitrobenzene to give diphenylamine **3** under standard catalytic conditions. However, other common phenylboronic esters are either less productive (catecholoboronate **2c** – entry 9) or unproductive (pinacolato-boronate **2d** – entry 10) when employed as the aryl donor in the catalytic C–N coupling reaction, suggesting the possibility of chemoselective differentiation of boryl moieties (*vide infra*).

A qualitative assessment of the electronic demand of the reaction was undertaken (Figure 2A). For a series of differentially *para*-substituted nitroarenes, an empirical electronic trend is observed where increasingly electron-withdrawing *para* substituents lead to faster qualitative rates and higher yields of C–N coupling (cf. **5-8**). Complementarily, the inverse empirical trend with respect to electron demand of the arylboronic acid moiety is observed, where increasingly electron-donating *para* substituents result in higher yields of C–N coupling (cf. **9-12**). The consequence of these two differing trends is that the organophosphorus-catalyzed C–N coupling reaction is most productive for union of electron deficient nitroarenes with electron rich arylboronic acids, as illustrated in the synthesis of **15** in 88% by the coupling of electron-deficient nitroarene **13** with electronic-rich boronic acid **14** (Figure 2A). This observed electronic preference serves as a point of distinction with respect to palladium-catalyzed C–N coupling, where the arylation of electron-deficient arylamine substrates are among the most persistently challenging.<sup>18</sup> The current organophosphorus-catalyzed method may therefore provide a route to construction of otherwise electronically deactivated C–N bonds.

Additional synthetic examples illustrating the reaction scope are collected in Figure 2B. The main group-catalyzed conditions for the C–N coupling method show good functional group compatibility and provide complementary chemoselectivities with respect to established transition metal coupling. Since phosphines do not readily undergo oxidative addition to C<sub>sp2</sub>–X bonds, halogen substitution is well-tolerated on both the nitroarene component (**7**, **19**, **20**) and the boronic acid (**11**, **23**, **24**) component. Even very electrophilic 2-chloro and 2-bromopyridyl substrates (**26**, **27**), which are known to be excellent electrophiles for both S<sub>N</sub>Ar and transition metal-catalyzed substitution, are carried through the phosphine-catalyzed reductive C–N coupling without undesired cleavage. Protic functional groups such as anilines (**18**, **24**) and phenols (**25**) are orthogonal in reactivity to the nitro group and are therefore tolerated in the coupling chemistry without explicit protection. Even multiple distinct nitro or boryl moieties within a single reaction pair can be differentiated in select circumstances. Due to the aforementioned electronic trends in C–N coupling (Figure 2A), 1,4-dinitrobenzene becomes electronically deactivated following an initial reductive C–N coupling event, such that selective mono-coupling product **28** may be isolated in good yield. And notably, only selective C–N cross coupling product **29** is observed in the reaction of 4-pinacolatoborylnitrobenzene and phenylboronic acid; the Bpin moiety is inert to the main group-catalyzed conditions, allowing for further functionalization by known transition metal-catalyzed chemistry if so desired.

The reaction is not limited to C<sub>sp2</sub>-N bond formation; indeed, the amination of nitrobenzene with C<sub>sp3</sub> boronic acid reagents including methyl (**30**), primary alkyl (**31**), secondary alkyl (**32**), and strained cycloalkyl (**33**) provide serviceable yields of the desired C<sub>sp3</sub>-N cross coupling products. As a further illustration of the synthetic utility of the transformation, a number of heteroarylamine structures displaying varied substitution on both the nitro and boronic acid components were synthesized. Carboxyesters on either the nitroarene or boronic acid reaction component were well tolerated (**34**, **35**), and both  $\pi$ -deficient (**37**) and  $\pi$ -excessive (**39**) heterocycles are readily employed. As a general point, since the organophosphorus catalyst is only weakly Lewis acidic, substrates and products with Lewis basic functionalities (amines, pyridines, sulfides) are not inherently inhibitory under these main group coupling conditions.

To demonstrate the potential synthetic utility of this methodology in the context of pharmaceutical chemistry, mefenamic acid (**40**) and tolfenamic acid (**41**) (Figure 3A)—members of the fenamate group of nonsteroidal anti-inflammatory drugs (NSAIDs) marketed under the tradenames Ponstel and Clotam, respectively—were synthesized with 67% and 73% yields on 1 millimole scale in one-pot by organophosphorus-catalyzed reductive C-N cross coupling of 2-nitrobenzotrile and either 2,3-dimethylphenylboronic acid or 3-chloro-2-methylphenylboronic acid, followed by alkaline nitrile hydrolysis according to a known procedure.<sup>19</sup>

The stereospecificity of the catalytic C-N coupling reaction was evaluated by amination of stereochemical probe molecules (Fig. 3B). Reductive coupling of *anti*-phenylcyclopropylboronic acid (*anti*-**42**) with nitrobenzene under standard main group-catalyzed conditions gave the *N*-phenyl trans-cyclopropylamine derivative *anti*-**43** in 71% NMR yield with retention of configuration. Relatedly, reductive coupling of the *syn*-cyclopropane epimer (*syn*-**42**) with nitrobenzene furnished *syn*-**43**, in 61% NMR yield with stereochemical retention. Consistent with related protocols for amination of boron derivatives,<sup>20</sup> the reductive C-N coupling reaction is stereospecific with respect to the boronic acid component, permitting its potential implementation in stereoselective synthesis.

The complementarity of the current main group method for C-N coupling with respect to existing transition metal strategies is exemplified by the diversification of 1,3,5-trisubstituted arene **44** (Figure 3C). Whereas C-N coupling under existing Cu-mediated (Chan-Lam) or Pd-catalyzed (Buchwald-Hartwig) methods permits chemoselective functionalization at the anilide (site b, **46**) or arylbromide (site c, **47**) positions, respectively, catalytic arylamination by the newly developed organophosphorus-catalyzed coupling approach results in selective functionalization at the nitro moiety (site a, **45**) in 81% yield. These results suggest a strategic orthogonality between the bond constructions possible with the various C-N coupling methods. Viewed in this light, we envision that the main group method will augment technical capacity by providing new freedom to synthesize valuable arylamine products from diverse and readily available building blocks.

The foregoing results constitute a practical, scalable, and operationally robust organophosphorus-catalyzed protocol for intermolecular C-N coupling of nitroarenes and boronic acid partners. These findings expand the biphilic reactivity of phosphetanes as

platforms for catalytic reductive O-atom transfer operating in the  $P^{III}/P^V=O$  redox couple, providing further precedent for the catalytic potential of main group compounds in reaction classes heretofore dominated by transition metal catalysis.

## Supplementary Material

Refer to Web version on PubMed Central for supplementary material.

## ACKNOWLEDGMENT

Funding was provided by NIH NIGMS (GM114547), MIT, and Bristol-Myers Squibb. We thank Prof. Stephen Buchwald for valuable discussions and for access to equipment and chemicals.

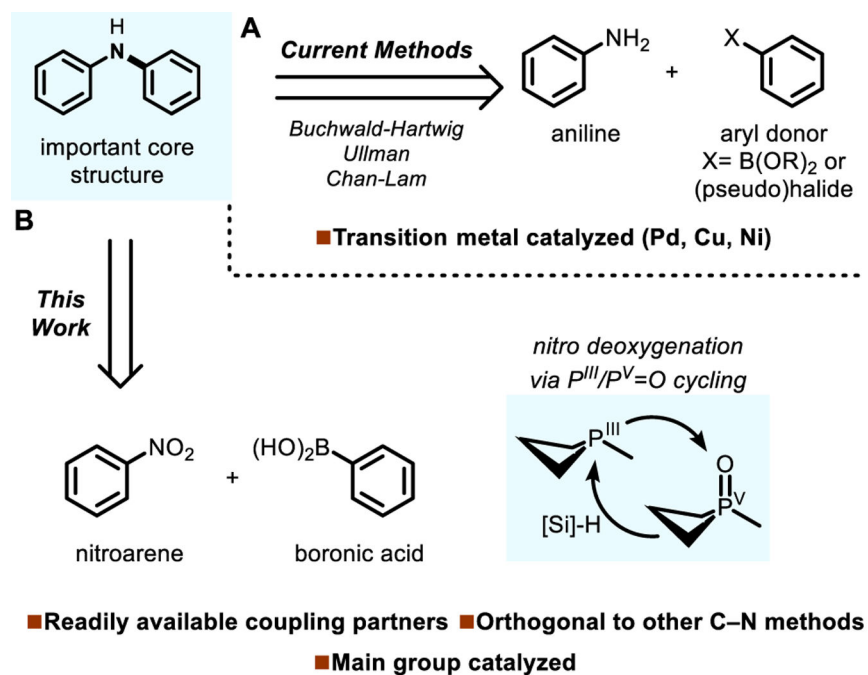
## REFERENCES

- (a) Hartwig JF Transition Metal Catalyzed Synthesis of Arylamines and Aryl Ethers from Aryl Halides and Triflates: Scope and Mechanism. *Angew. Chem. Int. Ed* 1998, 37, 2046.(b)Jiang L; Buchwald SL Palladium-Catalyzed Aromatic Carbon-Nitrogen Bond Formation, in *Metal-Catalyzed Cross-Coupling Reactions*. De Meijere A; Diderich F, Eds.; Wiley-Blackwell: Hoboken, NJ, 2008; ed. 2, pp. 699–760.(c)Jiang Y; Ma D Copper - Catalyzed Ligand Promoted Ullmann - type Coupling Reactions in Catalysis without Precious Metals. Bullock RM Eds.; John Wiley & Sons, Inc.: Hoboken, NJ, 2010; pp 213–233.(d)Bariwal J; Eycken E. V. der. C–N bond forming cross-coupling reactions: an overview *Chem. Soc. Rev* 2013, 42, 9283. [PubMed: 24077333] (e)Corcoran EB; Pirnot MT; Lin S; Dreher SD; DiRocco DA; Davies IW; Buchwald SL; MacMillan DWC Aryl amination using ligand-free Ni(II) salts and photoredox catalysis. *Science* 2016, 353, 279. [PubMed: 27338703]
- (a) Schlummer B; Scholz U Palladium-Catalyzed C-N and C-O Coupling—A Practical Guide from an Industrial Vantage Point. *Adv. Synth. Catal* 2004, 346, 1599.(b)Torborg C; Beller M Recent Applications of Palladium-Catalyzed Coupling Reactions in the Pharmaceutical, Agrochemical, and Fine Chemical Industries. *Adv. Synth. Catal* 2009, 351, 3027.(c)Yin J “Selected Applications of Pd- and Cu-Catalyzed Carbon–Heteroatom Cross Coupling Reactions in the Pharmaceutical Industry.” In *Applications of Transition Metal Catalysis in Drug Discovery and Development: An Industrial Perspective*, Crawley ML; Trost BM Eds.; John Wiley & Sons, Inc.: Hoboken, NJ, 2012; pp 97–163.(d)Ruiz-Castillo P; Buchwald SL *Chem. Rev* 2016, 116, 12564. [PubMed: 27689804]
- (a)Lower oxygenates of nitrogen or alternative nitrogen reagents are more common in C-N bond formation with boronic acids. Nitrosoarenes: Yu Y; Srogl J; Liebeskind LS Cu(I)-Mediated Reductive Amination of Boronic Acids with Nitroso Aromatics. *Org. Lett* 2004, 6, 2631. [PubMed: 15255708] (b)Roscales S; Csáký AG Synthesis of Di(hetero)arylamines from Nitrosoarenes and Boronic Acids: A General, Mild, and Transition-Metal-Free Coupling. *Org. Lett* 2018, 20, 1667; *N*-Alkyl hydroxylamines: [PubMed: 29493243] (c)Sun H-B; Gong L; Tian Y-B; Wu J-G; Zhang X; Liu J; Fu Z; Niu D Metal- and Base-Free Room-Temperature Amination of Organo-boronic Acids with *N*-Alkyl Hydroxylamines. *Angew. Chem. Int. Ed* 2018, 57, 9456.; Azides:(d)Ou. L; Shao J; Zhang G; Yu Y Metal-Free Carbon-nitrogen Bond-Forming Coupling Reaction between Arylboronic Acids and Organic Azides. *Tetrahedron Lett.* 2011, 52, 1430. Tosyl triazenes:(e)Sarma MJ; Phukan P Metal-Free Synthesis of Secondary Amines by the Reaction of Tosyl Triazene and Aryl Boronic Acid. *Synth. Commun* 2018, 48, 656.
- Srivastava RS; Nicholas KM Kinetics of the Allylic Animation of Olefins by Nitroarenes Catalyzed by  $[CpFe(CO)_2]_2$ . *Organometallics* 2005, 24, 1563.
- Gui J; Pan C-M; Jin Y; Qin T; Lo JC; Lee BJ; Spergel SH; Mertzman ME; Pitts WJ; La Cruz TE; Schmidt MA; Darvatkar N; Natarajan SR; Baran PS Practical olefin hydroamination with nitroarenes. *Science* 2015, 348, 886. [PubMed: 25999503]
- Cheung CW; Hu X Amine synthesis via iron-catalysed reductive coupling of nitroarenes with alkyl halides. *Nat. Commun* 2016, 7, 12494. [PubMed: 27515391]

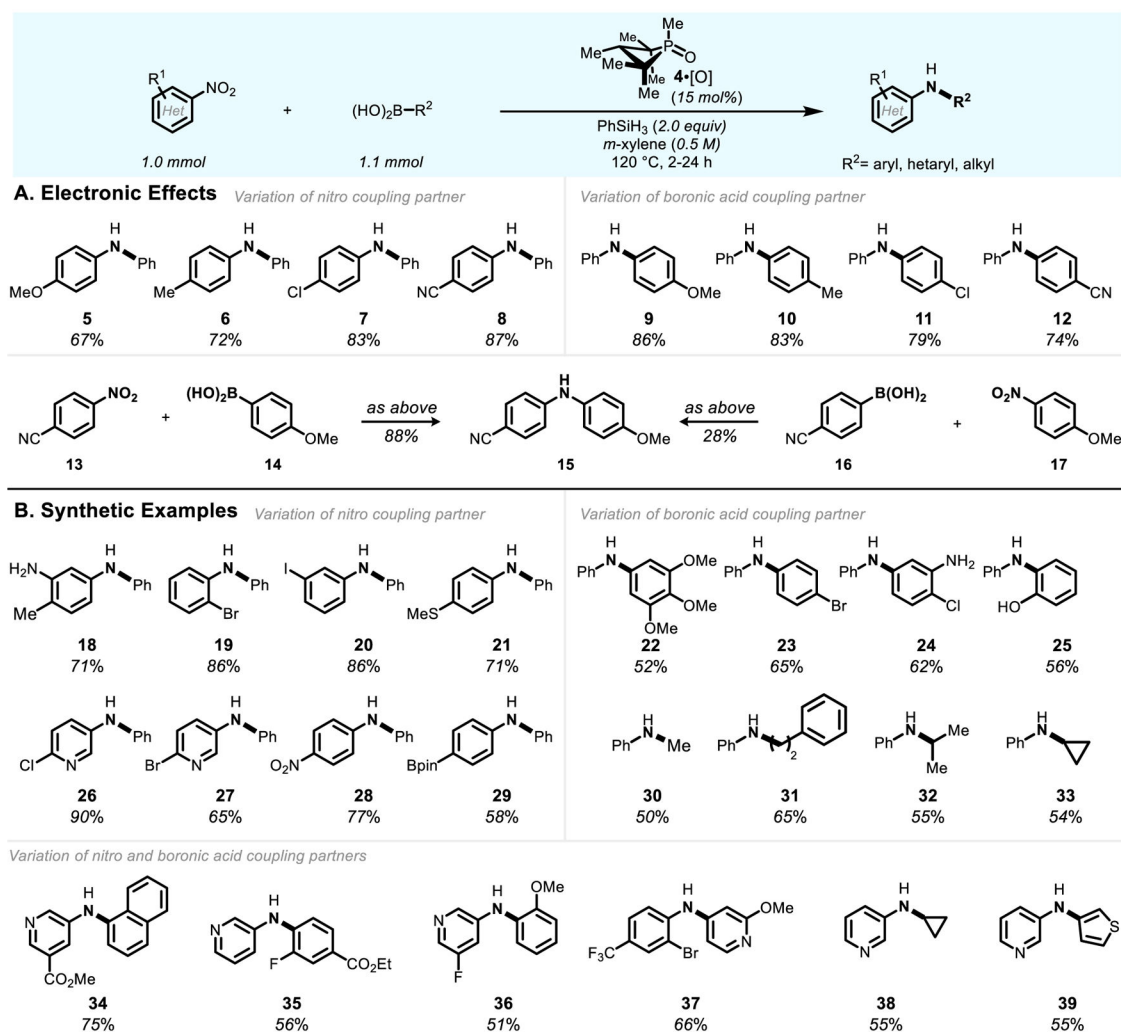
7. Cheung CW; Hu X Nickel-Catalyzed Reductive Transamidation of Secondary Amides with Nitroarenes. *ACS Catal.* 2017, 7, 7092.
- 8 (a). Sapountzis I; Knochel P A New General Preparation of Polyfunctional Diarylamines by the Addition of Functionalized Arylmagnesium Compounds to Nitroarenes. *J. Am. Chem. Soc* 2002, 124, 9390. [PubMed: 12167031] (b)Doyle W; Staubitz A; Knochel P Mild Synthesis of Polyfunctional Benzimidazoles and Indoles by the Reduction of Functionalized Nitroarenes with Phenylmagnesium Chloride. *Chem. Eur. J* 2003, 9, 5323. [PubMed: 14613142] (c)Kopp F; Sapountzis I; Knochel P Preparation of Polyfunctionalized Amines by the Addition of Functionalized Organomagnesium Reagents to Nitrosoarenes *Synlett*, 2003, 885.(d)Sapountzis I; Knochel P A New Method for the Selective Amination of 1,3- and 1,4-Dinitrobenzenes and Protected Nitroanilines Leading to Polyfunctional 1,3- and 1,4- Disubstituted Anilines. *Synlett*2004, 955.(e)Dhayalan V; Saemann C; Knochel P Synthesis of polyfunctional secondary amines by the addition of functionalized zinc reagents to nitrosoarenes. *Chem. Commun* 2015, 51, 3239.
9. Gao H; Xu Q-L; Ess DH; Kürti L Transition-Metal-Free, Low-Temperature Intramolecular Amination of Aromatic C-H Bonds: Rapid Synthesis of Fused Heterocycles.” *Angew. Chem. Int. Ed* 2014, 53, 2701.
10. Rauser M; Ascheberg C; Niggemann M Electrophilic Amination with Nitroarenes. *Angew. Chem. Int. Ed* 2017, 56, 11570.
- 11 (a). Nykaza TV; Harrison TS; Ghosh A; Putnik RA; Radosevich AT A Biphilic Phosphetane Catalyzes N-N Bond-Forming Cadogan Heterocyclization via  $P^{III}/P^V=O$  Redox Cycling. *J. Am. Chem. Soc* 2017, 139, 6839. [PubMed: 28489354] (b)Nykaza TV; Ramirez A; Harrison TS; Luzung MR; Radosevich AT Biphilic Organophosphorus-Catalyzed Intramolecular  $C_{sp^2}$ -H Amination: Evidence for a Nitrenoid in Catalytic Cadogan Cyclizations. *J. Am. Chem. Soc* 2018, 140, 3103. [PubMed: 29389114]
- 12 (a). Cadogan JIG; Cameron-Wood M; Mackie RK; Searle RJG 896. The Reactivity of Organophosphorus Compounds. Part XIX. Reduction of Nitro-Compounds by Triethyl Phosphite: A Convenient New Route to Carbazoles, Indoles, Indazoles, Triazoles, and Related Compounds. *J. Chem. Soc* 1965, 0, 4831.(b)Cadogan JIG Reduction of Nitro- and Nitroso-Compounds by Tervalent Phosphorus Reagents. *Q. Rev. Chem. Soc* 1968, 22, 222.
13. For a review of  $P^{III}/P^V=O$  redox cycling, see: Marsden SP Catalytic Variants of Phosphine Oxide-Mediated Organic Transformations in *Sustainable Catalysis*; Dunn PJ, Hii KK, Krische MJ, Williams MT, Eds.; John Wiley & Sons, Inc.: New York, 2013; pp 339–361.<sup>IIIv</sup>
14. (a)For recent examples of  $P^{III}/P^V=O$  redox cycling, see: O’Brien CJ; Tellez JL; Nixon ZS; Kang LJ; Carter AL; Kunkel SR; Przeworski KC; Chass GA Recycling the Waste: The Development of a Catalytic Wittig Reaction *Angew. Chem. Int. Ed* 2009, 48, 6836.<sup>IIIv</sup>(b)O’Brien CJ; Lavigne F; Coyle EE; Holohan AJ; Doonan BJ Breaking the Ring through a Room Temperature Catalytic Wittig Reaction *Chem. Eur. J* 2013, 19, 5854. [PubMed: 23526683] (c)O’Brien CJ; Nixon ZS; Holohan AJ; Kunkel SR; Tellez JL; Doonan BJ; Coyle EE; Lavigne F; Kang LJ; Przeworski KC Part I: The Development of the Catalytic Wittig Reaction *Chem. Eur. J* 2013, 19, 15281. [PubMed: 24115040] (d)Coyle EE; Doonan BJ; Holohan AJ; Walsh KA; Lavigne F; Krenske EH; O’Brien CJ Catalytic Wittig Reactions of Semi- and Nonstabilized Ylides Enabled by Ylide Tuning *Angew. Chem. Int. Ed* 2014, 53, 12907.(e)van Kalker HA; Leenders SHAM; Hommersom CRA; Rutjes FPJT; van Delft FL In Situ Phosphine Oxide Reduction: A Catalytic Appel Reaction *Chem. Eur. J* 2011, 17, 11290. [PubMed: 21882274] (f)van Kalker HA; Bruins JJ; Rutjes FPJT; van Delft FL Organophosphorus-Catalysed Staudinger Reduction *Adv. Synth. Catal* 2012, 354, 1417.(g)Zhao W; Yan PK; Radosevich AT Phosphetane catalyzes deoxy-genative condensation of  $\alpha$ -keto esters and carboxylic acids via  $P^{III}/P^V=O$  redox cycling. *J. Am. Chem. Soc* 2015, 137, 616. [PubMed: 25564133] (h)Lee C; Chang T; Yu J; Reddy GM; Hsiao M; Lin W Synthesis of functionalized furans via chemoselective reduction/Wittig reaction using catalytic tri-ethylamine and phosphine. *Org. Lett* 2016, 18, 3758. [PubMed: 27434727] (i)Saleh N; Voi-turiez A Synthesis of 9H-pyrrolo[1,2-a]indole and 3H-pyrrolizine derivatives via a phosphine-catalyzed umpolung addition/intramolecular Wittig reaction. *J. Org. Chem* 2016, 81, 4371. [PubMed: 27080174] (j)Saleh N; Blanchard F; Voi-turiez A Synthesis of nitrogen containing heterocycles and cyclopent-ene derivatives via phosphine catalyzed Michael addition/intramolecular Wittig reaction. *Adv. Synth. Catal* 2017, 359, 2304.(k)Zhang K; Cai L; Yang Z; Houk KN; Kwon O Bridged [2.2.1] bicyclic

- phosphine oxide facilitates catalytic  $\gamma$ -umpolung addition–Wittig olefination. *Chem. Sci* 2018, 9, 1867. [PubMed: 29732112]
15. (a) For redox-neutral phosphine oxide organophosphorus-catalyzed methods: Aza-Wittig Campbell TW; Monagle JJ A New Synthesis of Mono- and Polycarbodiimides. *J. Am. Chem. Soc* 1962, 84, 1493. (b) Marsden SP; McGonagle AE; McKeever-Abbas B Catalytic aza-Wittig Cyclizations for Heteroaromatic Synthesis. *Org. Lett* 2008, 10, 2589. [PubMed: 18489173] (c) Wang L; Qin R-Q; Yan H-Y; Ding M-W New Efficient Synthesis of 1,4-Benzodiazepin-5-Ones by Catalytic Aza-Wittig Reaction. *Synthesis* 2015, 47, 3522. Appel: (d) Denton RM; An J; Adeniran B Phosphine Oxide-Catalysed Chlorination Reactions of Alcohols under Appel Conditions. *Chem. Commun* 2010, 46, 3025. (e) Denton RM; An J; Adeniran B; Blake AJ; Lewis W; Poulton AM Catalytic Phosphorus(V)-Mediated Nucleophilic Substitution Reactions: Development of a Catalytic Appel Reaction. *J. Org. Chem* 2011, 76, 6749. [PubMed: 21744876] (f) An J; Tang X; Moore J; Lewis W; Denton RM Phosphorus(V)-Catalyzed Deoxydichlorination Reactions of Aldehydes. *Tetrahedron* 2013, 69, 8769. (g) Yu T-Y; Wang Y; Xu P-F An Unusual Tri-phenylphosphine Oxide Catalyzed Stereoselective 1,3-Dichlorination of Unsaturated Ketoesters. *Chem. Eur. J* 2014, 20, 98. [PubMed: 24285309]
16. (a) For electrophilic phosphonium-catalyzed methods, see: Caputo CB; Hounjet LJ; Dobrovetsky R; Stephan DW Lewis Acidity of Organofluorophosphonium Salts: Hydrodefluorination by a Saturated Acceptor. *Science* 2013, 341, 1374. [PubMed: 24052304] (b) Bayne JM; Stephan DW Phosphorus Lewis Acids: Emerging Reactivity and Applications in Catalysis. *Chem. Soc. Rev* 2016, 45, 765. [PubMed: 26255595]
17. Attempted use of other reported phosphacyclic catalysts in the  $p^{III}/p^V=O$  literature proved less effective (Table S3).
18. Pompeo M; Farmer JL; Froese RDJ; Organ MG Room-Temperature Amination of Deactivated Aniline and Aryl Halide Partners with Carbonate Base Using a Pd-PEPPSI-IPent<sup>Cl</sup>-o-Picoline Catalyst. *Angew. Chem. Int. Ed* 2014, 126, 3287.
- 19 (a). Trinus FP; Mokhort NA; Yagupol'skii LM; Fadeicheva AG; Danilenko VS; Ryabukha TK; Fialkov YA; Kirichek LM; Endel'man é. S.; Get'man GA Mefenamic acid—A nonsteroid anti-inflammatory agent. *Pharm. Chem. J* 1977, 11, 1706. (b) Rao B; Zeng X Aminocyanation by the Addition of N–CN Bonds to Arynes: Chemoselective Synthesis of 1,2-Bifunctional Aminobenzonitriles. *Org. Lett* 2014, 16, 314. [PubMed: 24325782]
- 20 (a). Brown HC; Kim KW; Cole TE; Singaram B *J. Am. Chem. Soc* 1986, 108, 6761. (b) Matteson DS; Kim GY Asymmetric Alkyl difluoroboranes and Their Use in Secondary Amine Synthesis. *Org. Lett* 2002, 4, 2153. [PubMed: 12074655] (c) Bagutski V; Elford TG; Aggarwal VK Synthesis of Highly Enantioenriched C-Tertiary Amines from Boronic Esters: Application to the Synthesis of Igmesine. *Angew. Chem. Int. Ed* 2011, 50, 1080. (d) Mlynarski SN; Karns AS; Morken JP Direct Stereospecific Amination of Alkyl and Aryl Pinacol Boronates *J. Am. Chem. Soc* 2012, 134, 16449. [PubMed: 23002712]

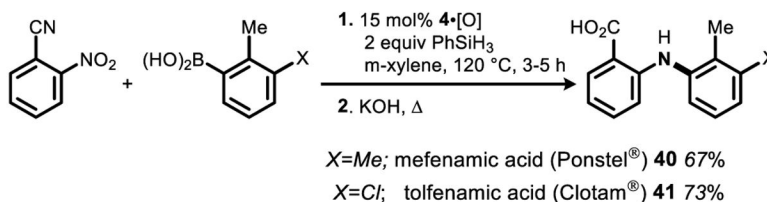
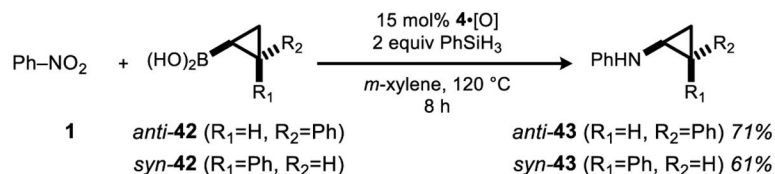
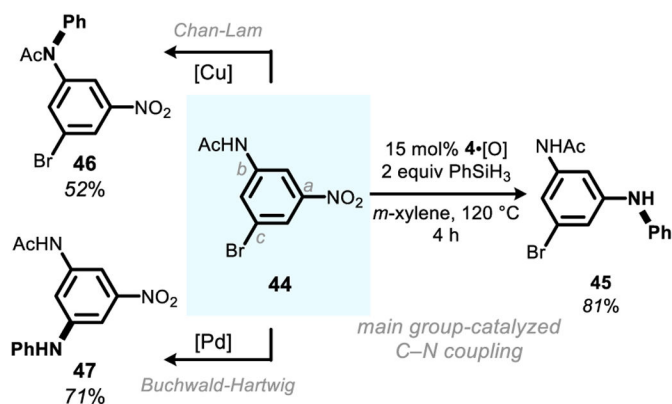


**Figure 1.**

A) Established methods for intermolecular C–N coupling. B) This work: P<sup>III</sup>/P<sup>V</sup>=O-catalyzed reductive C–N coupling of nitroarenes and boronic acids.

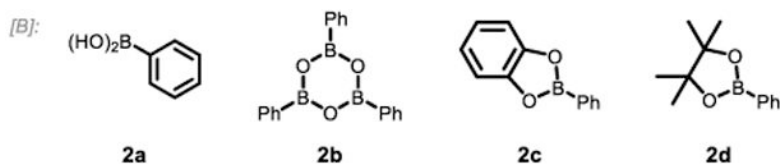
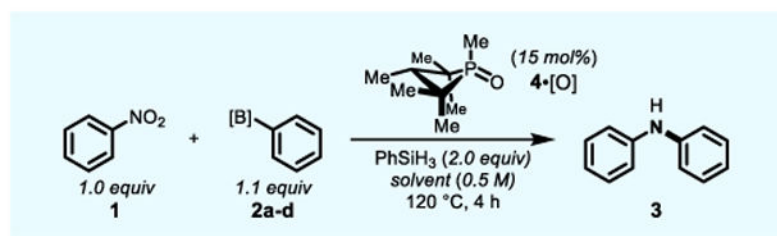


**Figure 2.** Examples of catalytic reductive C–N coupling. (A) Electronic effects on C–N coupling. (B) Synthetic examples of C–N coupling. See SI for full experimental details and conditions. Yields are reported for isolated material following purification on a 1 mmol scale, except as noted. Compounds **5-12** were prepared on 2 mmol scale; compound **26** was prepared on a 3 mmol scale; and compounds **34-39** were prepared on 1 gram scale. Preparation of **22** used 1.3 equivalents of boronic acid. Compound **36** was isolated as its hydrochloride salt.

**A. Target synthesis** (yields for two steps)**B. Stereospecificity****C. Orthogonality of C–N Coupling Methods****Figure 3.**

Synthetic applications of the catalytic reductive C–N coupling reaction. (A) Synthesis of mefenamic acid and tolfenamic acid. (B) Demonstration of the stereospecificity of C–N coupling. Yields determined by NMR spectroscopy. (C) Selectivity and complementarity in the functionalization of **44** by C–N coupling methods. See SI for full experimental details and conditions.

Table 1.

Discovery and optimization of the organophosphorus-catalyzed reductive C–N coupling reaction.<sup>a</sup>

Entry	[B]	Solvent	R <sub>3</sub> P=O	Yield (%)
1	<b>2a</b>	<i>m</i> -xylene	<b>4•[O]</b>	86% (80%)
2	<b>2a</b>	<i>m</i> -xylene	<b>4</b>	82%
3	<b>2a</b>	<i>m</i> -xylene	none	0%
4	<b>2a</b>	<i>m</i> -xylene	<b>4•[O]</b> ; no silane	0%
5	<b>2a</b>	dibutyl ether	<b>4•[O]</b>	86%
6	<b>2a</b>	toluene	<b>4•[O]</b>	80%
7	<b>2a</b>	DMF	<b>4•[O]</b>	17%
8 <sup>b</sup>	<b>2b</b>	<i>m</i> -xylene	<b>4•[O]</b>	74%
9	<b>2c</b>	<i>m</i> -xylene	<b>4•[O]</b>	54%
10	<b>2d</b>	<i>m</i> -xylene	<b>4•[O]</b>	2%

<sup>a</sup>Yields were determined through analysis by gas chromatography (GC) with the aid of an internal standard. Yield in parenthesis (entry 1) is for isolated material from a 1.0 mmol reaction scale.

<sup>b</sup>0.37 mmol of **2b** was used. See SI for additional optimization experiments.