

Computation of the One-Dimensional Unwrapped Phase

by

Zahi Nadim Karam

Submitted to the Department of Electrical Engineering and Computer
Science

in partial fulfillment of the requirements for the degree of

Master of Science in Electrical Engineering

at the

MASSACHUSETTS INSTITUTE OF TECHNOLOGY

January 2006

© Massachusetts Institute of Technology 2006. All rights reserved.

Author

Department of Electrical Engineering and Computer Science

January 24, 2006

Certified by

Alan V. Oppenheim
Ford Professor of Engineering

Department of Electrical Engineering and Computer Science

Thesis Supervisor


Accepted by

Arthur C. Smith

Chairman, Department Committee on Graduate Students

Department of Electrical Engineering and Computer Science

ARCHIVES



Computation of the One-Dimensional Unwrapped Phase

by

Zahi Nadim Karam

Submitted to the Department of Electrical Engineering and Computer Science
on January 24, 2006, in partial fulfillment of the
requirements for the degree of
Master of Science in Electrical Engineering

Abstract

In this thesis, the computation of the unwrapped phase of the discrete-time Fourier transform (DTFT) of a one-dimensional finite-length signal is explored. The phase of the DTFT is not unique, and may contain integer multiple of 2π discontinuities. The unwrapped phase is the instance of the phase function chosen to ensure continuity. This thesis presents existing algorithms for computing the unwrapped phase, discussing their weaknesses and strengths. Then two composite algorithms are proposed that use the existing ones, combining their strengths while avoiding their weaknesses. The core of the proposed methods is based on recent advances in polynomial factoring. The proposed methods are implemented and compared to the existing ones.

Thesis Supervisor: Alan V. Oppenheim

Title: Ford Professor of Engineering

Department of Electrical Engineering and Computer Science

Acknowledgments

I would like to thank my family for all their love, commitment and support. Pop, you've always been my role model. Mom, your tenderness and unconditional love always made me feel warm and safe. Amme, for your wisdom, moral guidance and youthfulness. Hanan, your compassion and selflessness have always inspired me. Samer, for your determination, sense of adventure and passion for life. Amme Najwa and Amme Salwa for always being there and more. Teta and Jiddo, for your love and confidence.

To my advisor Al Oppenheim. You've been there from day one, making sure that my transition into MIT was smooth, comfortable and successful. Thank you for your wisdom, care and guidance. Your passion for teaching, your out of the box thinking and your sense of adventure have inspired me.

Alaa Kharbouch (3alaa2). We've watched each other's back since freshman year. We are complete opposites, and yet best of friends. Thank you for sharing the pain and the experience.

Amer Abufadel, you're like a big brother to me. You got me started, and have always watched out for me.

I would like to thank the DSPG: Joonsung for tolerating me and for being a great office mate. Petros for always having the answer. Sourav for the playful atmosphere and the long discussions. Tom for your musical ear. Maya for your help. Eric for your willingness to always help. Ross and Matt, Alecia, Charlie, Melanie, Dennis, Archana, Joe and Andrew, for making the office a pleasant place to hang out.

Prof. Vivek Goyal, thank you for a wonderful and stimulating experience working on the class with you. Prof. George Verghese thank you for looking out for me.

To all my friends, thank you for adding flavors and purpose to my life. Alieh, thanks for your love, care and advice. The Atrashs, thanks for being there for me. Victor, we've shared a lot of experiences together, thank you for being a great friend. Akram, thank you for the encouragement and support. Yousef, Woody, Pierre, Loucy, and George thanks for all the crazy times we've had, my breaks in Lebanon would not

have been the same without you. Wafaa2, Cathy, Pranav, Demba, Tamer, Viktorija, Lololna, Chrisann, Sandra, Lara, Zaid, Lolita and Mauri thanks for your friendship and for making my life in the US not just about study and work.

Contents

1	Introduction and Background	15
1.1	Problem Statement	16
1.2	Instances of the Phase and the Derivative of the Unwrapped Phase	17
1.2.1	Principal Value of the Phase	18
1.2.2	Derivative of the Unwrapped Phase	19
1.2.3	Unwrapped Phase	19
1.3	Example Phase Functions	21
2	Existing Algorithms to Compute the Unwrapped Phase	23
2.1	Phase Unwrapping by Detecting Discontinuities	23
2.2	Phase Unwrapping Using Adaptive Numerical Integration	26
2.3	Computation of the Unwrapped Phase Using Polynomial Factoring	28
2.4	Phase Unwrapping from the Time Series	29
2.5	Iterative Method to Compute the Unwrapped Phase	30
2.6	Phase Unwrapping by Isolating Sharp Zeros	31
2.7	Summary	32
3	Method for Factoring High Degree Polynomials	33
3.1	Outline of the Algorithm	33
3.2	Deflation Failure	34
3.3	Discussion	35
4	Proposed Composite Methods	37

4.1	Motivation	37
4.2	Overview	38
4.3	Polynomial Factoring and Deflation	39
4.3.1	Steps to Find Zeros Close to the Unit Circle	39
4.3.2	Search Grid	40
4.3.3	Deflation	42
4.4	Modified DD and ANI Algorithms	43
4.4.1	Modified DD Algorithm	43
4.4.2	Modified ANI Algorithm	44
4.5	Robustness To Errors In Factored Zeros	44
4.6	Summary	46
5	Algorithm Evaluation	47
5.1	Algorithm Evaluation Using Synthetic Signals	48
5.1.1	Synthetic Signal with Zeros Close to the Unit Circle	49
5.1.2	Synthetic Signal with Zeros Far from the Unit Circle	50
5.1.3	Synthetic Signal with Zeros Close to and Far from the Unit Circle	51
5.1.4	Large Number of Synthetic Signals with Randomly Chosen Zeros	52
5.1.5	Discussion	53
5.2	Algorithm Evaluation Using Speech Data	54
5.2.1	Speech Data	54
5.2.2	Filtered Speech Data	55
5.3	Algorithm Evaluation Using EEG Data	57
5.3.1	EEG Data	57
5.3.2	Filtered EEG Data	58
5.4	Summary	59
A	Zeros of Random Polynomials	61
A.1	Zeros of I.I.D. Random Polynomials	61
A.2	Zeros of Bounded Coefficient Random Polynomials	62

B Cepstrum Bibliography	67
B.1 Signal	67
B.2 Computation	69
B.3 Speech/Audio	70
B.4 Filter Design	88
B.5 2D/Image	88
B.6 Deconvolution	90
B.7 Geophysics	92
B.8 Applications	92
B.9 Other	97

List of Figures

1-1	Example Wrapped Phase Function	18
1-2	Example unwrapped phase	20
1-3	Unwrapped phase and phase derivative	21
1-4	Unwrapped phase, principal value of the phase, and phase derivative .	22
2-1	Unwrapped phase using detection of discontinuities	25
2-2	Unwrapped phase using adaptive numerical integration	28
2-3	Sample Search Grid	29
3-1	Z-plane plots demonstrating deflation failure	35
4-1	Block diagram of proposed algorithms	39
4-2	Block diagram for the polynomial factoring part of the algorithm . .	40
4-3	Sample search grid inside the unit circle	41
5-1	Results for the synthetic signal with zeros close to the unit circle. . .	49
5-2	Results for the synthetic signal with zeros far from the unit circle. . .	51
5-3	Results for the synthetic signal with zeros close to and far from the unit circle.	52
5-4	Speech segment of the utterance “Unwrapped Phase”.	54
5-5	Results for speech data.	55
5-6	Results for filtered speech data.	56
5-7	EEG data while performing a multiplication task.	57
5-8	Results for EEG data.	58
5-9	Results for filtered EEG data.	59

A-1	Observed clustering near the unit circle of zeros of polynomials with i.i.d. uniformly distributed random coefficients.	63
A-2	Observed clustering near the unit circle of zeros of the z-transform of speech signals.	65

List of Tables

5.1	Results for the synthetic signal with zeros close to the unit circle. . .	50
5.2	Results for the synthetic signal with zeros far from the unit circle. . .	50
5.3	Results for the synthetic signal with zeros close to and far from the unit circle.	51
5.4	Results from 2000 synthetic signals.	53
5.5	Results for speech data.	54
5.6	Results for filtered speech data.	56
5.7	Results for EEG data.	57
5.8	Results for filtered EEG data.	58

Chapter 1

Introduction and Background

Homomorphic signal processing with the complex cepstrum [1] has been applied, with considerable success, to many areas of digital signal processing [3], most notably speech, seismic and EEG data processing. The computation of the complex cepstrum requires obtaining the unwrapped phase, which is the continuous and periodic instance of the phase of the discrete-time Fourier transform (DTFT) of the input signal. Refer to Appendix B for a bibliography we have compiled on the complex cepstrum.

The phase of the DTFT, however, is in general ambiguous since at any frequency $2\pi k$ (k is an integer) can be added without affecting the result of the complex exponentiation [1]. This ambiguity, therefore, allows the phase of the DTFT to contain discontinuities in the form of $2\pi k$ jumps. The unwrapped phase is the instance of the phase function where the additive integer multiples of 2π at each frequency are chosen to ensure that it is continuous; therefore, it is suitable for the computation of the complex cepstrum.

Reliably computing samples of the unwrapped phase of a given mixed-phase signal is an open problem: existing algorithms are not reliable and in many cases fail. The difficulty of computing the unwrapped phase carries over directly to the computation of the complex cepstrum. This thesis presents two composite algorithms that use the existing ones. The reliability and accuracy of the proposed algorithms have been demonstrated through numerous experiments, the goal being to render homomorphic

signal processing using the complex cepstrum more computationally reliable.

1.1 Problem Statement

The complex cepstrum is a sequence $\hat{x}[n]$ that is related to a discrete-time signal $x[n]$ by the following invertible transformation,

$$\begin{aligned} X(z) &= \sum_{n=-\infty}^{\infty} x[n]z^{-n} \\ \hat{X}(z) &= \log(X(z)) \\ \hat{x}[n] &= \frac{1}{2\pi j} \oint \hat{X}(z)z^{n-1}dz. \end{aligned}$$

For $\hat{x}[n]$ to be a stable sequence we require that the region of convergence of $\hat{X}(z)$ contain the unit circle, which leads to the equivalent relationships

$$\hat{X}(e^{j\omega}) = \log[|X(e^{j\omega})|e^{j\angle X(e^{j\omega})}] \quad (1.1)$$

$$= \log |X(e^{j\omega})| + j\angle X(e^{j\omega}) \quad (1.2)$$

$$\hat{x}[n] = \frac{1}{2\pi} \int_{-\pi}^{\pi} \hat{X}(e^{j\omega})e^{j\omega n}d\omega. \quad (1.3)$$

The angle $\angle X(e^{j\omega})$ in Equation (1.2) is only unique to an additive multiple of 2π at each frequency ω ; therefore, the imaginary part of $\hat{X}(e^{j\omega})$ is ambiguous. To remove this ambiguity and for $\hat{X}(e^{j\omega})$ to exist we require that $\angle X(e^{j\omega})$ be a continuous function of ω . The unwrapped phase $\arg |X(e^{j\omega})|$ is defined as the unique instance of $\angle X(e^{j\omega})$,

$$\arg |X(e^{j\omega})| = \angle X(e^{j\omega}) + 2\pi k(\omega) \quad k \in \mathbb{Z}, \quad (1.4)$$

where the additive multiple of 2π at each frequency is chosen to satisfy the continuity condition.

For $\hat{X}(e^{j\omega})$ to be a valid DTFT of the complex cepstrum $\hat{x}[n]$ it must be periodic with period 2π ; therefore, the unwrapped phase function must be periodic. When

the input signal is real, the complex cepstrum is also real and $\hat{X}(e^{j\omega})$ is a conjugate symmetric function. This implies that when the input signal is real, the unwrapped phase function is odd symmetric. Refer to [1] for more details on the complex cepstrum and its properties.

Reliable computation of the unwrapped phase is an open problem to which existing solutions cannot guarantee accuracy for any given input sequence. The difficulty of the problem becomes apparent in the next chapter where existing algorithms are presented. This thesis focuses on computing the unwrapped phase of the DTFT of finite-length discrete-time signals.

1.2 Instances of the Phase and the Derivative of the Unwrapped Phase

In this section we present two instances of the phase function: the unwrapped phase and the principal value of the phase. We also present the derivative of the unwrapped phase.

A finite-length discrete-time signal $x[n]$ has a z-transform of the form

$$X(z) = Az^r \prod_{k=1}^{M_i} (1 - a_k z^{-1}) \prod_{k=1}^{M_o} (1 - b_k z) \quad |a_k|, |b_k| < 1. \quad (1.5)$$

M_i corresponds to the number of zeros inside the unit circle, and M_o the number outside. The term z^r is a time shift that contributes a linear phase term with slope r . When the signal is causal $r = -M_o$. A is real when $x[n]$ is real. The phase of $X(e^{j\omega})$ is, therefore, equal to

$$\angle X(e^{j\omega}) = \angle A + \angle e^{j\omega r} + \sum_{k=1}^{M_i} \angle(1 - a_k e^{-j\omega}) + \sum_{k=1}^{M_o} \angle(1 - b_k e^{j\omega}). \quad (1.6)$$

1.2.1 Principal Value of the Phase

Section 1.1 presented the unwrapped phase $\arg |X(e^{j\omega})|$ as a unique instance of the phase function. Another unique instance is the principal value $\text{ARG}|X(e^{j\omega})|$ for which the 2π ambiguity is removed by restricting the value of $\text{ARG}|X(e^{j\omega})|$ at any ω to the range $[-\pi, \pi[$.

The principal value can be calculated using the arctangent routine

$$\text{ARG}[X(e^{j\omega})] = \arctan\left(\frac{X_I(e^{j\omega})}{X_R(e^{j\omega})}\right), \quad (1.7)$$

where the subscripts R and I denote the real and imaginary parts. This calculation clearly forces

$$-\pi < \text{ARG}[X(e^{j\omega})] \leq \pi, \quad (1.8)$$

and thus values of the phase outside this range will be “wrapped” so that they fall within it; for this reason the principal value is sometimes referred to as the “wrapped phase”. The wrapping causes the principal value to have discontinuities in the form of jumps of 2π as seen in Figure 1-1. It is also important to note that

$$\text{ARG}|X(e^{j\omega})| = \text{mod}\left\{\text{ARG}|A| + \text{ARG}|e^{j\omega r}| + \sum_{k=1}^{M_i} \text{ARG}|(1 - a_k e^{-j\omega})| + \sum_{k=1}^{M_o} \text{ARG}|(1 - b_k e^{j\omega})|\right\}_{2\pi}. \quad (1.9)$$

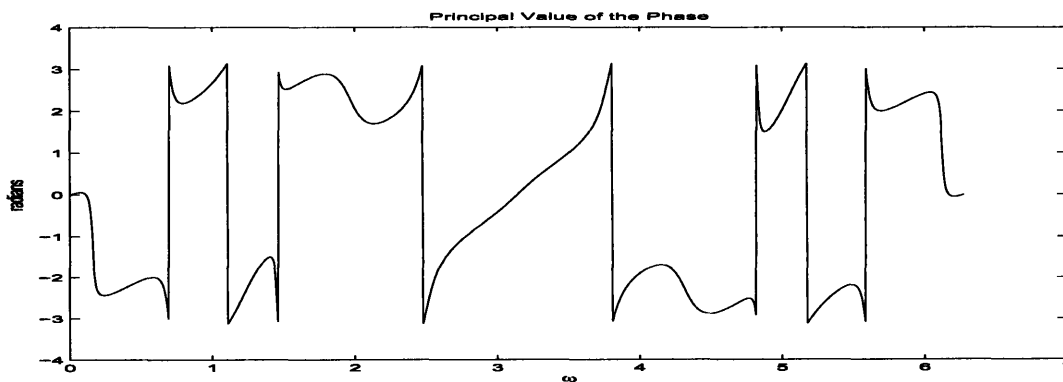


Figure 1-1: Example Wrapped Phase Function

1.2.2 Derivative of the Unwrapped Phase

The phase derivative $\arg' |X(e^{j\omega})|$ is the derivative of the unwrapped phase with respect to ω . Exact values of the derivative may be computed using

$$\arg' |X(e^{j\omega})| = \Im\left\{\frac{X'(e^{j\omega})}{X(e^{j\omega})}\right\} \quad (1.10)$$

$$= \frac{X_R(e^{j\omega})X_I'(e^{j\omega}) - X_I(e^{j\omega})X_R'(e^{j\omega})}{X_R^2(e^{j\omega})X_I^2(e^{j\omega})}, \quad (1.11)$$

where $\Im\{W\}$ is the imaginary part of W , the superscript $'$ denotes differentiation with respect to ω , and $X'(e^{j\omega})$ can be obtained by:

$$X'(e^{j\omega}) = \sum_{n=-\infty}^{\infty} (-jnx[n])e^{-j\omega n}. \quad (1.12)$$

The derivative is a linear operator and therefore

$$\arg' |X(e^{j\omega})| = \arg' |e^{j\omega r}| + \sum_{k=1}^{M_i} \arg' |(1 - a_k e^{-j\omega})| + \sum_{k=1}^{M_o} \arg' |(1 - b_k e^{j\omega})|. \quad (1.13)$$

1.2.3 Unwrapped Phase

Section 1.1 placed three restrictions on the unwrapped phase function for it to be used in the computation of the complex cepstrum:

The first is that the unwrapped phase needs to be a continuous function of ω . This condition therefore forces $a_k, b_k \neq 1$ in (1.5), which is equivalent to $X(z)$ not having any zeros on the unit circle. A zero on the unit circle at frequency ω_o contributes a discontinuity of π to the phase function at that frequency, thus contradicting the continuity condition.

The linear phase term z^r in (1.5) is undesirable because it leads to discontinuities in the unwrapped phase at $\omega = 2\pi$; hence, it should not appear in the unwrapped phase. This can be done either by computing the unwrapped phase of $x[n]$ and subtracting out the linear term, or by appropriately shifting the input.

Finally, when $x[n]$ is real-valued the unwrapped phase must be odd symmetric.

However, if $A < 0$ then the unwrapped phase will contain a constant term equal to π added at each frequency of the phase. These effects can be fixed by subtracting out the constant π or can be avoided by using $-x[n]$ as the input signal. An example of the unwrapped phase is plotted in Figure 1-2.

The unwrapped phase is related to the principal value by the addition of a multiple of 2π at each frequency

$$\arg |X(e^{j\omega})| = \text{ARG}(e^{j\omega}) + 2\pi l(\omega) \quad l \in \mathbb{Z}. \quad (1.14)$$

Integrating the phase derivative also yields the unwrapped phase

$$\arg |X(e^{j\omega})| = \int_0^\omega \arg' |X(e^{j\omega})| d\omega. \quad (1.15)$$

It is also possible to obtain the unwrapped phase of a signal $x[n]$ by summing up the phase contribution of the individual zeros, as follows:

$$\arg |X(e^{j\omega})| = \sum_{k=1}^{M_i} \arg |(1 - a_k e^{-j\omega})| + \sum_{k=1}^{M_o} \arg |(1 - b_k e^{j\omega})|. \quad (1.16)$$

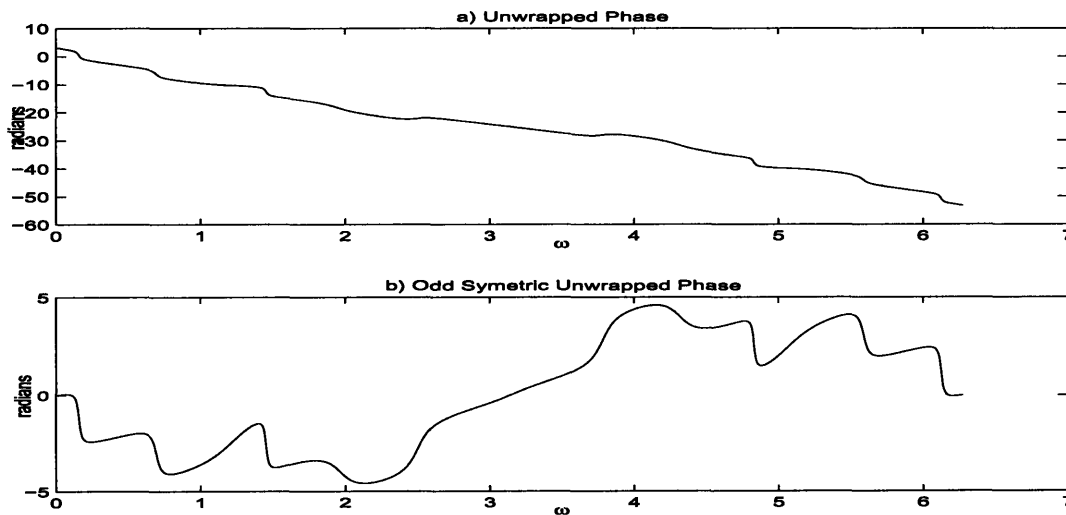


Figure 1-2: a) Example unwrapped phase function. b) Unwrapped phase function without the linear phase and the contribution of the additive π constant.

1.3 Example Phase Functions

This section presents several examples of the wrapped and unwrapped phase functions. The goal is to study how these functions vary with the locations in the z-plane of the zeros of the z-transform of a signal.

Consider a real finite-length signal with one pair of conjugate zeros at angles $\pi/4$ & $-\pi/4$ and radius r . The z-transform of this signal is

$$X(z) = (1 - re^{j\pi/4}z^{-1})(1 - re^{-j\pi/4}z^{-1}). \quad (1.17)$$

Figure 1-3 shows the unwrapped phase and phase derivative of $X(e^{j\omega})$ for $r = .8, .9, \&.99$. Note that in this case the unwrapped phase is equal to the principal value.

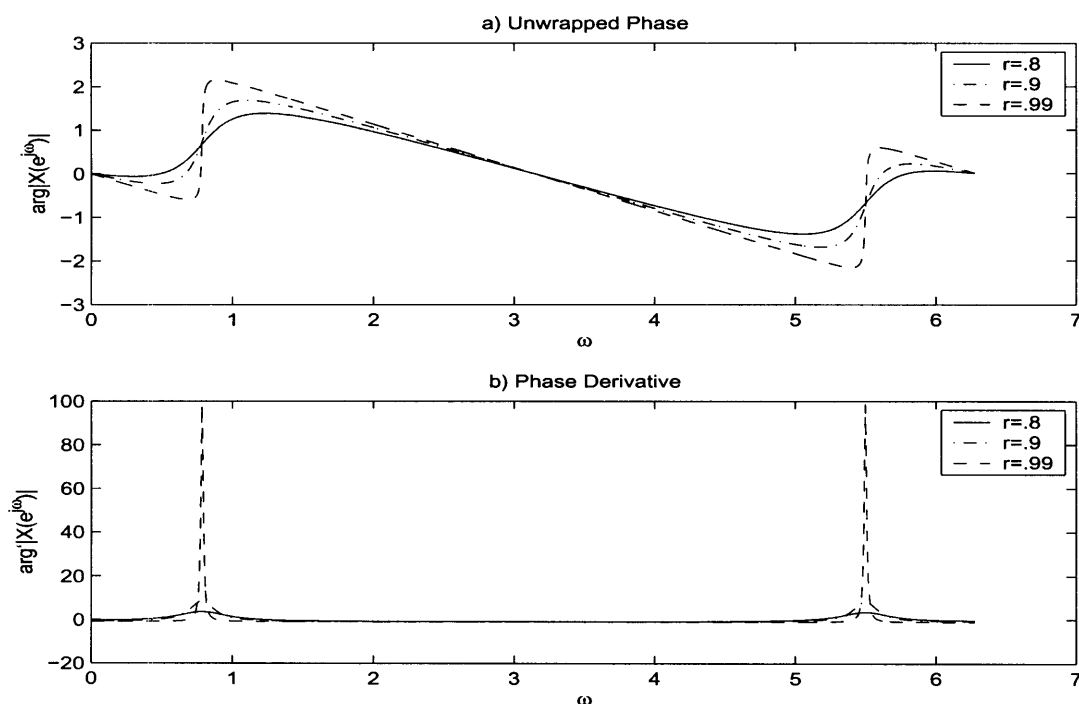


Figure 1-3: a) Unwrapped phase function. b) Phase Derivative.

Figure 1-4 shows the unwrapped phase with the contribution of the linear phase component, the principal value of the phase, and the phase derivative of $X(e^{j\omega})$ for $r = \frac{1}{.8}, \frac{1}{.9}, \&\frac{1}{.99}$.

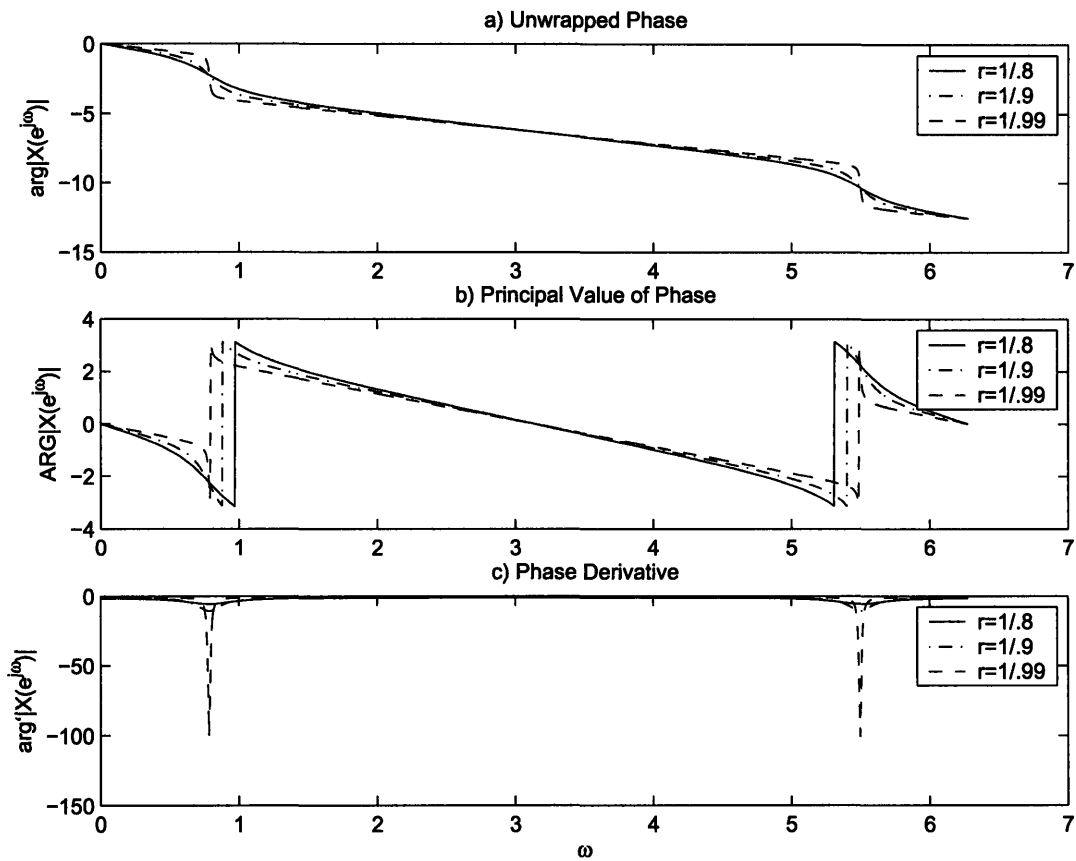


Figure 1-4: a) Unwrapped phase function. b) Principal Value. c) Phase Derivative.

Figures 1-3 and 1-4 demonstrate that the closer the zeros of the z-transform are to the unit circle the sharper the phase change at frequencies in their vicinity. These sharp variations are the principle cause of the difficulty of phase unwrapping.

Chapter 2

Existing Algorithms to Compute the Unwrapped Phase

When the complex cepstrum is computed, the discrete Fourier transform (DFT) is used instead of the DTFT. The DFT is a sampled version of the DTFT, usually at the roots of unity $\omega = 2\pi k/N$ where $k \in \mathbb{Z}$ and $N \in \mathbb{N}$.

$$\begin{aligned}\hat{X}[k] &= \hat{X}(e^{j2\pi k/N}) \\ &= \log |X[k]| + j \arg |X[k]|\end{aligned}$$

Hence, only the corresponding samples of the unwrapped phase are needed. This section will describe several existing algorithms to compute these samples.

2.1 Phase Unwrapping by Detecting Discontinuities

The unwrapped phase can be obtained from the principal value of the phase, as in equation 1.14, by detecting and removing the discontinuities introduced by the arctangent routine. One way to implement this is by finding and removing differences between adjacent samples of the principal value that are greater than π in magnitude

[1]. The algorithm starts by calculating $\Delta[k]$, the first difference of the samples of the principal value, using

$$\Delta[k] = \text{ARG}|X[k+1]| - \text{ARG}|X[k]|. \quad (2.1)$$

Next, any values of $\Delta[k]$ that lie outside the range $[-\pi, \pi[$ get wrapped to obtain $W\Delta[k]$ whose values lie within that range ($L[k]$ is an integer function of k):

$$\begin{aligned} W\Delta[k] &= \Delta[k] + 2\pi L[k] \\ \text{such that } -\pi &< W\Delta[k] \leq \pi. \end{aligned} \quad (2.2)$$

A correction sequence will be defined as:

$$C\Delta[k] = W\Delta[k] - \Delta[k] = 2\pi L[k]. \quad (2.3)$$

The unwrapped phase is then obtained by

$$\arg |X[k+1]| = \text{ARG}|X[k+1]| + \sum_{m=0}^{k-1} C\Delta[m]. \quad (2.4)$$

The limitation of this method is that it only uses samples of the principal value of the phase to perform the unwrapping. It also assumes that there is at most a change of π in the unwrapped phase from one sample in frequency to the next. This assumption fails when the phase varies rapidly; the closer the zeros of the z-transform of a signal are to the unit circle the more rapidly its DTFT phase varies. The ability of this method to detect the 2π discontinuities is determined by the distance ($2\pi/N$) between adjacent samples of the phase. This distance is controlled by N , the size of the DFT; therefore, if the DFT size is too small relative to the variation of the phase this method will fail to compute the correct unwrapped phase.

One possible way to check that the correct DFT size is chosen, is to compute the unwrapped phase using progressively longer DFTs until two consecutive unwrapped phase functions match, and assume that is the correct DFT size. An efficient imple-

mentation uses the FFT and increases the size by consecutive powers of two.

This method mainly fails in the following two situations: the first, is when a match is not found before the maximum allowed (by the hardware) DFT size is reached. The second, is when a match is found, but it is not the correct unwrapped phase (i.e. an even larger DFT size would yield a different answer). An example of the latter is shown in Figure 2-1, the unwrapped phases with DFT sizes equal to 2^{14} & 2^{15} matched; however, the correct unwrapped phase function requires a 2^{16} DFT size. Note that the linear phase components are different between the correct and the computed phase functions, thus when they are removed the error between the two functions is no longer limited to be a multiple of 2π as in Figure 2-1 (b).

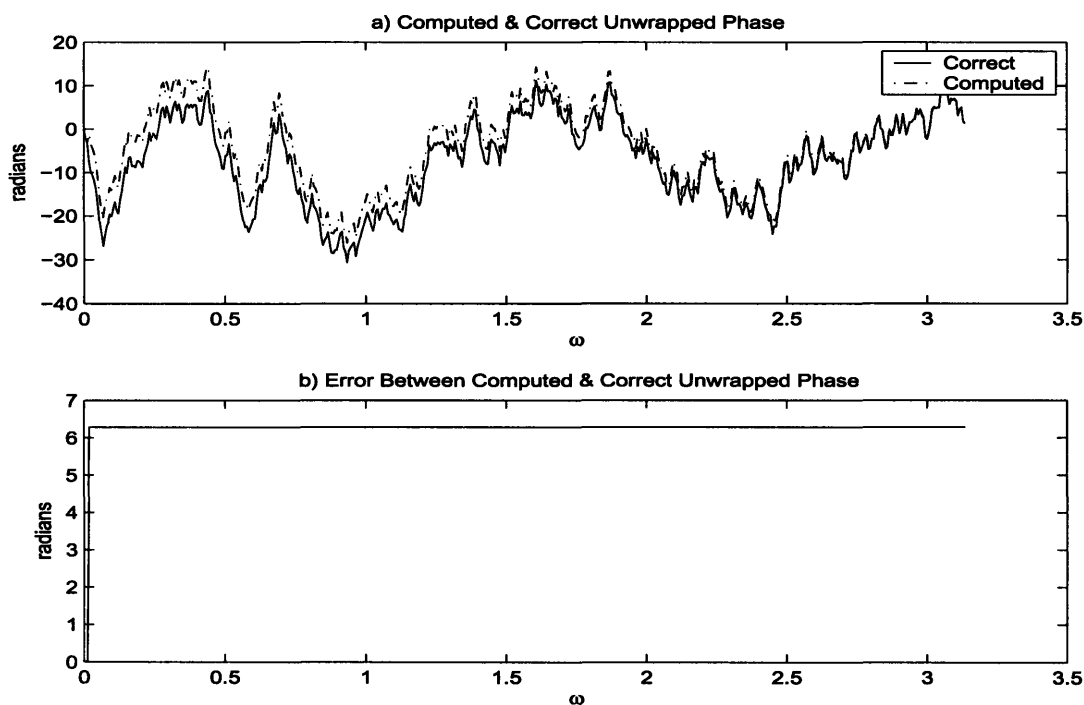


Figure 2-1: a) Correct and computed unwrapped phase functions after removal of linear phase component. b) Error in the correct and computed unwrapped phase (before removal of linear phase component).

2.2 Phase Unwrapping Using Adaptive Numerical Integration

Equation (1.15) suggests that samples of the unwrapped phase can be obtained by numerical integration of samples of the phase derivative. The accuracy of the numerical integration will be limited by the integration step size, which is the distance between adjacent samples. Unfortunately, it does not seem possible to determine *a priori* the DFT size needed to obtain a correct unwrapped phase function.

Tribolet [4] suggested an adaptive numerical integration method. He assumed that the value of the unwrapped phase at the frequency sample ω_k is known, and used the trapezoidal rule to perform the numerical integration and obtain an estimate of the unwrapped phase at ω_{k+1} :

$$\text{a}\hat{\text{r}}\text{g}|X[\omega_{k+1}]| = \text{arg}|X[\omega_k]| + \frac{\omega_{k+1} - \omega_k}{2} \{ \text{arg}'|X[\omega_{k+1}]| + \text{arg}'|X[\omega_k]| \}. \quad (2.5)$$

However, depending on the step size ($\omega_{k+1} - \omega_k$), the obtained value $\text{a}\hat{\text{r}}\text{g}|X[\omega_{k+1}]|$ may be inconsistent relative to $\text{ARG}|X[\omega_{k+1}]|$. The calculated value is assumed inconsistent when:

$$|\text{a}\hat{\text{r}}\text{g}|X[\omega_{k+1}]| - \text{ARG}|X[\omega_{k+1}]| + 2\pi l[\omega_{k+1}]| \geq \varepsilon, \quad (2.6)$$

where $l[\omega_{k+1}]$ is an integer and ε is a set threshold. If the calculated value of $\text{a}\hat{\text{r}}\text{g}|X[\omega_{k+1}]|$ is considered inconsistent then the step size $\omega_{k+1} - \omega_k$ is halved. Equations (2.5) and (2.6) are then repeated until a consistent estimate of the unwrapped phase is obtained. The unwrapped phase at sample ω_{k+1} is then computed by:

$$\text{arg}|X[\omega_{k+1}]| = \text{ARG}|X[\omega_{k+1}]| + 2\pi l[\omega_{k+1}] \quad (2.7)$$

This method becomes less appealing the closer the zeros of the z-transform of the signal are to the unit circle. As was observed in Section 1.3, the closer a zero is to the unit circle the faster the unwrapped phase will vary in the vicinity of that zero, and

in consequence the smaller the integration step size needs to be. The smaller step size is obtained by repeated iterations of the step size adaptation. Hence, this algorithm will become more computationally intensive as more of the zeros of the z-transform of the signal approach the unit circle.

An issue of greater concern with this method is that a false yet consistent (according to (2.6)) estimate of a sample of the unwrapped phase could be obtained, causing the calculated unwrapped phase to be incorrect. Using a smaller threshold ε will most likely yield a more accurate unwrapped phase. However, this would increase the number of step size adaptations. It is important to note that there is no guarantee that an even smaller step size would not yield a different unwrapped phase function.

Figure 2-2 shows an example that clearly highlights these issues. Consider calculating samples of the unwrapped phase of a signal of length 1024 using adaptive numerical integration. Three different thresholds are used: $\varepsilon = .1, .05, \&.01$. Of these only $\varepsilon = .01$ yields the correct unwrapped phase. As can be seen in the figure the higher thresholds yielded erroneous unwrapped phase functions with the errors equal to multiples of 2π . It is also important to note that a threshold of $.1$ required 2673 iterations of the step size adaptation, while $\varepsilon = .05$ required 3207 and $\varepsilon = .01$ required 5245. These numbers clearly show the inverse relationship between the value of the threshold and computational intensity; in our implementation of this algorithm we used $\varepsilon = .05$.

A modification to this method presented by Scott [5] uses the phase derivative at the two endslopes ($\arg' |X[\omega_{k+1}]|$ & $\arg' |X[\omega_k]|$) individually in the adaptive integration along with their average to improve the confidence of the algorithm.

Another modification [6] to the adaptive integration method used the second derivatives of the phase ($\arg'' |X(e^{j\omega})|$) to perform piecewise polynomial interpolation using cubic splines, as a substitute to the trapezoidal integration used by Tribolet.

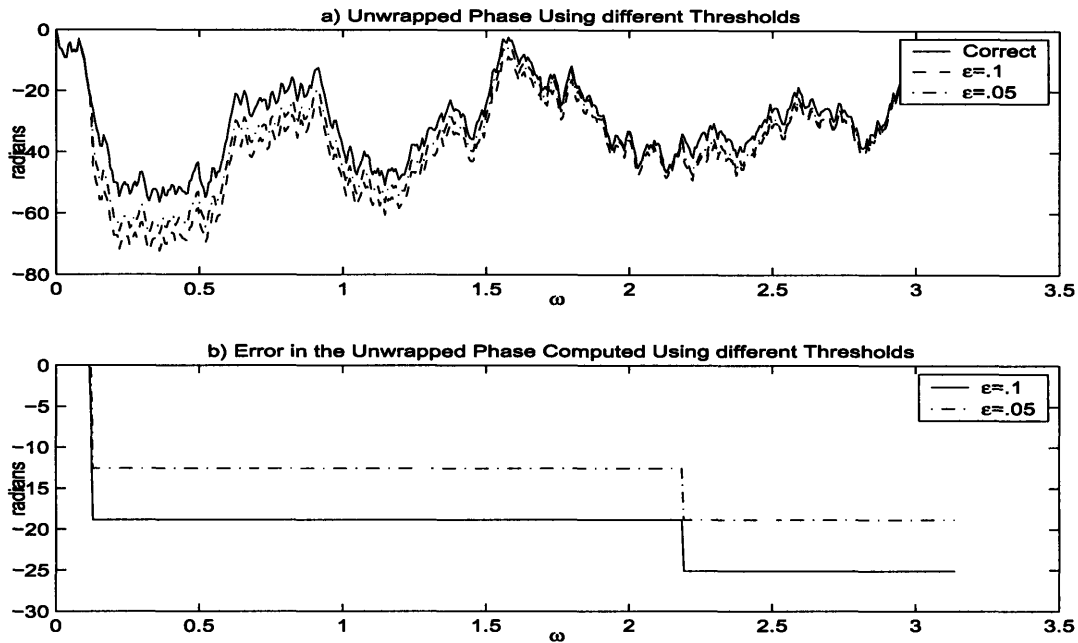


Figure 2-2: a) Unwrapped phase function after removal of linear phase component for different thresholds. b) Error in the computed unwrapped phase for different thresholds.

2.3 Computation of the Unwrapped Phase Using Polynomial Factoring

Steiglitz and Dickinson [7] suggested calculating the roots of the polynomial (z -transform) of a finite length signal. The unwrapped phase is then obtained by adding together the phase contributions of each root, as in Equation (1.16). The success of this method depends on the success of the polynomial factoring algorithm used to calculate the roots.

A new efficient method for factoring high degree polynomials was proposed by Sitton and Burrus [8]. The method uses the Fast Fourier Transform (FFT) to create a search grid around the unit circle by evaluating the z -transform of the signal at evenly spaced samples on concentric circles with radii close to 1 in the z -plane (see Figure 2-3).

Local minima within this grid are used as a rough estimate of the location of zeros,

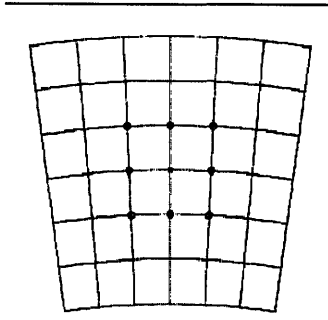


Figure 2-3: A depiction, reproduced from [8], of a sample search grid.

and then Newton's method [9] is used to obtain the exact locations of the zeros. This polynomial factoring algorithm focuses on searching for zeros in the area close to the unit circle, and thus works better on polynomials with zeros clustered closer to the unit circle. However, this factoring method becomes less efficient and is more likely to fail on signals for which the zeros of their z-transforms are farther from the unit circle, and in such cases the correct unwrapped phase cannot be obtained from the factored roots. A detailed explanation of this polynomial factoring algorithm is provided in the next chapter.

2.4 Phase Unwrapping from the Time Series

McGowan [13] presented a method that uses the discrete-time sequence $x[n]$ to determine the additive factor required at each sample in frequency to unwrap the phase. The algorithm is based on finding the integer-valued function $l(\omega_{k+1})$ in the following equation:

$$\arg[X(e^{j\omega_{k+1}})] - \arg[X(e^{j\omega_k})] = -\left\{ \arctan\left[\frac{X_I(e^{j\omega_{k+1}})}{X_R(e^{j\omega_{k+1}})}\right] + \pi l(\omega_{k+1}) \right\}. \quad (2.8)$$

In this case, the *arctan* routine used returns a value for the phase between $-\pi/2$ and $\pi/2$. The term $l(\omega_{k+1})$ is found by tracking how many times the sign of $\frac{X_I(e^{j\omega})}{X_R(e^{j\omega})}$ changes as ω goes through a singularity of the ratio or similarly the change in sign of $X_I(e^{j\omega}) \cdot X_R(e^{j\omega})$ as ω goes through the zeros of $X_R(e^{j\omega})$. For example, as ω

goes through a zero of $X_R(e^{j\omega})$ and the sign of $X_I(e^{j\omega}) \cdot X_R(e^{j\omega})$ changes from $+ve$ to $-ve$, $l(\omega_{k+1})$ is incremented by one and it is decremented by one as the sign of $X_I(e^{j\omega}) \cdot X_R(e^{j\omega})$ goes from $-ve$ to $+ve$. To calculate the number of sign changes $l(\omega_{k+1})$ at each ω_{k+1} the discrete-time sequence and Sturm Polynomials [14] are used.

This method unwraps the phase at any frequency directly from the time series without the need to obtain the unwrapped phase of any intermediate values. Also the unwrapped phase at a certain frequency can be obtained from a fixed number of calculations. However, a major limitation of this method is that it is restricted to extremely short time sequences. An improvement on this method, that allows for longer time sequences, was presented by Long [15]. This improvement, however, becomes less accurate as the signal length increases due to computational errors.

2.5 Iterative Method to Compute the Unwrapped Phase

This method proposed by Quatieri and Oppenheim in [17] computes the unwrapped phase of the DTFT of an input $x[n]$ in the following steps:

1. Iterative techniques are used to compute a minimum-phase sequence $x_{mp}[n]$ from the principal value of the phase of the mixed-phase input sequence $x[n]$ with the linear-phase component removed.
2. The log of the magnitude of the DTFT of the minimum-phase sequence $\log |X(e^{j\omega})|$ is then used to compute the unwrapped phase $\arg |X_{mp}(e^{j\omega})|$ of $x_{mp}[n]$ using the Hilbert transform relationships [2] of minimum-phase sequences.
3. The unwrapped phase $\arg |X(e^{j\omega})|$ is then obtained by adding the linear-phase component removed in step 1 to $\arg |X_{mp}(e^{j\omega})|$.

This was successfully tested in [17] on simple mixed-phase sequences. However, no results are presented in [17] for long sequences and it suffers from several complications. Specifically, $x_{mp}[n]$ is infinite in length even if $x[n]$ is finite length; therefore,

the DFT size used in the iteration needs to be large enough to ensure aliasing will not occur. Another issue with this algorithm is that it requires the linear phase component of the phase of $x[n]$ to be known *a priori* which is in general not the case.

2.6 Phase Unwrapping by Isolating Sharp Zeros

The method presented in [18] uses the locations of the zeros of the signal that are close to the unit circle to compute the unwrapped phase. The method attempts to determine the radial positions of sharp zeros within segments of the z-plane. A segment is the frequency step between two consecutive samples of the DFT ($2\pi/N$). Sharp zeros as defined in [18] are ones that are close to the unit circle, particularly whose radii are between .99 and 1.01. A zero is in a segment if it lies between the two radial lines that pass through the DFT sample points and extend to infinity. The algorithm develops and uses two measures to obtain the radial positions:

1. Phase derivative with respect to radial distance, which is the derivative with respect radial distance of the phase change across a segment.
2. Phase derivative at any frequency sampling point k with respect to radial distance.

Once the radial positions of the sharp zeros within a segment are computed, they are used to determine the theoretical phase change across that segment. This is then compared to the change in the principal value over that segment to obtain the appropriate multiple of 2π required to unwrap the phase.

This method performs well provided the signal does not have many sharp zeros clustered close to each other. When such clustering occurs a sharp zero might be missed resulting in a false unwrapped phase.

2.7 Summary

Of the methods presented in this section only the first three are of particular interest to us. Phase unwrapping by detecting discontinuities (DD) and by adaptive numerical integration (ANI) are the most widely used methods, and recent advances in polynomial factoring [8] have made computation of the unwrapped phase by polynomial factoring (PF) a more attractive method.

Both DD and ANI assume that there is a limit to how fast the unwrapped phase may vary in frequency. However, Section 1.3 demonstrated that the unwrapped phase has sharp variations near zeros that are close to the unit circle. Therefore, these methods will perform poorly on signals that have most of their z-transform zeros clustered near the unit circle. The polynomial factoring algorithm presented in [8] is capable of factoring high degree polynomials whose zeros are located close to the unit circle. Thus, using this factoring algorithm in PF leads to correct computation of the unwrapped phase for signals that cause DD and ANI to perform poorly. The fact that PF is complementary to both DD and ANI motivates the proposed composite methods presented in Chapter 4.

Chapter 3

Method for Factoring High Degree Polynomials

In [7] a new method for factoring high degree polynomials was presented that can factor polynomials with random coefficients with degree as high as a million. This algorithm uses the property that zeros of polynomials with random coefficients cluster in an annulus around the unit circle, and the area of the annulus gets smaller as the degree increases, as presented in Appendix A. This property allows the algorithm to focus the search for zeros in the vicinity of the unit circle.

3.1 Outline of the Algorithm

1. A search grid that is dense near the unit circle is created by sampling the z -plane at concentric circles. This is done by expanding and contracting the z -plane (by applying an exponential weighting to the input) and then computing its FFT.
2. The grid is searched for local minima. These present candidate locations for the zeros of the signal.
3. The candidate locations from step 2 are then polished using Newton's [9] or Laguerre's [12] method, and duplicates are removed. The convergence of Newton's

method is quadratic, while that of Laguerre is cubic.

4. If the search missed some roots then the computed roots are used to deflate the original polynomial to obtain one of lower degree.
5. The deflated polynomial is then factored, and the newly found roots polished against the original polynomial.
6. Ideally steps 4 and 5 are repeated until all roots are found. However, the deflation process is highly prone to errors. When deflation fails, the algorithm returns to step 1 and searches over a denser grid.

3.2 Deflation Failure

One of the major sources of error in this polynomial factoring algorithm, is the deflation step. Deflation errors usually happen when either the input polynomial is ill-conditioned or the resulting deflated polynomial is ill-conditioned, i.e. one for which a slight change in the coefficients results in a large change in the zero locations. Below is an example of deflation failure. This example is taken from the authors of this factoring algorithm.

Consider a well conditioned polynomial of degree 1000 with coefficients drawn from a zero mean independent identically distributed uniform distribution. Assume the grid searching and polishing found 986 of the 1000 zeros of the z-transform of the signal. Moreover, assume the remaining 14 zeros are located near $z = 1$ in the z-plane, as shown in Figure 3-1(a).

The zeros found are then used to deflated the original polynomial. The resulting fourteenth degree polynomial has zeros that are plotted in Figure 3-1(b). Comparing these zero locations to the ones in Figure 3-1(a) shows that the deflation failed.

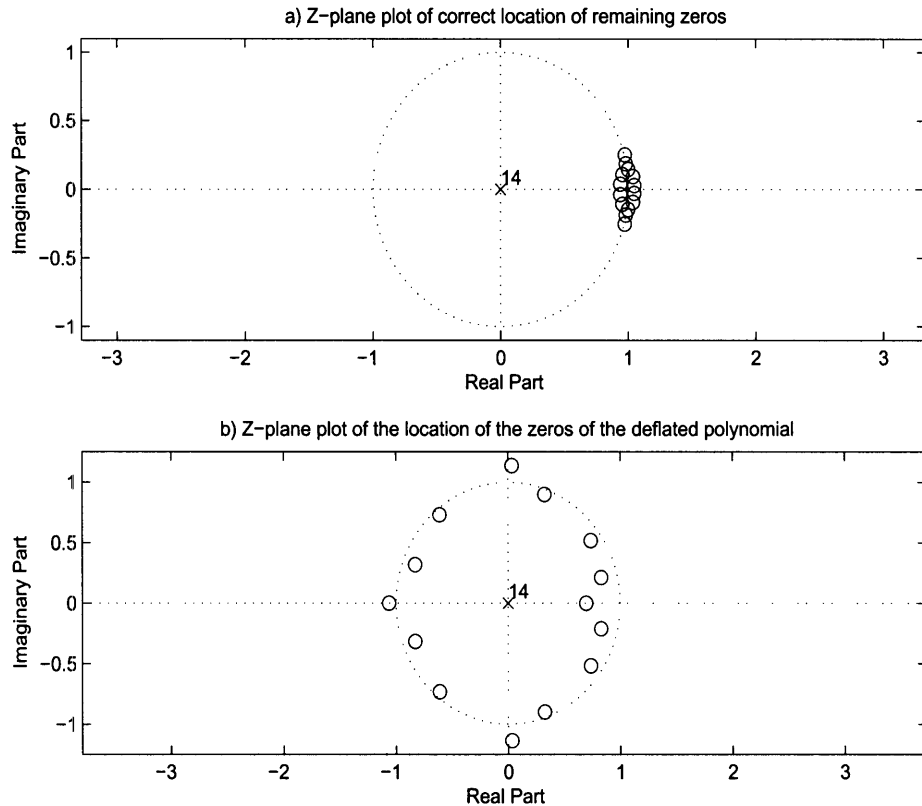


Figure 3-1: a) Z-plane plot showing the correct location of the remaining 14 zeros. b) Z-plane plot showing the zero locations of the deflated polynomial.

3.3 Discussion

This factoring algorithm focusses its search for zeros in the vicinity of the unit circle. Hence, this algorithm performs well on polynomials with zeros that cluster in a tight annulus around the unit circle. Appendix A shows that polynomials with coefficients that are i.i.d. random variables exhibit this property. Moreover, this property also holds for polynomials whose coefficients are samples of naturally occurring physical signals such as speech and Electroencephalography (EEG). However, when the assumption of the zeros clustering around the unit circle does not hold, this method will perform poorly and may even fail to factor the polynomial. Another case where this method could fail is when the input polynomial is ill-conditioned.

Chapter 4

Proposed Composite Methods

This chapter will present two new methods for phase unwrapping that are capable of reliably computing the unwrapped phase in situations where the existing algorithms may fail.

4.1 Motivation

Phase unwrapping by detecting discontinuities (DD) presented in Section 2.1 and phase unwrapping by adaptive numerical integration (ANI) presented in Section 2.2 are the most frequently used in practice. These methods become inefficient and may fail as the zeros of the z-transform of the signal approach the unit circle. This limitation is of concern because, as was presented in Appendix A, sampled natural physical signals tend to have their zeros clustered in a tight annulus around the unit circle. Moreover, the area of the annulus decreases with increasing signal size. On the other hand, computation of the unwrapped phase by polynomial factoring (PF) using the algorithm presented in Chapter 3 performs best when all the zeros are close to the unit circle. Consequently, we conclude that the DD and ANI methods tend to be complementary to the PF method: DD and ANI perform poorly when PF performs well and vice versa. This motivates an algorithm that uses polynomial factoring with either DD or ANI, and combines their strengths while avoiding their weaknesses.

4.2 Overview

The proposed composite methods consider any signal $x[n]$ as a convolution of two signals $x_{UC}[n]$ and $x_{rem}[n]$.

$$x[n] = x_{rem}[n] * x_{UC}[n] \quad \& \quad X(z) = X_{rem}(z)X_{UC}(z) \quad (4.1)$$

$X_{UC}(z)$ contains the zeros of $X(z)$ that are problematic for DD and ANI, i.e. zeros that are closer to the unit circle (z_{UC}), and $X_{rem}(z)$ contains the remaining zeros of $X(z)$.

The proposed algorithm is a five step process:

- 1- Use polynomial factoring to find the zeros that are clustered near the unit circle, i.e. zeros of $X_{UC}(z)$.
- 2- Calculate the unwrapped phase contribution ($\arg |X_{UC}(e^{j\omega})|$) of these zeros.
- 3- Obtain $x_{rem}[n]$ by deconvolving $x_{UC}[n]$ from $x[n]$.
- 4- Use either the DD or ANI algorithm to unwrap the phase contribution of the remaining zeros to get $\arg |X_{rem}(e^{j\omega})|$.
- 5- Add the unwrapped phase calculated in step 2 and in step 4 to obtain the total unwrapped phase.

$$\arg |X(e^{j\omega})| = \arg |X_{UC}(e^{j\omega})| + \arg |X_{rem}(e^{j\omega})| \quad (4.2)$$

This five step process is a simplification of the actual proposed algorithm, and assumes that $x_{rem}[n]$ can correctly be calculated by deflation. However, this is in many cases not true; therefore, step 4 cannot be directly applied. Modifications are made to the DD and ANI methods to accomodate these cases. These modifications require the original signal $x[n]$ and z_{UC} as inputs. Figure 4-1 is a block diagram representation of the proposed algorithms. The next sections of this chapter will describe the details of the polynomial factoring part, and those of the modified DD and ANI algorithms.

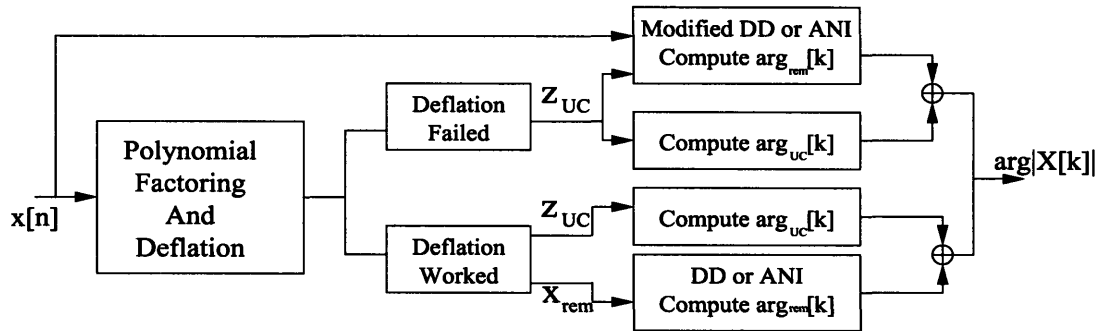


Figure 4-1: Overview block diagram.

4.3 Polynomial Factoring and Deflation

The concepts of polynomial factoring and deflation in the algorithm are taken from Sittou and Burrus [8]. MATLAB code downloaded from the website [11] of the authors of [8] was modified and used to implement this part of the algorithm.

4.3.1 Steps to Find Zeros Close to the Unit Circle

This section briefly outlines the process used to search for zeros of the z-transform of a signal that are close to the unit circle.

1. Create a search grid that is dense around the unit circle.
2. Find local minima, and use them as candidate locations for roots.
3. Polish the candidate locations using Laguerre's algorithm to obtain the correct location.
4. Remove any duplicates (zeros that polished to the same location) from the set of computed zeros.
5. Deflate the input polynomial using the computed roots.
6. (a) If deflation worked, output the computed zeros and the deflated polynomial, $x_{rem}[n]$.
 (b) If deflation failed, and this is the first iteration through these steps, repeat all the steps while using a denser search grid in step 1.

- (c) If deflation failed, and this is the second iteration, output the computed zeros.

Our experience showed that a max of two iterations should be allowed to attempt to obtain a deflated polynomial because a third iteration increases computation time and in most cases does not help. It is important to note that this section of the algorithm finds most of the zeros that are close to the unit circle, but will usually miss a few: this is mainly because the signal may have multiple zeros that are very close to each other.

A block diagram outlining these steps is shown in Figure 4-2. The following sections will describe in detail how the search grid was created, and how the polynomial deflation was performed.

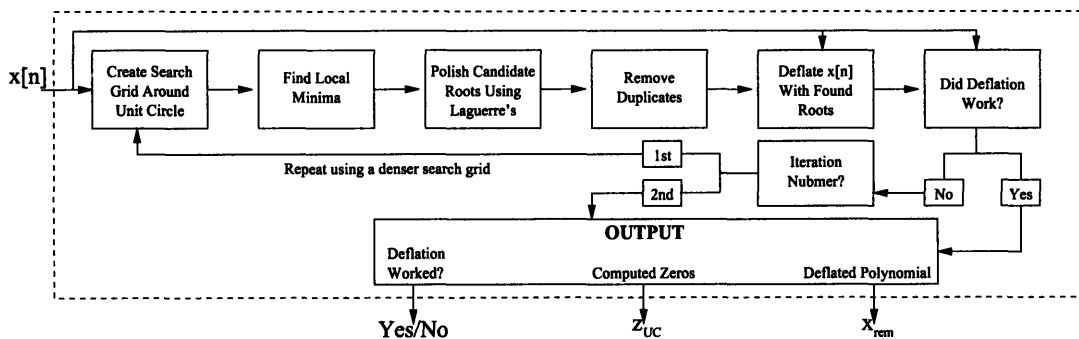


Figure 4-2: Polynomial factoring and deflation block diagram.

4.3.2 Search Grid

The search grid is created by sampling the z-plane on concentric circles of varying radii. This sampling is performed by applying exponential weighting to the input sequence and then taking the DFT of the weighted sequence. Applying exponential weighting to a signal refers to a pointwise multiplication of the signal with a positive sequence α^n

$$x_{exp}[n] = \alpha^n x[n].$$

Taking the DFT of $x_{exp}[n]$ is equivalent to sampling the z-transform of $x[n]$ at a radius α^{-1} :

$$\begin{aligned}
 X_{exp}(e^{j\frac{2\pi k}{N}}) &= \sum_{n=-\infty}^{\infty} \alpha^n x[n] e^{-j\frac{2\pi kn}{N}} \\
 &= \sum_{n=-\infty}^{\infty} x[n] (\alpha^{-1} e^{j\frac{2\pi k}{N}})^{-n} \\
 X_{exp}(e^{j\frac{2\pi k}{N}}) &= X(\alpha^{-1} e^{j\frac{2\pi k}{N}}). \tag{4.3}
 \end{aligned}$$

The grid is chosen so that it is denser near the unit circle: as the unit circle is approached the concentric circles are more closely spaced and the number of samples (size of DFT) on each of the circles increases. A sample search grid is shown in Figure 4-3.

As is shown in the figure, the search grid only spans the inside of the unit circle. To

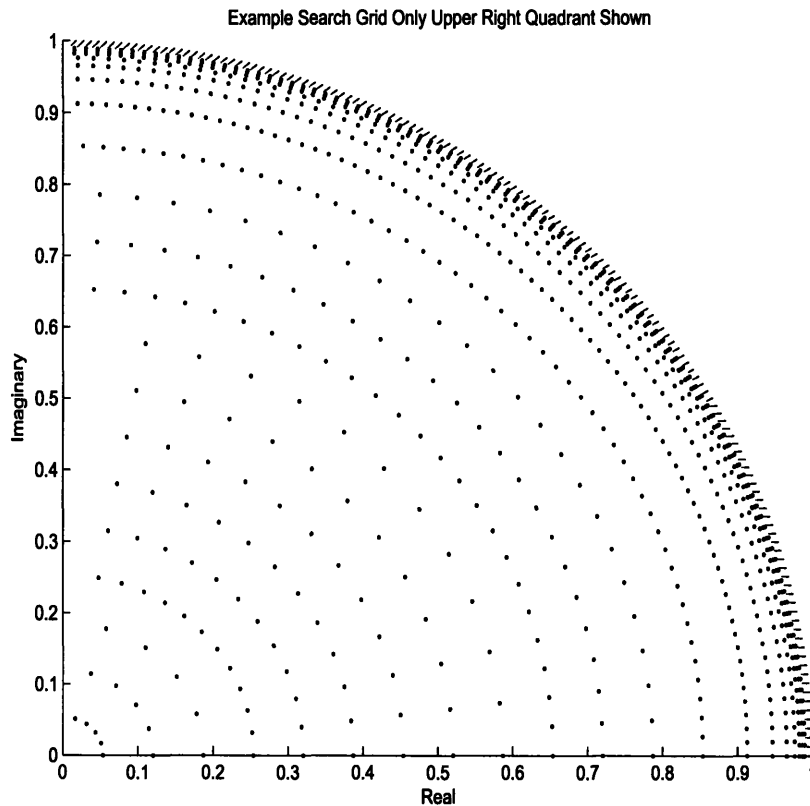


Figure 4-3: Sample search grid, only upper right hand quadrant shown.

obtain samples on concentric circles outside the unit circle the time-reversed signal $x[-n]$ is used. A zero z_o of $x[-n]$ corresponds to a zero z_o^{-1} of $x[n]$ [1] because

$$\text{z-transform}\{x[-n]\} = X(1/z).$$

The goal of the grid search is to find candidate locations of zeros that are close to the unit circle. However, as is observed in Figure 4-3 the choice of grid covers the whole of the inside of the unit circle. The reason for this is that restricting the search to an area around the unit circle does not considerably speed up the algorithm (since the grid becomes sparse away from the unit circle). Also our experience showed that not restricting the grid found more zeros which led the deflation step to be more likely to succeed. In general, the majority of the candidate locations found by the grid correspond to zeros that are close to the unit circle.

4.3.3 Deflation

The deflation step attempts to obtain a polynomial $x_{rem}[n]$ of lower degree by removing the contributions of the computed zeros from the input polynomial. The deflation separates the computed zeros into two different groups: those that are close to the unit circle, and those that are not. The zeros far away from the unit circle are un-factored into a polynomial $x_{far}[n]$ which is then used to deflate $x[n]$ and obtain an intermediate polynomial $\tilde{x}[n]$; this deflation is carried out in the frequency domain using point-wise division

$$\tilde{X}[k] = X[k]/X_{far}[k].$$

The zeros close to the unit circle are un-factored to form a polynomial $x_{close}[n]$ which is then used to deflate $\tilde{x}[n]$ and obtain $x_{rem}[n]$; this deflation is done as a time domain deconvolution to avoid division by very small numbers that occur in $X_{close}[k]$.

To check if deflation has worked, a polynomial $x_{rec}[n]$ is formed as

$$x_{rec}[n] = x_{rem}[n] * x_{far}[n] * x_{close}[n],$$

and compared to the input polynomial $x[n]$.

4.4 Modified DD and ANI Algorithms

When deflation fails, $x_{rem}[n]$ cannot be obtained. Thus, the DD and ANI algorithms cannot be directly applied. This section shows how these algorithms can be modified to compute $\arg |X_{rem}[k]|$, without access to $x_{rem}[n]$, using only the input signal $x[n]$ and the computed roots z_{UC} .

4.4.1 Modified DD Algorithm

To apply the DD phase unwrapping algorithm all that is needed are samples of the wrapped phase $\text{ARG}|X_{rem}[k]|$ of $x_{rem}[n]$ (refer to Section 2.1).

$\text{ARG}|X_{rem}[k]|$ can be computed by the following steps:

1. Compute $\text{ARG}|X[k]|$, samples of the wrapped phase of $x[n]$, using the arctangent routine.
2. Compute $\arg |X_{UC}[k]|$ from the computed roots z_{UC} by summing the individual phase contributions of each zero.
3. Subtract modulo 2π the unwrapped phase of the computed roots from the wrapped phase of the input $x[n]$,

$$\arg |X_{rem}[k]| = \text{mod}\{\text{ARG}|X[k]| - \arg |X_{UC}[k]|\}_{2\pi}. \quad (4.4)$$

4.4.2 Modified ANI Algorithm

In ANI (Section 2.2) samples of the wrapped phase $\text{ARG}|X_{rem}[k]|$ and samples of the phase derivative $\arg'|X_{rem}[k]|$ of $x_{rem}[n]$ are needed. The previous section showed how $\text{ARG}|X_{rem}[k]|$ can be computed. Similarly, $\arg'|X_{rem}[k]|$ can be computed in the following steps:

1. Compute $\arg'|X[k]|$, samples of the phase derivative of $x[n]$, using

$$\arg'|X[k]| = \Im\left\{\frac{X'[k]}{X[k]}\right\}.$$

2. Compute $\arg'|X_{UC}[k]|$ from the computed roots z_{UC} by summing the individual phase derivative contributions of each zero.
3. Subtract the phase derivative of the computed roots from the phase derivative of the input $x[n]$,

$$\arg'|X_{rem}[k]| = \arg'|X[k]| - \arg'|X_{UC}[k]|.$$

This algorithm also requires that the step size be reduced when the numerical integration fails to produce consistent results (Section 2.2). With each step size reduction a new sample of $\text{ARG}|X_{rem}(e^{j\omega})|$ and $\arg'|X_{rem}(e^{j\omega})|$ is required. This can be done using the same steps described above for one DFT point.

4.5 Robustness To Errors In Factored Zeros

The polynomial factoring part of the algorithm also computes an estimate of the error of each polished root. The error estimate, as proposed in the code obtained from [11], is based on the Newton correction $-f(z)/f'(z)$ evaluated at the location of the polished zero. Errors incurred by the polynomial factoring section of the algorithm may cause the deflation to fail; however, in general they will not translate into errors in the unwrapped phase.

To see this, consider a signal $x[n]$ with the following z-transform and unwrapped phase

$$X(z) = X_{rem}(z)(1 - z_0 z^{-1}) \quad (4.5)$$

$$\arg |X(e^{j\omega})| = \arg |X_{rem}(e^{j\omega})| + \arg |(1 - z_0 e^{-j\omega})|. \quad (4.6)$$

We assume that the polynomial factoring algorithm erroneously computed a zero at \tilde{z}_0 instead of z_0 . Therefore, the wrapped phase and the phase derivative of the input deflated by the computed root are

$$\text{ARG}|\tilde{X}_{rem}(e^{j\omega})| = \text{ARG}|X_{rem}(e^{j\omega})| + \text{ARG}|(1 - z_0 e^{-j\omega})| - \text{ARG}|(1 - \tilde{z}_0 e^{-j\omega})|$$

and

$$\arg' |\tilde{X}_{rem}(e^{j\omega})| = \arg' |X_{rem}(e^{j\omega})| + \arg' |(1 - z_0 e^{-j\omega})| - \arg' |(1 - \tilde{z}_0 e^{-j\omega})|.$$

Performing the unwrapping of $\text{ARG}|\tilde{X}_{rem}(e^{j\omega})|$ using either the modified DD or the modified ANI algorithms yields:

$$\arg |\tilde{X}_{rem}(e^{j\omega})| = \arg |X_{rem}(e^{j\omega})| + \arg |(1 - z_0 e^{-j\omega})| - \arg |(1 - \tilde{z}_0 e^{-j\omega})|.$$

Finally, combining the unwrapped phase of the found roots with that of $\tilde{X}_{rem}(e^{j\omega})$ gives the unwrapped phase of $X(e^{j\omega})$:

$$\begin{aligned} \arg |X(e^{j\omega})| &= \arg |\tilde{X}_{rem}(e^{j\omega})| + \arg |(1 - \tilde{z}_0 e^{-j\omega})| \\ &= \arg |X_{rem}(e^{j\omega})| + \arg |(1 - z_0 e^{-j\omega})| - \arg |(1 - \tilde{z}_0 e^{-j\omega})| + \arg |(1 - \tilde{z}_0 e^{-j\omega})| \\ &= \arg |X_{rem}(e^{j\omega})| + \arg |(1 - z_0 e^{-j\omega})| \end{aligned} \quad (4.7)$$

Thus, we have shown that an error in a zero location due to the first section of the algorithm will be absorbed into the second section as the phase contribution of a pole, and will not affect the final computed unwrapped phase. It is important

to note, however, that if the errors are large they will interfere with the DD and ANI algorithms; therefore, zeros whose errors estimates are large are removed. Our experience has led us to remove zeros whose estimated errors were larger than 10^{-6} .

4.6 Summary

The two proposed composite algorithms for computing the unwrapped phase exploit the fact that PF is complementary to DD and ANI. PF favors signals whose z-transform zeros are tightly clustered near the unit circle. DD and ANI favor signals whose z-transform zeros are located far from the unit circle. By combining these algorithms it is possible to unwrap the phase of most mixed-phase input signals, regardless of the distribution of their zeros.

The first proposed composite algorithm (CA1) combines polynomial factoring (Section 4.3) with phase unwrapping by detecting discontinuities (Section 2.1). The second proposed composite algorithm (CA2) combines polynomial factoring with phase unwrapping by adaptive numerical integration. CA2 is more accurate than CA1 due to the consistency test in ANI (Section 2.2); in our implementation of CA2 the threshold in the consistency test is chosen to be $\varepsilon = .05$.

The next chapter presents experimental results that demonstrate the superiority of the proposed algorithms over the existing.

Chapter 5

Algorithm Evaluation

This chapter presents experimental results that demonstrate the superiority of the proposed composite algorithms over the existing methods. We compare phase unwrapping by detecting discontinuities (Section 2.1), phase unwrapping by adaptive numerical integration (Section 2.2), phase unwrapping by polynomial factoring (Section 2.3), and both proposed composite algorithms CA1 and CA2 . The criterion for comparison is both speed and accuracy. The signals that are used to evaluate these algorithms are:

1. A synthetic signal with z-transform zeros that are clustered near the unit circle.
2. A synthetic signal with z-transform zeros that are away from the unit circle.
3. A synthetic signal with z-transform zeros that are both close to and far away from the unit circle.
4. A large number of synthetic signals with z-transform zeros whose locations are randomly chosen in the z-plane.
5. Sampled physical signals, specifically speech and EEG signals.
6. Filtered speech and EEG signals.

For the first three synthetic signals and the sampled physical signals a table will be used to summarize the performance of the different phase unwrapping algorithms.

The table consists of the following:

1. Whether the algorithm correctly computes the unwrapped phase.
2. Run time of a MATLAB implementation of the algorithm on a PC with a 1.6GHz Pentium M processor and 512 MB of RAM.
3. Additional relevant details:
 - (a) Number of step size adaptation iterations required to unwrap the phase of $x[n]$ and $x_{rem}[n]$ in ANI and CA2 respectively.
 - (b) Size of DFT used to unwrap the phase of $x[n]$ and $x_{rem}[n]$ in DD and CA1 respectively.

Our evaluation using the large number of synthetic signals is based on the average run time of the algorithms and percentage of times the algorithms correctly computed the unwrapped phase.

In this thesis we only consider real-valued signals; however, with minor modifications the algorithms perform in a similar fashion when applied to complex-valued input signals.

5.1 Algorithm Evaluation Using Synthetic Signals

This section uses synthetic signals to compare the different phase unwrapping algorithms. Since we generate the data, the exact locations of the roots are known and therefore from Section 2.3 the correct unwrapped phase can be computed and used to check the different algorithms. The locations of the zeros are chosen to evaluate algorithm performance for three main classes of signals:

1. signals with z-transform zeros that cluster near the unit circle.
2. signals with z-transform zeros that lie far away from the unit circle.
3. signals with z-transform zeros that are located both close to and away from the unit circle.

We also evaluate the performance using a large number of synthetic signals whose zero locations are randomly chosen to span these classes.

The synthetic signals are generated as a convolution of several exponentially weighted random real coefficient (either uniformly or normally distributed) signals. As is presented in Appendix A zeros of polynomials with random coefficients are clustered in a tight annulus around the unit circle. Applying exponential weighting to a sequence (4.3.2) changes the center radius of the annulus. Therefore, the zeros of the z-transform of the generated synthetic signals are in concentric annuli of varying center radii.

5.1.1 Synthetic Signal with Zeros Close to the Unit Circle

We generate a signal, of length=4093, with z-transform zeros concentrated in annuli with center radii of: 1,.9999 & 1/.9999. Figure 5-1 (a) shows the histogram of the distribution of the radii the zeros.

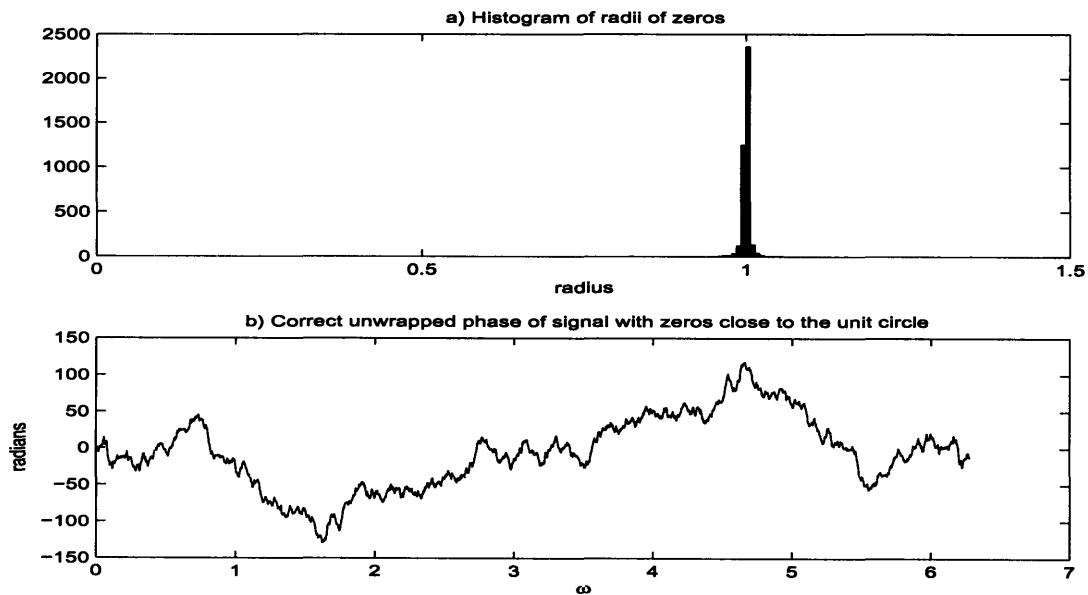


Figure 5-1: Results for the synthetic signal with zeros close to the unit circle.

Method	Correct	Run Time	Details
DD	No	0.5sec	DFT size used $N=2^{32}$
ANI	Yes	86.83sec	Number of step size adaptations=11572
PF	Yes	49.6sec	Factoring worked
CA1	Yes	17.47sec	DFT size used $N=2^{13}$
CA2	Yes	45.8sec	Number of step size adaptations=105

Table 5.1: Results for the synthetic signal with zeros close to the unit circle.

As we see from Table 5.1 PF works well, while DD and ANI perform poorly. Specifically, DD fails, and even though ANI correctly unwraps the phase it is highly inefficient, requiring 11572 step size adaptations and 87 seconds to run. On the other hand, in CA2 the polynomial factorization finds and removes most of the zeros close to the unit circle. Therefore, the phase contribution of the remaining zeros is unwrapped using only 105 step size adaptations.

5.1.2 Synthetic Signal with Zeros Far from the Unit Circle

We generate a signal, of length=4093, with z-transform zeros concentrated in annuli with center radii of: .9, .8 & 1/.9. Figure 5-2 (a) shows the histogram of the distribution of the radii of the zeros.

Method	Correct	Run Time	Details
DD	Yes	0.1sec	DFT size used $N=2^4$
ANI	Yes	.2sec	Number of step size adaptations=0
PF	No	N/A	Factoring failed
CA1	Yes	1.92sec	DFT size used $N=2^{13}$
CA2	Yes	2.1sec	Number of step size adaptations=0

Table 5.2: Results for the synthetic signal with zeros far from the unit circle.

As we see from Table 5.2 DD and ANI correctly and efficiently unwrap the phase. Specifically, ANI requires no step-size adaptation and calculates the correct phase in only .2 seconds. This signal also shows an example where PF fails to factor the signal.

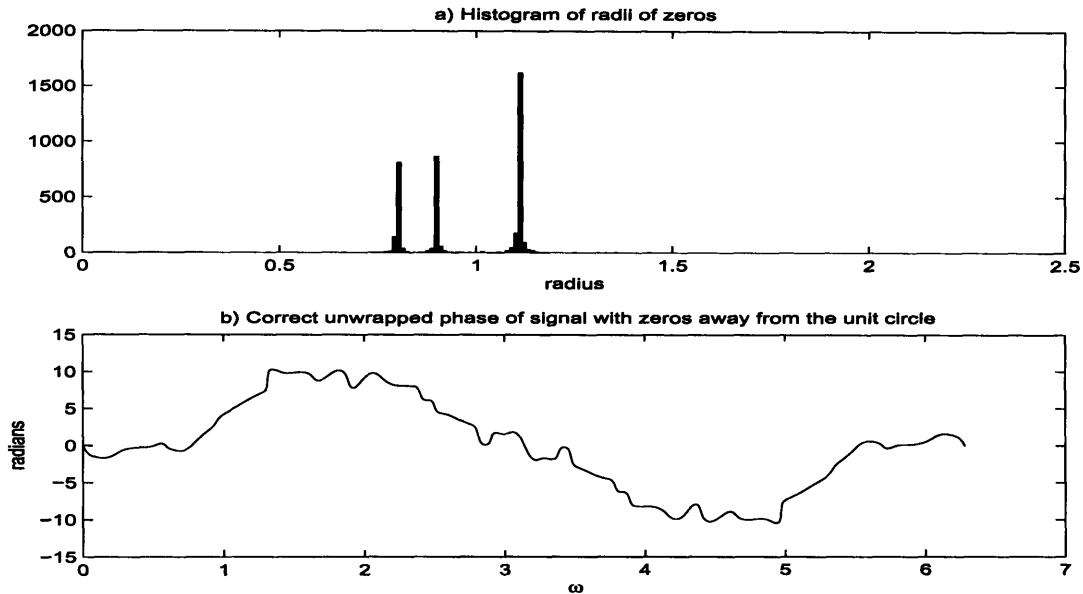


Figure 5-2: Results for the synthetic signal with zeros far from the unit circle.

5.1.3 Synthetic Signal with Zeros Close to and Far from the Unit Circle

We generate a signal of length=4093, with z-transform zeros concentrated in annuli with center radii of: 1, .9, .999, & 1/.9. Figure 5-3 (a) shows the histogram of the distribution of the radii of the zeros.

Method	Correct	Run Time	Details
DD	No	0.57sec	DFT size used $N=2^{32}$
ANI	Yes	43.27sec	Number of step size adaptations=8398
PF	No	N/A	Factoring failed
CA1	Yes	8.02sec	DFT size used $N=2^{13}$
CA2	Yes	30.5sec	Number of step size adaptations=56

Table 5.3: Results for the synthetic signal with zeros close to and far from the unit circle.

This synthetic signal illustrates a case where the existing algorithms perform poorly. Specifically, Table 5.3 shows that DD and PF fail, while ANI requires 8398 step size adaptations to correctly unwrap the phase. In this example the advantage

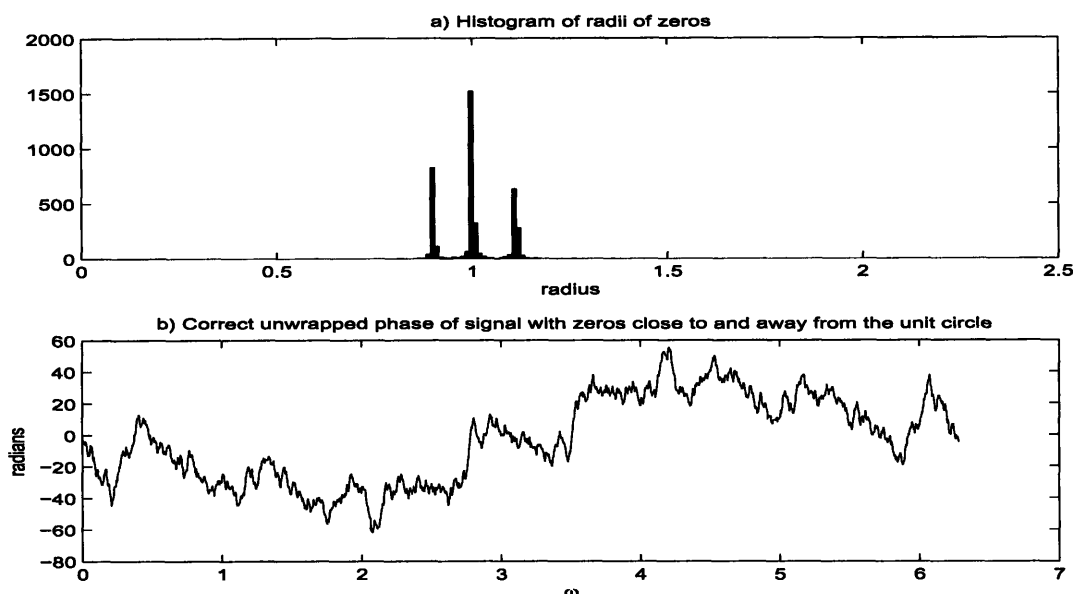


Figure 5-3: Results for the synthetic signal with zeros close to and far from the unit circle.

of the composite algorithms is clear: the polynomial factorization found and removed most of the zeros close to the unit circle leaving a phase function that is unwrapped in only 56 step size adaptations; i.e. the unwrapped phase of $x_{rem}[n]$ varies significantly slower than that of $x[n]$.

5.1.4 Large Number of Synthetic Signals with Randomly Chosen Zeros

We evaluate the algorithms for speed and accuracy using two thousand signals whose z-transform zero locations are randomly chosen to span most possible input signals. The synthetic signals are generated as a convolution of three exponentially weighted random signals, whose coefficients are zero mean uniformly distributed i.i.d. random variables. The signals used are of length 4096 with 510 of their z-transform zeros located in two concentric circles whose center radii are randomly chosen from the range $[0.2, 2.2]$. The rest of the signal's z-transform zeros are located in a tight annulus around the unit circle. Table 5.4 shows the average run time of each algorithm and the percentage of times the correct unwrapped phase was computed. These results

clearly demonstrate the advantage of the composite algorithms over the existing ones.

Method	Percentage Correct	Average Run Time
DD	84.8%	1sec
ANI	84.8%	73sec
PF	48.5%	23sec
CA1	99.75%	8sec
CA2	99.95%	24sec

Table 5.4: Results from 2000 synthetic signals.

5.1.5 Discussion

This section presents examples of the three main classes of signals whose unwrapped phase we would like to correctly compute. The first two examples clearly demonstrate that PF is complementary to DD and ANI. The third example presents a situation where all three existing perform poorly. In all three cases the composite algorithms correctly computed the unwrapped phase, and the signal with z-transform zeros away from the unit circle is the only one where DD and ANI outperform CA1 and CA2. Also, it is clear from evaluating the algorithms on 2000 synthetic signals, that our proposed composite algorithms almost always compute the correct unwrapped phase. An important observation is that CA1 is about three times faster than CA2; however, CA2 only fails once while CA1 fails 5 times.

5.2 Algorithm Evaluation Using Speech Data

This section evaluates algorithm performance using a segment of recorded speech of the utterance “unwrapped phase” sampled at 8kHz (Figure 5-4).

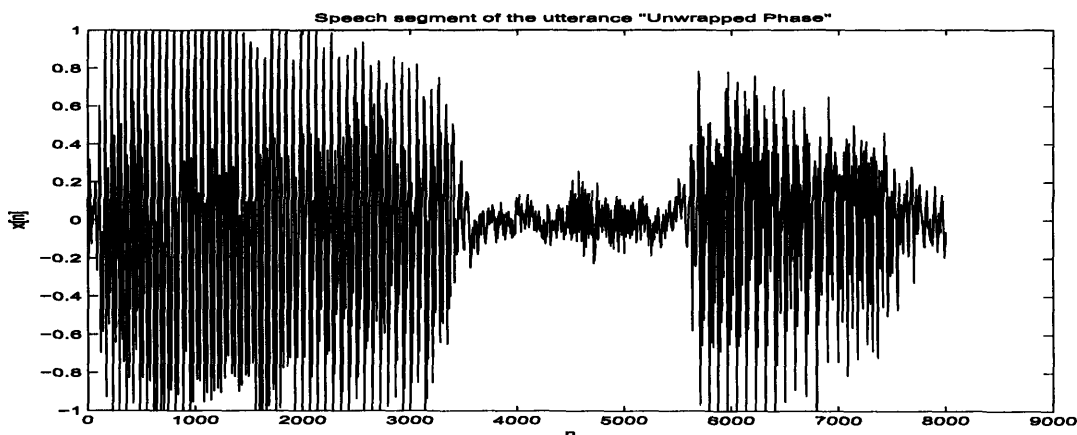


Figure 5-4: Speech segment of the utterance “Unwrapped Phase”.

5.2.1 Speech Data

Figure 5-5 illustrates that the zeros of the z-transform of the speech signal are clustered close to the unit circle. Hence, this speech signal falls into the same class as the synthetic signal in Section 5.1.1. We therefore expect that PF and the composite algorithms will perform well, while DD and ANI will perform poorly. Table 5.5 confirms these expectations, with both DD and ANI failing to provide the correct unwrapped phase.

Method	Correct	Run Time	Details
DD	No	1.87sec	DFT size used $N=2^{64}$
ANI	No	N/A	Failed to unwrap
PF	Yes	26.2sec	Factoring worked
CA1	Yes	17.26sec	DFT size used $N=2^{13}$
CA2	Yes	26.23sec	Number of step size adaptations=59

Table 5.5: Results for speech data.

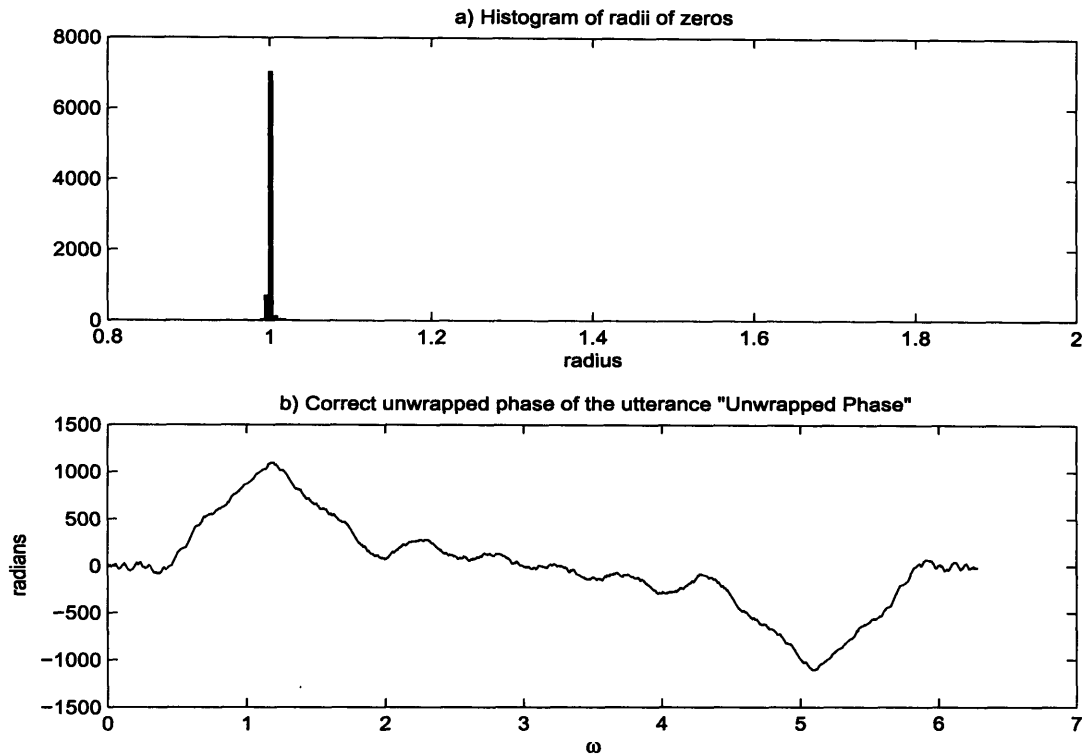


Figure 5-5: Results for speech data.

5.2.2 Filtered Speech Data

In this section the algorithms are evaluated on the speech utterance filtered with a 23rd order Butterworth filter whose cutoff frequency is $\pi/2$. This case is of particular interest because polynomial factoring fails and the roots of the signal are, therefore, unknown. Consequently, it is not possible to check that the computed unwrapped phase is correct. In this situation we consider the unwrapped phase from CA2 to be the correct one, because as was seen in Table 5.4 it is the most accurate. In addition, only 22 step-size adaptations were required in CA2 to unwrap the phase of x_{rem} , this indicates that the polynomial factoring section of the algorithm removed most of the zeros that are problematic for ANI. Thus, the confidence in the computed unwrapped phase is increased.

Method	Correct	Run Time	Details
DD	Assumed Yes	1.91sec	DFT size used $N=2^{64}$
ANI	Assumed Yes	337.12sec	Number of step size adaptations= 20191
PF	No	N/A	Factoring failed
CA1	Assumed Yes	111.802sec	DFT size used $N=2^{16}$
CA2	Assumed Yes	97.34sec	Number of step size adaptations=22

Table 5.6: Results for filtered speech data.

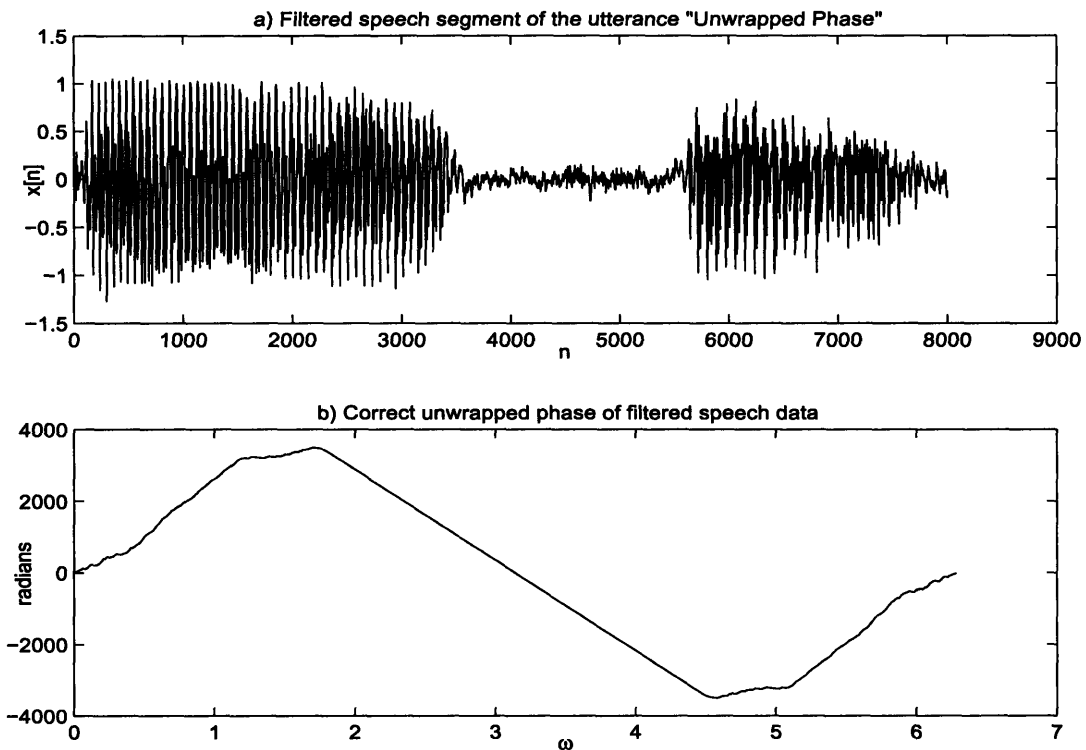


Figure 5-6: Results for filtered speech data.

5.3 Algorithm Evaluation Using EEG Data

In this section we evaluate the algorithms using EEG data, downloaded from [10], of a subject performing a multiplication task collected at Colorado State University's Computer Science Department. The signal is EEG electrode data sampled at 250Hz for 10 seconds (Figure 5-7).

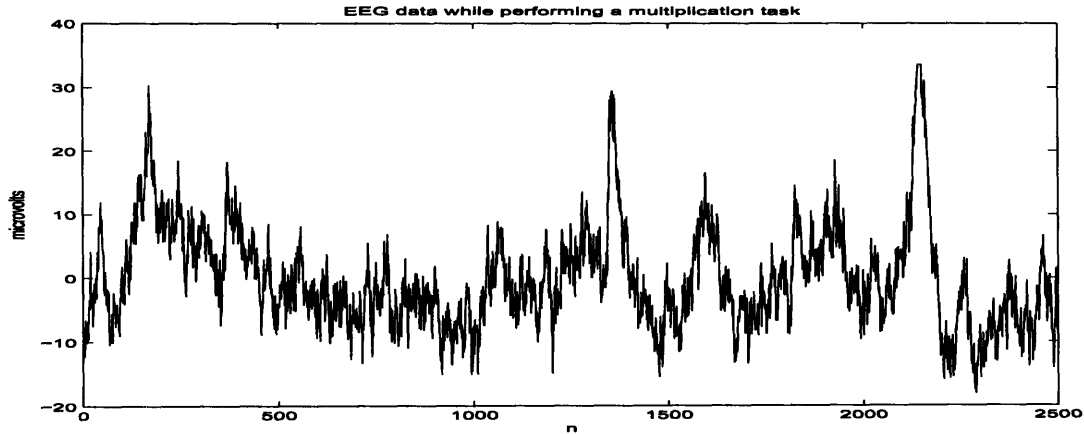


Figure 5-7: EEG data while performing a multiplication task.

5.3.1 EEG Data

The zeros of the z-transform of the EEG signal, like those of the speech signal, are clustered around the unit circle (Figure 5-8). Therefore, we expect similar performance. In this case, both DD and ANI failed to compute the correct unwrapped phase, while PF and the proposed composite algorithms correctly unwrapped the phase.

Method	Correct	Run Time	Details
DD	No	0.49sec	DFT size used $N=2^{32}$
ANI	No	63.2sec	Number of step size adaptations=13348
PF	Yes	4.7sec	Factoring worked
CA1	Yes	5sec	Found all roots in pol factoring part
CA2	Yes	5sec	Found all roots in pol factoring part

Table 5.7: Results for EEG data.

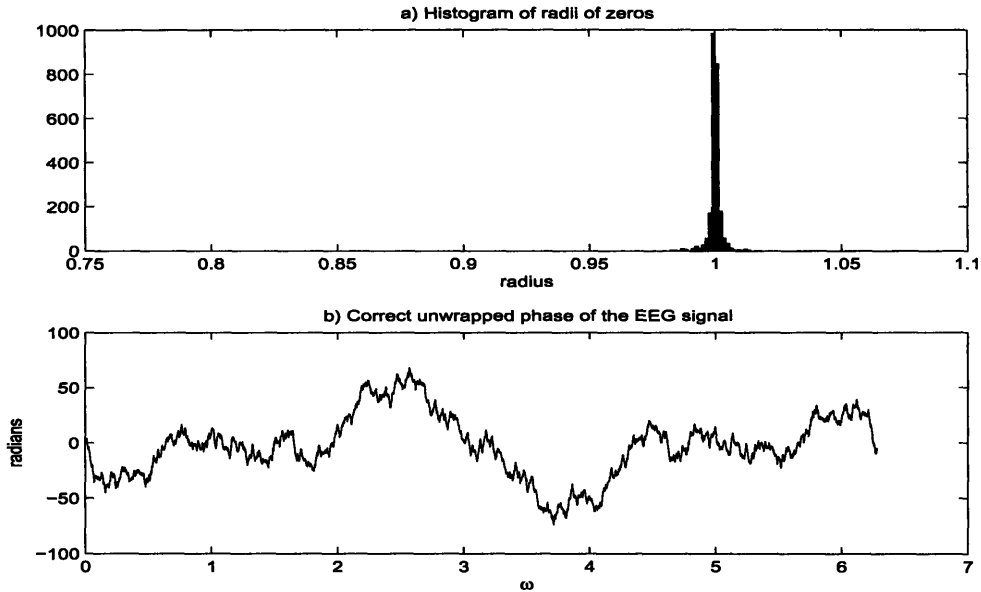


Figure 5-8: Results for EEG data.

5.3.2 Filtered EEG Data

In this section the EEG data was filtered with a 23rd order Butterworth filter with a cutoff frequency of $\pi/2$ and used to evaluate the algorithms. Similar to the filtered speech data polynomial factoring failed. Thus, we cannot confirm that the unwrapped phase we compute is correct. We handle this case, as with the filtered speech, by assuming that CA2 computed the correct unwrapped phase. Note in Table 5.8 that the adaptive integration part of the algorithm required zero step size adaptations, which indicates that all of the zeros close to the unit circle were removed by the polynomial factoring section.

Method	Correct	Run Time	Details
DD	No	0.27sec	DFT size used $N=2^{16}$
ANI	No	42.74	Number of step size adaptations=7828
PF	No	N/A	Factoring failed
CA1	Assumed Yes	12.5sec	DFT size used $N=2^{13}$
CA2	Assumed Yes	30.96sec	Number of step size adaptations=0

Table 5.8: Results for filtered EEG data.

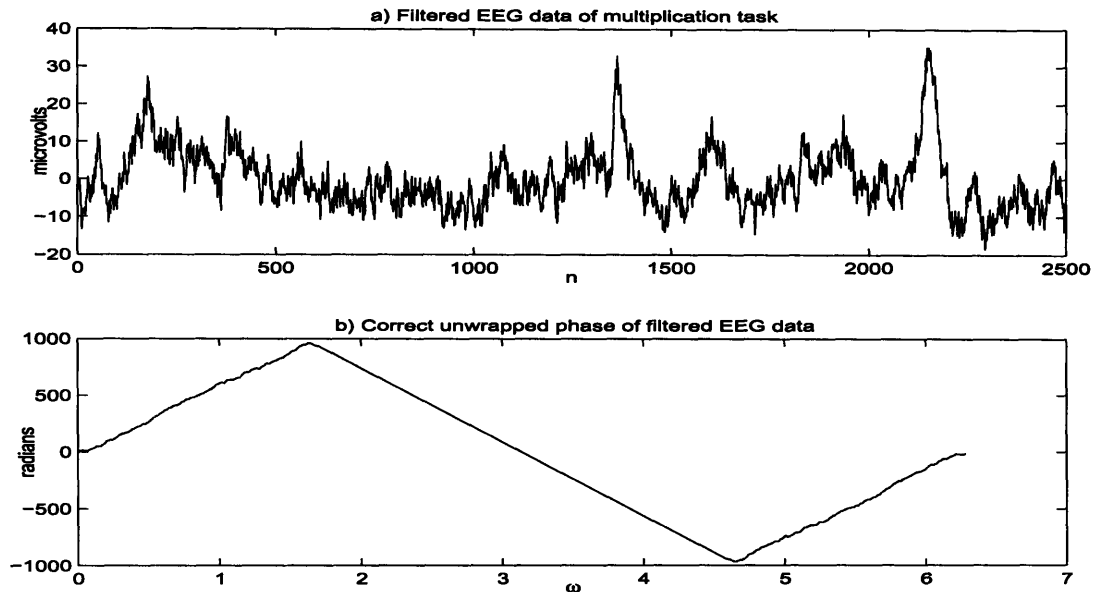


Figure 5-9: Results for filtered EEG data.

5.4 Summary

Based on the evaluation of the algorithms presented in this chapter and those of numerous other experiments, we suggest the following conclusions:

1. Phase unwrapping by detecting discontinuities is the fastest and most unreliable algorithm.
2. Phase unwrapping by adaptive numerical integration becomes highly inefficient and less reliable as the zeros of the signal approach the unit circle. This is a major issue since, as was shown in Appendix A, the zeros of the z-transform of sampled physical data cluster closely around the unit circle.
3. Computing the unwrapped phase by polynomial factoring works best on signals whose zeros are clustered around the unit circle, and is likely to fail if that is not the case.
4. The proposed composite algorithms have proven to be reliable for signals whose z-transform has many zeros close to the unit circle. They also run faster than ANI and PF. Another advantage of the proposed algorithms is that they perform

well regardless of the locations of the zeros of their z-transform with respect to the unit circle.

5. When CA2 is used, the confidence in the unwrapped phase increases with the decrease in total step size adaptations required to unwrap the phase of $x_{rem}[n]$. This is because a small total number of adaptations indicates that most of the zeros close to the unit circle have been found and removed by the polynomial factorization and deflation steps. Therefore, the adaptive integration step will most likely succeed.
6. Of the two proposed algorithms CA2 has proven to be more reliable than CA1, while taking about three times longer to compute the unwrapped phase.

It is only possible to guarantee that the correct unwrapped phase is computed when the z-transform of the signal can be correctly factored. However, if the number of zeros of the z-transform of the signal outside the unit circle are known, a test can be formulated to correctly tell when the unwrapping fails. The test simply compares the number of zeros outside the unit circle to the linear-phase term in the unwrapped phase [1]. Unfortunately, methods for computing the number of zeros outside the unit circle suffer from the same difficulties that arise in computing the unwrapped phase. Therefore, we cannot guarantee that the unwrapped phase computed using the proposed composite algorithms is correct. For example, CA1 and CA2 may fail on a signal whose z-transform contains zeros of high multiplicity that lie close to the unit circle. However, as was observed by many experiments, the proposed algorithms are reliable and outperform any of the existing algorithms. This allows us to conclude that in general the unwrapped phase computed using the proposed composite algorithms can be considered correct.

This thesis is a proof of concept, and our software implementation of the algorithms is suboptimal. Undoubtedly, refinements in the implementation will yield improved run time.

Appendix A

Zeros of Random Polynomials

This appendix summarizes why the roots of polynomials with independent and identically distributed (i.i.d.) random coefficients cluster near the unit circle. It also explains why the zeros of polynomials with random coefficients that are bounded in amplitude cluster near the unit circle. This result applies to samples of naturally occurring signals since they can be modeled as such. In this appendix we present the main results of [16], and adopt the notation used in the paper.

A.1 Zeros of I.I.D. Random Polynomials

Consider a polynomial $p_N(z)$ with complex coefficients $a_{N,k}$ and zeros z_n

$$p_N(z) = \sum_{k=0}^{N-1} a_{N,k} z^k.$$

We denote the number of zeros of the polynomial that lie within an annulus bounded by $1 - \rho$ and $\frac{1}{1-\rho}$ using

$$v_N(\rho) = \#\{z_n : 1 - \rho \leq |z_n| \leq \frac{1}{1 - \rho}\}$$

where $0 \leq \rho \leq 1$. We also denote the number of zeros with angles between θ and ϕ using

$$v_N(\theta, \phi) = \#\{z_n : \theta \leq \arg |z_n| \leq \phi\}$$

where $0 \leq \theta < \phi \leq 2\pi$.

In [16] it is proven that when the $a_{N,k}$ are i.i.d. random variables with very general conditions on their distribution, e.g. a zero mean uniform distribution, the following holds in the p^{th} mean:

$$\lim_{N \rightarrow \infty} \frac{v(\alpha(N)/N)}{N} = 1 \quad (\text{A.1})$$

and

$$\lim_{N \rightarrow \infty} \frac{v(\theta, \phi)}{N} = \frac{\phi - \theta}{2\pi} \quad (\text{A.2})$$

where $\alpha(N) = o(N)$.

Equation (A.1) states that the zeros are located in an annulus around the unit circle that becomes smaller as N increases. Equation (A.2) states that the zeros are uniformly distributed in angle. Figure A-1 shows the distribution of zeros for two i.i.d. uniformly distributed random variables of length $N = 512$ and $N = 2048$.

A.2 Zeros of Bounded Coefficient Random Polynomials

In this section we show that a discrete-time signal obtained from sampling a naturally occurring signal in general has a z-transform with zeros that cluster near the unit circle. In practice, samples of naturally occurring signals can be considered to be bounded in amplitude random variables due to the randomness of the generating process, the measurement noise and the dynamic range of the analog to digital (A/D) converter. Note that we do not assume any additional structure, e.g. i.i.d. or wide sense stationarity.

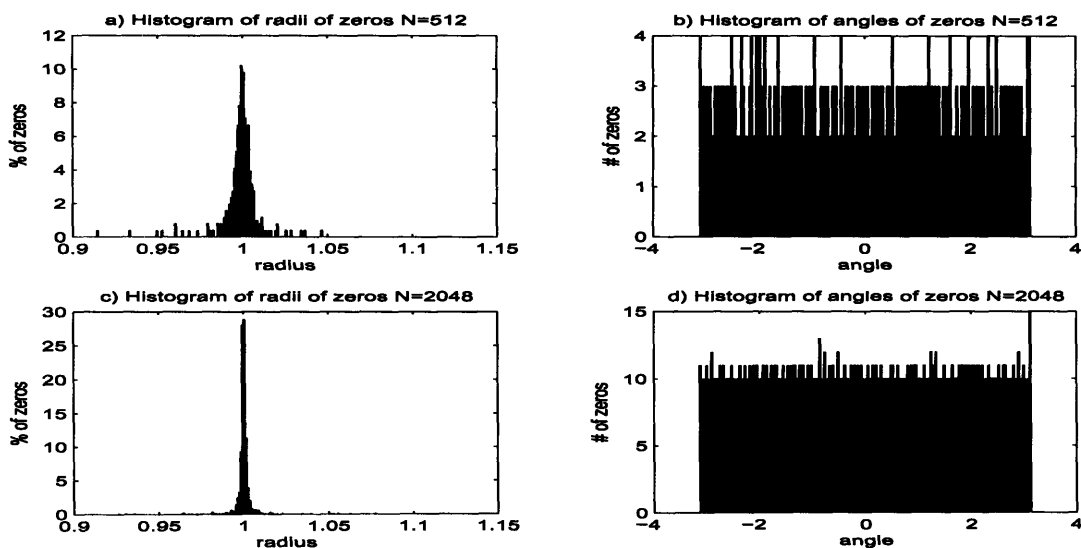


Figure A-1: Observed clustering near the unit circle of zeros of polynomials with i.i.d. uniformly distributed random coefficients.

We consider $p_{N,k}$, $v_N(\rho)$ and $v_N(\theta, \phi)$ to be defined as in the previous section. In [16] it was shown that the following theorem holds:

Theorem A.1. For $N \geq 1$, let $(a_{N,k})_{0 \leq k \leq N}$ be an array of random complex numbers such that $\mathbb{P}[a_{N,0} = 0] = 0$ and $\mathbb{P}[a_{N,N} = 0] = 0$ for all N , where \mathbb{P} is the probability.

Define

$$F_N = \log\left(\sum_{k=0}^N |a_{N,k}|\right) - \frac{1}{2} \log |a_{N,0}| - \frac{1}{2} \log |a_{N,N}|. \quad (\text{A.3})$$

If

$$\mathbb{E}[F_N] = o(N) \quad \text{as } N \rightarrow \infty, \quad (\text{A.4})$$

where \mathbb{E} is the expected value, then there exists a positive function $\alpha(N)$ satisfying $\alpha(N) = o(N)$ such that

$$\lim_{N \rightarrow \infty} \mathbb{E}\left[\frac{1}{N} v_N\left(\frac{\alpha(N)}{N}\right)\right] = 1 \quad (\text{A.5})$$

and

$$\lim_{N \rightarrow \infty} \mathbb{E}\left[\frac{1}{N} v_N(\theta, \phi)\right] = \frac{\phi - \theta}{2\pi} \quad (\text{A.6})$$

This theorem states that if the distributions of the coefficients $a_{N,k}$ are chosen such that (A.4) is satisfied then the zeros of the polynomial cluster near the unit circle. Specifically, as N increases, the expected fraction of zeros within an annulus with area that decreases with N tends to 1. Moreover, the angles of the zeros are uniformly distributed.

Corollary A.1. Assume that $\mathbb{E}[\log |a_{N,0}|] = o(N)$, and $\mathbb{E}[\log |a_{N,N}|] = o(N)$, and that there exists a fixed $s > 0$ and a sequence ε_N tending to zero such that

$$\sup_{0 \leq k \leq N} \mathbb{E}[|a_{N,k}|^s] \leq e^{\varepsilon_N N}. \quad (\text{A.7})$$

Then, $E[F_N] = o(N)$.

In practice, naturally occurring signals are real-valued and the A/D conversion has a full scale level X_m . Therefore, the output of the A/D is a sequence of random variables $a_{N,k}$ where $|a_{N,k}| \leq X_m$.

Corollary A.2. Let $a_{N,k}$ be a sequence of random variables such that $\mathbb{P}[a_{N,0} = 0] = 0$, $\mathbb{P}[a_{N,N} = 0] = 0$ and $|a_{N,k}| \leq X_m$ for some fixed X_m . Then, Corollary A.1 is satisfied for such a sequence.

Proof.

We know $\log(|a_{N,k}|) \leq \log(X_m)$ because $|a_{N,k}| \leq X_m$. Thus, $\mathbb{E}[\log(|a_{N,0}|)] = o(N)$ and $\mathbb{E}[\log(|a_{N,N}|)] = o(N)$.

We now show that for a fixed $s = 2$, (A.7) holds:

$\mathbb{E}[|a_{N,k}|^2]$ is the second moment of the random variable $a_{N,k}$, thus,

$$\mathbb{E}[|a_{N,k}|^2] \leq \mathbb{E}[X_m^2] = X_m^2. \quad (\text{A.8})$$

Define

$$\varepsilon_N = \frac{\ln(X_m^2)}{N},$$

which tends to zero as N tends to infinity. Therefore,

$$e^{\varepsilon_N N} = e^{\ln(X_m^2)} = X_m^2. \quad (\text{A.9})$$

Equations (A.8) and (A.9) show that there exists a fixed $s = 2$ and a sequence $\varepsilon_N = \frac{\ln(X_m^2)}{N}$ tending to zero such that equation A.7 in Corrolary A.1 is satisfied. Therefore, Theorem A.1 holds.

These analytical results were observed in sampled EEG and speech signals. Figure A-2 shows the distribution of zeros of the z-transform of sample speech signals of length $N = 512$ and $N = 2048$.

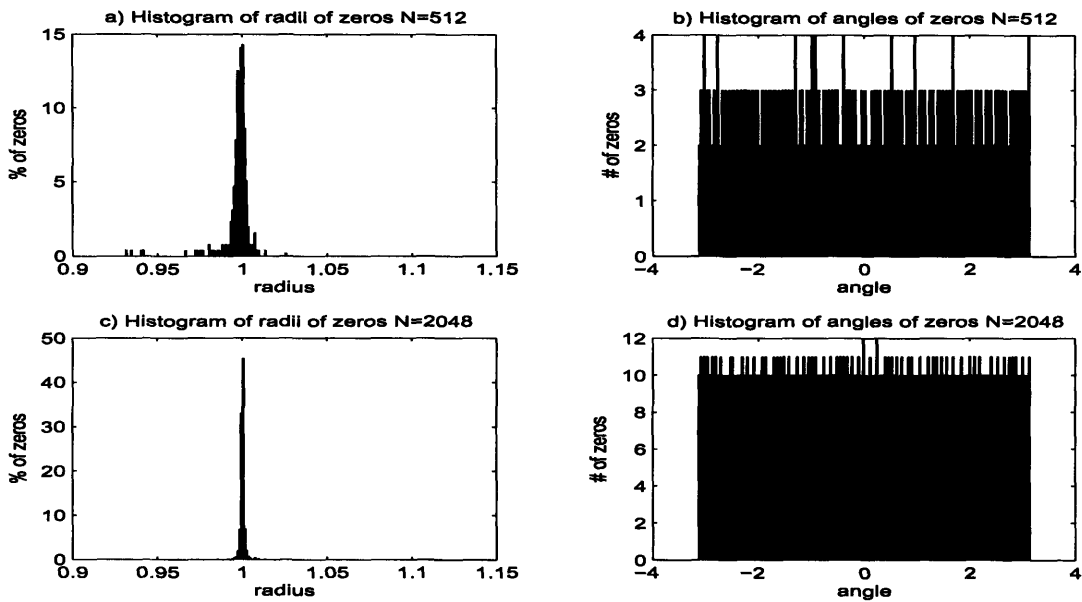


Figure A-2: Observed clustering near the unit circle of zeros of the z-transform of speech signals.

Appendix B

Cepstrum Bibliography

This appendix contains a bibliography, which we have compiled, on the complex cepstrum. The references are organized into nine categories: Signal, Computation, Speech/Audio, Filter Design, 2D/Image, Deconvolution, Geophysics, Applications and Other.

B.1 Signal

- Oppenheim, A. V.; “Nonlinear filtering of convolved signals”. *Quarterly Progress Report, No: 80, Research Lab of Electronics, MIT*.
- Oppenheim, A. V.; “Generalized Superposition”. *Information and Control*, 11, 1967.
- Oppenheim, A. V.; Kopec, G. E.; Tribolet, J. M.; “Signal analysis by homomorphic prediction”. *Acoustics, Speech, and Signal Processing, IEEE Transactions on*, Vol: 24, No: 4, Aug 1976.
- Kemerait, R. C.; Childers D. G.; “Signal detection and extraction by cepstrum techniques”. *Information Theory, IEEE Transactions on*, Vol: 18, No: 6, Nov 1972.
- Oppenheim, A. V.; Schafer, R. W.; Stockham, T. G.; “Nonlinear filtering of multiplied and convolved signals”. *Audio and Electroacoustics, IEEE Transactions on*, Vol: 16, No:3, Sept 1968.
- Bogert, B.; Ossanna, J.; “The heuristics of cepstrum analysis of a stationary complex echoed Gaussian signal in stationary Gaussian noise”. *Information Theory, IEEE Transactions on*, Volume: 12 , Issue: 3 , Jul 1966.
- Kemerait, R.; Childers, D.; “Signal detection and extraction by cepstrum techniques” *Information Theory, IEEE Transactions on*, Volume: 18 , Issue: 6 , Nov 1972.

- Hassab, J.; Boucher, R.; "A probabilistic analysis of time delay extraction by the cepstrum in stationary Gaussian noise". *Information Theory, IEEE Transactions on*, Volume: 22 , Issue: 4 , Jul 1976.
- Reddy, G.; Rao, V.; "Signal delay and waveform estimation through differential cepstrum averaging". *Acoustics, Speech, and Signal Processing, IEEE Transactions on*, Volume: 35 , Issue: 10 , Oct 1987.
- Rice, T.R.; Gray, J.E.; Blair, W.D.; "Signal distortions that result from minimum phase signal recovery using cepstral processing". *System Theory, 1991. Proceedings., Twenty-Third Southeastern Symposium on*, 10-12 March 1991.
- Armstrong, B.; Ahmed, N.; "A method of cepstral enhancement for detection and parameter estimation of echoes". *Signals, Systems and Computers, 1991. 1991 Conference Record of the Twenty-Fifth Asilomar Conference on*, 4-6 Nov. 1991.
- Khare, A.; Yoshikawa, T.; "Moment of cepstrum and its applications". *Signal Processing, IEEE Transactions on*, Volume: 40 , Issue: 11 , Nov. 1992.
- Nagarajan, T.; Kamakshi Prasad, V.; Murthy, H.A.; "Minimum phase signal derived from root cepstrum". *Electronics Letters*, Volume: 39 , Issue: 12 , 12 Jun 2003.
- Al-Smadi, A.; Smadi, M.M.; "Phase and magnitude extraction using cepstrum and higher order statistics". *Electronics, Circuits and Systems, 2003. ICECS 2003. Proceedings of the 2003 10th IEEE International Conference on*, Volume: 1 , 14-17 Dec. 2003.
- Cho, N. I.; "Reduction of blocking artifacts by cepstral filtering". *Signal Processing*, 81, 3, Mar, 2001.
- Hassab, J. C.; Boucher, R.; "Analysis Of Signal Extraction, Echo Detection And Removal By Complex Cepstrum In Presence Of Distortion And Noise". *Journal Of Sound And Vibration*, 40, 3, 1975.
- Khare, A.; Yoshikawa, T.; "Cepstrum Of Mixed Phase Signal Sequence Based On Moments". *Ieice Transactions On Communications Electronics Information And Systems*, 74, 9, Sep, 1991.
- Nadeu, C.; "Finite Length Cepstrum Modeling - A Simple Spectrum Estimation Technique". *Signal Processing*, 26, 1, Jan, 1992.
- Rodel, E.; "Signal-Processing By Cepstrum Analysis". *Technisches Messen*, 60, 1, Jan, 1993.
- Tourneret, J. Y.; Lacaze, B.; "On The Statistics Of Estimated Reflection And Cepstrum Coefficients Of An Autoregressive Process". *Signal Processing*, 43, 3, May, 1995.
- Zverev, V. A.; Stromkov, A. A.; "Potentialities of cepstral analysis in refining the reciprocal delays, and amplitudes of signals". *Acoustical Physics*, 47, 5, Sep-Oct, 2001.

B.2 Computation

- Dudgeon, D. E.; "The computation of two-dimensional cepstra". *Acoustics, Speech, and Signal Processing, IEEE Transactions on*, Vol: 25, No: 6, Dec 1977.
- Tribolet, J. M.; "A new phase unwrapping algorithm". *Acoustics, Speech, and Signal Processing, IEEE Transactions on*, Vol: 25, No: 2, Apr 1977.
- Hassab, J.; "On the convergence interval of the power cepstrum (Corresp.)". *Information Theory, IEEE Transactions on*, Volume: 20 , Issue: 1 , Jan 1974.
- Steiglitz, K.; Dickinson, B.; "Computation of the complex cepstrum by factorization of the z-transform". *Acoustics, Speech, and Signal Processing, IEEE International Conference on ICASSP '77*, Volume: 2 , May 1977.
- Bhanu, B.; McClellan, J.; "On the computation of the complex cepstrum". *Acoustics, Speech, and Signal Processing, IEEE Transactions on*, Volume: 28 , Issue: 5 , Oct 1980.
- Hassanein, H.; Rudko, M.; "On the use of discrete cosine transform in cepstral analysis". *Acoustics, Speech, and Signal Processing, IEEE Transactions on*, Volume: 32 , Issue: 4 , Aug 1984.
- Bednar, J.; Watt, T.; "Calculating the complex cepstrum without phase unwrapping or integration". *Acoustics, Speech, and Signal Processing, IEEE Transactions on*, Volume: 33 , Issue: 4 , Aug 1985.
- Raghuramireddy, D.; Unbehauen, R.; "The two-dimensional differential cepstrum". *Acoustics, Speech, and Signal Processing, IEEE Transactions on*, Volume: 33 , Issue: 5 , Oct 1985.
- Steckner, M.C.; Drost, D.J.; "Fast cepstrum analysis using the Hartley transform". *Acoustics, Speech, and Signal Processing, IEEE Transactions on*, Volume: 37 , Issue: 8 , Aug. 1989.
- Fangming Wang; Yip, P.; "Cepstrum analysis using discrete trigonometric transforms". *Signal Processing, IEEE Transactions on*, Volume: 39 , Issue: 2 , Feb. 1991.
- Sokolov, R.T.; Rogers, J.C.; "Time-domain cepstral transformations". *Signal Processing, IEEE Transactions on*, Volume: 41 , Issue: 3 , March 1993.
- Pienaar, F.H.; "New cepstrum algorithms". *Communications and Signal Processing, 1994. COMSIG-94., Proceedings of the 1994 IEEE South African Symposium on*, 4 Oct. 1994.
- Merakos, P.; Mariatos, E.; Birbas, M.; Birbas, A.; Frantzeskakis, E.; Karathanasis, H.; "Efficient mapping of cepstrum algorithms on a reconfigurable CORDIC system". *EUROMICRO 94. System Architecture and Integration. Proceedings of the 20th EUROMICRO Conference.*, 5-8 Sept. 1994.
- An-Nan Suen; Jhing-Fa Wang; Yuen-Lin Chiang; "A cepstrum chip: architecture and implementation". *Circuits and Systems, 1995. ISCAS '95., 1995 IEEE International Symposium on*, Volume: 2 , 28 April-3 May 1995.
- Zazula, D.; "Asymptotically exact computation of differential cepstrum using FFT approach". *Electronics Letters*, Volume: 34 , Issue: 9 , 30 April 1998.

- Bysted, T.K.; “Frequency-shift: a way to reduce aliasing in the complex cepstrum”. *Electronics, Circuits and Systems, 1998 IEEE International Conference on*, Volume: 3 , 7-10 Sept. 1998.
- Zazula, D.; “New definition of cepstral calculus”. *Signal Processing Proceedings, 1998. ICSP '98. 1998 Fourth International Conference on*, 12-16 Oct. 1998.
- Muralishankar, R.; Ramakrishnan, A.G.; “DCT based pseudo complex cepstrum”. *Acoustics, Speech, and Signal Processing, 2002. Proceedings. (ICASSP '02). IEEE International Conference on*, Volume: 1 , 13-17 May 2002.
- Daka, R.; Unbehauen, R.; “Properties And Computation Of The Multidimensional Differential Cepstrum. *Frequenz*, 39, 6, 1985.
- Daka, R.; Unbehauen, R.; “A Simple Formula For Computation Of The Two-Dimensional Differential Cepstrum. *Frequenz*, 39, 11, 1985.
- Hassab, J. C.; Boucher, R. E.; “Improved Cepstrum Performance Through Windowing Of Log Spectrum”. *Journal Of Sound And Vibration*, 58, 4, 1978.
- Metafas, D. E.; Nikolaidis, S. S.; Goutis, C. E.; “Real-Time Cepstrum Computation Based On An Advanced Cordic Processor”. *Microprocessing And Microprogramming*, 37, 1-5, Jan, 1993.
- Reddy, G. R.; Rao, V. V.; “On The Computation Of Complex Cepstrum Through Differential Cepstrum”. *Signal Processing*, 13, 1, Jul, 1987.
- Rossmannith, H.; Unbehauen, R.; “Formulas For Computation Of 2-D Logarithmic And 2-D Differential Cepstrum”. *Signal Processing*, 16, 3, Mar, 1989.
- Stoffa, P. L.; Buhl, P.; Bryan, G. M.; “Cepstrum Aliasing And Calculation Of Hilbert Transform”. *Geophysics*, 39, 4, 1974.
- Zazula, D.; “Asymptotically exact computation of differential cepstrum using FFT approach”. *Electronics Letters*, 34, 9, Apr 30, 1998.
- Zelenkov, A. V.; “The Choice Of The Complex Cepstrum Calculation Algorithm”. *Radiotekhnika I Elektronika*, 26, 10, 1981.

B.3 Speech/Audio

- Oppenheim, A. V.; Schaffer, R. W.; “Homomorphic analysis of speech”. *Audio and Electroacoustics, IEEE Transactions on*, Vol: 16, No: 2, Jun 1968.
- Kopec, G. E.; Oppenheim, A. V.; Tribolet, J. M.; “Speech analysis by homomorphic prediction”. *Acoustics, Speech, and Signal Processing, IEEE Transactions on*, Vol: 25, No: 1, Feb 1977.
- Oppenheim, A. V.; Weinstein, C. J.; “Predictive coding in a homomorphic vocoder”. *Audio and Electroacoustics, IEEE Transactions on*, Vol: 19, No: 3 Sep 1971.
- Oppenheim, A. V.; “Speech analysis-synthesis system based on homomorphic filtering”. *J. Acoust. Soc. Am.*, Vol: 45, No: 2, 1969.
- Noll, A. M.; “Short-time spectrum and cepstrum Techniques for vocal-pitch detection”. *J. Acoust. Soc. Am.*, Vol: 36, No: 2, 1964.

- Noll, A. M.; Schroeder, M.R.; "Short-time cepstrum pitch detection". *J. Acoust. Soc. Am.*, 36,5, 1964.
- Noll, A. M.; "Cepstrum Pitch Determination". *J. Acoust. Soc. Am.*, Vol: 41, No: 2, 1967.
- Quatieri, T. F.; "Minimum and mixed phase speech analysis-synthesis by adaptive homomorphic deconvolution". *Acoustics, Speech, and Signal Processing, IEEE Transactions on*, Vol: 27, No: 4 Aug 1979.
- Stockham, T. G.; Cannon, T. M.; Ingebretsen, R. B.; "Blind deconvolution through digital signal processing". *Proceedings of the IEEE*, Vol: 63, No: 4, Apr 1975.
- Loew, M.; Shankar, R.; Mucciardi, A.; "Experiments with echo detection in the presence of noise using the power cepstrum and a modification". *Acoustics, Speech, and Signal Processing, IEEE International Conference on ICASSP '77.*, Volume: 2 , May 1977.
- Imai, S.; "Low bit rate cepstral vocoder using the log magnitude approximation filter". *Acoustics, Speech, and Signal Processing, IEEE International Conference on ICASSP '78.*, Volume: 3 , Apr 1978.
- Derby, J.; "Analysis and representation of composite signals by cepstral inverse filtering". *Acoustics, Speech, and Signal Processing, IEEE International Conference on ICASSP '78.*, Volume: 3 , Apr 1978.
- Ooyama, G.; Katagiri, S.; Kido, K.; "A new method of Cepstrum analysis by using comb lifter". *Acoustics, Speech, and Signal Processing, IEEE International Conference on ICASSP '78.*, Volume: 3 , Apr 1978.
- Imai, S.; Abe, Y.; "Cepstral synthesis of Japanese from CV syllable parameters". *Acoustics, Speech, and Signal Processing, IEEE International Conference on ICASSP '80*, Volume: 5 , Apr 1980.
- Chen, C.; Roemer, L.; "Attenuation and dispersion compensation via cepstral processing". *Acoustics, Speech, and Signal Processing, IEEE Transactions on*, Volume: 29 , Issue: 5 , Oct 1981.
- Furui, S.; "Cepstral analysis technique for automatic speaker verification". *Acoustics, Speech, and Signal Processing, IEEE Transactions on*, Volume: 29 , Issue: 2 , Apr 1981.
- Schroeder, M.; "Direct (nonrecursive) relations between cepstrum and predictor coefficients". *Acoustics, Speech, and Signal Processing, IEEE Transactions on*, Volume: 29 , Issue: 2 , Apr 1981.
- Malah, D.; "Cepstral residual vocoder for improved quality speech transmission at 4.8 kbps". *Acoustics, Speech, and Signal Processing, IEEE International Conference on ICASSP '82*, Volume: 7 , May 1982.
- Martin, P.; "Comparison of pitch detection by cepstrum and spectral comb analysis". *Acoustics, Speech, and Signal Processing, IEEE International Conference on ICASSP '82*, Volume: 7 , May 1982.
- Imai, S.; "Cepstral analysis synthesis on the mel frequency scale". *Acoustics, Speech, and Signal Processing, IEEE International Conference on ICASSP '83*, Volume: 8 , Apr 1983.

- Kobayashi, T.; Imai, S.; "Spectral analysis using generalised cepstrum". *Acoustics, Speech, and Signal Processing, IEEE Transactions on*, Volume: 32 , Issue: 6 , Dec 1984.
- Bauman, P.; Lipshitz, S.; Vanderkooy, J.; "Cepstral analysis of electroacoustic transducers". *Acoustics, Speech, and Signal Processing, IEEE International Conference on ICASSP '85*, Volume: 10 , Apr 1985.
- Verhelst, W.; Steenhaut, O.; "A new model for the short-time complex cepstrum of voiced speech". *Acoustics, Speech, and Signal Processing, Transactions on*, Volume: 34 , Issue: 1 , Feb 1986.
- Fuller, C.; Elliott, K.; Tavakkoli, S.; O'Brien, W.; Hurst, C.; "Effects of representative distortion and noise on wavelet recovery via the complex cepstrum". *Acoustics, Speech, and Signal Processing, IEEE International Conference on ICASSP '86*, Volume: 11 , Apr 1986.
- Tohkura, Y.; "A weighted cepstral distance measure for speech recognition". *Acoustics, Speech, and Signal Processing, IEEE International Conference on ICASSP '86*, Volume: 11 , Apr 1986.
- Hammond, J.; Khalili, N.; Clarkson, P.; "Cepstral methods for the determination of reflection coefficients for dispersive systems". *Acoustics, Speech, and Signal Processing, IEEE International Conference on ICASSP '86*, Volume: 11 , Apr 1986.
- Tohkura, Y.; "A weighted cepstral distance measure for speech recognition". *Acoustics, Speech, and Signal Processing, IEEE Transactions on*, Volume: 35 , Issue: 10 , Oct 1987.
- Applebaum, T.; Hanson, B.; Wakita, H.; "Weighted cepstral distance measures in vector quantization based speech recognizers". *Acoustics, Speech, and Signal Processing, IEEE International Conference on ICASSP '87*, Volume: 12 , Apr 1987.
- Nikias, C.; Renlong Pan; "Nonminimum phase system identification via cepstrum modeling of higher-order cumulants". *Acoustics, Speech, and Signal Processing, IEEE International Conference on ICASSP '87*, Volume: 12 , Apr 1987.
- Yeunung Chen; "Cepstral domain stress compensation for robust speech recognition". *Acoustics, Speech, and Signal Processing, IEEE International Conference on ICASSP '87*, Volume: 12 , Apr 1987.
- Furui, S.; "A VQ-based preprocessor using cepstral dynamic features for large vocabulary word recognition". *Acoustics, Speech, and Signal Processing, IEEE International Conference on ICASSP '87*, Volume: 12 , Apr 1987.
- Chen, Y.; "Cepstral domain talker stress compensation for robust speech recognition". *Acoustics, Speech, and Signal Processing, IEEE Transactions on*, Volume: 36 , Issue: 4 , April 1988.
- Furui, S.; "A VQ-based preprocessor using cepstral dynamic features for speaker-independent large vocabulary word recognition". *Acoustics, Speech, and Signal Processing, IEEE Transactions on*, Volume: 36 , Issue: 7 , July 1988.
- Pan, R.; Nikias, C.L.; "The complex cepstrum of higher order cumulants and nonminimum phase system identification". *Acoustics, Speech, and Signal Processing, IEEE Transactions on*, Volume: 36 , Issue: 2 , Feb. 1988.

- Velius, G.; “Variants of cepstrum based speaker identity verification”. *Acoustics, Speech, and Signal Processing, 1988. ICASSP-88, 1988 International Conference on*, 11-14 April 1988.
- Ariki, Y.; Mizuta, S.; Nagata, M.; Sakai, T.; “Spoken-word recognition using dynamic features analysed by two-dimensional cepstrum”. *Communications, Speech and Vision, IEE Proceedings I*, Volume: 136 , Issue: 2 , April 1989.
- Junqua, J.-C.; Wakita, H.; “A comparative study of cepstral lifters and distance measures for all pole models of speech in noise”. *Acoustics, Speech, and Signal Processing, 1989. ICASSP-89., 1989 International Conference on*, 23-26 May 1989.
- Sethuraman, R.; Gowdy, J.N.; “A cepstral based speaker recognition system”. *System Theory, 1989. Proceedings., Twenty-First Southeastern Symposium on*, 26-28 March 1989.
- Ariki, Y.; McInnes, F.R.; Jack, M.A.; “Hierarchical phoneme discrimination by hidden Markov modelling using cepstrum and formant information”. *Acoustics, Speech, and Signal Processing, 1989. ICASSP-89., 1989 International Conference on*, 23-26 May 1989.
- Andrews, M.S.; DeGroat, R.D.; Picone, J.; “Robust cepstral based pitch determination”. *Signals, Systems and Computers, 1989. Twenty-Third Asilomar Conference on*, Volume: 2 , Oct. 30-Nov. 1, 1989.
- Hodgson, L.; Jernigan, M.E.; Wills, B.L.; “Nonlinear multiplicative cepstral analysis for pitch extraction in speech”. *Acoustics, Speech, and Signal Processing, 1990. ICASSP-90., 1990 International Conference on*, 3-6 April 1990.
- Andrews, M.S.; Picone, J.; Degroat, R.D.; “Robust pitch determination via SVD based cepstral methods”. *Acoustics, Speech, and Signal Processing, 1990. ICASSP-90., 1990 International Conference on*, 3-6 April 1990.
- Khalili, N.; Hammond, J.K.; “Cepstral analysis of systems with dispersion”. *Acoustics, Speech, and Signal Processing, 1990. ICASSP-90., 1990 International Conference on*, 3-6 April 1990.
- Tokuda, K.; Kobayashi, T.; Shiimoto, S.; Imai, S.; “Adaptive filtering based on cepstral representation-adaptive cepstral analysis of speech”. *Acoustics, Speech, and Signal Processing, 1990. ICASSP-90., 1990 International Conference on*, 3-6 April 1990.
- Meyer, P.; Schroeter, J.; Sondhi, M.M.; “Design and evaluation of optimal cepstral lifters for accessing articulatory codebooks”. *Signal Processing, IEEE Transactions on*, Volume: 39 , Issue: 7 , July 1991.
- Nadeu, C.; Pascual, J.; Hernando, J.; “Pitch determination using the cepstrum of the one-sided autocorrelation sequence”. *Acoustics, Speech, and Signal Processing, 1991. ICASSP-91., 1991 International Conference on*, 14-17 April 1991.
- Sorensen, H.B.D.; “Noise-robust speech recognition using a cepstral noise reduction neural network architecture”. *Neural Networks, 1991., IJCNN-91-Seattle International Joint Conference on*, Volume: ii, 8-14 July 1991.
- Schroeder, J.E.; Kubichek, R.F.; “L1 and L2 normed cepstral distance controlled distortion performance [speech quality]”. *Communications, Computers and Signal Processing, 1991., IEEE Pacific Rim Conference on*, 9-10 May 1991.

- Sorensen, H.B.D.; “A cepstral noise reduction multi-layer neural network”. *Acoustics, Speech, and Signal Processing, 1991. ICASSP-91., 1991 International Conference on*, 14-17 April 1991.
- Wu, C.S.; Nguyen, V.V.; Sabrin, H.; Kushner, W.; Damoulakis, J.; “Fast self-adapting broadband noise removal in the cepstral domain”. *Acoustics, Speech, and Signal Processing, 1991. ICASSP-91., 1991 International Conference on*, 14-17 April 1991.
- Bees, D.; Blostein, M.; Kabal, P.; “Reverberant speech enhancement using cepstral processing”. *Acoustics, Speech, and Signal Processing, 1991. ICASSP-91., 1991 International Conference on*, 14-17 April 1991.
- van der Merwe, C.J.; Du Preez, J.A.; “Calculation of LPC-based cepstrum coefficients using mel-scale frequency warping”. *Communications and Signal Processing, 1991. COMSIG 1991. Proceedings., South African Symposium on*, 30 Aug. 1991.
- Zahorian, S.A.; Kelkar, S.; Livingston, D.; “Formant estimation from cepstral coefficients using a feedforward memoryless neural network”. *Neural Networks, 1992. IJCNN., International Joint Conference on*, Volume: 4 , 7-11 June 1992.
- Fukada, T.; Tokuda, K.; Kobayashi, T.; Imai, S.; “An adaptive algorithm for mel-cepstral analysis of speech”. *Acoustics, Speech, and Signal Processing, 1992. ICASSP-92., 1992 IEEE International Conference on*, Volume: 1 , 23-26 March 1992.
- Merhav, N.; Lee, C.-H.; “On the asymptotic statistical behavior of empirical cepstral coefficients”. *Signal Processing, IEEE Transactions on*, Volume: 41 , Issue: 5 , May 1993.
- Vaseghi, S.V.; Conner, P.N.; Milner, B.P.; “ Speech modelling using cepstral-time feature matrices in hidden Markov models”. *Communications, Speech and Vision, IEE Proceedings I*, Volume: 140 , Issue: 5 , Oct. 1993.
- Hanson, B.A.; Applebaum, T.H.; “Subband or cepstral domain filtering for recognition of Lombard and channel-distorted speech”. *Acoustics, Speech, and Signal Processing, 1993. ICASSP-93., 1993 IEEE International Conference on*, Volume: 2 , 27-30 April 1993.
- Aikawa, K.; Singer, H.; Kawahara, H.; Tohkura, Y.; “ A dynamic cepstrum incorporating time-frequency masking and its application to continuous speech recognition”. *Acoustics, Speech, and Signal Processing, 1993. ICASSP-93., 1993 IEEE International Conference on*, Volume: 2 , 27-30 April 1993.
- Tohyama, M.; Lyon, R.H.; Koike, T.; “Source waveform recovery in a reverberant space by cepstrum dereverberation”. *Acoustics, Speech, and Signal Processing, 1993. ICASSP-93., 1993 IEEE International Conference on*, Volume: 1 , 27-30 April 1993.
- Pai, H.-F.; Wang, H.-C.; “Two-dimensional cepstral distance measure for speech recognition”. *Acoustics, Speech, and Signal Processing, 1993. ICASSP-93., 1993 IEEE International Conference on*, Volume: 2 , 27-30 April 1993.
- Haigh, J.A.; Mason, J.S.; “Robust voice activity detection using cepstral features”. *TENCON '93. Proceedings. Computer, Communication, Control and Power Engineering. 1993 IEEE Region 10 Conference on*, Issue: 0 , 19-21 Oct. 1993.

- Kubichek, R.; "Mel-cepstral distance measure for objective speech quality assessment". *Communications, Computers and Signal Processing, 1993., IEEE Pacific Rim Conference on*, Volume: 1 , 19-21 May 1993.
- Jongens, A.W.D.; "Application of cepstrum techniques to the measurement of the normal incident sound absorption coefficient of road surfaces in-situ". *Communications and Signal Processing, 1993., Proceedings of the 1993 IEEE South African Symposium on*, 6 Aug. 1993.
- Hansen, J.H.L.; "Morphological constrained feature enhancement with adaptive cepstral compensation (MCE-ACC) for speech recognition in noise and Lombard effect". *Speech and Audio Processing, IEEE Transactions on*, Volume: 2 , Issue: 4 , Oct. 1994.
- Lee, L.-M.; Chen, J.-K.; Wang, H.-C.; "Nonlinear cepstral equalisation method for noisy speech recognition". *Vision, Image and Signal Processing, IEE Proceedings-*, Volume: 141 , Issue: 6 , Dec. 1994.
- Vaseghi, S.V.; Milner, B.P.; Humphries, J.J.; "Noisy speech recognition using cepstral-time features and spectral-time filters". *Acoustics, Speech, and Signal Processing, 1994. ICASSP-94., 1994 IEEE International Conference on*, Volume: ii , 19-22 April 1994.
- Fu-Hua Liu; Stern, R.M.; Acero, A.; Moreno, P.J.; "Environment normalization for robust speech recognition using direct cepstral comparison". *Acoustics, Speech, and Signal Processing, 1994. ICASSP-94., 1994 IEEE International Conference on*, Volume: ii , 19-22 April 1994.
- Assaleh, K.T.; Mammone, R.J.; "Robust cepstral features for speaker identification". *Acoustics, Speech, and Signal Processing, 1994. ICASSP-94., 1994 IEEE International Conference on*, Volume: i , 19-22 April 1994.
- Lee-Min Lee; Jen-Kwang Chen; Hsiao-Chuan Wang; "Noisy adaptive cepstral coefficients and its application to noisy speech recognition". *Speech, Image Processing and Neural Networks, 1994. Proceedings, ISSIPNN '94., 1994 International Symposium on*, 13-16 April 1994.
- Petropulu, A.P.; Subramaniam, S.; "Cepstrum based deconvolution for speech dereverberation". *Acoustics, Speech, and Signal Processing, 1994. ICASSP-94., 1994 IEEE International Conference on*, Volume: i , 19-22 April 1994.
- Milner, B.P.; Vaseghi, S.V.; "Speech modelling using cepstral-time feature matrices and hidden Markov models". *Acoustics, Speech, and Signal Processing, 1994. ICASSP-94., 1994 IEEE International Conference on*, Volume: i , 19-22 April 1994.
- Tokuda, K.; Matsumura, H.; Kobayashi, T.; Imai, S.; "Speech coding based on adaptive mel-cepstral analysis". *Acoustics, Speech, and Signal Processing, 1994. ICASSP-94., 1994 IEEE International Conference on*, Volume: i , 19-22 April 1994.
- Hagen, R.; "Spectral quantization of cepstral coefficients". *Acoustics, Speech, and Signal Processing, 1994. ICASSP-94., 1994 IEEE International Conference on*, Volume: i , 19-22 April 1994.
- Openshaw, J.P.; Masan, J.S.; "On the limitations of cepstral features in noise". *Acoustics, Speech, and Signal Processing, 1994. ICASSP-94., 1994 IEEE International Conference on*, Volume: ii , 19-22 April 1994.

- Tokuda, K.; Kobayashi, T.; Imai, S.; “Adaptive cepstral analysis of speech”. *Speech and Audio Processing, IEEE Transactions on*, Volume: 3 , Issue: 6 , Nov. 1995.
- Cappe, O.; Laroche, J.; Moulines, E.; “Regularized estimation of cepstrum envelope from discrete frequency points”. *Applications of Signal Processing to Audio and Acoustics, 1995., IEEE ASSP Workshop on*, 15-18 Oct. 1995.
- Zilovic, M.S.; Ramachandran, R.P.; Mammone, R.J.; “The use of robust cepstral features obtained from pole-zero transfer functions for speaker identification”. *Electrical and Computer Engineering, 1995. Canadian Conference on*, Volume: 2 , 5-8 Sept. 1995.
- Moriya, T.; “Processing of LPC Cepstrum for Speech Coding”. *Speech Coding for Telecommunications, 1995. Proceedings., 1995 IEEE Workshop on*, Sept. 20-22, 1995.
- Stephenne, A.; Champagne, B.; “Cepstral prefiltering for time delay estimation in reverberant environments”. *Acoustics, Speech, and Signal Processing, 1995. ICASSP-95., 1995 International Conference on*, Volume: 5 , 9-12 May 1995.
- Naik, D.; “Pole-filtered cepstral mean subtraction”. *Acoustics, Speech, and Signal Processing, 1995. ICASSP-95., 1995 International Conference on*, Volume: 1 , 9-12 May 1995.
- Koishida, K.; Tokuda, K.; Kobayashi, T.; Imai, S.; “CELP coding based on mel-cepstral analysis”. *Acoustics, Speech, and Signal Processing, 1995. ICASSP-95., 1995 International Conference on*, Volume: 1 , 9-12 May 1995.
- Assaleh, K.T.; “Supplementary orthogonal cepstral features”. *Acoustics, Speech, and Signal Processing, 1995. ICASSP-95., 1995 International Conference on*, Volume: 1 , 9-12 May 1995.
- Moreno, P.J.; Raj, B.; Gouvea, E.; Stern, R.M.; “Multivariate-Gaussian-based cepstral normalization for robust speech recognition”. *Acoustics, Speech, and Signal Processing, 1995. ICASSP-95., 1995 International Conference on*, Volume: 1 , 9-12 May 1995.
- Cappe, O.; Moulines, E.; “Regularization techniques for discrete cepstrum estimation”. *Signal Processing Letters, IEEE*, Volume: 3 , Issue: 4 , April 1996.
- Shin-Lun Tung; Yau-Tarng Juang; “Mandarin speech recognition using segment-based cepstral comparison in noisy conditions”. *Electronics Letters*, Volume: 32 , Issue: 17 , 15 Aug. 1996.
- Sang-Mun Chi; Yung-Hwan Oh; “Spectral magnitude normalisation and cepstral coefficient transform for noisy-Lombard speech recognition”. *Electronics Letters*, Volume: 32 , Issue: 19 , 12 Sept. 1996.
- Jialong He; Li Liu; Palm, G.; “On the use of residual cepstrum in speech recognition”. *Acoustics, Speech, and Signal Processing, 1996. ICASSP-96. Conference Proceedings., 1996 IEEE International Conference on*, Volume: 1 , 7-10 May 1996.
- Raj, B.; Gouvea, E.B.; Moreno, P.J.; Stern, R.M.; “Cepstral compensation by polynomial approximation for environment-independent speech recognition”. *Spoken Language, 1996. ICSLP 96. Proceedings., Fourth International Conference on*, Volume: 4 , 3-6 Oct. 1996.

- Wassner, H.; Chollet, G.; “New cepstral representation using wavelet analysis and spectral transformation for robust speech recognition”. *Spoken Language, 1996. ICSLP 96. Proceedings., Fourth International Conference on*, Volume: 1 , 3-6 Oct. 1996.
- Xiaoyu Zhang; Mammone, R.J.; “Channel and noise normalization using affine transformed cepstrum”. *Spoken Language, 1996. ICSLP 96. Proceedings., Fourth International Conference on*, Volume: 4 , 3-6 Oct. 1996.
- Koishida, K.; Tokuda, K.; Kobayashi, T.; Imai, S.; “CELP coding system based on mel-generalized cepstral analysis”. *Spoken Language, 1996. ICSLP 96. Proceedings., Fourth International Conference on*, Volume: 1 , 3-6 Oct. 1996.
- Kitamura, T.; Takei, S.; “Speaker recognition model using two-dimensional mel-cepstrum and predictive neural network”. *Spoken Language, 1996. ICSLP 96. Proceedings., Fourth International Conference on*, Volume: 3 , 3-6 Oct. 1996.
- Vergin, R.; O’Shaughnessy, D.; Gupta, V.; “Compensated mel frequency cepstrum coefficients”. *Acoustics, Speech, and Signal Processing, 1996. ICASSP-96. Conference Proceedings., 1996 IEEE International Conference on*, Volume: 1 , 7-10 May 1996.
- MyungJin Bae; SangHyo Lee; “On a cepstral technique for pitch control in the high quality text-to-speech type system”. *Circuits and Systems, 1996., IEEE 39th Midwest symposium on*, Volume: 2 , 18-21 Aug. 1996.
- Openshaw, J.P.; Mason, J.S.; “Reducing the environmental sensitivity of cepstral features for speaker recognition”. *Signal Processing, 1996., 3rd International Conference on*, Volume: 1 , 14-18 Oct. 1996.
- Fineberg, A.B.; Yu, K.C.; “Time-frequency representation based cepstral processing for speech recognition”. *Acoustics, Speech, and Signal Processing, 1996. ICASSP-96. Conference Proceedings., 1996 IEEE International Conference on*, Volume: 1 , 7-10 May 1996.
- Zilovic, M.S.; Ramachandran, R.P.; Mammone, R.J.; “A fast algorithm for finding the adaptive component weighted cepstrum for speaker recognition”. *Speech and Audio Processing, IEEE Transactions on*, Volume: 5 , Issue: 1 , Jan. 1997.
- Delphin-Poulat, L.; Mokbel, C.; “Frame-synchronous adaptation of cepstrum by linear regression”. *Automatic Speech Recognition and Understanding, 1997. Proceedings., 1997 IEEE Workshop on*, 14-17 Dec. 1997.
- Morishima, M.; Isobe, T.; Takahashi, J.; “Phonetically adaptive cepstrum mean normalization for acoustic mismatch compensation”. *Automatic Speech Recognition and Understanding, 1997. Proceedings., 1997 IEEE Workshop on*, 14-17 Dec. 1997.
- Koishida, K.; Tokuda, K.; Kobayashi, T.; Imai, S.; “Efficient encoding of mel-generalized cepstrum for CELP coders”. *Acoustics, Speech, and Signal Processing, 1997. ICASSP-97., 1997 IEEE International Conference on*, Volume: 2 , 21-24 April 1997.
- Biem, A.; Katagiri, S.; “Cepstrum-based filter-bank design using discriminative feature extraction training at various levels”. *Acoustics, Speech, and Signal Processing, 1997. ICASSP-97., 1997 IEEE International Conference on*, Volume: 2 , 21-24 April 1997.

- Jingping Xu; Jingzhi Cheng; Yanjun Wu; "A cepstral method for analysis of acoustic transmission characteristics of respiratory system". *Biomedical Engineering, IEEE Transactions on*, Volume: 45 , Issue: 5 , May 1998.
- Zilovic, M.S.; Ramachandran, R.P.; Mammone, R.J.; "Speaker identification based on the use of robust cepstral features obtained from pole-zero transfer functions". *Speech and Audio Processing, IEEE Transactions on*, Volume: 6 , Issue: 3 , May 1998.
- Hwang, T.-H.; Lee, L.-M.; Wang, H.-C.; "Cepstral behaviour due to additive noise and a compensation scheme for noisy speech recognition". *Vision, Image and Signal Processing, IEE Proceedings-*, Volume: 145 , Issue: 5 , Oct. 1998.
- JeongJin Kim; MyungJin Bae; "On a modified cepstral pitch control technique for the high quality text-to-speech type system". *Circuits and Systems, 1998. Proceedings. 1998 Midwest Symposium on*, 9-12 Aug. 1998.
- Merwe, R.V.D.; Du Preez, J.A.; "Hybrid combination of knowledge- and cepstral-based features for phoneme recognition". *Communications and Signal Processing, 1998. COMSIG '98. Proceedings of the 1998 South African Symposium on*, 7-8 Sept. 1998.
- In-Chul Hwang; Sung-Nam Kim; Young-Woo Kim; Soo-Won Kim; "An LPC cepstrum processor for speech recognition". *Circuits and Systems, 1998. ISCAS '98. Proceedings of the 1998 IEEE International Symposium on*, Volume: 4 , 31 May-3 June 1998.
- Kobayashi, H.; Shimamura, T.; "A modified cepstrum method for pitch extraction". *Circuits and Systems, 1998. IEEE APCCAS 1998. The 1998 IEEE Asia-Pacific Conference on*, 24-27 Nov. 1998.
- Tolba, H.; O'Shaughnessy, D.; "Automatic speech recognition based on cepstral coefficients and a mel-based discrete energy operator". *Acoustics, Speech, and Signal Processing, 1998. ICASSP '98. Proceedings of the 1998 IEEE International Conference on*, Volume: 2 , 12-15 May 1998.
- Koishida, K.; Hirabayashi, G.; Tokuda, K.; Kobayashi, T.; "A wideband CELP speech coder at 16 kbit/s based on mel-generalized cepstral analysis". *Acoustics, Speech, and Signal Processing, 1998. ICASSP '98. Proceedings of the 1998 IEEE International Conference on*, Volume: 1 , 12-15 May 1998.
- Ephraim, Y.; Rahim, M.; "On second order statistics and linear estimation of cepstral coefficients". *Acoustics, Speech, and Signal Processing, 1998. ICASSP '98. Proceedings of the 1998 IEEE International Conference on*, Volume: 2 , 12-15 May 1998.
- McCourt, P.; Vaseght, S.; Harte, N.; "Multi-resolution cepstral features for phoneme recognition across speech sub-bands". *Acoustics, Speech, and Signal Processing, 1998. ICASSP '98. Proceedings of the 1998 IEEE International Conference on*, Volume: 1 , 12-15 May 1998.
- Digalakis, V.; Neumeyer, L.; Perakakis, M.; "Quantization of cepstral parameters for speech recognition over the World Wide Web". *Acoustics, Speech, and Signal Processing, 1998. ICASSP '98. Proceedings of the 1998 IEEE International Conference on*, Volume: 2 , 12-15 May 1998.
- Umesh, S.; Cohen, L.; Nelson, D.; "Improved scale-cepstral analysis in speech". *Acoustics, Speech, and Signal Processing, 1998. ICASSP '98. Proceedings of the 1998 IEEE International Conference on*, Volume: 2 , 12-15 May 1998.

- Ahmadi, S.; Spanias, A.S.; “Cepstrum-based pitch detection using a new statistical V/UV classification algorithm”. *Speech and Audio Processing, IEEE Transactions on*, Volume: 7 , Issue: 3 , May 1999.
- Vergin, R.; O’Shaughnessy, D.; Farhat, A.; “Generalized mel frequency cepstral coefficients for large-vocabulary speaker-independent continuous-speech recognition”. *Speech and Audio Processing, IEEE Transactions on*, Volume: 7 , Issue: 5 , Sept. 1999.
- Ephraim, Y.; Rahim, M.; “On second-order statistics and linear estimation of cepstral coefficients”. *Speech and Audio Processing, IEEE Transactions on*, Volume: 7 , Issue: 2 , March 1999.
- Gopalan, K.; Anderson, T.R.; Cupples, E.J.; “A comparison of speaker identification results using features based on cepstrum and Fourier-Bessel expansion”. *Speech and Audio Processing, IEEE Transactions on*, Volume: 7 , Issue: 3 , May 1999.
- Digalakis, V.V.; Neumeyer, L.G.; Perakakis, M.; “Quantization of cepstral parameters for speech recognition over the World Wide Web”. *Selected Areas in Communications, IEEE Journal on*, Volume: 17 , Issue: 1 , Jan. 1999.
- Yong Ho Suk; Seung Ho Choi; Hwang Soo Lee; “Cepstrum third-order normalisation method for noisy speech recognition”. *Electronics Letters*, Volume: 35 , Issue: 7 , 1 April 1999.
- Enbom, N.; Kleijn, W.B.; “Bandwidth expansion of speech based on vector quantization of the mel frequency cepstral coefficients”. *Speech Coding Proceedings, 1999 IEEE Workshop on*, 20-23 June 1999.
- Cristea, P.; Valsan, Z.; “New cepstrum frequency scale for neural network speaker verification”. *Electronics, Circuits and Systems, 1999. Proceedings of ICECS ’99. The 6th IEEE International Conference on*, Volume: 3 , 5-8 Sept. 1999.
- Kennedy, R.A.; Radlovic, B.D.; “Iterative cepstrum-based approach for speech dereverberation”. *Signal Processing and Its Applications, 1999. ISSPA ’99. Proceedings of the Fifth International Symposium on*, Volume: 1 , 22-25 Aug. 1999.
- Yoon Kim; Smith, J.O., III; “A speech feature based on Bark frequency warping-the non-uniform linear prediction (NLP) cepstrum”. *Applications of Signal Processing to Audio and Acoustics, 1999 IEEE Workshop on*, 17-20 Oct. 1999.
- Donghoon Hyun; Chulhee Lee; “Optimization of mel-cepstrum for speech recognition”. *Systems, Man, and Cybernetics, 1999. IEEE SMC ’99 Conference Proceedings. 1999 IEEE International Conference on*, Volume: 1 , 12-15 Oct. 1999.
- Garcia, A.A.; Mammone, R.J.; “Channel-robust speaker identification using modified-mean cepstral mean normalization with frequency warping”. *Acoustics, Speech, and Signal Processing, 1999. ICASSP ’99. Proceedings., 1999 IEEE International Conference on*, Volume: 1 , 15-19 March 1999.
- Chengalvarayan, R.; “Hierarchical subband linear predictive cepstral (HSLPC) features for HMM-based speech recognition”. *Acoustics, Speech, and Signal Processing, 1999. ICASSP ’99. Proceedings., 1999 IEEE International Conference on*, Volume: 1 , 15-19 March 1999.

- Chin-Teng Lin; Hsi-Wen Nein; Jiing-Yuan Hwu; “GA-based noisy speech recognition using two-dimensional cepstrum”. *Speech and Audio Processing, IEEE Transactions on*, Volume: 8 , Issue: 6 , Nov. 2000.
- Sang-Kwang Lee; Yo-Sung Ho; “Digital audio watermarking in the cepstrum domain”. *Consumer Electronics, IEEE Transactions on*, Volume: 46 , Issue: 3 , Aug. 2000.
- Hong Kook Kim; Seung Ho Choi; Hwang Soo Lee; “On approximating line spectral frequencies to LPC cepstral coefficients”. *Speech and Audio Processing, IEEE Transactions on*, Volume: 8 , Issue: 2 , March 2000.
- Xia Wang; Yuan Dong; Hakkinen, J.; Viikki, O.; “Noise robust Chinese speech recognition using feature vector normalization and higher-order cepstral coefficients”. *Signal Processing Proceedings, 2000. WCCC-ICSP 2000. 5th International Conference on*, Volume: 2 , 21-25 Aug. 2000.
- Eronen, A.; Klapuri, A.; “Musical instrument recognition using cepstral coefficients and temporal features”. *Acoustics, Speech, and Signal Processing, 2000. ICASSP '00. Proceedings. 2000 IEEE International Conference on*, Volume: 2 , 5-9 June 2000.
- Imai, S.; “Adaptive mel cepstral analysis based on UELS method”. *Adaptive Systems for Signal Processing, Communications, and Control Symposium 2000. AS-SPCC. The IEEE 2000*, 1-4 Oct. 2000.
- Jia-Ching Wang; Jhing-Fa Wang; Yu-Sheng Weng; “Chip design of mel frequency cepstral coefficients for speech recognition”. *Acoustics, Speech, and Signal Processing, 2000. ICASSP '00. Proceedings. 2000 IEEE International Conference on*, Volume: 6 , 5-9 June 2000.
- Xin Li; Yu, H.H.; “Transparent and robust audio data hiding in cepstrum domain”. *Multimedia and Expo, 2000. ICME 2000. 2000 IEEE International Conference on*, Volume: 1 , 30 July-2 Aug. 2000.
- Chazan, D.; Hoory, R.; Cohen, G.; Zibulski, M.; “Speech reconstruction from mel frequency cepstral coefficients and pitch frequency”. *Acoustics, Speech, and Signal Processing, 2000. ICASSP '00. Proceedings. 2000 IEEE International Conference on*, Volume: 3 , 5-9 June 2000.
- Sivakumaran, P.; Ariyaeinia, A.M.; “The use of sub-band cepstrum in speaker verification”. *Acoustics, Speech, and Signal Processing, 2000. ICASSP '00. Proceedings. 2000 IEEE International Conference on*, Volume: 2 , 5-9 June 2000.
- Torres, H.M.; Rufiner, H.L.; “Automatic speaker identification by means of Mel cepstrum, wavelets and wavelet packets”. *Engineering in Medicine and Biology Society, 2000. Proceedings of the 22nd Annual International Conference of the IEEE*, Volume: 2 , 23-28 July 2000.
- Lieb, M.; Haeb-Umbach, R.; “LDA derived cepstral trajectory filters in adverse environmental conditions”. *Acoustics, Speech, and Signal Processing, 2000. ICASSP '00. Proceedings. 2000 IEEE International Conference on*, Volume: 2 , 5-9 June 2000.
- Hung, W.-W.; “Derivation of robust mel frequency cepstral features based on SNR-dependent adaptive filter bank analysis”. *Electronics Letters*, Volume: 37 , Issue: 22 , 25 Oct 2001.

- Wong, E.; Sridharan, S.; “Comparison of linear prediction cepstrum coefficients and mel-frequency cepstrum coefficients for language identification”. *Intelligent Multimedia, Video and Speech Processing, 2001. Proceedings of 2001 International Symposium on*, 2-4 May 2001.
- Wei-Wen Hung; Hsiao-Chuan Wang; “A fuzzy approach for the equalization of cepstral variances”. *Acoustics, Speech, and Signal Processing, 2000. ICASSP '00. Proceedings. 2000 IEEE International Conference on*, Volume: 3 , 5-9 June 2000.
- Ryrnes, C.I.; Enqvist, P.; Lindquist, A.; “Cepstral coefficients, covariance lags, and pole-zero models for finite data strings”. *Signal Processing, IEEE Transactions on*, Volume: 49 , Issue: 4 , April 2001.
- Ho Young Hur; Hyung Soon Kim; “Formant weighted cepstral feature for LSP-based speech recognition”. *Acoustics, Speech, and Signal Processing, 2001. Proceedings. (ICASSP '01). 2001 IEEE International Conference on*, Volume: 1 , 7-11 May 2001.
- Stemmer, G.; Hacker, C.; Noth, E.; Niemann, H.; “Multiple time resolutions for derivatives of Mel-frequency cepstral coefficients”. *Automatic Speech Recognition and Understanding, 2001. ASRU '01. IEEE Workshop on*, 9-13 Dec. 2001.
- Vich, R.; Pribil, J.; Smekan, Z.; “New cepstral zero-pole vocal tract models for TTS synthesis”. *EUROCON'2001, Trends in Communications, International Conference on.*, Volume: 2 , 4-7 July 2001.
- Deligne, S.; Gopinath, R.; “Robust speech recognition with multi-channel codebook dependent cepstral normalization (MCDN)”. *Automatic Speech Recognition and Understanding, 2001. ASRU '01. IEEE Workshop on*, 9-13 Dec. 2001.
- Molau, S.; Pitz, M.; Schluter, R.; Ney, H.; “Computing Mel-frequency cepstral coefficients on the power spectrum”. *Acoustics, Speech, and Signal Processing, 2001. Proceedings. (ICASSP '01). 2001 IEEE International Conference on*, Volume: 1 , 7-11 May 2001.
- Hea-Kyoung Jung; Yu-Jin Kim; Jae-Ho Chung; “The implementation of PFCMS using cepstrum information”. *Circuits and Systems, 2001. ISCAS 2001. The 2001 IEEE International Symposium on*, Volume: 2 , 6-9 May 2001.
- Matsumoto, H.; Moroto, M.; “Evaluation of mel-LPC cepstrum in a large vocabulary continuous speech recognition”. *Acoustics, Speech, and Signal Processing, 2001. Proceedings. (ICASSP '01). 2001 IEEE International Conference on*, Volume: 1 , 7-11 May 2001.
- Gu, L.; Rose, K.; “Perceptual harmonic cepstral coefficients for speech recognition in noisy environment”. *Acoustics, Speech, and Signal Processing, 2001. Proceedings. (ICASSP '01). 2001 IEEE International Conference on*, Volume: 1 , 7-11 May 2001.
- Huerta, J.M.; “Alignment-based codeword-dependent cepstral normalization”. *Speech and Audio Processing, IEEE Transactions on*, Volume: 10 , Issue: 7 , Oct. 2002.
- Mak, B.; “A mathematical relationship between full-band and multiband mel-frequency cepstral coefficients”. *Signal Processing Letters, IEEE*, Volume: 9 , Issue: 8 , Aug. 2002.

- Yip, C.S.; Leung, S.H.; Chu, K.K.; “Optimal root cepstral analysis for speech recognition”. *Circuits and Systems, 2002. ISCAS 2002. IEEE International Symposium on*, Volume: 2 , 26-29 May 2002.
- Ching-Tang Hsieh; Pei-Ying Sou; “Blind cepstrum domain audio watermarking based on time energy features”. *Digital Signal Processing, 2002. DSP 2002. 2002 14th International Conference on*, Volume: 2 , 1-3 July 2002.
- Kinney, A.; Stevens, J.; “Wavelet packet cepstral analysis for speaker recognition”. *Signals, Systems and Computers, 2002. Conference Record of the Thirty-Sixth Asilomar Conference on*, Volume: 1 , 3-6 Nov. 2002.
- Deligne, S.; Potamianos, G.; Neti, C.; “Audio-visual speech enhancement with AVDCN (audio-visual codebook dependent cepstral normalization)”. *Sensor Array and Multichannel Signal Processing Workshop Proceedings, 2002*, 4-6 Aug. 2002.
- Byrnes, C.I.; Enqvist, P.; Lindquist, A.; “Identifiability of shaping filters from covariance lags, cepstral windows and Markov parameters”. *Decision and Control, 2002, Proceedings of the 41st IEEE Conference on*, Volume: 1 , 10-13 Dec. 2002.
- Hong Kai Sze; Salleh, S.-H.; Sha’ameri, A.Z.; “A new developed speech recognition education software in teaching LPC and LPC-derived cepstrum”. *Signal Processing, 2002 6th International Conference on*, Volume: 2 , 26-30 Aug. 2002.
- Nazar, M.N.; “Speaker identification using cepstral analysis”. *Students Conference, ISCON '02. Proceedings. IEEE*, Volume: 1 , 16-17 Aug. 2002.
- Zhong Yan-ping; Song-hua Shen; “A method of recovering vocal tract impulse response based on a new model for complex cepstrum of voiced speech”. *Signal Processing, 2002 6th International Conference on*, Volume: 2 , 26-30 Aug. 2002.
- Nazar, M.N.; “Mel-frequency cepstrum encoding in analog floating-gate circuitry”. *Circuits and Systems, 2002. ISCAS 2002. IEEE International Symposium on*, Volume: 4 , 26-29 May 2002.
- Changsheng Xu; Yongwei Zhu; Qi Tian; “Automatic music summarization based on temporal, spectral and cepstral features”. *Multimedia and Expo, 2002. ICME '02. Proceedings. 2002 IEEE International Conference on*, Volume: 1 , 26-29 Aug. 2002.
- Parssinen, K.; Salmela, P.; Harju, M.; Kiss, I.; “Comparing Jacobian adaptation with cepstral mean normalization and parallel model combination for noise robust speech recognition”. *Acoustics, Speech, and Signal Processing, 2002. Proceedings. (ICASSP '02). IEEE International Conference on*, Volume: 1 , 13-17 May 2002.
- Li Deng; Droppo, J.; Acero, A.; “A Bayesian approach to speech feature enhancement using the dynamic cepstral prior”. *Acoustics, Speech, and Signal Processing, 2002. Proceedings. (ICASSP '02). IEEE International Conference on*, Volume: 1 , 13-17 May 2002.
- Hong Kook Kim; Rose, R.C.; “Cepstrum-domain model combination based on decomposition of speech and noise for noisy speech recognition”. *Acoustics, Speech, and Signal Processing, 2002. Proceedings. (ICASSP '02). IEEE International Conference on*, Volume: 1 , 13-17 May 2002.

- Hong Kook Kim; Rose, R.C.; “Cepstrum-domain acoustic feature compensation based on decomposition of speech and noise for ASR in noisy environments”. *Speech and Audio Processing, IEEE Transactions on*, Volume: 11 , Issue: 5 , Sept. 2003.
- Chilton, E.; Marvi, H.; “Two-dimensional root cepstrum as feature extraction method for speech recognition”. *Electronics Letters*, Volume: 39 , Issue: 10 , 15 May 2003.
- Jaisimha, S.; Ing Yann Soon; “Bandwidth extension of narrow band speech using cepstral linear prediction”. *Information, Communications and Signal Processing, 2003 and the Fourth Pacific Rim Conference on Multimedia. Proceedings of the 2003 Joint Conference of the Fourth International Conference on*, Volume: 3 , 15-18 Dec. 2003.
- Bin Yan; Sheng-He Sun; Zhe-Ming Lu; “Improved echo hiding using power cepstrum and simulated annealing based synchronization technique”. *Machine Learning and Cybernetics, 2003 International Conference on*, Volume: 4 , 2-5 Nov. 2003.
- Myrvoll, T.A.; Nakamura, S.; “Optimal filtering of noisy cepstral coefficients for robust ASR”. *Automatic Speech Recognition and Understanding, 2003. ASRU '03. 2003 IEEE Workshop on*, 30 Nov.-3 Dec. 2003.
- Tyagi, V.; McCowan, I.; Misra, H.; Bourlard, H.; “Mel-cepstrum modulation spectrum (MCMS) features for robust ASR”. *Automatic Speech Recognition and Understanding, 2003. ASRU '03. 2003 IEEE Workshop on* , 30 Nov.-3 Dec. 2003.
- Guruprasad, S.; Dhananjaya, N.; Yegnanarayana, B.; “AANN models for speaker recognition based on difference cepstrals”. *Neural Networks, 2003. Proceedings of the International Joint Conference on*, Volume: 1 , 20-24 July 2003.
- Garcia, J.O.; Reyes Garcia, C.A.; “Mo-frequency cepstrum coefficients extraction from infant cry for classification of normal and pathological cry with feed-forward neural networks. *Neural Networks, 2003. Proceedings of the International Joint Conference on*, Volume: 4 , July 20 - 24, 2003.
- Shao, X.; Milner, B.; “Clean speech reconstruction from noisy mel-frequency cepstral coefficients using a sinusoidal model”. *Acoustics, Speech, and Signal Processing, 2003. Proceedings. (ICASSP '03). 2003 IEEE International Conference on*, Volume: 1 , 6-10 April 2003.
- Yapanel, U.H.; Dharanipragada, S.; “Perceptual MVDR-based cepstral coefficients (PMCCs) for robust speech recognition”. *Acoustics, Speech, and Signal Processing, 2003. Proceedings. (ICASSP '03). 2003 IEEE International Conference on*, Volume: 1 , 6-10 April 2003.
- Segura, J.C.; Benitez, C.; de la Torre, A.; Rubio, A.J.; Ramirez, J.; “Cepstral domain segmental nonlinear feature transformations for robust speech recognition”. *Signal Processing Letters, IEEE*, Volume: 11 , Issue: 5 , May 2004.
- Godino-Llorente, J.I.; Gomez-Vilda, P.; “Automatic detection of voice impairments by means of short-term cepstral parameters and neural network based detectors”. *Biomedical Engineering, IEEE Transactions on*, Volume: 51 , Issue: 2 , Feb. 2004.
- Li Deng; Droppo, J.; Acero, A.; “Estimating cepstrum of speech under the presence of noise using a joint prior of static and dynamic features”. *Speech and Audio Processing, IEEE Transactions on*, Volume: 12 , Issue: 3 , May 2004.

- Kim, Y.J.; Chung, J.H.; “Pitch synchronous cepstrum for robust speaker recognition over telephone channels”. *Electronics Letters*, Volume: 40 , Issue: 3 , 5 Feb. 2004.
- Yoshizawa, S.; Hayasaka, N.; Wada, N.; Miyanaga, Y.; “Cepstral gain normalization for noise robust speech recognition”. *Acoustics, Speech, and Signal Processing, 2004. Proceedings. (ICASSP '04). IEEE International Conference on*, Volume: 1 , 17-21 May 2004.
- Chang-wen Hsu; Lin-shan Lee; “Higher order cepstral moment normalization (HOCMN) for robust speech recognition”. *Acoustics, Speech, and Signal Processing, 2004. Proceedings. (ICASSP '04). IEEE International Conference on*, Volume: 1 , 17-21 May 2004.
- Myrvoll, T.A.; Nakamura, S.; “Minimum mean square error filtering of noisy cepstral coefficients with applications to ASR”. *Acoustics, Speech, and Signal Processing, 2004. Proceedings. (ICASSP '04). IEEE International Conference on*, Volume: 1 , 17-21 May 2004.
- Gomez, P.; Godino, J.I.; Rodriguez, F.; Diaz, F.; Nieto, V.; Alvarez, A.; Rodelar, V.; “Evidence of vocal cord pathology from the mucosal wave cepstral contents”. *Acoustics, Speech, and Signal Processing, 2004. Proceedings. (ICASSP '04). IEEE International Conference on*, Volume: 5 , 17-21 May 2004.
- Seddik, H.; Rahmouni, A.; Sayadi, M.; “Text independent speaker recognition using the Mel frequency cepstral coefficients and a neural network classifier”. *Control, Communications and Signal Processing, 2004. First International Symposium on*, 2004.
Selouani, S.A.; O'Shaughnessy, D.; “Robustness of speech recognition using genetic algorithms and a Mel-cepstral subspace approach”. *Acoustics, Speech, and Signal Processing, 2004. Proceedings. (ICASSP '04). IEEE International Conference on*, Volume: 1 , 17-21 May 2004.
- Swanson, A.L.; Ramachandran, R.P.; Chin, S.H.; “Fast adaptive component weighted cepstrum pole filtering for speaker identification”. *Circuits and Systems, 2004. ISCAS '04. Proceedings of the 2004 International Symposium on*, Volume: 5 , 23-26 May 2004.
- Van Hamme, H.; “Robust speech recognition using cepstral domain missing data techniques and noisy masks”. *Acoustics, Speech, and Signal Processing, 2004. Proceedings. (ICASSP '04). IEEE International Conference on*, Volume: 1 , 17-21 May 2004.
- Kim, H. K.; Kang, H. G.; “An adaptive short-term postfilter based on pseudo-cepstral representation of line spectral frequencies”. *Speech Communication*, 37, 3-4, Jul, 2002.
- Huerta, J. M.; “Alignment-based codeword-dependent cepstral normalization”. *Ieee Transactions On Speech And Audio Processing*, 10, 7, Oct, 2002.
- Miles, J. H.; “Analysis And Correction Of Ground Reflection Effects In Measured Narrow-Band Sound Spectra Using Cepstral Techniques”. *Journal Of The Acoustical Society Of America*, 58, 1975.
- Miles, J. H.; Stevens, G. H.; “Application Of Cepstral Techniques To Ground-Reflection Effects In Measured Acoustic Spectra”. *Journal Of The Acoustical Society Of America*, 61, 1, 1977.

- Bolton, J. S.; Gold, E.; "The Application Of Cepstral Techniques To The Measurement Of Transfer-Functions And Acoustical Reflection Coefficients". *Journal Of Sound And Vibration*, 93, 2, 1984.
- Smirenov, V. D.; "The Application Of Cepstrum Analysis To The Measurement Of Acoustical Frequency-Response Function". *Radiotekhnika I Elektronika*, 34, 12, Dec, 1989.
- Koishida, K.; Tokuda, K.; Kobayashi, T.; Imai, S.; "CELP speech coding based on mel-generalized cepstral analyses". *Electronics And Communications In Japan Part Iii-Fundamental Electronic Science*, 83, 5, 2000.
- Yoshizawa, S.; Hayasaka, N.; Wada, N.; Miyanaga, Y.; "Cepstral amplitude range normalization for noise robust speech recognition". *Ieice Transactions On Information And Systems*, E87D, 8, Aug, 2004.
- Tenold, J. L.; Crowell, D. H.; Jones, R. H.; Daniel, T. H.; McPherson, D.; Popper, A. N.; "Cepstral And Stationarity Analyses Of Full-Term And Premature-Infants Cries". *Journal Of The Acoustical Society Of America*, 56, 3, 1974.
- Markel, J. D.; Gray, A. H.; "Cepstral Distance And Frequency Domain". *Journal Of The Acoustical Society Of America*, 58, 1975.
- Viikki, O.; Laurila, K.; "Cepstral domain segmental feature vector normalization for noise robust speech recognition". *Speech Communication*, 25, 1-3, Aug, 1998.
- Ali, M. G. S.; Mohamed, A. R.; "Cepstral prediction analysis of the signal pathway in an ultrasonic A-scan". *Journal Of Sound And Vibration*, 236, 4, Sep 28, 2000.
- Aikawa, K.; Singer, H.; Kawahara, H.; Tohkura, Y.; "Cepstral representation of speech motivated by time-frequency masking: An application to speech recognition". *Journal Of The Acoustical Society Of America*, 100, 1, Jul, 1996.
- Bauman, P. D.; Lipshitz, S. P.; Scott, T. C.; Vanderkooy, J.; "Cepstral Techniques For Transducer Measurement". *Journal Of The Audio Engineering Society*, 32, 12, 1984.
- Bauman, P. D.; Vanderkooy, J.; Lipshitz, S. P.; "Cepstral Techniques For Transducer Measurement.2". *Journal Of The Audio Engineering Society*, 33, 12, Dec, 1985.
- Syed, A. A.; Brown, J. D.; Oliver, M. J.; Hills, S. A.; "The Cepstrum - A Viable Method For The Removal Of Ground Reflections". *Journal Of Sound And Vibration*, 71, 2, 1980.
- Chen, J. D.; Paliwal, K. K.; Nakamura, S.; "Cepstrum derived from differentiated power spectrum for robust speech recognition". *Speech Communication*, 41, 2-3, Oct, 2003.
- Suk, Y. H.; Choi, S. H.; Lee, H. S.; "Cepstrum third-order normalisation method for noisy speech recognition". *Electronics Letters*, 35, 7, Apr 1, 1999.
- Lewis, M. A.; Ramachandran, R. P.; "Cochannel speaker count labelling based on the use of cepstral and pitch prediction derived features". *Pattern Recognition*, 34, 2, Feb, 2001.
- Brown, J. C.; "Computer identification of musical instruments using pattern recognition with cepstral coefficients as features". *Journal Of The Acoustical Society Of America*, 105, 3, Mar, 1999.

- Hung, W. W.; “Derivation of robust mel frequency cepstral features based on SNR-dependent adaptive filter bank analysis”. *Electronics Letters*, 37, 22, Oct 25, 2001.
- Bolton, J. S.; Gold, E.; “The Determination Of Acoustic Reflection Coefficients By Using Cepstral Techniques.1. Experimental Procedures And Measurements Of Polyurethane Foam”. *Journal Of Sound And Vibration*, 110, 2, Oct 22, 1986.
- Bolton, J. S.; Gold, E.; “The Determination Of Acoustic Reflection Coefficients By Using Cepstral Techniques.2. Extensions Of The Technique And Considerations Of Accuracy”. *Journal Of Sound And Vibration*, 110, 2, Oct 22, 1986.
- Pai, H. F.; Wang, H. C.; “A 2-Dimensional Cepstrum Approach For The Recognition Of Mandarin Syllable Initials”. *Pattern Recognition*, 26, 4, Apr, 1993.
- Poche, L. B.; Rogers, P. H.; “Echo Reduction In Low-Frequency Calibration Using Complex Cepstrum”. *Journal Of The Acoustical Society Of America*, 60, 1976.
- Wu, G. Q.; “Estimation of range and depth of a submerged moving object by using noise cepstrum”. *Journal Of Sound And Vibration*, 245, 5, Aug 30, 2001.
- Gromasheva, O. S.; Zakharov, V. A.; “Estimation of the underwater explosion depth from the modified cepstral analysis of sea reverberation”. *Acoustical Physics*, 48, 3, May-Jun, 2002.
- Srodecki, K.; “Evaluation Of The Reverberation Decay Quality In Rooms Using The Autocorrelation Function And The Cepstrum Analysis”. *Acustica*, 80, 3, May-Jun, 1994.
- Skowronski, M. D.; Harris, J. G.; “Exploiting independent filter bandwidth of human factor cepstral coefficients in automatic speech recognition”. *Journal Of The Acoustical Society Of America*, 116, 3, Sep, 2004.
- Randall, R. B.; Gao, Y.; “Extraction Of Modal Parameters From The Response Power Cepstrum”. *Journal Of Sound And Vibration*, 176, 2, Sep 15, 1994.
- Broad, D. J.; Clermont, F.; “Formant Estimation By Linear Transformation Of The Lpc Cepstrum”. *Journal Of The Acoustical Society Of America*, 86, 5, Nov, 1989.
- Kanno, T.; Kobayashi, T.; Imai, S.; “Generalized Cepstral Modeling Of Degraded Speech And Its Application To Speech Enhancement”. *Ieice Transactions On Fundamentals Of Electronics Communications And Computer Sciences*, E76A, 8, Aug, 1993.
- Ljolje, A.; “The Importance Of Cepstral Parameter Correlations In Speech Recognition”. *Computer Speech And Language*, 8, 3, Jul, 1994.
- Koishida, K.; Hirabayashi, G.; Tokuda, K.; Kobayashi, T.; “A 16kb/s wide-band CELP-based speech coder using mel-generalized cepstral analysis”. *Ieice Transactions On Information And Systems*, E83D, 4, Apr, 2000.
- Imai, S.; Abe, Y.; “Low Bit Rate Vocoder Based On An Improved Cepstral Method”. *Journal Of The Acoustical Society Of America*, 64, 1978.
- Tung, S. L.; Juang, Y. T.; “Mandarin speech recognition using segment-based cepstral comparison in noisy conditions”. *Electronics Letters*, 32, 17, Aug 15, 1996.

- Teresi, E.; De Poli, G.; Ferrero, F.; “Mel cepstrum parameterization and classification of opera singers’ voices”. *Acustica*, 86, 3, May-Jun, 2000.
- Zhou, L. A.; Imai, S.; “Multisegment Multiple Vq Codebooks-Based Speaker-Independent Isolated-Word Recognition Using Unbiased Mel Cepstrum”. *Ieice Transactions On Information And Systems*, E78D, 9, Sep, 1995.
- Shiraki, Y.; “Optimal temporal decomposition for voice morphing preserving Delta cepstrum”. *Ieice Transactions On Fundamentals Of Electronics Communications And Computer Sciences*, E87A, 3, Mar, 2004.
- Max, L.; Mueller, P. B.; “Speaking Fo and cepstral periodicity analysis of conversational speech in a 105-year-old woman: Variability of aging effects”. *Journal Of Voice*, 10, 3, Sep, 1996.
- Garner, S.; Gallego, S.; Collet, L.; BergerVachon, C.; “Spectral and cepstral properties of vowels as a means for characterizing velopharyngeal impairment in children”. *Cleft Palate-Craniofacial Journal*, 33, 6, Nov, 1996.
- Chi, S. M.; Oh, Y. H.; “Spectral magnitude normalisation and cepstral coefficient transform for noisy-Lombard speech recognition”. *Electronics Letters*, 32, 19, Sep 12, 1996.
- Kim, H. K.; Lee, H. S.; “Spectral peak-weighted liftering of cepstral coefficients for speech recognition”. *Ieice Transactions On Information And Systems*, E83D, 7, Jul, 2000.
- Koishida, K.; Tokuda, K.; Kobayashi, T.; Imai, S.; “Spectral representation of speech based on mel-generalized cepstral coefficients and its properties”. *Electronics And Communications In Japan Part Iii-Fundamental Electronic Science*, 83, 3, 2000.
- Imai, S.; Kitamura, T.; “Speech Analysis Using 2-Dimensional Cepstrum”. *Electronics & Communications In Japan*, 59, 12, 1976.
- Tokuda, K.; Kobayashi, T.; Imai, S.; Fukuda, T.; “Speech Coding Based On Adaptive Mel-Cepstral Analysis And Its Evaluation”. *Electronics And Communications In Japan Part Iii-Fundamental Electronic Science*, 78, 6, Jun, 1995.
- Vaseghi, S. V.; Conner, P. N.; Milner, B. P.; “Speech Modeling Using Cepstral-Time Feature Matrices In Hidden Markov-Models”. *Iee Proceedings-I Communications Speech And Vision*, 140, 5, Oct, 1993.
- Arai, T.; Pavel, M.; Hermansky, H.; Avendano, C.; “Syllable intelligibility for temporally filtered LPC cepstral trajectories”. *Journal Of The Acoustical Society Of America*, 105, 5, May, 1999.
- McKendree, F. S.; “Talker Identification By Cepstrum”. *Journal of the Acoustical Society of America*, 76, SUPPL. 1, 1984.
- Kanno, T.; Kobayashi, T.; Imai, S.; “Use Of A-Priori Information In Generalized Cepstral Modeling Of Degraded Speech”. *Electronics And Communications In Japan Part Iii-Fundamental Electronic Science*, 78, 2, Feb, 1995.
- Fjell, P. O.; “Use Of Cepstrum Method For Arrival Times Extraction Of Overlapping Signals Due To Multipath Conditions In Shallow-Water”. *Journal Of The Acoustical Society Of America*, 59, 1, 1976.
- Jun, Z.; Kwong, S.; Gang, W.; Hong, Q. Y.; “Using Mel-frequency cepstral coefficients in missing data technique”. *Eurasip Journal On Applied Signal Processing*, 2004, 3, Mar, 2004.

B.4 Filter Design

- Ekstrom, M.; Twogood, R.; “A stability test for 2-D recursive digital filters using the complex cepstrum”. *Acoustics, Speech, and Signal Processing, IEEE International Conference on ICASSP '77.*, Volume: 2 , May 1977.
- Soo-Chang Pei; Shen-Tan Lu; “Design of minimum-phase FIR digital filters by differential cepstrum”. *Circuits and Systems, IEEE Transactions on*, Volume: 33 , Issue: 5 , May 1986.
- Pei, S.-C.; Jaw, S.-B.; “Improved design of minimum-phase FIR digital filters by cepstrum and fast Hartley transform”. *Electronics Letters*, Volume: 26 , Issue: 14 , 5 July 1990.
- Alshebeili, S.A.; Cetin, A.E.; Venetsanopoulos, A.N.; “ Identification of non-minimum phase MA systems using cepstral operations on slices of higher order spectra”. *Circuits and Systems II: Analog and Digital Signal Processing, IEEE Transactions on*, Volume: 39 , Issue: 9 , Sept. 1992.
- Hai Huyen Dam; Nordebo, S.; Svensson, L.; “Design of minimum-phase digital filters as the sum of two allpass functions using the cepstrum technique”. *Signal Processing, IEEE Transactions on*, Volume: 51 , Issue: 3 , March 2003.
- Jovanovic-Dolecek, G.; Diaz-Carmona, J.; “Digital all-pass filter design method based on complex cepstrum”. *Electronics Letters*, Volume: 39 , Issue: 8 , 17 April 2003.
- Kidambi, S.S.; “Closed-form approach to design of all-pass digital filters using cepstral coefficients”. *Electronics Letters*, Volume: 40 , Issue: 12 , 10 June 2004.
- Pei, S. C.; Jaw, S. B.; “Improved Design Of Minimum-Phase Fir Digital-Filters By Cepstrum And Fast Hartley Transform”. *Electronics Letters*, 26, 14, Jul 5, 1990.
- Reddy, G. R.; “Design Of Minimum-Phase Fir Digital-Filter Through Cepstrum”. *Electronics Letters*, 22, 23, Nov 6, 1986.

B.5 2D/Image

- Stockham, T. G.; “Image processing in the context of a visual model”. *Proc. IEEE*, vol. 60, July 1972.
- Cannon, M.; “Blind deconvolution of spatially invariant image blurs with phase”. *Acoustics, Speech, and Signal Processing, IEEE Transactions on*, Vol: 24, No: 1 Feb 1976.
- Rom, R.; “On the cepstrum of two-dimensional functions (Corresp.)”. *Information Theory, IEEE Transactions on*, Volume: 21 , Issue: 2 , Mar 1975.
- Bhanu, B.; “Computation of two-dimensional complex cepstrum”. *Acoustics, Speech, and Signal Processing, IEEE International Conference on ICASSP '82.*, Volume: 7 , May 1982.
- Yeshurun, Y.; Schwartz, E.L.; “Cepstral filtering on a columnar image architecture: a fast algorithm for binocular stereo segmentation”. *Pattern Analysis and Machine Intelligence, IEEE Transactions on*, Volume: 11 , Issue: 7 , July 1989.

- Mitra, S.; Lee, D.J.; Krile, T.F.; “3-D representation from time-sequenced biomedical images using 2-D cepstrum”. *Visualization in Biomedical Computing, 1990., Proceedings of the First Conference on*, 22-25 May 1990.
- Pengling He; Yuanlong Cai; Dequn Liang; “On cepstrum approach to sequential image matching”. *Circuits and Systems, 1991. Conference Proceedings, China., 1991 International Conference on*, 16-17 June 1991.
- Smith, P.W.; Nandhakumar, N.; “An accurate stereo correspondence method for textured scenes using improved power cepstrum techniques”. *Computer Vision and Pattern Recognition, 1993. Proceedings CVPR '93., 1993 IEEE Computer Society Conference on*, 15-17 June 1993.
- Ramirez, J.M.; Baez-Lopez, D.; Carreto, F.; “A Cepstrum-based technique for disparity detection in a stereo vision system”. *Circuits and Systems, 1993., Proceedings of the 36th Midwest Symposium on*, 16-18 Aug. 1993.
- Smith, P.W.; Nandhakumar, N.; “An improved power cepstrum based stereo correspondence method for textured scenes”. *Pattern Analysis and Machine Intelligence, IEEE Transactions on*, Volume: 18 , Issue: 3 , March 1996.
- Taxt, T.; “Comparison of cepstrum based methods for radial blind deconvolution of ultrasound images”. *Computer-Based Medical Systems, 1996., Proceedings Ninth IEEE Symposium on*, 17-18 June 1996.
- Taxt, T.; “Erratum - Correction to: ”Comparison of Cepstrum-Based Methods for Radial Blind Deconvolution of Ultrasound Images”, Vol. 44, No. 3, p. 666”. *Ultrasonics, Ferroelectrics and Frequency Control, IEEE Transactions on*, Volume: 44 , Issue: 6 , Nov. 1997.
- Taxt, T.; “Comparison of cepstrum-based methods for radial blind deconvolution of ultrasound images”. *Ultrasonics, Ferroelectrics and Frequency Control, IEEE Transactions on*, Volume: 44 , Issue: 3 , May 1997.
- Germano Martins, A.C.; Rannayyan, R.M.; “Cepstral filtering and analysis of image texture in the Radon domain”. *Electrical and Computer Engineering, 1996. Canadian Conference on*, Volume: 1 , 26-29 May 1996.
- Rangayyan, R.M.; Martins, A.C.G.; “Texture element extraction via cepstral filtering of projections”. *Image Processing, 1997. Proceedings., International Conference on*, Volume: 3 , 26-29 Oct. 1997.
- Sarnel, H.; “A robust cepstrum-based algorithm for image registration using projections”. *Signal Processing, 2002 6th International Conference on*, Volume: 1 , 26-30 Aug. 2002.
- Awawdeh, A.; Guoliang Fan; “Pseudo cepstrum for assessing stereo quality of retinal images”. *Signals, Systems & Computers, 2003 The Thrity-Seventh Asilomar Conference on*, Volume: 2 , 9-12 Nov. 2003.
- Titir, V.P.; Shpachenko, O.V.; “Cepstrum analysis in holographic information systems”. *Laser and Fiber-Optical Networks Modeling, 2003. Proceedings of LFNM 2003. 5th International Workshop on*, 19-20 Sept. 2003.
- Koda, H.; Ogawa, T.; Sakata, S.; “A scheme of oblivious ghost-watermarking based on cepstral analysis and correlation techniques”. *Communications, Computers and signal Processing, 2003. PACRIM. 2003 IEEE Pacific Rim Conference on*, Volume: 2 , 28-30 Aug. 2003.
- Martins, A. C. G.; Rangayyan, R. M.; “Complex cepstral filtering of images and echo removal in the radon domain”. *Pattern Recognition*, 30, 11, Nov, 1997.

- Koda, H.; Tanaka, H.; “A new method of measuring the blocking effects of images based on cepstral information”. *Ieice Transactions On Fundamentals Of Electronics Communications And Computer Sciences*, E79A, 8, Aug, 1996.
- Lee, J. K.; Kabrisky, M.; Oxley, M. E.; Rogers, S. K.; Ruck, D. W.; “The Complex Cepstrum Applied To 2-Dimensional Images”. *Pattern Recognition*, 26, 10, Oct, 1993.
- Nowicki, A.; Marciniak, A.; “Detection Of Wall Vibrations By Means Of Cepstrum Analysis”. *Ultrasonic Imaging*, 11, 4, Oct, 1989.
- Lee, D. J.; Mitra, S.; Krile, T. F.; “Analysis Of Sequential Complex Images, Using Feature-Extraction And Two-Dimensional Cepstrum Techniques”. *Journal Of The Optical Society Of America A-Optics Image Science And Vision*, 6, 6, Jun, 1989.
- Lee, D. J.; Krile, T. F.; Mitra, S.; “Power Cepstrum And Spectrum Techniques Applied To Image Registration”. *Applied Optics*, 27, 6, Mar 15, 1988.
- Kuc, R.; Haghkerdar, K.; Odonnell, M.; “Presence Of Cepstral Peak In Random Reflected Ultrasound Signals”. *Ultrasonic Imaging*, 8, 3, Jul, 1986.
- Kuc, R.; Haghkerdar, K.; Odonnell, M. ”Presence Of Cepstral Peak In Random Reflected Ultrasound Signals”. *Ultrasonic Imaging*, 8, 1, Jan, 1986.
- Swan, H. W.; “Phase Averaging Of Image Ensembles By Using Cepstral Gradients”. *Journal Of The Optical Society Of America*, 73, 11, 1983.
- Prasad, K. P.; Unbehauen, R.; “Analytical Expressions Of 2-D Complex Cepstrum”. *Electronics Letters*, 19, 20, 1983.
- Afraimovich, E. L.; “Cepstral Analysis And Speckle-Interferometry Of Broad-Band Images”. *Radiotekhnika I Elektronika*, 27, 2, 1982.
- Lizzi, F. L.; King, D. L.; Feleppa, E. J.; Jaremko, N.; Wai, P.; “Digital, Ultrasonic, Cepstral, And Spectral-Analysis Of Invitro And Invivo Liver And Kidney”. *Ultrasonic Imaging*, 3, 2, 1981.
- Lizzi, F. L.; Feleppa, E. J.; Chang, S.; Herbst, J.; “Digital, Ultrasonic Characterization Of Vitreal Membranes And Retinal Detachments By Spectral And Cepstral Analysis”. *Ultrasonic Imaging*, 3, 2, 1981.
- Lizzi, F. L.; Feleppa, E. J.; Herbst, J.; Jaremko, N.; “Digital Spectral, Cepstral, And Image-Processing Techniques For Tissue Characterization”. *Ultrasonic Imaging*, 2, 2, 1980.

B.6 Deconvolution

- Stockham, T. G.; Cannon, T. M.; Ingebretsen, R. B.; “Blind deconvolution through digital signal processing”. *Proc. IEEE* 63, 1975.
- Lim, J. S.; “Spectral root homomorphic deconvolution system”. *Acoustics, Speech, and Signal Processing, IEEE Transactions on*, Vol: 27, No: 3, Jun 1979.
- Riley, H.B.; Alexander, W.E.; “Deconvolution Using The Complex Cepstrum”. *Southeastcon '81. Conference Proceedings*, 5-8 April 1981.

- Sokolov, R.T.; Rogers, J.C.; “Realizing homomorphic systems for convolution by time domain cepstral transformations”. *Acoustics, Speech, and Signal Processing, 1991. ICASSP-91., 1991 International Conference on*, 14-17 April 1991.
- Galas, T.; Rodet, X.; “Generalized Discrete Cepstral Analysis for Deconvolution of Source-Filter System with Discrete Spectra”. *Applications of Signal Processing to Audio and Acoustics, 1991. Final Program and Paper Summaries., 1991 IEEE ASSP Workshop on*, October 20-23, 1991.
- Brooks, D.H.; Nikias, C.L.; “Multichannel adaptive blind deconvolution using the complex cepstrum of higher order cross-spectra”. *Signal Processing, IEEE Transactions on*, Volume: 41 , Issue: 9 , Sept. 1993.
- Petropulu, A.P.; Nikias, C.L.; “Blind convolution using signal reconstruction from partial higher order cepstral information”. *Signal Processing, IEEE Transactions on*, Volume: 41 , Issue: 6 , June 1993.
- Hatzinakos, D.; “Blind system identification based on the complex cepstrum of the cyclic autocorrelation”. *Circuits and Systems, 1993., ISCAS '93, 1993 IEEE International Symposium on*, 3-6 May 1993.
- Li, Y.; Ding, Z.; “A non-parametric cepstral method for blind channel identification from cyclostationary statistics”. *Military Communications Conference, 1993. MILCOM '93. Conference record. 'Communications on the Move'., IEEE*, Volume: 2 , 11-14 Oct. 1993.
- Hatzinakos, D.; “Blind system identification based on the complex cepstrum of the cyclic autocorrelation”. *Circuits and Systems, 1993., ISCAS '93, 1993 IEEE International Symposium on*, 3-6 May 1993.
- Hatzinakos, D.; “Nonminimum phase channel deconvolution using the complex cepstrum of the cyclic autocorrelation”. *Signal Processing, IEEE Transactions on*, Volume: 42 , Issue: 11 , Nov. 1994.
- Yamada, I.; Sakaniwa, K.; Tsujii, S.; “A multidimensional isomorphic operator and its properties-a proposal of finite-extent multidimensional cepstrum”. *Signal Processing, IEEE Transactions on*, Volume: 42 , Issue: 7 , July 1994.
- Bessios, A.G.; Nikias, C.L.; “POTEA: the Power Cepstrum and Tricoherence Equalization Algorithm”. *Communications, IEEE Transactions on*, Volume: 43 , Issue: 11 , Nov. 1995.
- Krajnik, E.; “On time-domain deconvolution and the computation of the cepstrum”. *Circuits and Systems, 1995. ISCAS '95., 1995 IEEE International Symposium on*, Volume: 3 , 28 April-3 May 1995.
- Subramaniam, S.; Petropulu, A.P.; Wendt, C.; “Cepstrum-based deconvolution for speech dereverberation”. *Speech and Audio Processing, IEEE Transactions on*, Volume: 4 , Issue: 5 , Sept. 1996.
- Alkulaibi, A.; Soraghan, J.; Hussain, A.; “Hybrid higher order cepstrum and functional link network (HOCFLN) based blind equaliser”. *Digital Signal Processing Workshop Proceedings, 1996., IEEE*, 1-4 Sept. 1996.
- Al-Shoshan, A.I.; “System identification using the complex cepstrum and the evolutionary spectral theory”. *Signal Processing, 1996., 3rd International Conference on*, Volume: 1 , 14-18 Oct. 1996.

B.7 Geophysics

- Bogert, B. P.; Healy M. J. R.; “The quefrency alalysis of time series for echoes: Cepstrum, pseudo-autocovariance, cross-cepstrum, and saphe cracking”. *Time series Analysis, M. Rosenblatt, Ed.*, 1963.
- Stoffa, P. L.; Buhl, P.; Bryan, G. M.; “The application of homomorphic deconvolution to shallow-water marine seismology-part I: Models”. *Geophysics*, Vol: 39, No: 4, Aug. 1974.
- Buhl, P.; Stoffa, P. L.; Bryan, G. M.; “The application of homomorphic deconvolution to shallow-water marine seismology-part II: Real Data”. *Geophysics*, Vol: 39, No: 4, Aug. 1974.
- Tribolet, J. M.; Oppenheim, A. V.; “Deconvolution of seismic data using homomorphic filtering”. *Joint Auto. Control Conf., San Francisco*, Jun 1977.
- Ulrych, T. J.; “Application of homomorphic deconvolution to seismology”. *Geophysics*, Vol: 36, No: 4, Aug 1971.
- Otis, R. M.; Smith, R. B.; “Homomorphic deconvolution by log spectral averaging”. *Geophysics*, Vol: 42, No: 6, Oct 1977.
- Sun, D. F. D.; “Detection And Estimation Of P-Pp Delay Time By Cepstrum Analysis”. *Transactions-American Geophysical Union*, 57, 12, 1976.
- Zimdars, M. A.; Taylor, R. W.; Willis, D. E.; “Application Of Cepstrum Analysis To Discrimination Of Multiple Arrivals At First Zone Distances”. *Transactions-American Geophysical Union*, 57, 2, 1976.
- Butler, R.; “Shear-Wave Properties Of Marine-Sediments Derived From Cepstral Analysis Of Background-Noise”. *Geophysical Research Letters*, 15, 8, Aug, 1988.
- Shumway, R. H.; Baumgardt, D. R.; Der, Z. A.; “A cepstral F statistic for detecting delay-fired seismic signals”. *Technometrics*, 40, 2, May, 1998.
- Shumway, R. H.; Baumgardt, D. R.; Der, Z. A.; “A cepstral F statistic for detecting delay-fired seismic signals (vol 40, pg 100, 1998)”. *Technometrics*, 42, 2, May, 2000.
- Bonner, J. L.; Reiter, D. T.; Shumway, R. H.; “Application of a cepstral F statistic for improved depth estimation”. *Bulletin Of The Seismological Society Of America*, 92, 5, Jun, 2002.

B.8 Applications

- Chen, C.; Roemer, L.; “The application of cepstrum technique in power cable fault detection”. *Acoustics, Speech, and Signal Processing, IEEE International Conference on ICASSP '76.*, Volume: 1 , Apr 1976.
- Shankar, R.; McDonough, R.; “Ultrasonic measurements of defects in metals using cepstral processing”. *Acoustics, Speech, and Signal Processing, IEEE International Conference on ICASSP '78.*, Volume: 3 , Apr 1978.
- Jadvar, H.; Ripley, K.L.; Arzbaecher, R.C.; “Power spectral, cepstral, and Hartley analyses of intracardiac electrograms for detection of tachyarrhythmias”. *Computers in Cardiology 1989. Proceedings.*, 19-22 Sept. 1989.

- Lu, X.M.; Reid, J.M.; Soetanto, K.; Weng, L.; Genis, V.; “Cepstrum technique for multilayer structure characterization”. *Ultrasonics Symposium, 1990. Proceedings., IEEE 1990*, 4-7 Dec. 1990.
- Wen-Juh Kang; Jiue-Rou Shiu; Cheng-Kung Cheng; Jin-Shin Lai; Hen-Wei Tsao; Te-Son Kuo; “Cepstral coefficients as the new features for electromyography(EMG) pattern recognition”. *Engineering in Medicine and Biology Society, 1993. Proceedings of the 15th Annual International Conference of the IEEE*, Oct 28-31, 1993.
- Wen-Juh Kang; Jiue-Rou Shiu; Cheng-Kung Cheng; Jin-Shin Lai; Hen-Wai Tsao; Te-Son Kuo; “The application of cepstral coefficients and maximum likelihood method in EMG pattern recognition [movements classification]”. *Biomedical Engineering, IEEE Transactions on*, Volume: 42 , Issue: 8 , Aug. 1995.
- Bidhendi, H.N.; Qi Su; “Partial Discharge Location on Power Cables Using Cepstrum Analysis”. *Signal Processing and Its Applications, 1996. ISSPA 96., Fourth International Symposium on*, Volume: 1 , August 25-30, 1996.
- Quen-Zong Wu; I-Chang Jou; Suh-Yin Lee; “On-line signature verification using LPC cepstrum and neural networks”. *Systems, Man and Cybernetics, Part B, IEEE Transactions on*, Volume: 27 , Issue: 1 , Feb. 1997.
- Hao, L.; Ghodadra, R.; Thakor, N.V.; “Quantification of brain injury by EEG cepstral distance during transient global ischemia”. *Engineering in Medicine and Biology society, 1997. Proceedings of the 19th Annual International Conference of the IEEE*, Volume: 3 , 30 Oct.-2 Nov. 1997.
- Chih-Lung Lin; Wen-Juh Kang; Cheng-Tao Hu; Shuenn-Tsong Young; Jin-Shin Lai; Maw-Huei Lee; Te-Son Kuo; “Improved EMG pattern recognition using the distribution plot of cepstrum”. *Engineering in Medicine and Biology Society, 1998. Proceedings of the 20th Annual International Conference of the IEEE*, Volume: 5 , 29 Oct.-1 Nov. 1998.
- Teranishi, M.; Omato, S.; Kosaka, T.; “New and used bills classification for cepstrum patterns”. *Neural Networks, 1999. IJCNN '99. International Joint Conference on*, Volume: 6 , 10-16 July 1999.
- Nam Ik Cho; “A convolution model and a cepstral filtering algorithm for the reduction of blocking artifacts”. *Circuits and Systems, 2000. Proceedings of the 43rd IEEE Midwest Symposium on*, Volume: 2 , 8-11 Aug. 2000.
- Gao, Y.; Pulford, G.; Sendt, J.; Maguer, A.; “Flight parameter identification from cepstrum tracks”. *Information, Decision and Control, 2002. Final Program and Abstracts*, 11-13 Feb. 2002.
- Yue Han; Jiangfeng Chen; Bingnan Pei; “Differential cepstrum for radar HRR profiles-aligning”. *TENCON '02. Proceedings. 2002 IEEE Region 10 Conference on Computers, Communications, Control and Power Engineering*, Volume: 1 , 28-31 Oct. 2002.
- Wear, K.A.; “Autocorrelation and cepstral methods for measurement of tibial cortical thickness”. *Ultrasonics, Ferroelectrics and Frequency Control, IEEE Transactions on*, Volume: 50 , Issue: 6 , June 2003.
- Muddeen, F.; Copeland, B.; “Free-field sound measurements of the Caribbean steelpan - an application of cepstrum analysis”. *SoutheastCon, 2003. Proceedings. IEEE*, April 4-6, 2003.
- Aatola, S.; Leskinen, R.; “Cepstrum Analysis Predicts Gearbox Failure”. *Noise Control Engineering Journal*, 34, 2, Mar-Apr, 1990.

- Afraimovich, E. L.; "Cepstral Analysis Of Interfering Delay Signals As Applied To Detection Of Gravitational Lenses". *Astronomy And Astrophysics*, 105, 1, 1982.
- Afraimovich, E. L.; "Cepstrum Analysis Of Interfering Delayed Signals As A Tool For Detecting Gravitational Lenses". *Soviet Astronomy Letters*, 8, 2, 1982.
- Afraymovich, E. L.; "Cable-Line Diagnostics By Cepstrum Analysis Of The Transmitted Signal". *Telecommunications And Radio Engineering*, 37-8, 9, 1983.
- Avvakumov, S. Y.; Aleksandrov, A. I.; Metelkin, V. N.; Finkelstein, M. I.; "Cepstrum Signal-Processing For Subsurface Radar Problems". *Radiotekhnika I Elektronika*, 29, 11, 1984.
- Belyi, A. A.; Gilevskii, S. V.; Mikulovich, V. I.; "Cepstrum Analysis Of The Vibrations Of Rotor Machines". *Soviet Journal Of Nondestructive Testing-Ussr*, 19, 7, 1983.
- Bloch, H. P.; "Spectrum, FFT and cepstrum analyses pinpoint machinery distress". *Hydrocarbon Processing*, 76, 9, Sep, 1997.
- Bracciali, A.; Cascini, G.; "Detection of corrugation and wheel flats of railway wheels using energy and cepstrum analysis of rail acceleration". *Proceedings Of The Institution Of Mechanical Engineers Part F-Journal Of Rail And Rapid Transit*, 211, 2, 1997.
- Coyne, P. J.; "Cepstral Domain Zero-Point Analysis For Flaw Size Determination Of Ultrasonic Echoes From Circular Targets". *Materials Evaluation*, 40, 10, 1982.
- Curcie, D. J.; Craelius, W.; "Recognition of individual heart rate patterns with cepstral vectors". *Biological Cybernetics*, 77, 2, Aug, 1997.
- Dewen, P. N.; Pialucha, T. P.; Cawley, P.; "Improving The Resolution Of Ultrasonic Echoes From Thin Bondlines Using Cepstral Processing". *Journal Of Adhesion Science And Technology*, 5, 8, 1991.
- DiMaggio, S. J.; "Acceptance screening of turbopump gears using the cepstrum method". *Journal Of Propulsion And Power*, 18, 3, May-Jun, 2002.
- El Badaoui, M.; Antoni, J.; Guillet, F.; Daniere, J.; Velez, P.; "Use of the moving cepstrum integral to detect and localise tooth spalls in gears". *Mechanical Systems And Signal Processing*, 15, 5, Sep, 2001.
- El Badaoui, M.; Guillet, F.; Daniere, J.; "New applications of the real cepstrum to gear signals, including definition of a robust fault indicator". *Mechanical Systems And Signal Processing*, 18, 5, Sep, 2004.
- Fahmy, M. N.; Finch, R. D.; "Cepstrum Analysis Of Surface-Waves In Acoustic Signature Inspection Of Railroad Wheels". *Journal Of The Acoustical Society Of America*, 75, 4, 1984.
- Fusamoto, H.; Suzuki, K.; Hayashi, N.; Sasaki, Y.; Kono, M.; Imai, Y.; Sato, N.; Kamada, T.; "Cepstral Analysis Of The Ultrasonic Wave-Forms Obtained From Chronic Liver-Disease". *Hepatology*, 12, 2, Aug, 1990.
- Gudra, T.; Opielinski, K. J.; "Applying spectrum analysis and cepstrum analysis to examine the cavitation threshold in water and in salt solution". *Ultrasonics*, 42, 1-9, Apr, 2004.

- Joshi, S. S.; Arora, K. K.; "Noise-Analysis Applications Made At Rajasthan-Atomic-Power-Station, Including Primary Coolant Flow-Rate Measurements Using N-16 Signal And The Cepstrum Technique Of Analysis". *Progress In Nuclear Energy*, 9, 1982.
- Khalili, N.; Hammond, J. K.; "Application Of Cepstral Techniques For The Determination Of Reflection Coefficients For Dispersive Systems.2. Comparison Between Theory And Experiment". *Mechanical Systems And Signal Processing*, 7, 5, Sep, 1993.
- Khalili, N.; Hammond, J. K.; "Application Of Cepstral Techniques For The Determination Of Reflection Coefficients For Dispersive Systems.1. Theory And Numerical Results". *Mechanical Systems And Signal Processing*, 7, 5, Sep, 1993.
- Kim, J. T.; Lyon, R. H.; "Cepstral Analysis As A Tool For Robust Processing, Deverberation And Detection Of Transients". *Mechanical Systems And Signal Processing*, 6, 1, Jan, 1992.
- Kirmse, D. W.; "Cepstral Analysis Of Hyperfine-Structure In Electron-Paramagnetic Resonance". *Journal Of Magnetic Resonance*, 11, 1, 1973.
- Klimov, A. V.; "Determination Of The State Of Gear Transmissions By The Method Of Cepstrum Analysis". *Soviet Engineering Research*, 3, 9, 1983.
- Lizzi, F.; King, D.; Feleppa, E.; Jaremko, N.; Wai, P.; "Liver-Tissue Characterization By Digital Spectrum And Cepstrum Analysis". *Ieee Transactions On Sonics And Ultrasonics*, 29, 3, 1982.
- Meadows, K. R.; Hardin, J. C.; "Removal Of Spurious Reflections From Computational Fluid Dynamic Solutions With The Complex Cepstrum". *Aiaa Journal*, 30, 1, Jan, 1992.
- Minamiyama, M.; Yagi, S.; "Ultrasonic Measurement Of Small Vessel Dimensions By Mem Cepstrum". *Journal of the Physiological Society of Japan*, 50, 8-9, 1988.
- Mitchell, S. K.; Bedford, N. R.; "Long-Range Sensing Of Explosive Source Depths Using Cepstrum". *Journal Of The Acoustical Society Of America*, 58, 1975.
- Molinari, L.; Dumermuth, G.; "Cepstral Analysis Of Background Eeg". *Electroencephalography And Clinical Neurophysiology*, 66, 4, Apr, 1987.
- Nyitrai, L.; Nagy, Z.; "Quantitative-Determination Of Left-To-Right Shunts By Transfer-Function Tf And Cepstral Transformation Cet". *European Journal Of Nuclear Medicine*, 9, 7, 1984.
- Nyitrai, L.; Nagy, Z.; Dicso, F.; Rusznak, M.; "Quantitative Determination Of Left-To-Right Shunts By Transfer Function Tf And Cepstral Transformation Cet In Clinical Practice". *Kekes, E., L. Matos And L. Mihoczy (Ed.). Non-Invasive Cardiology, 1985; 4th European Conference On Mechanocardiography, Budapest, Hungary, September 11-14, 1985. Xxii+658p. Elsevier Science Publishers, Inc.: Amsterdam, Netherlands; New York, New York, Usa. Illus, 1987.*
- Okabe, H.; Kuboyama, K.; Hara, K.; Kai, S.; "Cepstrum analysis for surface waves on gels". *Japanese Journal Of Applied Physics Part 1-Regular Papers Short Notes & Review Papers*, 39, 5B, May, 2000.
- Pattichis, C. S.; Elia, A. G.; "Autoregressive and cepstral analyses of motor unit action potentials". *Medical Engineering & Physics*, 21, 6-7, Jul-Sep, 1999.

- Paul, J. S.; Reddy, M. R.; Kumar, V. J.; "A cepstral transformation technique for dissociation of wide QRS-type ECG signals using DCT". *Signal Processing*, 75, 1, May, 1999.
- Pearson, G. A.; Rocek, M.; Walter, R. I.; "Cepstral And Direct Analysis Of Electron-Spin Resonance-Spectra Of Substituted Triarylammonium Cation Radicals - Correlation Of Spin Distribution With Substituent Constants". *Journal Of Physical Chemistry*, 82, 10, 1978.
- Randall, R. B.; "Cepstrum Analysis And Gearbox Fault-Diagnosis". *Maintenance Management International*, 3, 3, 1982.
- Roemer, L. E.; Chen, C. S.; "Maximum Entropy Method Spectral Estimation Applied To Power Cable Diagnostics Via Cepstrum Processing". *Journal Of The Franklin Institute-Engineering And Applied Mathematics*, 310, 3, 1980.
- Roffeh, Y.; Einav, S.; Liaw, J.; Whiting, J.; Keren, G.; "Cepstrum analysis of reflected pressure waves in stenosed arteries". *Medical & Biological Engineering & Computing*, 34, 2, Mar, 1996.
- Rorke, M. C.; Lizzi, F. L.; King, D. L.; Feleppa, E. J.; Yaremko, M.; Wai, P.; "Use Of Cepstrum Analysis And Cepstral Imaging In Characterizing Liver-Tissue". *Ultrasonic Imaging*, 7, 1, 1985.
- Saltzberg, B.; "The Potential Role Of Cepstral Analysis In Electro Encephalogram Research In Epilepsy". *Kellaway, Peter And Ingemar Petersen (Ed.). Quantitative Analytic Studies In Epilepsy. Xiv+574p. Illus. Raven Press: New York, N. Y., Usa. Isbn 0-89004-133-4*, 1976.
- Satyam, M.; Rao, V. S.; Devy, C. G.; "Cepstrum Analysis - An Advanced Technique In Vibration Analysis Of Defects In Rotating Machinery". *Defence Science Journal*, 44, 1, Jan, 1994.
- Shimazu, T.; Inoue, M.; Matsumoto, M.; Nishioka, H.; Fujiwara, M.; Yasui, K.; Tada, M.; Abe, H.; "Cepstral Analysis Of Backscattered Ultrasound From The Normal And Infarcted Canine Myocardium". *Circulation*, 70, 4, 1984.
- Shimazu, T.; Inoue, M.; Matsumoto, M.; Nishioka, H.; Fujiwara, M.; Yasui, K.; Tada, M.; Abe, H.; "Cepstral Analysis Of Backscattered Ultrasound From The Normal And Infarcted Canine Myocardium". *American Heart Association Monograph*, 107, 1984.
- Shimazu, T.; Matsumoto, M.; Nishioka, H.; Fujiwara, M.; Matsuyama, T.; Ozaki, H.; Inoue, M.; Yasui, K.; Fukushima, M.; Abe, H.; "Cepstral Analysis Of The Backscattered Ultrasound From Normal And Infarcted Myocardium - An Experimental-Study On Ultrasonic Tissue Characterization". *Japanese Circulation Journal-English Edition*, 49, 8, 1985.
- Suzuki, K.; Hayashi, N.; Sasaki, Y.; Kono, M.; Imai, Y.; Fusamoto, H.; Kamada, T.; "Ultrasonic Tissue Characterization Of Chronic Liver-Disease Using Cepstral Analysis". *Gastroenterology*, 101, 5, Nov, 1991.
- Wallinga, G. S.; Rothwell, E. J.; Chen, K. M.; Nyquist, D. P.; "Application of cepstral analysis to radar target discrimination using E-pulse cancellation". *Journal Of Electromagnetic Waves And Applications*, 12, 3, 1998.
- Wang, B. H.; Dong, Y. W.; Wu, S. J.; Yang, Y.; Xiang, J. L.; Zhang, X. M.; Wang, H. Y.; "Power Cepstrum And Liftered Spectrum Analysis Of Human Pulse Signal". *Chinese Science Bulletin*, 39, 8, Apr, 1994.

- Zheng, G. T.; Wang, W. J.; “A new cepstral analysis procedure of recovering excitations for transient components of vibration signals and applications to rotating machinery condition monitoring”. *Journal Of Vibration And Acoustics-Transactions Of The Asme*, 123, 2, Apr, 2001.

B.9 Other

- Smith, R.; “Cepstrum discrimination function (Corresp.)”. *Information Theory, IEEE Transactions on*, Volume: 21 , Issue: 3 , May 1975.
- Hassab, J.; “Further derivations of statistical measures in the cepstrum (Corresp.)”. *Information Theory, IEEE Transactions on*, Volume: 23 , Issue: 4 , Jul 1977.
- Jack, M.A.; Grant, P.M.; Collins, J.H.; “Real Time Wideband Cepstrum Analysis Based on SAW Devices”. *Microwave Symposium Digest, MTT-S International*, Volume: 77 , Issue: 1 , Jun 1977.
- “Windowed sinusoidal waveforms analysis using the short time averaged cepstrum”. *Southeastcon '81. Conference Proceedings*, 5-8 April 1981.
- Rauner, H.; Appel, U.; Wolf, W.; “Application of a cepstral distance measure in evoked potential processing”. *Acoustics, Speech, and Signal Processing, IEEE International Conference on ICASSP '83*, Volume: 8 , Apr 1983.
- Lagunas, M.; “Cepstrum constraints in ME spectral estimation”. *Acoustics, Speech, and Signal Processing, IEEE International Conference on ICASSP '83.*, Volume: 8 , Apr 1983.
- Solo, V.; “Modeling of two-dimensional random fields by parametric cepstrum”. *Information Theory, IEEE Transactions on*, Volume: 32 , Issue: 6 , Nov 1986.
- Davidson, J.; Messer, H.; “Implementation of SAW complex cepstrum and its applications”. *Acoustics, Speech, and Signal Processing, IEEE International Conference on ICASSP '87.*, Volume: 12 , Apr 1987.
- Kay, S.M.; Jackson, L.B.; Huang, J.; Djuric, P.M.; “An approximate maximum likelihood ARMA estimator based on the power cepstrum”. *Acoustics, Speech, and Signal Processing, 1988. ICASSP-88., 1988 International Conference on*, 11-14 April 1988.
- Petropulu, A.; Nikias, C.L.; Proakis, J.G.; “Cumulant cepstrum of FM signals and high-resolution time delay estimation”. *Acoustics, Speech, and Signal Processing, 1988. ICASSP-88., 1988 International Conference on*, 11-14 April 1988.
- Petropulu, A.P.; Nikias, C.L.; “The complex cepstrum and bicepstrum: analytic performance evaluation in the presence of Gaussian noise”. *Acoustics, Speech, and Signal Processing, IEEE Transactions on*, Volume: 38 , Issue: 7 , July 1990.
- Nadeu, C.; Lleida, E.; “On the Cramer-Rao bound of finite-length cepstrum spectral estimators”. *Electronics Letters*, Volume: 26 , Issue: 14 , 5 July 1990.
- Tourneret, J.-Y.; Lacaze, B.; Castanie, F.; “Study of the cepstral coefficient probability density function”. *Statistical Signal and Array Processing, 1992. Conference Proceedings., IEEE Sixth SP Workshop on*, 7-9 Oct. 1992.

- Brooks, D.H.; “Ill-conditioned inverse problems: a solution using the complex cepstrum of higher order spectra”. *Acoustics, Speech, and Signal Processing, 1992. ICASSP-92., 1992 IEEE International Conference on*, Volume: 5 , 23-26 March 1992.
- Wear, K.A.; Wagner, R.F.; Insana, M.F.; Hall, T.J.; “Application of autoregressive spectral analysis to cepstral estimation of mean scatterer spacing”. *Ultrasonics, Ferroelectrics and Frequency Control, IEEE Transactions on*, Volume: 40 , Issue: 1 , Jan. 1993.
- Gou Fei; Ying-Lin Yu; Chow, T.W.S.; “System identification using higher order cepstrum”. *Industrial Technology, 1994. Proceedings of the IEEE International Conference on*, 5-9 Dec. 1994.
- Bolton, A.; Viola, M.; “The Augmented Cepstrum”. *Signal Processing and Its Applications, 1996. ISSPA 96., Fourth International Symposium on*, Volume: 2 , 25-30 August 1996.
- Alkulaibi, A.; Soraghan, J.; Hussain, A.; “Hybrid higher order cepstrum and functional link network (HOCFLN) based blind equaliser”. *Digital Signal Processing Workshop Proceedings, 1996., IEEE*, 1-4 Sept. 1996.
- Al-Shoshan, A.I.; “System identification using the complex cepstrum and the evolutionary spectral theory”. *Signal Processing, 1996., 3rd International Conference on*, Volume: 1 , 14-18 Oct. 1996.
- Bysted, T.K.; “Aliasing in the complex cepstrum of linear-phase signals”. *Information, Communications and Signal Processing, 1997. ICICS., Proceedings of 1997 International Conference on*, Volume: 3 , 9-12 Sept. 1997.
- Bin-Ning Chen; Xian-Da Zhang; “A new noncausal AR system identification method based on cepstrum”. *Circuits and Systems, 1997. ISCAS '97., Proceedings of 1997 IEEE International Symposium on*, Volume: 4 , 9-12 June 1997.
- Bertocco, M.; Lorenzin, D.; Paglierani, P.; “Modified cepstral analysis for accurate estimation of echo parameters in telecommunication networks”. *Acoustics, Speech, and Signal Processing, 1997. ICASSP-97., 1997 IEEE International Conference on*, Volume: 3 , 21-24 April 1997.
- Kaderli, A.; Kayhan, A.S.; “Spectral estimation of ARMA processes using ARMA-cepstrum recursion”. *Signal Processing Letters, IEEE*, Volume: 7 , Issue: 9 , Sept. 2000.
- Hong Kook Kim; Hong-Goo Kang; “A pseudo-cepstrum based short-term post-filter”. *Speech Coding, 2000. Proceedings. 2000 IEEE Workshop on*, 17-20 Sept. 2000.
- Kaderli, A.; Kayhan, A.S.; “Spectral estimation of nonstationary ARMA processes using the evolutionary cepstrum”. *Signal Processing Letters, IEEE*, Volume: 9 , Issue: 4 , April 2002.
- van der Merwe, N.T.; Hoffman, A.J.; “A modified cepstrum analysis applied to vibrational signals”. *Digital Signal Processing, 2002. DSP 2002. 2002 14th International Conference on*, Volume: 2 , 1-3 July 2002.
- Sarpal, S.; Chilton, E.; “ARMA modelling based on root cepstral deconvolution”. *Digital Signal Processing, 2002. DSP 2002. 2002 14th International Conference on*, Volume: 2 , 1-3 July 2002.

- Oppenheim, A.V.; Schafer, R.W.; “From frequency to quefrequency: a history of the cepstrum”. *Signal Processing Magazine, IEEE*, Volume: 21 , Issue: 5 , Sept. 2004.
- Jachan, M.; Matz, G.; Hlawatsch, F.; “Time-frequency-moving-average processes: principles and cepstral methods for parameter estimation”. *Acoustics, Speech, and Signal Processing, 2004. Proceedings. (ICASSP '04). IEEE International Conference on*, Volume: 2 , 17-21 May 2004.
- Afraimovich, E. L.; “Cepstral Analysis Of Broad-Band Radio-Emission - New Possibilities In Radio Astronomy”. *Astronomy And Astrophysics*, 97, 2, 1981.
- Afraimovitch, E. L.; “Cepstral Analysis Of Modulated Radiosignals - New Possibilities Of Sounding”. *Geomagnetizm I Aeronomiya*, 21, 4, 1981.
- Alkulaibi, A.; Soraghan, J. J.; “Hybrid higher-order cepstrum and functional link network-based blind equaliser (HOCFLN)”. *Signal Processing*, 62, 1, Oct, 1997.
- Baker, L. M.; Krile, T. F.; “Hybrid Electro-Optical Power Cepstrum Analyzer”. *Journal Of The Optical Society Of America*, 71, 12, 1981.
- Baker, L. M.; Krile, T. F.; “Hybrid Electrooptical Power Cepstrum Analyzer”. *Applied Optics*, 21, 17, 1982.
- Balakin, A. A.; Marimont, A. L.; “Cepstrum Tuning Of A Transversal Filter Equalizer”. *Telecommunications And Radio Engineering*, 38-9, 12, 1984.
- Balluet, J. C.; Lacoume, J. L.; Baudois, D.; “Separation Of 2 Close Echoes By Power Cepstrum”. *Annales Des Telecommunications-Annals Of Telecommunications*, 36, 7-8, 1981.
- Eken, F.; Atmaca, F.; Hepsaydir, E.; “Hf Multipath Dispersion Measurements Using Cepstral Signal-Processing”. *Radio Science*, 26, 1, Jan-Feb, 1991.
- Goodman, D. M.; “Some Properties Of The Multidimensional Complex Cepstrum And Their Relationship To The Stability Of Multidimensional Systems”. *Circuits Systems And Signal Processing*, 6, 1, 1987.
- Hammond, J. K.; Peardon, L. G.; “Power Cepstrum Applied To Multi-Peaked Wavelets”. *Journal Of Sound And Vibration*, 48, 4, 1976.
- Hassab, J. C.; “Network Function Theory And Complex Cepstrum”. *Journal Of Sound And Vibration*, 41, 1, 1975.
- Jack, M. A.; McKee, D.; Milne, A. D.; Warden, M.; “Discrimination Of Pulsed And Cw Signals Using Saw Power Cepstrum Analysis”. *Electronics Letters*, 17, 1, 1981.
- Martin, R. J.; “Autoregression and cepstrum-domain filtering”. *Signal Processing*, 76, 1, Jul, 1999.
- Randall, R. B.; Hee, J.; “Cepstrum Analysis - Theory, Applications And Calculation”. *Wireless World*, 88, 1553, 1982.
- Randall, R. B.; Hee, J.; “Cepstrum Analysis - Theory, Applications And Calculation.2”. *Wireless World*, 88, 1554, 1982.
- Randall, R. B.; Hee, J.; “Cepstrum Analysis”. *Wireless World*, 88, 1556, 1982.

- Sergeeva, M. V.; Kurkutova, E. N.; “Power Cepstrum As A Sharpening Function Of The Patterson Map”. *Doklady Akademii Nauk Sssr*, 278, 1, 1984.
- Stephenne, A.; Champagne, B.; “A new cepstral prefiltering technique for estimating time delay under reverberant conditions”. *Signal Processing*, 59, 3, Jun, 1997.
- Zelenkov, A. V.; “Estimation Of A Spectral-Function-Argument Trend In The Case Of A Complex Cepstrum Calculation”. *Radiotekhnika I Elektronika*, 26, 4, 1981.
- Zelinski, R.; “An Adaptive Transform Coding System Based On Cepstral Control And Entropy Coding”. *Frequenz*, 36, 7-8, 1982.

Bibliography

- [1] A. V. Oppenheim and R. W. Schaffer. *Discrete-Time Signal Processing*, chapter 12. Prentice Hall, Englewood Cliffs, NJ, 1989.
- [2] A. V. Oppenheim, R. W. Schaffer and J. R. Buck. *Discrete-Time Signal Processing*. Prentice Hall, Englewood Cliffs, NJ, 1998.
- [3] A. V. Oppenheim and R. W. Schaffer. From frequency to quefrequency: A history of the cepstrum. *IEEE Signal Processing Magazine*, 2004.
- [4] J. M. Tribolet. A new phase unwrapping algorithm. *IEEE Transactions on Acoustics, Speech, and Signal Processing*, 25(2), 1977.
- [5] J. B. Scott. Improving confidence in the phase unwrapping algorithm. *IEEE Transactions on Acoustics, Speech, and Signal Processing*, 32(6), 1984.
- [6] B. Bhanu and J. H. McClellan. On the computation of the complex cepstrum. *IEEE Transactions on Acoustics, Speech, and Signal Processing*, 28(5), 1980.
- [7] K. Steiglitz and B. Dickinson. Phase unwrapping by factorization. *IEEE Transactions on Acoustics, Speech, and Signal Processing*, 30(6), 1982.
- [8] G. A. Sittou, C. S. Burrus, J. W. Fox, and S. Treitel. Factoring very-high-degree polynomials. *IEEE Signal Processing Magazine*, 2003.
- [9] Eric W. Weisstein. Newton's method. From MathWorld—A Wolfram Web Resource. <http://mathworld.wolfram.com/NewtonsMethod.html>.
- [10] Colorado State University Computer Science Department. EEG data. <http://www.cs.colostate.edu/eeg/?Summary#Data>.
- [11] Rice University Digital Signal Processing Group. Factoring very high degree polynomials Matlab code. <http://dsp.rice.edu/software/fvhdp.shtml>
- [12] K. G. Orchard. The Laguerre method for finding the zeros of polynomials. *IEEE Transactions on Circuits and Systems*, 36(11), 1989.
- [13] R. McGowan and R. Kuc. A direct relation between a signal time series and its unwrapped phase. *IEEE Transactions on Acoustics, Speech, and Signal Processing*, 30(5), 1982.
- [14] M. Marden. *Geometry of Polynomials*, chapter 9. Amer. Math. Soc., Providence, RI, 1966.
- [15] D. G. Long. An exact numerical algorithm for computing the unwrapped phase of a finite-length sequence. In *Proceedings of the IEEE ICASSP*, 1988.

- [16] C.P. Hughes and A. Nikeghbali. The zeros of random polynomials cluster uniformly near the unit circle. *AIM* 2004-11.
- [17] T. F. Quatieri and A. V. Oppenheim. Iterative techniques for minimum phase signal reconstruction from phase or magnitude. *IEEE Transactions on Acoustics, Speech, and Signal Processing*, 29(6), 1981.
- [18] H. Al-Nashi. Phase unwrapping of Digital Signals. *IEEE Transactions on Acoustics, Speech, and Signal Processing*, 37(11), 1989.