

MIT Open Access Articles

*Peierls-Type Instability and Tunable
Band Gap in Functionalized Graphene*

The MIT Faculty has made this article openly available. **Please share** how this access benefits you. Your story matters.

Citation: Abanin, D. A., A. V. Shytov, and L. S. Levitov. "Peierls-Type Instability and Tunable Band Gap in Functionalized Graphene." *Physical Review Letters* 105, no. 8 (August 2010). © 2010 The American Physical Society

As Published: <http://dx.doi.org/10.1103/PhysRevLett.105.086802>

Publisher: American Physical Society

Persistent URL: <http://hdl.handle.net/1721.1/88510>

Version: Final published version: final published article, as it appeared in a journal, conference proceedings, or other formally published context

Terms of Use: Article is made available in accordance with the publisher's policy and may be subject to US copyright law. Please refer to the publisher's site for terms of use.





Peierls-Type Instability and Tunable Band Gap in Functionalized Graphene

D. A. Abanin,¹ A. V. Shytov,² and L. S. Levitov³

¹*Princeton Center for Theoretical Science and Department of Physics, Princeton University, Princeton New Jersey 08544, USA*

²*Department of Physics, University of Exeter, Exeter, EX4 4QL, United Kingdom*

³*Department of Physics, Massachusetts Institute of Technology, Cambridge Massachusetts 02139, USA*

(Received 20 April 2010; published 18 August 2010)

Functionalizing graphene was recently shown to have a dramatic effect on the electronic properties of this material. Here we investigate spatial ordering of adatoms driven by the RKKY-type interactions. In the ordered state, which arises via a Peierls-instability-type mechanism, the adatoms reside mainly on one of the two graphene sublattices. Bragg scattering of electron waves induced by sublattice symmetry breaking results in a band gap opening, whereby Dirac fermions acquire a finite mass. The band gap is found to be immune to the adatoms' positional disorder, with only an exponentially small number of localized states residing in the gap. The gapped state is stabilized in a wide range of electron doping. Our findings show that controlled adsorption of adatoms or molecules provides a route to engineering a tunable band gap in graphene.

DOI: [10.1103/PhysRevLett.105.086802](https://doi.org/10.1103/PhysRevLett.105.086802)

PACS numbers: 73.22.Pr, 81.05.ue

The unique electronic properties of graphene, a one-atom-thin carbon sheet with a tunable electron density [1] and high carrier mobility [2,3], make it an attractive material for applications in nanoelectronics [4]. However, because of the gapless semimetallic character of the graphene band structure, the future of graphene electronics depends on developing methods to engineer a band gap in this material. The gapless character of electron dispersion in pristine graphene is protected by the high symmetry of its lattice, in which two carbon sites in the unit cell are equivalent. The simplest kind of gap-opening perturbation which lifts this symmetry can be described by unequal potentials u_A and u_B on the A and B sites [5], leading to a finite mass of Dirac quasiparticles near points K and K' of the Brillouin zone. The quasiparticle spectrum, described by the Hamiltonian

$$H_{K(K')} = \begin{bmatrix} u_A & v_0(p_1 \pm ip_2) \\ v_0(p_1 \mp ip_2) & u_B \end{bmatrix}, \quad (1)$$

$v_0 \approx 10^6$ m/s, features a band gap of size $\Delta = |u_A - u_B|$, which opens due to Bragg scattering of electron waves on the periodic sublattice potential.

A gap opening via such a mechanism could occur in epitaxial graphene, grown or placed on a lattice-matched substrate [6–8]. Yet, while the approach involving lattice-matched substrates is simple and direct, combining it with transport measurements proved challenging (see also Ref. [9]). A gap opening due to sublattice asymmetry is more readily achievable in bilayer graphene, where the sites A and B reside on different layers. In bilayer graphene, the A/B symmetry can be lifted by asymmetric chemical doping [10,11] or electrical gating [12], leading to a gap opening.

Another promising method for gap engineering relies on spatial confinement, involving patterning graphene into narrow ribbons [13,14], or quantum dots [15]. The gap

obtained by such a method can be tuned by varying the spatial width of graphene ribbons or dots. However, the approaches relying on spatial confinement are prone to disorder, because of scattering of electron waves on the rough edges of patterned graphene. Localized states, appearing inside the band gap, transform it into a “transport gap” [16]. In contrast, the gap opened due to lifting the A/B symmetry can be expected to be more robust in the presence of disorder, as long as the mean free path is large compared to the A/B modulation period.

An elegant approach to modify electronic properties of graphene, demonstrated recently [17,18], is based on the well established technique of chemical functionalization, in which groups such as H, OH, or F bind covalently to carbon atoms, transforming the trigonal sp^2 orbital to the tetragonal sp^3 orbital. Such transformation drastically alters local electronic properties. Theory predicts that, at 100% coverage by H adatoms, graphene turns into a wide-gap semiconductor, called graphane [19]. The experiments [17,18], however, are done at low coverage, typically of about a few percent. Can a state with a band gap be realized in the low-coverage regime?

Electronic properties at low adatom coverage are dominated by resonant scattering of electron waves on the adatoms [20–22]. Pairwise RKKY-type interactions between adatoms were analyzed in Ref. [23], where the interaction sign was found to depend on whether the interacting atoms occupy the same sublattice or different sublattices. Such sublattice dependence suggests that the RKKY interactions can drive ordering of the adatoms in which sublattices A and B become unequally populated.

Here we propose a mechanism for spontaneous ordering, illustrated in Fig. 1, which is analogous to that of Peierls instability. The adatom ordering over sublattices A and B leads to a gap opening due to electron waves Bragg scattering on the A/B modulation, resulting in electronic states

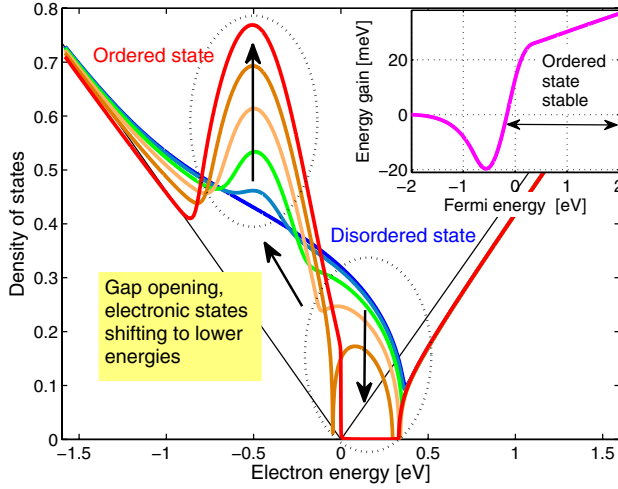


FIG. 1 (color online). Peierls-type instability resulting from adatom ordering over sublattices A and B . A gap in the density of electronic states opens up due to Bragg scattering on the A/B modulation when the occupation probabilities are unequal, $n_A \neq n_B$. The states in the gap move down in energy into a peak positioned at the energy of a single adatom resonance. Inset: the ordered state is stabilized in a wide range of carrier densities, for which the energy gain per adatom is positive. For details of calculation see discussion following Eq. (8). Different curves correspond to the occupancy fraction $n_A/(n_A + n_B) = 0, 0.1, \dots, 0.5$ with $(n_A + n_B)/2 = 0.04$, $U = 6t_0$, $W = 3t_0$.

in the gap shifting up and down in energy. Crucially, these shifts are asymmetric, with states shifting predominantly down in energy to a peak centered at the energy of a single atom resonance, $\varepsilon = \varepsilon_0 < 0$. The system gains energy as a result of such level shifts for electron dopings in the range indicated in Fig. 1 inset, corresponding to positive chemical potential values. For such dopings, the gapped state with unequal sublattice population is stabilized. The gap value is determined by the scattering properties of adatoms and their concentration, and is therefore *tunable*.

Because of the resonant character of electron scattering, the electron-mediated interactions fall off slowly with distance at adatom separations $r \lesssim \ell_0 = \hbar v_0/|\varepsilon_0|$, as $U(r) \sim 1/r$, and more rapidly at larger distances [23]. Hence for not too low adatom coverage, $n \gtrsim n_* = (a/\ell_0)^2$, where $a = 0.142$ nm is the lattice constant, the adatom ordering cannot be analyzed using a pairwise interaction model. Here we present a theory which fully accounts for the nonpairwise, collective nature of electron-mediated interactions in functionalized graphene.

Our approach applies to different atoms and chemical groups used to functionalize graphene. *Ab initio* study [22] predicts the resonance energy values which span a wide range: $-\varepsilon_0 = 0.03, 0.11, 0.70, 0.67$ eV for H, CH_3 , OH, and F, respectively. This corresponds to the characteristic values $n_* \approx 10^{-4}, 10^{-3}, 0.05, 0.05$. In the limit of very small coverage $n \ll n_*$, a pairwise interaction model can be used to describe ordering [24,25], whereas for larger

coverage values a self-consistent treatment, presented below, must be employed.

The Peierls-type scenario for ordering described above can be tested by direct numerical diagonalization of the nearest neighbor tight binding Hamiltonian (see Fig. 2):

$$H = \sum_{|\mathbf{x}-\mathbf{x}'|=1} t_0(\psi_{\mathbf{x}}^\dagger \psi_{\mathbf{x}'} + \text{H.c.}) + \sum_{\mathbf{x}} u(\mathbf{x}) \psi_{\mathbf{x}}^\dagger \psi_{\mathbf{x}}, \quad (2)$$

with $t_0 \approx 3.1$ eV, and potential $u(\mathbf{x}) = \sum_i U \delta(\mathbf{x} - \mathbf{x}_i)$ taking value U on the sites occupied by adatoms. Large $U \gg t_0$ was used to model the effect of the sp^2 to sp^3 transformation, which inhibits the conduction electrons from occupying the adatom sites, effectively turning these sites into vacancies. In the simulation shown in Fig. 2 we used $U = 6t_0$, which gives the resonance energy positioned at $\varepsilon_0 \approx -0.4$ eV.

The behavior of the DOS, obtained for different occupancy values by diagonalizing the Hamiltonian (2), agrees well with the results obtained by an analytic method (see Fig. 1). The peak at $\varepsilon = \varepsilon_0$, which is a signature of resonant scattering on individual adatoms [20,22], is present for all occupancies, but is more pronounced for the sublattice-ordered state, $n_A \gg n_B$ or $n_B \gg n_A$. The resonances marked $2'$ and $2''$ correspond to the single-particle states formed near two neighboring adatoms. The DOS remains finite at all energies for $n_A \approx n_B$. In contrast, the DOS vanishes in the interval $0 < \varepsilon \lesssim 0.4$ eV for the sublattice-ordered state, which corresponds to the band gap opening.

To estimate the energy gain due to ordering, we evaluate the energy of the system as a function of the adatom occupancy fraction and electron concentra-

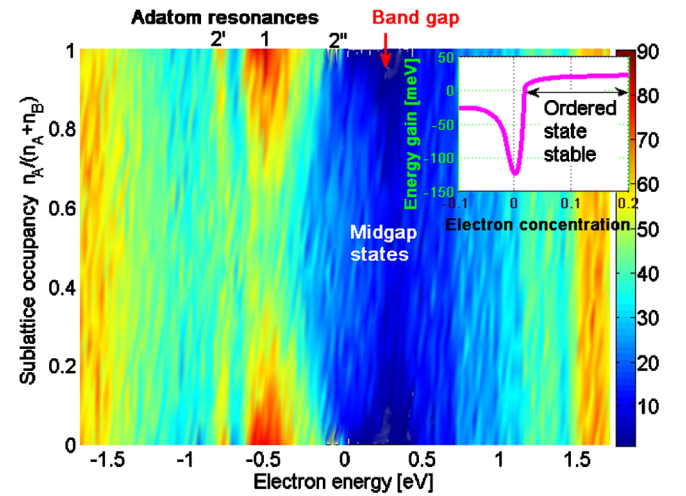


FIG. 2 (color online). The density of electronic states as a function of energy for different sublattice occupancy ratios, obtained by numerical diagonalization of the Hamiltonian (2), averaged over 160 realizations of disorder. The band gap, which opens at $n_A \ll n_B$ and $n_B \ll n_A$, is immune to disorder: no electronic states are found inside the gap. Sublattice ordering results in the energy gain at positive dopings (inset). Parameters used: system size 62×34 , $U = 6t_0$, $(n_A + n_B)/2 = 0.034$.

tion $N/N_s - 1/2$ (N the number of electrons, N_s the number of sites). The results for δE , the energy gain per adatom, shown in Fig. 2 inset, agree with our Peierls-type argument: the sublattice-ordered state is stabilized at positive doping. The ordering temperature, estimated as $T_c = 2\delta E$ [26], takes values in the hundreds of Kelvin for parameters used in Fig. 2.

Remarkably, in our simulation the energy gap is found to be immune to the effects of disorder. As Fig. 2 indicates, no states inside the gap are found when the adatoms randomly populate one sublattice, A or B (160 disorder realizations were analyzed). Such partial ordering, illustrated in Fig. 3, is sufficient to completely expel the midgap states, and open a band gap. This surprising result seems to be in an apparent contradiction with the intuition based on the physics of localization of electronic states in disordered systems.

To understand this behavior, we shall start with a simple case of a weak adatom potential $U \ll t_0$, and then generalize to the case of strong potential. At a weak potential, within the mean-field approximation, we have $u_A = n_A U$ and $u_B = n_B U$ in the Hamiltonian (1). For the gap to survive in the presence of disorder, its value should exceed the disorder broadening, $\Delta = |u_A - u_B| \gg \hbar/\tau_{\varepsilon \sim \Delta}$. Using the Born approximation for the scattering rate, we find

$$\frac{\hbar}{\tau(\varepsilon)} = \frac{\pi}{2n_0} \rho(\varepsilon) |U|^2 (n_A + n_B), \quad n_0 = \frac{2}{3\sqrt{3}a^2}, \quad (3)$$

where $2n_0$ is the density of carbon atoms in the graphene lattice. Taking $\rho(\varepsilon)$ to be that of pure graphene for one spin projection, $\rho(\varepsilon) = \frac{|\varepsilon|}{\pi \hbar^2 v_0}$, and using the relation $v_0 = 3t_0 a/2\hbar$, we rewrite the condition $\Delta \gg \hbar/\tau_{\varepsilon \sim \Delta}$ as

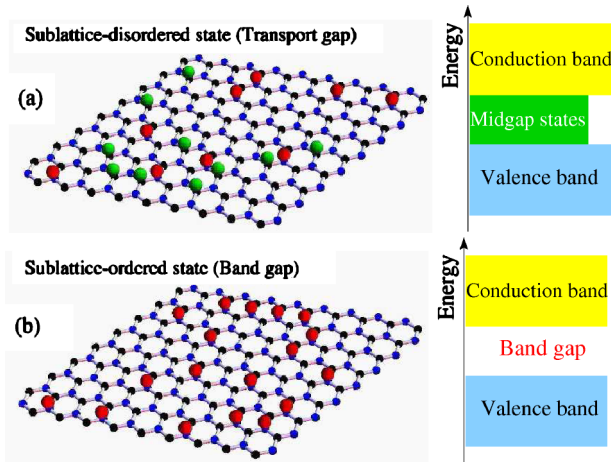


FIG. 3 (color online). Two phases of adatoms on graphene: disordered (a), where adatoms are randomly distributed over two sublattices of the hexagonal lattice, A and B , and ordered (b), where adatoms preferentially occupy one of the sublattices. The adatoms residing on sublattice A (B) are shown in red [medium gray] (green [light gray]). Schematics of the energy spectrum in the two phases, are also shown. In the ordered phase, the sublattice symmetry breaking leads to a band gap.

$$(n_A + n_B)U^2 \ll t_0^2, \quad (4)$$

This condition is always satisfied for weak adatom potential $U \ll t_0$.

This argument can also be applied, with a slight modification, to the case of strong adatom potential, $U \gg t_0$. This can be done by replacing U in Eq. (3) by a suitably defined T matrix, see Eq. (8). This again yields the condition (4), which is satisfied at low enough adatom coverage. Furthermore, as numerical results presented in Fig. 2 show, the gap persists even at higher adatom concentration, $(n_A + n_B)U^2 \sim t_0^2$.

Of course, strictly speaking, the DOS inside the gap must be nonzero. However, since the states deep in the gap can arise only due to relatively large fluctuations of disorder, their contribution to the DOS is exponentially small. To analyze this quantitatively, we shall focus on the simplest case of a weak potential, $U \ll t_0$, assuming that all adatoms reside on the A sublattice. We model the effect of disorder by the Hamiltonian (1) with the fluctuating gap $\Delta(\mathbf{r}) = u_A = n_A(\mathbf{r})U$, and zero u_B .

This problem can be mapped on the well studied problem of the DOS below the band edge in a disordered semiconductor [27,28]. Starting with the equations $\varepsilon \psi_A = \Delta(\mathbf{r})\psi_A + v_0 p_+ \psi_B$, $\varepsilon \psi_B = v_0 p_- \psi_A$, and eliminating the component ψ_B , we obtain an eigenvalue equation

$$(\varepsilon \Delta(\mathbf{r}) - v_0^2 \nabla^2) \psi_A(\mathbf{r}) = \varepsilon^2 \psi_A(\mathbf{r}). \quad (5)$$

For ε near the upper band edge, given by the disorder-averaged potential, $\bar{\Delta} = n_A U$, we expand in $\delta\varepsilon = \varepsilon - \bar{\Delta}$ to bring the eigenvalue equation to the form of the Schrödinger equation for a massive nonrelativistic particle:

$$\delta\varepsilon \psi_A(\mathbf{r}) = \left(-\frac{\nabla^2}{2m} + \delta u(\mathbf{r}) \right) \psi_A(\mathbf{r}), \quad m = \frac{\bar{\Delta}}{2v_0^2}, \quad (6)$$

where $\delta u(\mathbf{r}) = \delta n_A(\mathbf{r})U$ is the fluctuating part of the gap $\Delta(\mathbf{r})$. We treat the long wavelength fluctuations of $\Delta(\mathbf{r})$ as Gaussian with the two-point correlation function $\langle \delta u(\mathbf{r}) \delta u(\mathbf{r}') \rangle = U^2 \langle \delta n_A(\mathbf{r}) \delta n_A(\mathbf{r}') \rangle = \lambda \delta(\mathbf{r} - \mathbf{r}')$, where $\lambda = U^2 n_A / n_0$, as appropriate for delta-correlated adatom positions. In this case the DOS for the problem (6) decays exponentially away from the band edge [28],

$$\rho(0 < \varepsilon \lesssim \bar{u}_A) \propto \exp(-c|\delta\varepsilon|/\xi), \quad \xi = \lambda m \quad (7)$$

with c a constant of order one. Estimating the energy scale ξ , we see that, at low coverage $n_A \ll 1$, it is much smaller than the gap width: $\xi = \lambda m = \frac{U^2 n_A \bar{\Delta}}{2n_0 v_0^2} \sim \frac{\Delta^2}{t_0^2} U \ll \Delta$. Therefore we conclude that the DOS is exponentially small within the gap. This is consistent with the results of our simulation, shown in Fig. 2, in which some smearing of the DOS was observed at the gap edge; however, no states were found deep inside the gap for all of the 160 disorder realizations which we analyzed.

An analytic approach to analyze transport properties, such as disorder scattering and conductivity, can be developed using a self-consistent T -matrix approximation

(SCTA) [26]. In the model (2), the T matrix of an individual adatom has a resonant form [29],

$$T_0(\varepsilon) = \frac{\pi v_0^2}{\varepsilon \ln(iW/\varepsilon) + \delta}, \quad \delta = \frac{\pi v_0^2}{\tilde{U}}, \quad \tilde{U} = \frac{U}{n_0}, \quad (8)$$

where $W \approx 3t_0$ is the bandwidth, and the parameter δ determines the energy of the resonance, $\varepsilon_0 \ln W/|\varepsilon_0| = -\delta$. We note that the description of adatoms by an on-site potential is equivalent to the model which describes adatom states in terms of a localized level hybridized with the graphene continuum [22], since the form of the T matrix at low energies is the same in both approaches.

We calculate disorder-averaged Greens functions using the self-consistent approach [26]. The Greens functions are then used to extract the density of states, $\rho(\varepsilon) = -\frac{1}{\pi} \text{ImTr}G(\varepsilon + i0)$. The resulting energy dependence of the DOS is shown in Fig. 1. The main features, such as the gap opening for imbalanced A/B occupancies, accompanied by the shift of electronic states into the resonance peak of a single adatom, are in agreement with our numerical results. The DOS is then used to evaluate the total energy as a function of the chemical potential, $E(\mu) = \int_{-\infty}^{\mu} \varepsilon \rho(\varepsilon) d\varepsilon$. The change in the electronic energy due to sublattice ordering, $\delta E = E_{n_A=n_B} - E_{n_A \ll n_B}$, depends on μ as shown in Fig. 1 inset. The sublattice-ordered state is stabilized for positive dopings $\mu > 0$.

The gap opening and its character reveals itself in transport measurements, since the temperature dependence of conductivity is activation-like in systems with an intrinsic band gap, $\sigma \propto e^{-\Delta/k_B T}$, but has a variable-range hopping behavior of the Mott or Efros-Shklovskii form for systems with a transport gap. In addition, sublattice ordering suppresses scattering, which leads to an *increase in conductivity* for electron doping above or below the gap. Conductivity of the system, evaluated using the SCTA approach [30], is given by an expression

$$\sigma(\mu) \approx \frac{2e^2}{\pi^3 \hbar^3} \frac{\mu^2 \ln^2 W/|\mu|}{v_0^2 (\tilde{n}_A + \tilde{n}_B)} + \frac{e^2}{\pi^2 \hbar} \frac{(n_A - n_B)^2}{(n_A + n_B)^2} \ln |\mu|, \quad (9)$$

which is valid far outside the gap region, $|\mu| \gg \Delta$, $|\varepsilon_0|$. The quadratic dependence on μ in the leading term is characteristic for resonant scattering [31]. The second term in Eq. (9) describes the increase in conductivity due to sublattice imbalance. Observation of such an increase can serve as a hallmark of adatom ordering.

An experimental approach to realizing the sublattice-ordered state depends on the lateral mobility of adatoms. If the adatoms remain mobile below the ordering temperature $T_c = 2\delta E$ [26], the ordering will occur via a conventional Ising-type phase transition. In this case, a rapid cooldown following ordering may be needed to prevent adatom clustering [23]. However, if the mobility is quenched at temperatures $T > T_c$, the system must be annealed at $T \lesssim T_c$

to achieve ordering and a gap opening. Since only a small part of adatom's entropy needs to be removed for sublattice ordering (see Fig. 3), it should take only a few hops by each adatom to transition into the gapped state.

In summary, the interaction between adatoms in functionalized graphene can drive sublattice ordering via a Peierls-type transition. The band gap, opened by Bragg scattering of electron waves on the sublattice modulation, is immune to the positional disorder of the adatoms, with the density of localized states inside the gap being exponentially small. The gapped state is shown to be stable in a wide range of electron doping.

We thank A.K. Geim, K.S. Novoselov, and E. Rotenberg for useful discussions. This work was supported by Office of Naval Research Grant No. N00014-09-1-0724.

-
- [1] K. S. Novoselov *et al.*, *Science* **306**, 666 (2004).
 - [2] J. H. Chen *et al.*, *Nature Nanotech.* **3**, 206 (2008).
 - [3] K. I. Bolotin *et al.*, *Solid State Commun.* **146**, 351 (2008).
 - [4] A. K. Geim and K. S. Novoselov, *Nature Mater.* **6**, 183 (2007).
 - [5] A. H. Castro Neto *et al.*, *Rev. Mod. Phys.* **81**, 109 (2009).
 - [6] C. Berger *et al.*, *J. Phys. Chem. B* **108**, 19912 (2004).
 - [7] S. Y. Zhou *et al.*, *Nature Mater.* **6**, 770 (2007).
 - [8] G. Giovannetti *et al.*, *Phys. Rev. B* **76**, 073103 (2007).
 - [9] E. Rotenberg *et al.*, *Nature Mater.* **7**, 258 (2008); S. Y. Zhou *et al.*, *ibid.* **7**, 259 (2008).
 - [10] T. Ohta *et al.*, *Science* **313**, 951 (2006).
 - [11] E. V. Castro *et al.*, *Phys. Rev. Lett.* **99**, 216802 (2007).
 - [12] J. B. Oostinga *et al.*, *Nature Mater.* **7**, 151 (2008).
 - [13] Y.-W. Son, M. L. Cohen, and S. G. Louie, *Phys. Rev. Lett.* **97**, 216803 (2006).
 - [14] M. Y. Han *et al.*, *Phys. Rev. Lett.* **98**, 206805 (2007).
 - [15] L. A. Ponomarenko *et al.*, *Science* **320**, 356 (2008).
 - [16] S. Adam *et al.*, *Phys. Rev. Lett.* **101**, 046404 (2008).
 - [17] D. C. Elias *et al.*, *Science* **323**, 610 (2009).
 - [18] A. Bostwick *et al.*, arXiv:0904.2249.
 - [19] J. O. Sofo, A. S. Chaudhari, and G. D. Barber, *Phys. Rev. B* **75**, 153401 (2007).
 - [20] V. M. Pereira *et al.*, *Phys. Rev. Lett.* **96**, 036801 (2006).
 - [21] V. M. Pereira, J. M. B. Lopes dos Santos, and A. H. Castro Neto, *Phys. Rev. B* **77**, 115109 (2008).
 - [22] T. O. Wehling, M. I. Katsnelson, and A. I. Lichtenstein, *Phys. Rev. B* **80**, 085428 (2009).
 - [23] A. V. Shytov, D. A. Abanin, and L. S. Levitov, *Phys. Rev. Lett.* **103**, 016806 (2009).
 - [24] V. V. Cheianov *et al.*, *Solid State Commun.* **149**, 1499 (2009).
 - [25] V. V. Cheianov *et al.*, *Europhys. Lett.* **89**, 56003 (2010).
 - [26] See supplementary material at <http://link.aps.org/supplemental/10.1103/PhysRevLett.105.086802>.
 - [27] B. Halperin and M. Lax, *Phys. Rev.* **148**, 722 (1966).
 - [28] J. Zittartz and J. S. Langer, *Phys. Rev.* **148**, 741 (1966).
 - [29] C. Pepin and P. A. Lee, *Phys. Rev. B* **63**, 054502 (2001).
 - [30] A. Abanin and L. S. Levitov, arXiv:1008.1424.
 - [31] P. M. Ostrovsky, I. V. Gornyi, and A. D. Mirlin, *Phys. Rev. B* **74**, 235443 (2006)