

# TAGALONG: INFORMAL LEARNING FROM A REMOTE COMPANION WITH MOBILE PERSPECTIVE SHARING

Scott W. Greenwald, Mina Khan\*, Christian D. Vazquez\*, Pattie Maes  
*MIT Media Lab, Cambridge, MA 02139, USA*

## ABSTRACT

Questions often arise spontaneously in a curious mind, due to an observation about a new or unknown environment. When an expert is right there, prepared to engage in dialog, this curiosity can be harnessed and converted into highly effective, intrinsically motivated learning. This paper investigates how this kind of situated informal learning can be realized in real-world settings with wearable technologies and the support of a remote learning companion. In particular, we seek to understand how the use of different multimedia communication mediums impacts the quality of the interaction with a remote teacher, and how these remote interactions compare with face-to-face, co-present learning. A prototype system called TagAlong was developed with attention to features that facilitate dialog based on the visual environment. It was developed to work robustly in the wild, depending only on widely-available components and infrastructure. A pilot study was performed to learn about what characteristics are most important for successful interactions, as a basis for further system development and a future full-scale study. We conclude that it is critical for system design to be informed by (i) an analysis of the attentional burdens imposed by the system on both wearer and companion and (ii) a knowledge of the strengths and weaknesses of co-present learning.

## KEYWORDS

Informal learning, situated learning, remote learning, contextual memory, wearable technology

## 1 INTRODUCTION

Much of the practical and tacit everyday knowledge employed in workplaces is acquired on the job, through learning-by-doing. One reason why this type of learning is highly effective is that knowledgeable coworkers can be found nearby to not only assist in completing tasks at hand, but also to subsequently engage in broader discourse, in which ideas from specific tasks are generalized and abstracted. That is, they use these task examples as props to explain ideas that generalize to other tasks, explain the reasons behind procedures, and so on. The physical elements at hand provide a point of reference for the learner to become curious and ask follow-up questions, based not only on what the expert has chosen to highlight, but also on her independent observations of the environment and apparatus. With a shared physical environment as a precondition, this type of learning episode requires three attributes: the immediate need for assistance as impetus to start the conversation, an expert available to assist, and the opportunity to seamlessly transition from an assistance-focused dialog to a broader discussion through which deep knowledge exchange can happen.

We seek to broaden the applicability of this powerful episodic learning model in two ways. Firstly, we seek to make it possible to learn in this way from an expert who is remote instead of co-present. This would dramatically increase the reach of such interactions, so they could happen at any time in any physical or geographic location. Secondly, we aim to apply this model not just to assistance and learning in workplaces or communities of practice, but also to the myriad other contexts where curiosity may arise, not only out of necessity. In general, this means engaging in dialog to answer and expound on questions that arise due to the immediate physical surroundings. By supporting informal and exploratory learning in this way, we can move towards a world where deep (human) learning can happen anywhere and everywhere, driven by the intrinsic motivation of curiosity.

---

\* These authors contributed equally to this work.

In this paper, we seek to investigate specifically what kind of system is necessary to facilitate a fluid dialog between learner and remote expert, allowing each to make reference to specific physical objects in the learner's environment? Can such a system be made effective without being cumbersome or requiring distracting device interactions? Can this be achieved today, building only on readily available devices and infrastructure? This represents an exploratory phase of research, the goal of which is to inform the design of future systems, as well as identify specific questions for future research, including full-scale studies that employ such systems.

We designed a prototype system called TagAlong and performed a qualitative pilot study in which the same task (discussing fine artwork) was performed with three different communication mediums: (i) co-present (oral and gestural) communication, (ii) mobile phone-based video chat, and (iii) using the TagAlong prototype system, utilizing synchronous audio in combination with still image capture and annotation.

This paper is structured as follows: Section 2 discusses prior work and positions TagAlong within this framework. This allows us to build on what is already known, as well as highlight the challenges that are particular to our use case. Then, Section 3 presents the design goals for the TagAlong prototype system, initial design, and enhancements based on the results of preliminary testing. Section 4 describes a pilot study based on a learning scenario in an art museum. Section 5 talks about implications for future work, and finally, Section 6 presents concluding remarks.

## 2 RELATED WORK

This work is situated at the intersection of learning, communication technology and wearable technology. From a learning perspective, the theoretical underpinnings are based on the concepts of informal learning, situated learning and contextual memory. Informal learning happens through curiosity or necessity within a social or experiential context, and is unintentional from the perspective of the learner. Situated learning refers to the acquisition of knowledge relevant to needs or actions at hand. In the field of language learning it has been shown that students are more receptive to learning relevant vocabulary and phrases in such circumstances (Brown 1987). Closely related is the theory of contextual memory, which holds that a person is more likely to recall information when situated in a context analogous to the one where they were originally exposed to it. This is explained by the presence of similar memory cues both at the time of exposure and the time of retrieval (Tulving and Thomson 1973; Davies and Thomson 1988).

On the communication technology side some research has focused on use cases for collaboration with shared subject matter, evaluating the usefulness of different communication capabilities and mediums. For instance, Chastine et al. (Chastine et al. 2007) have looked at different configurations of physical and virtual object representations in a collaborative 3D task, and investigated the impact of these representations in a virtual environment. They found that a fundamental requirement is the ability for users to effectively refer to artifacts within the shared environment. Ochsman et al. (Ochsman and Chapanis 1974) have investigated the comparative value of audio, video, and text channels to support cooperative problem solving, concluding that the audio channel is the most critical medium.

Other research has focused on audio/video conferencing use cases where the communication medium primarily carries voice and video of the participants themselves. Isaacs et al. (Isaacs and Tang 1994) evaluated video conferencing as compared to audio calling and concluded that there is significant social value to seeing those you interact with, especially when the purpose is professional team-building. It facilitates interpreting non-verbal information, noticing peripheral cues and expressing attitudes.

Even though video offers a rich communication medium and provides several advantages for interpreting non-verbal information between collaborators when using desktop or personal computers, in the case of task assistance or situated learning via a wearable devices, this might not be the case. For example, video of the face of the user using a wearable device would be both difficult to capture and not add much value when the purpose is to communicate about the environment. Careful attention must be given to what behaviors are supported through the choice of medium and other affordances of the system.

Next we consider related work in wearable device interaction including assistance systems and telepresence. The development of wearable computing was just burgeoning when a seminal work carried out by Starner et al. (Starner et al. 1997) put forth the concept of computing that proactively assists a user. Early work such as that carried out by Feiner et al. (Feiner et al. 1997) looked specifically at how information could

be presented to users with wearable computers – highlighting the fact that the type of interactions required by such systems are completely different from the ones required by desktops or mainframe computers.

Thereafter, researchers began to investigate how wearable systems could be used to facilitate remote collaboration since, by their nature, they were able to track and convey information about the wearer's surrounding environment. For example, early work carried out by Mann (S. Mann 2000) shows that a mobile system that gives very simple feedback in the wearer's environment (a laser dot) can effectively be used to experience visual collaborative telepresence. Among the disadvantages of this system are that (i) it is limited to very simple feedback about the environment, (ii) this feedback is highly ephemeral, since any movement by either wearer or companion results in moving the laser dot off target, and (iii) it is quite obtrusive, if not dangerous, to those individuals in the immediate surroundings of the system due its utilization of a laser pointer. Building on the TelePointer concept, Gurevich et al. (Gurevich et al. 2012) developed a system for more sophisticated feedback called TeleAdvisor. TeleAdvisor is a stationary system that gives visual feedback using a projector mounted on a robotic arm. It enables a remote helper to view and interact with the workers' workspace, while controlling the point of view.

### **3 TAGALONG SYSTEM**

The TagAlong system is a mobile context-sharing system that runs on Google Glass and a mobile phone or tablet. The system wearer can send still images on-demand to a remote companion or teacher, who can then reply by annotating the source material and sending it back. Synchronous interaction is optionally supported through the use of a real-time audio channel. In this section we describe the design goals, interaction design, and architectural decisions that make the system work robustly in the wild.

#### **3.1 Design Goals**

As outlined above, the TagAlong prototype system is intended to be both well-adapted to facilitating dialog about the wearer's physical surroundings and usable in everyday settings. The latter requirement goes well beyond what is necessary just to perform our experiment. Designing and building the system to be usable in everyday settings makes our experimental results significant when considering (i) what kinds of systems can be built into an everyday usage flow, without assuming mass adoption, and (ii) what device technology and infrastructure are already here *today*. This way we can comment on how this will change in the immediate term, as well as where it is most important to invest effort in both of these areas. Accordingly, our design goals are as follows:

- Create a system that can be worn continuously and with minimal burden by the wearer, and can allow both users (the wearer and the companion) interact with the system in a mobile setting.
- On the wearer side, the system should operate in the background requiring little of her attention. Giving input to the system should incur little startup cost, and when information from companion wearer arrives, it should be noticeable but not disruptive.
- Support synchronous interaction, so as to reap maximum benefit from high-engagement interactions with the companion.
- Additionally, support asynchronous interactions. There is a spectrum from low-engagement, low-bandwidth communication to high-engagement, high-bandwidth communication that needs to be supported for in-the-wild usage.
- Allowing anyone with a smartphone to play the role of the companion, and accordingly develop a flow for initiating interactions that is natural and requires a minimal amount of effort. This dramatically increases the reach of real-world usage of the prototype system.

#### **3.2 Interaction Design**

There are two user roles in the TagAlong system: (1) the wearer, who uses a Google Glass connected via Bluetooth to an Android mobile device, (2) the companion, who is any person with a smartphone web browser that the wearer connects with, as shown in Figure 1.

When the wearer wishes to interact with a remote companion, he uses the app to send a text message to the desired companion to ask her to “connect”, or “opt-in” to a TagAlong session. As such, the session through which the exchange of visual information happens is asynchronous and can last indefinitely (hours, days, or weeks). The text message contains a link which, when clicked, opens a page that describes what the companion is opting in to, and then allows her to confirm. Figure 2 shows the registration and connection process for the TagAlong users. For interactions with synchronous audio, the wearer can call the companion using the carrier network.

When the wearer wishes to take action by sending an image, she must press a button once to enter a viewfinder mode that opens a camera preview so that the wearer may take a picture using Google Glass. The wearer presses a button to take a picture, and the companion receives a text message containing a url. Clicking on the url causes opens up the image in a browser window and allows the companion to annotate and edit the image. The companion can then send back the annotated image, which is displayed on the wearer’s device and accompanied by an audio chime.

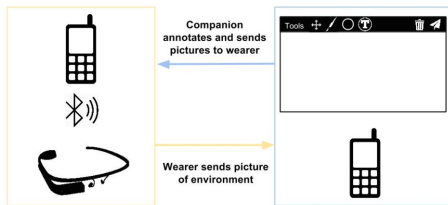


Figure 1. Basic Information Flow in TagAlong System



Figure 2. Interaction Initiation Flow

### 3.3 TagAlong Wearer UI Enhancements

Exploratory usage of the initial implementation of TagAlong exposed a number of usability problems in the wearer interface. We describe these problems and the features we introduced to address them.

#### 3.3.1 Four-button Input

We found the native Glass touchpad to be both unreliable at detecting input events, as well as awkward to operate in public settings (this awkwardness was heightened by the unreliability of event detection, when repeated attempts needed to be made). For this reason we used a wireless slide changer remote as an input device. This device is unobtrusive, can be easily stowed in a pocket or purse, and offers tactile feedback to support eyes-free operation.

#### 3.3.2 Status Notifications

In early trials of our system, a lack of feedback for the wearer left them uncertain of the state of the system. We had used audio chimes to notify the user of progress – such as an image being captured or successfully uploaded to the server. In moderately noisy environments or with moderate attentional loads, it was easy to miss these updates. Our enhanced design uses visual status indicators to indicating whether a message has been sent and seen by the receiver. In exploratory trials, users reported better usability when status messages were used.

#### 3.3.3 Viewfinder

Another important user interface choice was to use a viewfinder. The canonical use of the Google Glass camera takes a picture without showing a live camera preview. In our exploratory trials, users complained

that they could not frame the picture sent to the remote companion, and this limited the effectiveness of these pictures at communicating the object of their attention. Introducing a viewfinder allows the user to know immediately both that the device is attempting to take a picture, and that the field of view is scoped and aligned as desired.

## 4 PILOT STUDY: LEARNING FROM AN EXPERT

The goal of this study was to understand how the fully-mobile TagAlong system compares with video streaming and face-to-face communication in terms of effectiveness at communicating about the visual environment for learning purposes. The basic activity in the study is an informal learning dialog about a work of art between an art expert and a novice.

### 4.1 Setup

A remote art expert interacts informally with a non-expert to convey knowledge about a specific work of art, which the non-expert is in the presence of. No guidance is given to either party about how to initiate the dialog. They interact using one of three conditions (i) TagAlong with live audio, (ii) video streaming on a mobile phone with live audio, and (iii) co-present, face-to-face interaction. In the dialog that they have, either party can determine the subject, questions can be asked, and clarifications requested.




Figure 3. Wearer in Pilot Study




Figure 4. Companion in Pilot Study

In the TagAlong system condition, participants are connected with a live audio stream, and can use the system to exchange images and annotations of the subject matter in the wearer's environment as shown in Figure 3 and Figure 4. The wearer's interaction is hands-optional, since she only needs to use her hands when she wants to send an image. No physical posture change is required for her to shift focus between the system's visual feedback and the world, and the input device can be operated eyes-free.

In the second condition, the "wearer" streams video from a hand-held mobile phone. The wearer and companion are once again connected with a live audio stream. The video stream of the wearer's rear-facing phone camera is previewed on-screen and streamed real-time to the companion's mobile phone. There is no affordance for spatial annotation in the interface, but the wearer can physically point with his free hand to indicate an object of interest.

In the third condition, learner and expert are co-present and communicate face-to-face. The two stand next to each other in front of the painting and discuss.

### 4.2 Procedure

We tested a total of four wearers, each with one of two art expert companions. The wearers were each involved in two trials, and in each trial, the wearer and companion would discuss two works of art for five minutes each. For each wearer, one of the two trials was TagAlong, and for the other trial, two participants tried video streaming, while the other two tried face-to-face explanation. For each expert, the four art pieces

stayed the same across trials, but the order of the trial conditions was switched in subsequent trials with respect to the TagAlong trial.

After both trials were completed, an in-depth interview lasting between 5 and 15 minutes was conducted with both wearer and companion present. In addition, after each expert's second trial, a solo follow-up interview was performed, where she was asked to contrast the experience of explaining the same work of art in the two different conditions, considering each work of art individually.

## 4.3 Results

First we compare results from the TagAlong system with video streaming, and then with the co-present learning condition.

### 4.3.1 Still Images vs. Streaming Video

Still images and streaming video each presented their own advantages and disadvantages. Still images from TagAlong provided a clear advantage over streaming video as a vehicle for detailed and persistent annotations by the companion. The companion could circle, underline, outline, and label with text specific visual elements. In the video streaming condition, companions needed to use verbal cues and gestures to draw the wearer's attention to particular subject matter in order to explicate it. Once a subject was identified, a verbal description was needed to make detailed comments. As a corollary, the ability to freeze a subject matter allowed the dialog to be more focused. With moving images, the companion felt she had to follow the dynamic whim of the wearer, whereas with still images, her highlighting specific details also caused the wearer to stay still long enough to focus on those details.

A disadvantage of still images in our implementation was that the companion was limited to annotating only the most recent image taken by the wearer. When this was a close-up, she no longer had an effective way of suggesting the next subject of focus. One way of addressing this limitation would be to allow the companion to refer back to previous (less close-up) images to suggest the next focal point (e.g. as shown by Greenwald, et al (Greenwald, Khan, and Maes 2015)).

Video streaming was clearly advantageous over still image exchange in terms of responsiveness. One wearer commented about using video-streaming when discussing the sculpture:

*I could show her what I was talking about it real-time. It was a smoother process than taking pictures all the time.*

That is, when the subject was a sculpture, the wearer needed to move around to find interesting viewpoints, and having a live stream was advantageous.

Even so, there was agreement among participants that which system was better depended on subject matter. As one art expert participant expressed:

*For Matta [painting] I prefer cards [still images]. I could actually point out the things that I thought were interesting ... [for the sculpture] I liked video actually, I think that has a lot to do with the subject matter.*

That is, when the subject was a painting with different objects and details to be highlighted, the ability to circle and point at them was more important.

We propose that the interfaces we experimented with are best understood as performing two separate but overlapping functions – first, giving the companion some level of situational awareness about the physical surroundings and focus of attention of the wearer, and second, creating a locus of attention that is shared and can be modified by one party or the other. A video feed is constantly being moved by the wearer and gives the companion no control over the shared locus of attention other than to intervene verbally to highlight visual landmarks. In the case of TagAlong, the wearer selects the frame, and the companion can select a subregion and annotate by sketching.

### 4.3.2 Co-Present vs Remote Learning

One assumption we made going into this study was that “being there”, i.e., co-present learning, is always the best. Perhaps the most unexpected insight we gained was that this is not necessarily the case. Indeed participants in the face-to-face condition noted the comparatively more natural and intuitive way that gestures

could be used for both pointing and expression. However, they highlighted that using mobile devices to interact remotely allowed them to focus more exclusively on the work of art. It seems that this is related to the social burden of face-to-face interaction, or the need to “entertain” as one participant described it.

*I felt a little more like I was watching TV, with the Glass on, drowning into this painting while she’s talking. But there [in person] it felt more like I was trying to entertain, hold a conversation, smile, get a laugh out of you [addressing companion].*

Face-to-face interaction carries with it the burden of proxemics— the ensemble of body and facial gestures and eye contact that must be constantly maintained during co-present social interaction. Eliminating that burden liberates the learner’s attention to focus only on the subject matter. Participants, including experts and wearers alike, consistently echoed the sentiment that they were highly focused during the TagAlong system interaction in comparison to the feeling of having many distractions while the face-to-face discussion was taking place. This seems to support the claim that the maximum amount of attention was available for the artwork itself in the hands-free, remote condition (TagAlong).

These results show that co-presence is an important point of reference which we can use to understand and predict what will work well. We can frame future work in terms of imitating co-presence in a targeted way. For example, we do wish to emulate the ability of either party to draw attention to a point in the environment. We do not wish to emulate the attentional burden of face-to-face social interaction. The generalization is that co-presence provides a wonderful set of affordances for two people to communicate in high-bandwidth. What it does not do is allow us to selectively switch off some of those affordances in order to achieve greater focus for specific tasks. In essence, future work in this area concerns identifying ways of learning that are better than co-present, face-to-face interactions within certain contexts or with certain specific purposes in mind.

## 5 FUTURE WORK

The above results point towards some specific improvements to TagAlong-like systems in the immediate term, as well as some challenging ones for the longer term.

There is a straightforward concept for designing a system that imparts the powerful feeling of synchronous visual presence that we saw with video streaming, but also affords the important ability to annotate specific objects which we saw when using still images. In a hybrid system, this would be to have both live streaming and annotation at the same time. A split screen, or swappable picture-in-picture interface could be used to maintain both real-time awareness, and the ability for the companion to suggest or define a locus of attention.

Although the wearer is able to “point” by framing a still image and speaking over it, the ability to engage more directly in a dialog of annotation with the companion is something that would be sure to add expressive power for the wearer and hence make dialogues richer. The challenge would be to maintain the same low level of attention required for operating the system. Some candidate input methods would be Live Trace (Colaço et al. 2013), which uses a depth sensor to allow the wearer to lasso environmental objects using a gesture at arms length in front of the face; the Nod ring, which uses a ring-mounted IMU to create 2D or 3D input signals from free hand movements, and the Thalmic Labs Myo, which interprets a small discrete set of hand gestures, in addition to including an IMU that could be used similarly to the Nod.

Our results also pointed to the need for the companion to maintain the broadest possible representation of the environment, so that he can highlight subjects that are not currently being attended to by the wearer. This may be done by compiling all the data explicitly sent by the wearer device, but could also in general include reference information that could be externally retrieved. For example, in the case of the art museum, the companion could be provided with a map of the museum, as well as high-resolution representations of all the art within it. With additional information, the expert companion would not be limited to just the comparatively low-quality images provided by the wearer. The latter would only be used to create situation awareness for the companion about what the wearer is currently attending to. In another use case, like navigating streets, maps archives like Google Maps may be used to invoke to points of reference that haven’t yet been visited by the wearer.

The overarching challenge in all of this future work is to avoid confusion or attentional burden when making systems with these hybrid assemblages of content which is streaming and frozen, past or present, overlaid or peripheral, from internal and external sources, and so on.

## 6 CONCLUSION

In the present work we have demonstrated that individual mediums for learning-focused discourse have advantages and disadvantages based on what the subject matter is, and who is taking part in the dialog. Still images are good for making detailed reference to static elements of the environment, as we saw with the example of paintings. Video streaming, on the other hand, appears better when physical movement is important to the exploratory activity – in our example, viewing sculptures from different angles. Considering co-present versus remote teaching, in some cases face-to-face behaviors of like gesturing and making eye contact are helpful, but in other cases they can distract from the subject matter. In summary, our results support the claim that, in order to maximize the effectiveness of remote interactions, a carefully assembled melange of mediums should be selected for particular use cases.

Moving forward along this path, we envision a world where seeking input from a remote expert will be as easy as tapping an office colleague on the shoulder. Tomorrow's TagAlong-like systems will utilize numerous technologies to create ever more vivid glimpses into remote environments and the state of the those who occupy them. High-resolution 3D capture and display will make the environments seem real. Real-time computer vision applied to these data streams will make it possible for the companion to identify and annotate environmental objects in a way that is fast and persistent. Labels and annotations can adapt to changes in the environment. Input and output may take many non-visual forms. For instance, remote sports instruction might use EMG data to inform the companion how the wearer is moving, and muscle stimulation allows her intervene with correct motions. In the present work we haven't even scratched the surface of more exotic forms of input and output, such as those just mentioned, and the challenges we encountered will be compounded when these are brought into the mix. On one hand this means fruitful grounds for future research, and on the other it calls for a principled approach, since we will otherwise be overwhelmed by the combinatorial complexity of the design space, and corresponding difficulty of finding good designs.

## ACKNOWLEDGMENTS

We thank Cory Kinberger and Blake Elias for their contributions to the development of the TagAlong system, and Chris Schmandt and Selene Mota for their helpful comments. We acknowledge the support of Google Inc. through the Faculty Research Award program.

## REFERENCES

- Brown, H.D. 1987. *Principles of Language Learning and Teaching*. Prentice-Hall Regents. <https://books.google.com/books?id=H9rkAAAAMAAJ>.
- Chastine, Jeffrey W., Kristine Nagel, Ying Zhu, and Luca Yearsovich. 2007. "Understanding the Design Space of Referencing in Collaborative Augmented Reality Environments." In *Proceedings of Graphics Interface 2007*, 207–14. GI '07. New York, NY, USA: ACM. doi:10.1145/1268517.1268552.
- Colaço, Andrea, Ahmed Kirmani, Hye Soo Yang, Nan-Wei Gong, Chris Schmandt, and Vivek K. Goyal. 2013. "Mime: Compact, Low Power 3D Gesture Sensing for Interaction with Head Mounted Displays." In *Proceedings of the 26th Annual ACM Symposium on User Interface Software and Technology*, 227–36. UIST '13. New York, NY, USA: ACM. doi:10.1145/2501988.2502042.
- Davies, Graham M, and Donald M Thomson. 1988. *Memory in Context: Context in Memory*. John Wiley & Sons.
- Feiner, Steven, Blair MacIntyre, Tobias Höllerer, and Anthony Webster. 1997. "A Touring Machine: Prototyping 3D Mobile Augmented Reality Systems for Exploring the Urban Environment." *Personal Technologies* 1 (4). Springer-Verlag: 208–17. doi:10.1007/BF01682023.



- Greenwald, Scott, Mina Khan, and Pattie Maes. 2015. "Enabling Human Micro-Presence Through Small-Screen Head-up Display Devices." In *CHI '15 Extended Abstracts on Human Factors in Computing Systems*. CHI EA '15. New York, NY, USA: ACM. doi:10.1145/2702613.2732846.
- Gurevich, Pavel, Joel Lanir, Benjamin Cohen, and Ran Stone. 2012. "TeleAdvisor: A Versatile Augmented Reality Tool for Remote Assistance." In *Proceedings of the SIGCHI Conference on Human Factors in Computing Systems*, 619–22. CHI '12. New York, NY, USA: ACM. doi:10.1145/2207676.2207763.
- Isaacs, Ellen A., and John C. Tang. 1994. "What Video Can and Cannot Do for Collaboration: A Case Study." *Multimedia Systems* 2 (2). Springer-Verlag: 63–73. doi:10.1007/BF01274181.
- Mann, S. 2000. "Telepointer: Hands-Free Completely Self-Contained Wearable Visual Augmented Reality Without Headwear and Without Any Infrastructural Reliance." In *Wearable Computers, the Fourth International Symposium on*, 177–78. doi:10.1109/ISWC.2000.888489.
- Ochsman, Robert B., and Alphonse Chapanis. 1974. "The Effects of 10 Communication Modes on the Behavior of Teams During Co-Operative Problem-Solving." *International Journal of Man-Machine Studies* 6 (5): 579–619. doi:http://dx.doi.org/10.1016/S0020-7373(74)80019-2.
- Starner, Thad, Steve Mann, Bradley Rhodes, Jeffrey Levine, Jennifer Healey, Dana Kirsch, Rosalind W. Picard, and Alex Pentland. 1997. "Augmented Reality Through Wearable Computing."
- Tulving, Endel, and Donald M Thomson. 1973. "Encoding Specificity and Retrieval Processes in Episodic Memory." *Psychological Review* 80 (5). American Psychological Association: 352.