

MIT Open Access Articles

Measurement of branching fractions of charmless four-body Λ_b^0 and Ξ_b^0 decays

The MIT Faculty has made this article openly available. **Please share** how this access benefits you. Your story matters.

Citation: Aaij, R. et al. "Measurement of branching fractions of charmless four-body Λ_b^0 and Ξ_b^0 decays." *Journal of High Energy Physics* 2018 (February 2018): 98 © The Author(s) 2018

As Published: [http://dx.doi.org/10.1007/JHEP02\(2018\)098](http://dx.doi.org/10.1007/JHEP02(2018)098)

Publisher: Springer Berlin Heidelberg

Persistent URL: <http://hdl.handle.net/1721.1/115008>

Version: Final published version: final published article, as it appeared in a journal, conference proceedings, or other formally published context

Terms of use: Creative Commons Attribution



Measurement of branching fractions of charmless four-body Λ_b^0 and Ξ_b^0 decays



The LHCb collaboration

E-mail: monteil@in2p3.fr

ABSTRACT: A search for charmless four-body decays of Λ_b^0 and Ξ_b^0 baryons with a proton and three charged mesons (either kaons or pions) in the final state is performed. The data sample used was recorded in 2011 and 2012 with the LHCb experiment and corresponds to an integrated luminosity of 3 fb^{-1} . Six decay modes are observed, among which $\Lambda_b^0 \rightarrow pK^- \pi^+ \pi^-$, $\Lambda_b^0 \rightarrow pK^- K^+ K^-$, $\Xi_b^0 \rightarrow pK^- \pi^+ \pi^-$ and $\Xi_b^0 \rightarrow pK^- \pi^+ K^-$ are established for the first time. Their branching fractions (including the ratio of hadronisation fractions in the case of the Ξ_b^0 baryon) are determined relative to the $\Lambda_b^0 \rightarrow \Lambda_c^+ \pi^-$ decay.

KEYWORDS: B physics, Branching fraction, Hadron-Hadron scattering (experiments)

ARXIV EPRINT: [1711.05490](https://arxiv.org/abs/1711.05490)

Contents

1	Introduction	1
2	Detector and data set	2
3	Trigger and event selection	3
4	Simultaneous fit	5
4.1	Fit model	6
4.2	Fit results	7
5	Determination of the signal efficiencies	7
6	Systematic uncertainties	11
6.1	Fit model uncertainties	12
6.2	Selection efficiency uncertainties	14
7	Branching fraction measurements and concluding remarks	15
	The LHCb collaboration	20

1 Introduction

The abundant production of Λ_b^0 and Ξ_b^0 baryons in proton-proton collisions at the Large Hadron Collider (LHC) gives the LHCb experiment the opportunity to study multibody charmless weak decays of b -flavoured baryons. The establishment of Λ_b^0 and Ξ_b^0 baryon signals will allow the measurements of their branching fractions as well as the CP -violating asymmetries in their decay.

The measurements of CP -violation phenomena present, so far, a consistent interpretation within the Standard Model paradigm [1]. Nonvanishing CP -violating asymmetries have been observed in the decays of both K and B mesons [2]. In contrast, CP violation has not been clearly observed in baryon decays although evidence for nonvanishing CP asymmetries in b -flavoured baryon decays has been recently reported by the LHCb collaboration [3].

A priori relevant decay modes to observe CP violation in b -baryon decays are multibody charmless decays that can proceed simultaneously through the charged-current $b \rightarrow u$ transition or the neutral-current $b \rightarrow s, d$ transitions. The resulting interference exhibits a weak-phase difference. Furthermore, the charmless multibody decays of b baryons contain rich resonance structures, both in the low-mass two-body baryon resonances (i.e. the pK^- , $p\pi^-$ and $p\pi^+$ invariant mass spectra) and in the two-body nonbaryonic resonances (i.e. the $\pi^+\pi^-$, $K^\pm\pi^\mp$ and K^+K^- invariant mass spectra). Consequently, CP asymmetries might receive significant enhancement from the strong-phase differences coming from the

interference of these resonances. Taken together, these factors make multibody charmless b -baryon decays well suited for a potential first observation of CP violation in the baryon sector. Conversely, the presence of nonpredictible strong phases makes a potential observation of CP violation difficult to interpret in terms of the weak phase of the Cabibbo-Kobayashi-Maskawa (CKM) quark-mixing matrix [4, 5].

This work focuses on a study of seven decays,¹ namely $\Lambda_b^0 \rightarrow p\pi^-\pi^+\pi^-$, $\Lambda_b^0 \rightarrow pK^-\pi^+\pi^-$, $\Lambda_b^0 \rightarrow pK^-K^+\pi^-$, $\Lambda_b^0 \rightarrow pK^-K^+K^-$, $\Xi_b^0 \rightarrow pK^-\pi^+\pi^-$, $\Xi_b^0 \rightarrow pK^-\pi^+K^-$ and $\Xi_b^0 \rightarrow pK^-K^+K^-$, defining five exclusive final states to study. The signal candidates are fully reconstructed and selected by means of optimised particle identification and topological criteria. A simultaneous fit to the invariant mass distribution of the candidates in the five experimental spectra is performed to determine the signal yields. The branching fractions, relative to the well-known normalisation channel $\Lambda_b^0 \rightarrow (\Lambda_c^+ \rightarrow pK^-\pi^+)\pi^-$ [6], are subsequently determined.

2 Detector and data set

The analysis reported here is performed using pp collision data recorded with the LHCb detector, corresponding to an integrated luminosity of 1.0 fb^{-1} at a centre-of-mass energy of 7 TeV in 2011 and 2.0 fb^{-1} at a centre-of-mass energy of 8 TeV in 2012. The LHCb detector [7, 8] is a single-arm forward spectrometer covering the pseudorapidity range $2 < \eta < 5$, designed for the study of particles containing b or c quarks. The detector includes a high-precision tracking system consisting of a silicon-strip vertex detector surrounding the pp interaction region, a large-area silicon-strip detector located upstream of a dipole magnet with a bending power of about 4 Tm, and three stations of silicon-strip detectors and straw drift tubes placed downstream of the magnet. The tracking system provides a measurement of momentum, p , of charged particles with a relative uncertainty that varies from 0.5% at low momentum to 1.0% at 200 GeV/ c . The minimum distance of a track to a primary vertex (PV), the impact parameter (IP), is measured with a resolution of $(15 + 29/p_T) \mu\text{m}$, where p_T is the component of the momentum transverse to the beam, in GeV/ c . Different types of charged hadrons are distinguished using information from two ring-imaging Cherenkov detectors. Photons, electrons and hadrons are identified by a calorimeter system consisting of scintillating-pad and preshower detectors, an electromagnetic calorimeter and a hadronic calorimeter. Muons are identified by a system composed of alternating layers of iron and multiwire proportional chambers.

Simulated data samples are used to investigate backgrounds from other b -hadron decays and also to study the detection and reconstruction efficiencies of the signals. In the simulation, pp collisions are generated using PYTHIA [9, 10] with a specific LHCb configuration [11]. Decays of hadronic particles are described by EVTGEN [12] in which final-state radiation is generated using PHOTOS [13]. The interactions of the generated particles with the detector, and its response, are implemented using the GEANT4 toolkit [14, 15] as described in ref. [16].

¹Charge conjugation is implied throughout this document, unless stated otherwise.

3 Trigger and event selection

The online event selection is performed by a trigger [17] that consists of a hardware stage, based on information from the calorimeter and muon systems, followed by a software stage, in which all charged particles with $p_T > 500$ (300) MeV/ c are reconstructed for 2011 (2012) data. At the hardware trigger stage, events are required to have a muon with high p_T or a hadron, photon or electron with high transverse energy. The software trigger requires a two-, three- or four-track secondary vertex with a significant displacement from all primary pp interaction vertices. At least one charged particle must have a transverse momentum $p_T > 1.7$ (1.6) GeV/ c for 2011 (2012) data and be inconsistent with originating from any PV. A multivariate algorithm [18] is used for the identification of secondary vertices consistent with the decay of a b hadron.

In this analysis, it is important to minimise the variation of the selection efficiency over the phase space of the decays of interest. Trigger signals are associated with reconstructed particles. Selection requirements can therefore be made on whether the decision was due to the signal candidate, other particles produced in the pp collision or a combination of both. If it is required that the hardware trigger requirements are satisfied by a high-transverse-energy hadron belonging to the signal decay chain, a strong variation of the efficiency over the phase space is observed. Consequently, the strategy employed is that signal candidates are selected from events in which the hardware trigger requirements are satisfied by other activity in the event [17]. In that case, the variation of the efficiency over the phase space is contained within 5%.

The events passing the trigger requirements are then filtered in two stages. Initial requirements are applied to further reduce the size of the data sample before a multivariate selection is implemented. Selection requirements based on topological variables, such as the flight distance of the b -baryon candidate, are used as the main discriminants. To reduce the variation of selection efficiency over the phase space of the decays of interest (a significant source of systematic uncertainty in the final result), only loose requirements are made on the transverse momenta of the daughter particles, $p_T > 250$ MeV/ c .

The neutral b -baryon candidates, henceforth denoted X_b , are formed from a proton candidate selected with particle identification (PID) requirements and three additional charged tracks. When more than one PV is reconstructed, the X_b candidate is associated with the PV with which it forms the smallest χ_{IP}^2 , where χ_{IP}^2 is the difference in χ^2 of a given PV reconstructed with and without the considered X_b candidate. Each of the four tracks of the final state is required to have $p < 100$ GeV/ c , a value beyond which there is little pion/kaon/proton discrimination, and $\chi_{\text{IP}}^2 > 16$. The X_b candidates are then required to form a vertex with a fit quality $\chi_{\text{vtx}}^2 < 20$ with 5 degrees of freedom and be significantly separated from any PV with $\chi_{\text{FD}}^2 > 50$, where χ_{FD}^2 is the square of the flight-distance significance. To remove backgrounds from higher-multiplicity decays, the difference in χ_{vtx}^2 when adding any other track must be greater than 4. The X_b candidates must have $p_T > 1.5$ GeV/ c and invariant mass within the range $5340 < m(phhh) < 6400$ MeV/ c^2 , where h stands for either a charged pion or kaon. They are further required to be consistent with originating from a PV, quantified by both the χ_{IP}^2 and the “pointing angle” between the

reconstructed momentum of the b -hadron and the vector defined by the associated PV and the decay vertex. Finally, PID requirements are applied to provide discrimination between kaons and pions in order to assign the candidates to one of the five different final-state spectra $p\pi^-\pi^+\pi^-$, $pK^-\pi^+\pi^-$, $pK^-K^+\pi^-$, $pK^-\pi^+K^-$ and $pK^-K^+K^-$.

There are three main categories of background that contribute significantly in the selected invariant mass regions: the so-called signal “cross-feed” backgrounds resulting from a misidentification of one or more final-state particles; the charmless decays of neutral B mesons to final states containing four charged mesons, where a pion or a kaon is misidentified as a proton; and the combinatorial backgrounds, which result from a random association of unrelated tracks. The pion and kaon PID requirements that define mutually exclusive samples are optimised to reduce the signal cross-feed background, and hence to maximize the observation of the signal. The charmless B -meson decays are identified by reconstructing the invariant mass distributions of candidates reconstructed with a pion or kaon mass instead of the proton mass hypothesis, in the data high-mass sidebands, defined as $m_{\text{sideband}} < m(phhh) < 6400 \text{ MeV}/c^2$, where $m_{\text{sideband}} = 5680 \text{ MeV}/c^2$ for $p\pi^-\pi^+\pi^-$, $pK^-K^+\pi^-$ final states and $m_{\text{sideband}} = 5840 \text{ MeV}/c^2$ for $pK^-\pi^+\pi^-$, $pK^-\pi^+K^-$, $pK^-K^+K^-$ final states. This background contribution is reduced by the optimisation of the proton PID requirement.

In order to reject combinatorial backgrounds, multivariate discriminants based on a boosted decision tree (BDT) [19] with the AdaBoost algorithm [20] have been designed. Candidates from simulated $\Lambda_b^0 \rightarrow p\pi^-\pi^+\pi^-$ events and the data high-mass sideband are used as the signal and background training samples, respectively. This high-mass sideband region is chosen so that the sample is free of signal cross-feed background. The samples are divided into two data-taking periods and further subdivided into two equally sized subsamples. Each subsample is then used to train an independent discriminant. In the subsequent analysis the BDT trained on one subsample is used to select candidates from the other subsample, in order to avoid bias.

The BDTs have as input discriminating quantities the p_T , η , χ_{IP}^2 , χ_{FD}^2 , pointing angle and χ_{vtx}^2 of the X_b candidate; the smallest change in the b -baryon χ_{vtx}^2 when adding any other track from the event; the sum of the χ_{IP}^2 of the four tracks of the final state; and the p_T asymmetry

$$p_T^{\text{asym}} = \frac{p_T^B - p_T^{\text{cone}}}{p_T^B + p_T^{\text{cone}}}, \tag{3.1}$$

where p_T^{cone} is the transverse component of the sum of all particle momenta inside a 1.5 rad cone in η and ϕ space around the b -baryon candidate direction. The p_T^{asym} of the signal candidates are preferentially distributed towards high values. The BDT output is determined to be uncorrelated with the position in the phase space of the decay of interest.

The selection requirement placed on the output of the BDTs is independently optimised for the seven decays of interest by maximising the figure of merit [21]

$$\text{FoM} = \frac{\varepsilon_{\text{sig}}}{\frac{a}{2} + \sqrt{N_B}}, \tag{3.2}$$

where the signal efficiency (ε_{sig}) is estimated from the simulation and N_B represents the number of expected background events for a given selection, which is calculated by fitting

the high-mass sideband of the data sample, and extrapolating the yield into the signal region defined as the invariant mass window covering ± 3 times the measured signal width. The value $a = 2$ is used in this analysis; it is found that varying this value up to 5 does not significantly change the result. A common optimisation of the BDT criteria is found, resulting in a signal efficiency of order 70%.

A number of background contributions consisting of fully reconstructed b -baryon decays into the two-body $\Lambda_c^+ h$, $\Xi_c^+ h$, three-body Dph or $(c\bar{c})ph$ combinations, where $(c\bar{c})$ represents a charmonium resonance, may produce the same final state as the signal. Hence, they will have the same b -baryon candidate invariant mass distribution as the signal candidates, as well as a similar selection efficiency. The presence of a misidentified hadron in the D , Λ_c^+ and Ξ_c^+ decay also produces peaking background under the signal. Therefore, the following decay channels are explicitly reconstructed under the relevant particle hypotheses and vetoed by means of a requirement on the resulting invariant mass, in all experimental spectra: Λ_c^+ ($\rightarrow pK^-\pi^+, p\pi^+\pi^-, pK^+K^-$), Ξ_c^+ ($\rightarrow pK^-\pi^+$), D^+ ($\rightarrow K^-\pi^+\pi^+$), D_s^+ ($\rightarrow K^-K^+\pi^+$), D^0 ($\rightarrow K^\mp\pi^\pm, \pi^+\pi^-, K^+K^-$), χ_{c0} and J/ψ ($\rightarrow \pi^+\pi^-, K^+K^-$).

The same set of trigger, PID and BDT requirements is applied to the normalisation mode $\Lambda_b^0 \rightarrow (\Lambda_c^+ \rightarrow pK^-\pi^+)\pi^-$ to cancel out most of the systematics effects related to the selection criteria. Candidates whose $pK^-\pi^+$ invariant mass is in the range $2213 < m(pK^-\pi^+) < 2313$ MeV/ c^2 are retained as normalisation-mode candidates. Conversely, events outside this interval belong to the signal $pK^-\pi^+\pi^-$ spectrum, again ensuring statistically independent samples for the simultaneous fit.

The fraction of events containing more than one candidate is below the percent level. The candidate to be retained in each event is chosen randomly and reproducibly.

4 Simultaneous fit

A simultaneous unbinned extended maximum likelihood fit is performed to the b -hadron candidate invariant mass distributions under each of the five sets of mass hypotheses for the final-state tracks and the normalisation channel candidates. The data samples are further split according to the year of data taking. The components of the model include, in addition to the signal decays, the partially reconstructed five-body X_b^0 decays, the signal and background cross-feeds, the four- and the five-body decays of B -mesons and the combinatorial background. The independent data samples constructed for each experimental reconstructed spectrum are fitted simultaneously. For each sample, the likelihood is expressed as

$$\ln \mathcal{L} = \sum_i \ln \left(\sum_j N_j P_{j,i} \right) - \sum_j N_j \tag{4.1}$$

where N_j is the number of events related to the component j and P_i the probability of the candidate i .

4.1 Fit model

The signal decays are modelled as the sum of two Crystal Ball (CB) functions [22]. These two CB functions share peak positions and widths but have independent power-law tails on opposite sides of the peak. The Λ_b^0 mass parameter, corresponding to the most probable value of the double-CB function, is free in the fit and is shared among all invariant mass spectra. The difference between the Ξ_b^0 and Λ_b^0 masses is also a shared parameter and is constrained to the measured value in ref. [2].

The ratio of the experimental widths of the signal decay functions is constrained using Gaussian prior probability distributions included in the likelihood, with parameters obtained from the fit to simulated events. The measured $\Lambda_b^0 \rightarrow pK^-\pi^+\pi^-$ width in the 2012 data-taking sample is chosen as the reference (measured to be $\sigma = 16.47 \pm 0.22$ MeV/ c^2). The other parameters of the CB components are obtained by a simultaneous fit to simulated samples, and are fixed to those values in the nominal fits to the data.

The cross-feed backgrounds are modelled by the sum of two CB functions, the parameters of which are determined from simulated samples. All cases resulting from the misidentification of either one or two of the final-state particles are considered. The relative yield of each misidentified decay is constrained with respect to the yield of the corresponding correctly identified decay and the known misidentification probabilities. The constraints are implemented using Gaussian prior probability distributions included in the likelihood. Their mean values are obtained from the ratio of selection efficiencies and their widths include uncertainties originating from the finite size of the simulated events samples as well as the systematic uncertainties related to the determination of the PID efficiencies.

The backgrounds resulting from four- or five-body decays of B mesons are identified in each spectrum by a dedicated fit to the candidates in the high-mass sideband, reconstructed under the hypothesis of a kaon mass for the proton candidates. The relative yield of each decay is then constrained in the simultaneous fit from its observed abundance in the high-mass sidebands. The invariant mass distributions are modelled by the sum of two CB functions, the parameters of which are determined from simulated events.

Partially reconstructed backgrounds where a neutral pion is not reconstructed, such as $\Lambda_b^0, \Xi_b^0 \rightarrow phhh\pi^0$, are modelled by means of generalised ARGUS functions [23] convolved with a Gaussian resolution function. The Gaussian width is taken as the signal $\Lambda_b^0 \rightarrow pK^-\pi^+\pi^-$ width parameter. The parameters of the ARGUS function are shared among all invariant mass spectra and are determined directly from the fit, except for the threshold, which is given by $m(X_b) - m(\pi^0)$. Radiative decays such as $\Lambda_b^0 \rightarrow p\pi^-\eta'$ and $\Lambda_b^0 \rightarrow pK^-\eta'$ ($\eta' \rightarrow \pi^+\pi^-\gamma$) are modelled separately using the same functional form but where the parameters are determined using simulated events. The decay modes $\Lambda_b^0 \rightarrow pK^-\pi^+\pi^-\pi^0$ where a pion is misidentified as a kaon can significantly contribute to the $pK^-K^+\pi^-$ and $pK^-\pi^+K^-$ spectra. They are modelled with an empirical (histogrammed) function determined from the partially reconstructed background candidates in the normalisation channel.

Finally, the combinatorial background is modelled by a linear function whose slope is shared among the invariant mass spectra. An exponential function is used as an alternative model in order to estimate any systematic effect related to this choice of modelling.

Decay mode	Signal yield	S/B	$\pm 3\sigma$ range (MeV/ c^2)
$\Lambda_b^0 \rightarrow p\pi^-\pi^+\pi^-$	1809 ± 48	4.9 ± 0.3	[5573.9, 5674.6]
$\Lambda_b^0 \rightarrow pK^-\pi^+\pi^-$	5193 ± 76	7.7 ± 0.4	[5574.4, 5674.2]
$\Lambda_b^0 \rightarrow pK^-K^+\pi^-$	444 ± 30	0.71 ± 0.06	[5577.4, 5671.1]
$\Lambda_b^0 \rightarrow pK^-K^+K^-$	1706 ± 46	8.1 ± 0.7	[5579.0, 5674.6]
$\Xi_b^0 \rightarrow pK^-\pi^+\pi^-$	183 ± 22	0.59 ± 0.09	[5747.9, 5846.2]
$\Xi_b^0 \rightarrow pK^-\pi^+K^-$	199 ± 21	0.81 ± 0.10	[5747.4, 5846.2]
$\Xi_b^0 \rightarrow pK^-K^+K^-$	27 ± 14	0.14 ± 0.08	[5752.7, 5840.8]
$\Lambda_b^0 \rightarrow (\Lambda_c^+ \rightarrow pK^-\pi^+)\pi^-$	16518 ± 133	—	[5573.7, 5674.8]

Table 1. Signal yields for each decay mode, determined by summing the fitted yields in each year of data taking. The signal (S) to background (B , adding all sources) ratios in an invariant mass window, covering ± 3 times the measured signal widths, are provided. The corresponding invariant mass ranges are reported in the fourth column.

4.2 Fit results

Figures 1 to 5 display the fit results of the simultaneous fit to the invariant mass spectra of the five final states using the whole data sample. Figure 6 displays the result of the fit to the normalisation channel. The signal yields for each decay channel are shown in table 1. The fit model provides an overall satisfactory description of the data. However, differences between the data and the fit model can be noted in the high-mass sidebands of figures 2, 4 and 5. The significance of the disagreement is not larger than two standard deviations. Those discrepancies are covered within the size of the variations considered in the evaluation of the systematic uncertainties.

All signals that were searched for are established unambiguously with the exception of the $\Xi_b^0 \rightarrow pK^-K^+K^-$ decay. The signal-to-background ratios vary from mode to mode following the hierarchy of the branching fractions and are summarized in table 1.

5 Determination of the signal efficiencies

The experimentally determined result for each four-body signal decay is the quantity R , defined as

$$\begin{aligned}
 R(X_b \rightarrow phh'h'') &\equiv \frac{\mathcal{B}(X_b \rightarrow phh'h'')}{\mathcal{B}(\Lambda_b^0 \rightarrow \Lambda_c^+ \pi^-)} \cdot \frac{f_{X_b}}{f_{\Lambda_b^0}}, \\
 &= \frac{\epsilon_{\Lambda_b^0 \rightarrow \Lambda_c^+ \pi^-}^{\text{geo.}}}{\epsilon_{X_b \rightarrow phh'h''}^{\text{geo.}}} \cdot \frac{\epsilon_{\Lambda_b^0 \rightarrow \Lambda_c^+ \pi^-}^{\text{sel.}}}{\epsilon_{X_b \rightarrow phh'h''}^{\text{sel.}}} \cdot \frac{\epsilon_{\Lambda_b^0 \rightarrow \Lambda_c^+ \pi^-}^{\text{PID}}}{\epsilon_{X_b \rightarrow phh'h''}^{\text{PID}}} \cdot \frac{1}{\epsilon_{X_b \rightarrow phh'h''}^{\text{veto}}} \cdot \frac{\mathcal{N}_{X_b \rightarrow phh'h''}}{\mathcal{N}_{\Lambda_b^0 \rightarrow \Lambda_c^+ \pi^-}},
 \end{aligned} \tag{5.1}$$

where \mathcal{B} represents the relevant branching fraction and $f_{X_b}/f_{\Lambda_b^0}$ is the relative hadronisation fraction of $b \rightarrow X_b$ with respect to $b \rightarrow \Lambda_b^0$. From left to right, the ratios of efficiencies are related to the geometrical acceptance, the selection criteria, the PID requirements and

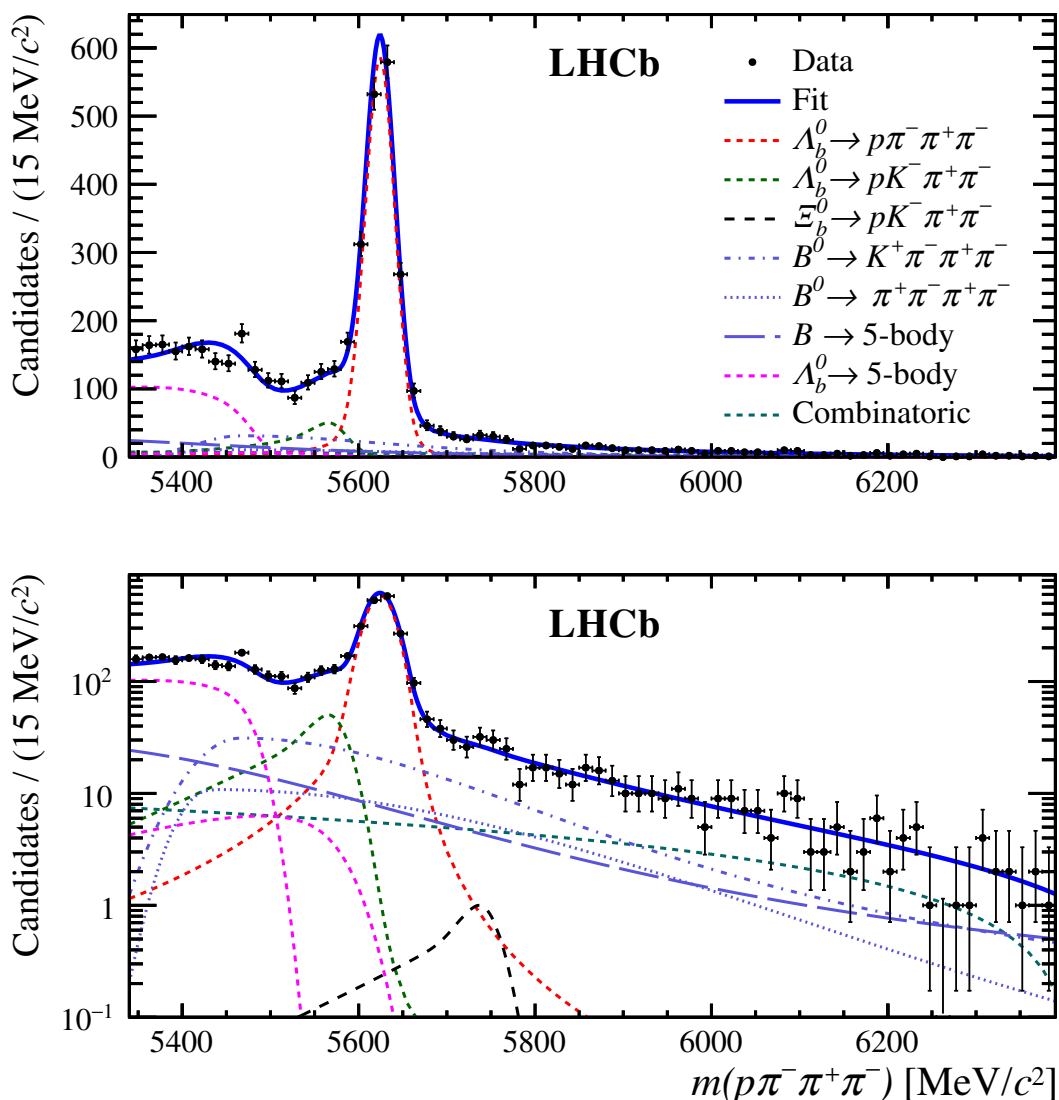


Figure 1. Results of the fit to the $p\pi^-\pi^+\pi^-$ candidate mass spectrum with (top) linear and (bottom) logarithmic scales. The different components employed in the fit are indicated in the legend. The $\Lambda_b^0 \rightarrow 5\text{-body}$ legend describes two components, the radiative partially reconstructed background $\Lambda_b^0 \rightarrow p\pi^-\eta'$ and the partially reconstructed background $\Lambda_b^0 \rightarrow p\pi^-\pi^+\pi^-\pi^0$ where a π^0 is not reconstructed. The latter has a lower-mass endpoint.

the veto of charm and charmonium backgrounds. The measured signal and normalisation channel yields are represented by $\mathcal{N}_{X_b \rightarrow phh'h''}$ and $\mathcal{N}_{\Lambda_b^0 \rightarrow \Lambda_c^+ \pi^-}$.

The efficiencies are determined from simulated signal events that have been generated with an arbitrary mixture of phase-space decays and quasi-two-body amplitudes, which feature the production of intermediate resonances close to their kinematic threshold. For instance, the $\Lambda_b^0 \rightarrow pK^-\pi^+\pi^-$ decay proceeds in the simulation of quasi-two-body amplitudes via the decays $\Lambda_b^0 \rightarrow \Lambda^*(1520)^0 \rho(770)^0$, $\Lambda_b^0 \rightarrow \Lambda^*(1520)^0 f_2(1270)$ or $\Lambda_b^0 \rightarrow N^*(1520)^0 K^*(892)$. In principle, the selection efficiency of each decay mode depends on the phase-space co-

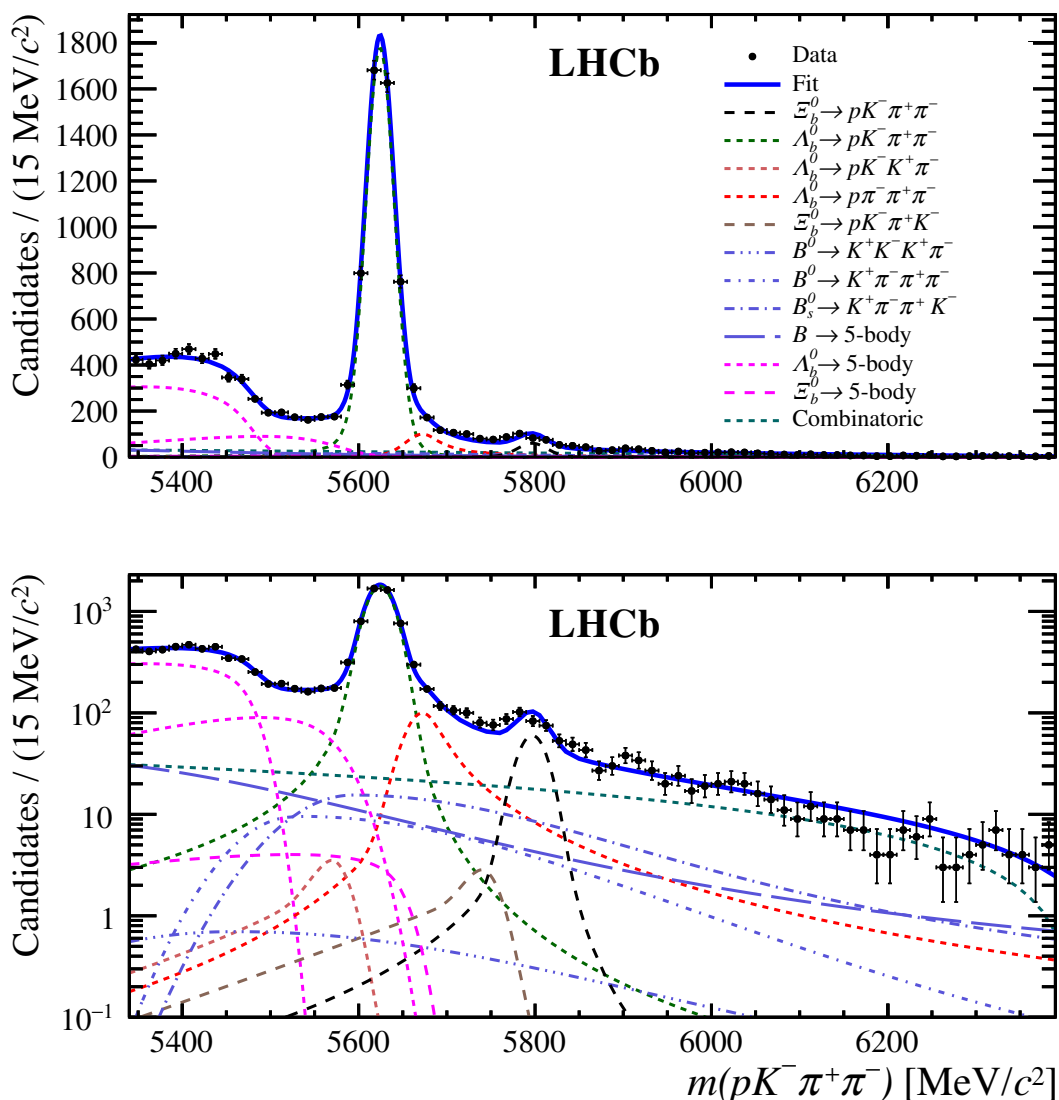


Figure 2. Results of the fit to the $pK^-\pi^+\pi^-$ candidate mass spectrum with (top) linear and (bottom) logarithmic scales. The different components employed in the fit are indicated in the legend. The $\Lambda_b^0 \rightarrow 5\text{-body}$ legend describes two components, the radiative partially reconstructed background $\Lambda_b^0 \rightarrow pK^-\eta'$ and the partially reconstructed background $\Lambda_b^0 \rightarrow pK^-\pi^+\pi^-\pi^0$ where a π^0 is not reconstructed. The latter has a lower-mass endpoint.

ordinates, but the actual dynamics of the decays is *a priori* unknown and a data-driven correction of the efficiency determination with simulated events would be required as was done in ref. [24]. However, the candidate selection has been designed without relying on the kinematics of the daughter particles in the decay. The candidates selected such that the hardware trigger is satisfied independently of the signal particles, provide a sample with an efficiency that is, to a very good approximation, constant over the phase space of the decays. The residual variation of the efficiency over the phase space is consequently addressed as a systematic uncertainty.

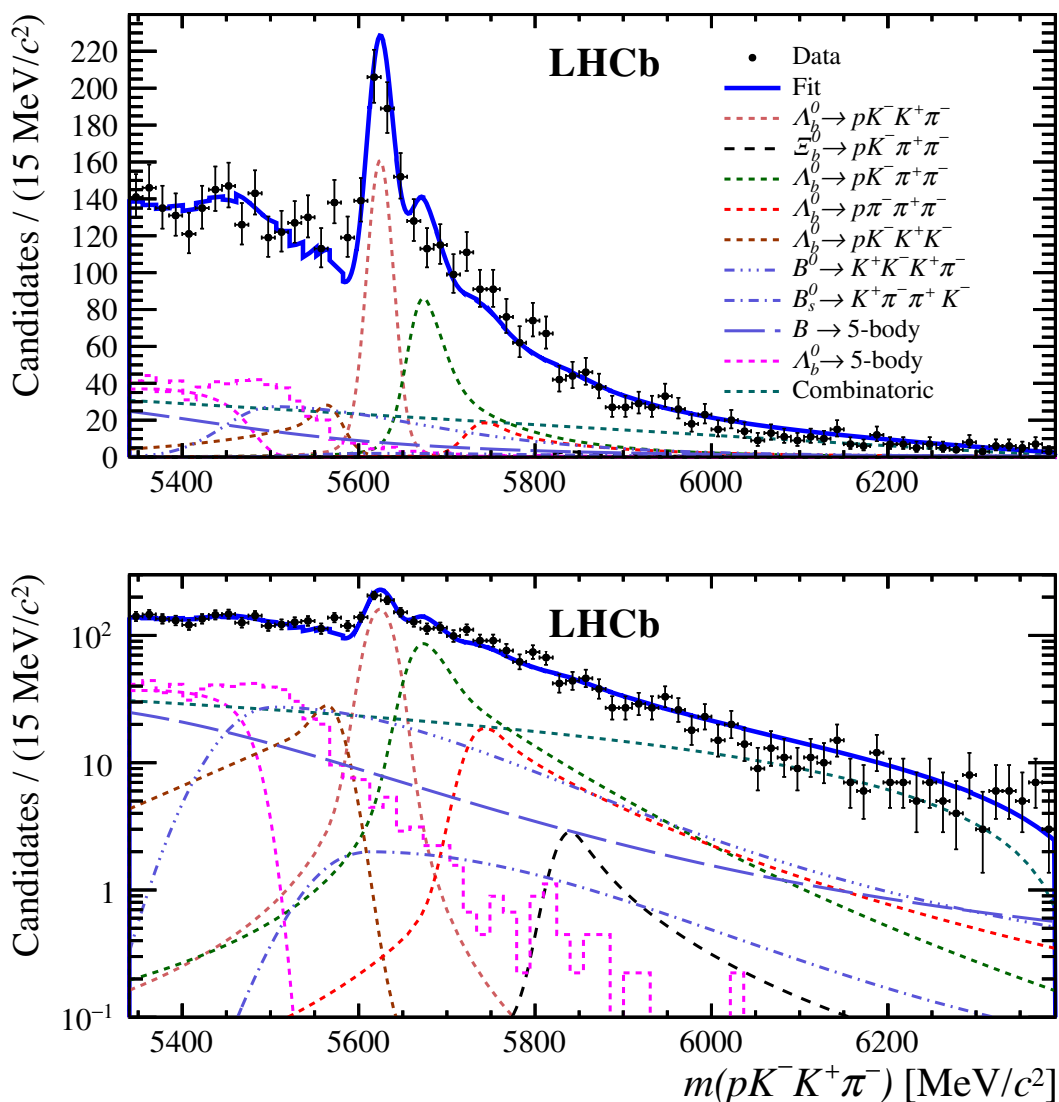


Figure 3. Results of the fit to the $pK^-K^+\pi^-$ candidate mass spectrum with (top) linear and (bottom) logarithmic scales. The different components employed in the fit are indicated in the legend. The $\Lambda_b^0 \rightarrow 5\text{-body}$ legend describes two components where a π^0 is not reconstructed, the partially reconstructed background $\Lambda_b^0 \rightarrow pK^-\pi^+\pi^-\pi^0$ where a pion is misidentified as a kaon and the partially reconstructed background $\Lambda_b^0 \rightarrow pK^-K^+\pi^-\pi^0$.

The imperfections of the simulation are corrected for in several respects. Inaccuracies of the tracking simulation and the PID simulation are mitigated by a weighting of the simulation to match the efficiencies measured in the data calibration samples [25]. The uncertainties related to these corrections are propagated to the branching fraction measurements as systematic uncertainties. Other inaccuracies in the simulation are addressed as systematic uncertainties and discussed in section 6. A number of two- or three-body invariant mass criteria have been used to veto charm and charmonium resonances. The efficiency of these vetoes is determined *a posteriori* on the data samples by inferring the

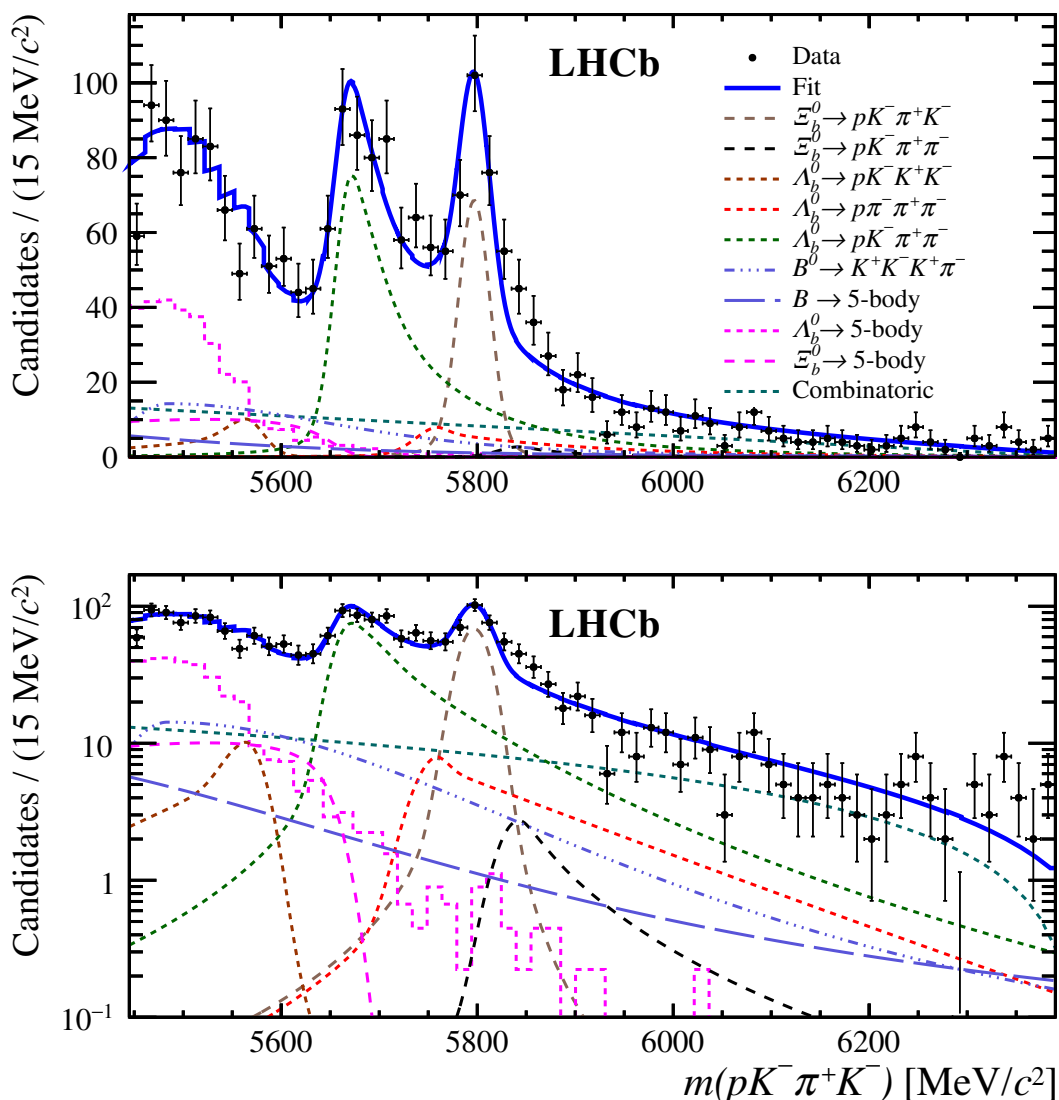


Figure 4. Results of the fit to the $pK^-\pi^+K^-$ candidate mass spectrum with (top) linear and (bottom) logarithmic scales. The different components employed in the fit are indicated in the legend.

number of signal candidates vetoed by each mass criterion from a linear interpolation of the invariant mass distribution reconstructed under the relevant mass hypotheses of the final-state particles.

Table 2 shows the ratios of efficiencies for the 2011 and 2012 data-taking periods, necessary to derive the branching fraction values relative to the normalisation channel $\Lambda_b^0 \rightarrow \Lambda_c^+ \pi^-$. The associated uncertainties are propagated as systematic uncertainties in the derivation of the branching fractions.

6 Systematic uncertainties

The systematic uncertainties are largely reduced by normalising the branching fraction measurements with respect to that of the decay channel $\Lambda_b^0 \rightarrow (\Lambda_c^+ \rightarrow pK^-\pi^+)\pi^-$. The

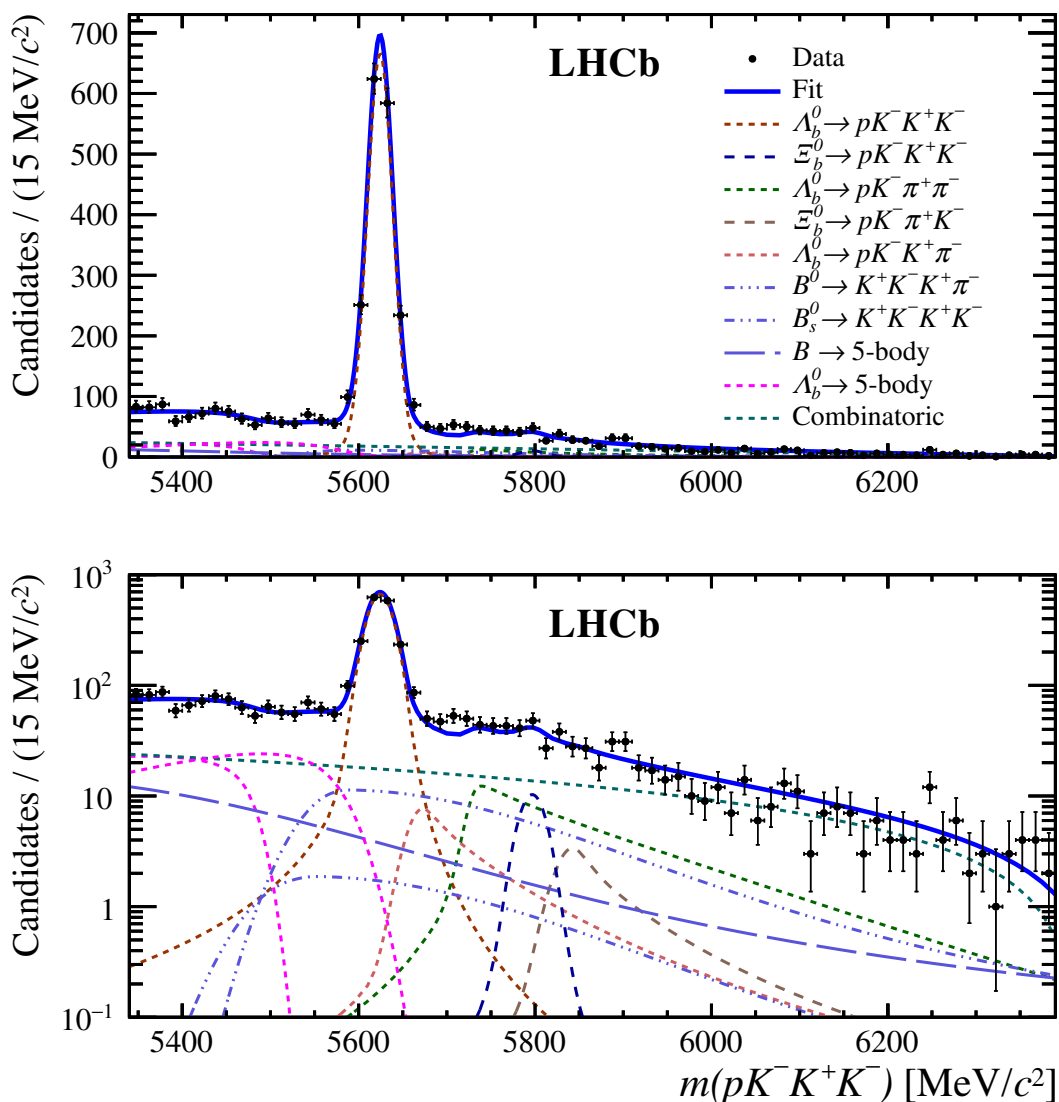


Figure 5. Results of the fit to the $pK^-K^+K^-$ candidate mass spectrum with (top) linear and (bottom) logarithmic scales. The different components employed in the fit are indicated in the legend. The $\Lambda_b^0 \rightarrow 5\text{-body}$ legend includes two decays, partially reconstructed $\Lambda_b^0 \rightarrow pK^-K^+K^-\gamma$ and $\Lambda_b^0 \rightarrow pK^-K^+K^-\pi^0$, where the γ and π^0 are not reconstructed.

remaining sources of systematic uncertainties and the methods used to estimate them are described in this section. Tables 3 and 4 provide the yields measured by the fit, the related statistical uncertainties, the overall efficiency, as well as the systematic uncertainty for each decay, for 2011 and 2012 data, respectively. The other sources of systematic uncertainty, which are not reported here, have negligible impact on the measurements.

6.1 Fit model uncertainties

Uncertainties related to the fit model result from uncertainties in the values of the parameters taken from the simulation as well as from the choice of the functional forms used to describe the various components of the model.

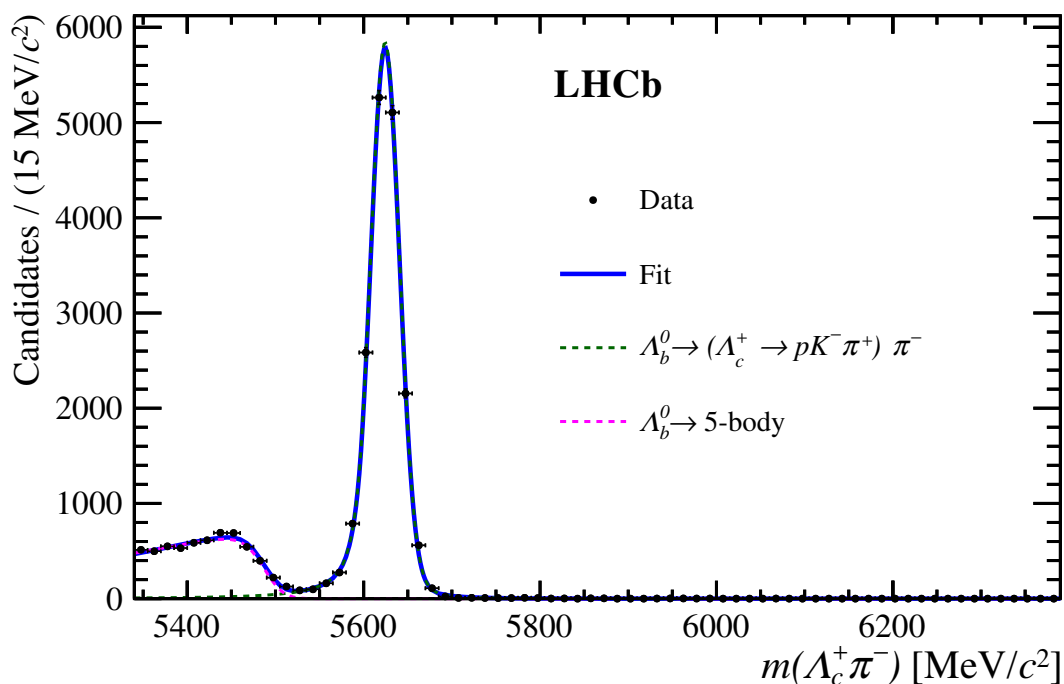


Figure 6. Results of the fit to the $\Lambda_c^+ \pi^-$ candidate mass spectrum on linear scale. The different components employed in the fit are indicated in the legend.

The systematic uncertainties related to the parameters fixed to values determined from simulated events are obtained by repeating the fit with the parameters allowed to vary according to their uncertainties using pseudoexperiments. The fixed parameters that are driving the shape of the tails of the functional forms describing signal channels, cross-feeds and B backgrounds distributions are estimated from a simultaneous fit of the simulated events of these categories. The parameters are then varied according to the covariance matrix obtained from simulated events. The nominal fit is then performed on this ensemble of pseudoexperiments and the distribution of the difference between the yield determined in each of these fits and that of the nominal fit is in turn fitted with a Gaussian function. The systematic uncertainty associated with the choice of the value of each signal parameter from simulated events is then assigned as the linear sum of the absolute value of the mean of the Gaussian and its width. The variation of the fixed parameters of a functional form covers any reasonable variation of that shape.

The combinatorial background is modelled by a linear function. This model is substituted by an exponential form in the fit to the data. Pseudoexperiments based on the latter model are fit with the nominal model. The value of the uncertainty is computed as the linear sum of the mean of the resulting distribution and its RMS.

The mixture of quasi-two-body and phase-space decays that has been used to generate the simulation samples is a source of systematic uncertainty. The true signal dynamics (*a priori* unknown) lies between two extreme cases: the decays are saturated by quasi-

Decay mode	Ratios of efficiencies			
	Acceptance	Selection	PID	Veto
$A_b^0 \rightarrow p\pi^-\pi^+\pi^-$	1.070 ± 0.003	0.433 ± 0.011	1.018 ± 0.013	0.693 ± 0.028
	1.050 ± 0.004	0.425 ± 0.009	1.046 ± 0.010	0.712 ± 0.017
$A_b^0 \rightarrow pK^-\pi^+\pi^-$	1.020 ± 0.003	0.438 ± 0.011	0.922 ± 0.012	0.758 ± 0.032
	1.004 ± 0.004	0.432 ± 0.009	0.958 ± 0.009	0.744 ± 0.016
$A_b^0 \rightarrow pK^-K^+\pi^-$	0.978 ± 0.003	0.462 ± 0.012	0.846 ± 0.011	0.742 ± 0.099
	0.970 ± 0.004	0.468 ± 0.010	0.874 ± 0.008	0.765 ± 0.050
$A_b^0 \rightarrow pK^-K^+K^-$	0.928 ± 0.003	0.445 ± 0.012	0.783 ± 0.010	0.751 ± 0.036
	0.916 ± 0.003	0.452 ± 0.010	0.801 ± 0.007	0.787 ± 0.026
$\Xi_b^0 \rightarrow pK^-\pi^+\pi^-$	1.019 ± 0.003	0.431 ± 0.011	0.902 ± 0.011	0.652 ± 0.082
	1.009 ± 0.004	0.424 ± 0.009	0.917 ± 0.008	0.659 ± 0.109
$\Xi_b^0 \rightarrow pK^-\pi^+K^-$	0.979 ± 0.003	0.434 ± 0.011	0.829 ± 0.010	0.689 ± 0.074
	0.969 ± 0.004	0.450 ± 0.010	0.847 ± 0.008	0.752 ± 0.081
$\Xi_b^0 \rightarrow pK^-K^+K^-$	0.929 ± 0.003	0.425 ± 0.011	0.764 ± 0.009	0.819 ± 0.123
	0.922 ± 0.003	0.429 ± 0.009	0.771 ± 0.007	

Table 2. Ratios of the normalisation decay mode efficiencies, relative to the signal decay mode as used in eq. (5.1), for (first row) 2011 and (second row) 2012. The last column shows the efficiency of the veto of charm and charmonium backgrounds (applied to the signal mode only), as discussed in the text. Since the $\Xi_b^0 \rightarrow pK^-K^+K^-$ decay mode is not observed, the veto efficiency is determined with the simulated data sample. The difference between the simulation value and the average veto efficiency measured on other Ξ_b^0 modes is reported in the table as the uncertainty.

two-body amplitudes or are fully described by a uniform amplitude over phase space. The shapes used to model all signal modes and cross-feeds are weighted according to these two extreme cases and the range of variation of the fit results obtained under the two conditions is taken as the corresponding systematic uncertainty estimate. In addition, the data-driven kinematics-dependent PID corrections, applied to the PID efficiencies, obtained in the simulation to match the data, are also used to weight the functional forms of all the components of the fit model derived from simulated events.

The total systematic uncertainty of the fit model is given by the sum in quadrature of all the contributions. It is mostly dominated by the shape parameters fixed to values determined from simulated events.

6.2 Selection efficiency uncertainties

The most significant source of systematic uncertainty is related to the control of the variation of the candidate selection efficiency over the phase space of the decays of interest. The systematic uncertainties coming from the determination of the efficiencies are larger than the statistical uncertainties for a few modes. Their estimation relies on the simula-

Decay mode	Yield	Eff.(10 ⁻³)	Stat.(%)	Fit Model(%)	Eff. Syst.(%)
$\Lambda_b^0 \rightarrow p\pi^-\pi^+\pi^-$	533	0.51	± 4.8	± 1.4	± 5.2
$\Lambda_b^0 \rightarrow pK^-\pi^+\pi^-$	1679	0.64	± 2.6	± 1.1	± 5.5
$\Lambda_b^0 \rightarrow pK^-K^+\pi^-$	120	0.68	± 14	± 8.5	± 14
$\Lambda_b^0 \rightarrow pK^-K^+K^-$	565	0.81	± 4.7	± 1.8	± 6.4
$\Xi_b^0 \rightarrow pK^-\pi^+\pi^-$	65	0.57	± 19	± 3.5	± 14
$\Xi_b^0 \rightarrow pK^-\pi^+K^-$	68	0.68	± 17	± 5.2	± 12
$\Xi_b^0 \rightarrow pK^-K^+K^-$	9	0.95	± 83	± 12.8	± 16
$\Lambda_b^0 \rightarrow (\Lambda_c^+ \rightarrow pK^-\pi^+)\pi^-$	5427	0.35	± 1.4	± 0.8	—

Table 3. Yields and efficiencies of each signal decay with the statistical uncertainty, and systematic uncertainties related to the fit model and the efficiency determination, for the 2011 data samples.

tion of the two extreme dynamics of each decay, namely intermediate resonances close to the kinematic threshold (e.g. $\Lambda^*(1520)^0\rho(770)^0$, $\Lambda^*(1520)^0f_2(1270)$ or $N^*(1520)^0K^*(892)$ for $\Lambda_b^0 \rightarrow pK^-\pi^+\pi^-$ simulated signal events) or uniformly populated phase-space decays. The difference in efficiency measured between these two cases is examined for all elements of the signal candidate selection procedure: geometrical acceptance, reconstruction and selection, trigger, PID and BDT criteria. The individual ranges of variation are summed in quadrature to provide the total systematic uncertainty estimate, which is found to be the dominant source for most of the modes. The correlation between the determinations for 2011 and 2012 data samples is taken into account in the combined measurement.

The training of the BDT relies on simulated signal events. Potential inaccuracies in the simulation of the variables used in the BDT produce suboptimal discrimination of the multivariate tool. In addition, the b -hadron kinematics is a known source of differences between simulated events and data, and can further induce a bias in the signal efficiency determination. The systematic uncertainty due to this effect is estimated by weighting the simulated distributions of the p_T and η of the X_b candidates to match the distributions of the selected data for the normalisation channel. The observed differences with the nominal selection efficiency are taken as the uncertainty estimates.

Uncertainties related to the efficiencies of the charm and charmonium resonance vetoes (discussed in section 5) are dominated by the statistical uncertainties on the counting of the candidates in the two- or three-body invariant mass distributions before and after the veto criteria. It is analytically propagated to the branching fraction measurements and is a major source in the systematic uncertainty budget.

7 Branching fraction measurements and concluding remarks

Six decays are unambiguously observed. The $\Xi_b^0 \rightarrow pK^-K^+K^-$ decay mode is measured with a significance of 2.3σ . Tables 5 and 6 summarise the relative branching fraction measurements determined from eq. (5.1), separately for the 2011 and 2012 data samples.

Decay mode	Yield	Eff.(10 ⁻³)	Stat.(%)	Fit Model(%)	Eff. Syst.(%)
$\Lambda_b^0 \rightarrow p\pi^-\pi^+\pi^-$	1277	0.45	± 3.2	± 1.2	± 4.8
$\Lambda_b^0 \rightarrow pK^-\pi^+\pi^-$	3515	0.53	± 1.9	± 1.3	± 3.7
$\Lambda_b^0 \rightarrow pK^-K^+\pi^-$	324	0.57	± 7.9	± 5.9	± 7.3
$\Lambda_b^0 \rightarrow pK^-K^+K^-$	1141	0.70	± 3.3	± 1.4	± 5.1
$\Xi_b^0 \rightarrow pK^-\pi^+\pi^-$	118	0.49	± 16	± 3.1	± 18
$\Xi_b^0 \rightarrow pK^-\pi^+K^-$	131	0.60	± 13	± 5.8	± 13
$\Xi_b^0 \rightarrow pK^-K^+K^-$	19	0.79	± 60	± 10	± 16
$\Lambda_b^0 \rightarrow (\Lambda_c^+ \rightarrow pK^-\pi^+)\pi^-$	12226	0.29	± 1.0	± 0.8	—

Table 4. Yields and efficiencies of each signal decay with the statistical uncertainty, and systematic uncertainties related to the fit model and the efficiency determination, for the 2012 data samples.

R (per decay)	Value (%)	Δ	Combination (%)
$R(\Lambda_b^0 \rightarrow p\pi^-\pi^+\pi^-)$	$6.69 \pm 0.33 \pm 0.09 \pm 0.37$	-0.6σ	$6.85 \pm 0.19 \pm 0.08 \pm 0.32$
	$6.91 \pm 0.23 \pm 0.08 \pm 0.35$		
$R(\Lambda_b^0 \rightarrow pK^-\pi^+\pi^-)$	$16.83 \pm 0.49 \pm 0.19 \pm 1.00$	1.2σ	$16.4 \pm 0.3 \pm 0.2 \pm 0.7$
	$16.18 \pm 0.33 \pm 0.20 \pm 0.66$		
$R(\Lambda_b^0 \rightarrow pK^-K^+\pi^-)$	$1.14 \pm 0.15 \pm 0.10 \pm 0.16$	-1.4σ	$1.32 \pm 0.09 \pm 0.09 \pm 0.10$
	$1.39 \pm 0.11 \pm 0.08 \pm 0.10$		
$R(\Lambda_b^0 \rightarrow pK^-K^+K^-)$	$4.49 \pm 0.22 \pm 0.08 \pm 0.29$	2.1σ	$4.11 \pm 0.12 \pm 0.06 \pm 0.19$
	$3.97 \pm 0.14 \pm 0.05 \pm 0.20$		

Table 5. Measurements of the R ratio from the (first row) 2011 and the (second row) 2012 data samples for Λ_b^0 decay modes expressed in percent as well as their combination. The three uncertainties are statistical, systematic related to the fit model and systematic related to the efficiency, respectively. The consistency of the two determinations for each year, denoted Δ , is quantified as the ratio of the signed difference of the central values over the quadratic sum of the related uncertainties.

The consistency of the two determinations of each decay mode for each year is quantified as the ratio of the signed difference of the central values over the quadratic sum of the related uncertainties. The two measurements are in fair agreement, namely better than 2.1 statistical standard deviations in all cases.

As the decay mode $\Xi_b^0 \rightarrow pK^-K^+K^-$ is not observed, 90% and 95% confidence level (C.L.) intervals, based on the Feldman-Cousins confidence belt inference described in ref. [26], are placed on the branching fraction for this decay mode relative to $\Lambda_b^0 \rightarrow (\Lambda_c^+ \rightarrow pK^-\pi^+)\pi^-$

$$R(\Xi_b^0 \rightarrow pK^-K^+K^-) \in [4.05-8.86] \cdot 10^{-4} \text{ at } 90\% \text{ C.L.},$$

$$R(\Xi_b^0 \rightarrow pK^-K^+K^-) \in [3.82-9.81] \cdot 10^{-4} \text{ at } 95\% \text{ C.L.}$$

R (per decay)	Value (10^{-3})	Δ	Combination (10^{-3})
$R(\Xi_b^0 \rightarrow pK^-\pi^+\pi^-)$	$7.2 \pm 1.4 \pm 0.2 \pm 0.9$	0.9σ	$6.2 \pm 0.8 \pm 0.2 \pm 0.8$
	$5.8 \pm 0.9 \pm 0.2 \pm 1.0$		
$R(\Xi_b^0 \rightarrow pK^-\pi^+K^-)$	$6.4 \pm 1.1 \pm 0.4 \pm 0.7$	0.9σ	$5.6 \pm 0.6 \pm 0.4 \pm 0.5$
	$5.3 \pm 0.7 \pm 0.4 \pm 0.6$		
$R(\Xi_b^0 \rightarrow pK^-K^+K^-)$	$0.59 \pm 0.49 \pm 0.12 \pm 0.10$	0.1σ	$0.57 \pm 0.28 \pm 0.08 \pm 0.10$
	$0.56 \pm 0.34 \pm 0.07 \pm 0.09$		

Table 6. Measurements of the R ratio from the (first row) 2011 and the (second row) 2012 data samples for Ξ_b^0 decay modes expressed in per mil as well as their combination. The three uncertainties are statistical, systematic related to the fit model and systematic related to the efficiency, respectively. The consistency of the two determinations for each year, denoted Δ , is quantified as the ratio of the signed difference of the central values over the quadratic sum of the related uncertainties.

Using the world-average values $\mathcal{B}(\Lambda_b^0 \rightarrow \Lambda_c^+\pi^-) = (0.430 \pm 0.036)\%$ and $\mathcal{B}(\Lambda_c^+ \rightarrow pK^-\pi^+) = (6.46 \pm 0.24)\%$ [27], the branching fractions of the Λ_b^0 decay modes are

$$\begin{aligned}
 \mathcal{B}(\Lambda_b^0 \rightarrow p\pi^-\pi^+\pi^-) &= (1.90 \pm 0.06 \pm 0.10 \pm 0.16 \pm 0.07) \cdot 10^{-5}, \\
 \mathcal{B}(\Lambda_b^0 \rightarrow pK^-\pi^+\pi^-) &= (4.55 \pm 0.08 \pm 0.20 \pm 0.39 \pm 0.17) \cdot 10^{-5}, \\
 \mathcal{B}(\Lambda_b^0 \rightarrow pK^-K^+\pi^-) &= (0.37 \pm 0.03 \pm 0.04 \pm 0.03 \pm 0.01) \cdot 10^{-5}, \\
 \mathcal{B}(\Lambda_b^0 \rightarrow pK^-K^+K^-) &= (1.14 \pm 0.03 \pm 0.07 \pm 0.10 \pm 0.05) \cdot 10^{-5},
 \end{aligned}$$

where the first uncertainty is statistical and the second comes from experimental systematic sources. The two last uncertainties are due to the knowledge of the branching fractions $\mathcal{B}(\Lambda_b^0 \rightarrow \Lambda_c^+\pi^-)$ and $\mathcal{B}(\Lambda_c^+ \rightarrow pK^-\pi^+)$ in that order.

The product of the branching fractions of the Ξ_b^0 decay modes with the hadronisation fraction of Ξ_b^0 relative to Λ_b^0 are accordingly obtained

$$\begin{aligned}
 \mathcal{B}(\Xi_b^0 \rightarrow pK^-\pi^+\pi^-) \cdot f_{\Xi_b^0}/f_{\Lambda_b^0} &= (1.72 \pm 0.21 \pm 0.25 \pm 0.15 \pm 0.07) \cdot 10^{-6}, \\
 \mathcal{B}(\Xi_b^0 \rightarrow pK^-\pi^+K^-) \cdot f_{\Xi_b^0}/f_{\Lambda_b^0} &= (1.56 \pm 0.16 \pm 0.19 \pm 0.13 \pm 0.06) \cdot 10^{-6}, \\
 \mathcal{B}(\Xi_b^0 \rightarrow pK^-K^+K^-) \cdot f_{\Xi_b^0}/f_{\Lambda_b^0} &\in [0.11-0.25] \cdot 10^{-6} \text{ at } 90\% \text{ C.L.}
 \end{aligned}$$

In summary, the four decay modes $\Lambda_b^0 \rightarrow pK^-\pi^+\pi^-$, $\Lambda_b^0 \rightarrow pK^-K^+K^-$, $\Xi_b^0 \rightarrow pK^-\pi^+\pi^-$ and $\Xi_b^0 \rightarrow pK^-\pi^+K^-$ are observed for the first time. Branching fractions (including the ratio of hadronisation fractions in the case of the Ξ_b^0 baryon) of these decay modes and the branching fractions of the two already observed decay modes $\Lambda_b^0 \rightarrow p\pi^-\pi^+\pi^-$ and $\Lambda_b^0 \rightarrow pK^-K^+\pi^-$ [3] are determined relative to the $\Lambda_b^0 \rightarrow \Lambda_c^+\pi^-$ decay. The $\Xi_b^0 \rightarrow pK^-K^+K^-$ decay mode is measured with a significance of 2.3σ and 90% and 95% confidence level intervals are set on its branching fraction relative to $\Lambda_b^0 \rightarrow \Lambda_c^+\pi^-$. The establishment of these signals opens new channels in which to search for CP -violating asymmetries in these fully charged four-body decays of Λ_b^0 and Ξ_b^0 baryons.

Acknowledgments

We express our gratitude to our colleagues in the CERN accelerator departments for the excellent performance of the LHC. We thank the technical and administrative staff at the LHCb institutes. We acknowledge support from CERN and from the national agencies: CAPES, CNPq, FAPERJ and FINEP (Brazil); MOST and NSFC (China); CNRS/IN2P3 (France); BMBF, DFG and MPG (Germany); INFN (Italy); NWO (The Netherlands); MNiSW and NCN (Poland); MEN/IFA (Romania); MinES and FASO (Russia); MinECo (Spain); SNSF and SER (Switzerland); NASU (Ukraine); STFC (United Kingdom); NSF (U.S.A.). We acknowledge the computing resources that are provided by CERN, IN2P3 (France), KIT and DESY (Germany), INFN (Italy), SURF (The Netherlands), PIC (Spain), GridPP (United Kingdom), RRCKI and Yandex LLC (Russia), CSCS (Switzerland), IFIN-HH (Romania), CBPF (Brazil), PL-GRID (Poland) and OSC (U.S.A.). We are indebted to the communities behind the multiple open-source software packages on which we depend. Individual groups or members have received support from AvH Foundation (Germany), EPLANET, Marie Skłodowska-Curie Actions and ERC (European Union), ANR, Labex P2IO, ENIGMASS and OCEVU, and Région Auvergne-Rhône-Alpes (France), RFBR and Yandex LLC (Russia), GVA, XuntaGal and GENCAT (Spain), Herchel Smith Fund, the Royal Society, the English-Speaking Union and the Leverhulme Trust (United Kingdom).

Open Access. This article is distributed under the terms of the Creative Commons Attribution License ([CC-BY 4.0](https://creativecommons.org/licenses/by/4.0/)), which permits any use, distribution and reproduction in any medium, provided the original author(s) and source are credited.

References

- [1] J. Charles et al., *Current status of the Standard Model CKM fit and constraints on $\Delta F = 2$ new physics*, *Phys. Rev. D* **91** (2015) 073007 [[arXiv:1501.05013](https://arxiv.org/abs/1501.05013)] [[INSPIRE](#)].
- [2] PARTICLE DATA GROUP collaboration, C. Patrignani et al., *Review of particle physics*, *Chin. Phys. C* **40** (2016) 100001 [[INSPIRE](#)].
- [3] LHCb collaboration, *Measurement of matter-antimatter differences in beauty baryon decays*, *Nature Phys.* **13** (2017) 391 [[arXiv:1609.05216](https://arxiv.org/abs/1609.05216)] [[INSPIRE](#)].
- [4] N. Cabibbo, *Unitary symmetry and leptonic decays*, *Phys. Rev. Lett.* **10** (1963) 531 [[INSPIRE](#)].
- [5] M. Kobayashi and T. Maskawa, *CP violation in the renormalizable theory of weak interaction*, *Prog. Theor. Phys.* **49** (1973) 652 [[INSPIRE](#)].
- [6] LHCb collaboration, *Study of the kinematic dependences of Λ_b^0 production in pp collisions and a measurement of the $\Lambda_b^0 \rightarrow \Lambda_c^+ \pi^-$ branching fraction*, *JHEP* **08** (2014) 143 [[arXiv:1405.6842](https://arxiv.org/abs/1405.6842)] [[INSPIRE](#)].
- [7] LHCb collaboration, *The LHCb detector at the LHC, 2008* *JINST* **3** S08005 [[INSPIRE](#)].
- [8] LHCb collaboration, *LHCb detector performance*, *Int. J. Mod. Phys. A* **30** (2015) 1530022 [[arXiv:1412.6352](https://arxiv.org/abs/1412.6352)] [[INSPIRE](#)].

- [9] T. Sjöstrand, S. Mrenna and P.Z. Skands, *PYTHIA 6.4 physics and manual*, *JHEP* **05** (2006) 026 [[hep-ph/0603175](#)] [[INSPIRE](#)].
- [10] T. Sjöstrand, S. Mrenna and P.Z. Skands, *A brief introduction to PYTHIA 8.1*, *Comput. Phys. Commun.* **178** (2008) 852 [[arXiv:0710.3820](#)] [[INSPIRE](#)].
- [11] LHCb collaboration, *Handling of the generation of primary events in Gauss, the LHCb simulation framework*, *J. Phys. Conf. Ser.* **331** (2011) 032047 [[INSPIRE](#)].
- [12] D.J. Lange, *The EvtGen particle decay simulation package*, *Nucl. Instrum. Meth. A* **462** (2001) 152 [[INSPIRE](#)].
- [13] P. Golonka and Z. Was, *PHOTOS Monte Carlo: A precision tool for QED corrections in Z and W decays*, *Eur. Phys. J. C* **45** (2006) 97 [[hep-ph/0506026](#)] [[INSPIRE](#)].
- [14] GEANT4 collaboration, J. Allison et al., *Geant4 developments and applications*, *IEEE Trans. Nucl. Sci.* **53** (2006) 270.
- [15] GEANT4 collaboration, S. Agostinelli et al., *Geant4: A simulation toolkit*, *Nucl. Instrum. Meth. A* **506** (2003) 250 [[INSPIRE](#)].
- [16] LHCb collaboration, *The LHCb simulation application, Gauss: Design, evolution and experience*, *J. Phys. Conf. Ser.* **331** (2011) 032023 [[INSPIRE](#)].
- [17] R. Aaij et al., *The LHCb trigger and its performance in 2011*, *2013 JINST* **8** P04022 [[arXiv:1211.3055](#)] [[INSPIRE](#)].
- [18] V.V. Gligorov and M. Williams, *Efficient, reliable and fast high-level triggering using a bonsai boosted decision tree*, *2013 JINST* **8** P02013 [[arXiv:1210.6861](#)] [[INSPIRE](#)].
- [19] L. Breiman, J.H. Friedman, R.A. Olshen and C.J. Stone, *Classification and regression trees*, Wadsworth international group, Belmont, California, U.S.A., (1984).
- [20] Y. Freund and R.E. Schapire, *A decision-theoretic generalization of on-line learning and an application to boosting*, *J. Comput. Syst. Sci.* **55** (1997) 119.
- [21] G. Punzi, *Sensitivity of searches for new signals and its optimization*, *eConf* **C 030908** (2003) MODT002 [[physics/0308063](#)] [[INSPIRE](#)].
- [22] T. Skwarnicki, *A study of the radiative cascade transitions between the Upsilon-prime and Upsilon resonances*, Ph.D. Thesis, Institute of Nuclear Physics, Krakow, Poland, (1986), [[INSPIRE](#)].
- [23] ARGUS collaboration, H. Albrecht et al., *Search for hadronic $b \rightarrow u$ decays*, *Phys. Lett. B* **241** (1990) 278 [[INSPIRE](#)].
- [24] LHCb collaboration, *Updated branching fraction measurements of $B_{d,s}^0 \rightarrow K_S^0 h^+ h'^-$ decays*, *JHEP* **11** (2017) 027 [[arXiv:1707.01665](#)] [[INSPIRE](#)].
- [25] LHCb RICH GROUP collaboration, M. Adinolfi et al., *Performance of the LHCb RICH detector at the LHC*, *Eur. Phys. J. C* **73** (2013) 2431 [[arXiv:1211.6759](#)] [[INSPIRE](#)].
- [26] G.J. Feldman and R.D. Cousins, *Unified approach to the classical statistical analysis of small signals*, *Phys. Rev. D* **57** (1998) 3873 [[physics/9711021](#)] [[INSPIRE](#)].
- [27] HFLAV collaboration, Y. Amhis et al., *Averages of b-hadron, c-hadron, and τ -lepton properties as of summer 2016*, *Eur. Phys. J. C* **77** (2017) 895 [[arXiv:1612.07233](#)] [[INSPIRE](#)].

The LHCb collaboration

R. Aaij⁴⁰, B. Adeva³⁹, M. Adinolfi⁴⁸, Z. Ajaltouni⁵, S. Akar⁵⁹, J. Albrecht¹⁰, F. Alessio⁴⁰, M. Alexander⁵³, A. Alfonso Alberio³⁸, S. Ali⁴³, G. Alkhazov³¹, P. Alvarez Cartelle⁵⁵, A.A. Alves Jr⁵⁹, S. Amato², S. Amerio²³, Y. Amhis⁷, L. An³, L. Anderlini¹⁸, G. Andreassi⁴¹, M. Andreotti^{17,g}, J.E. Andrews⁶⁰, R.B. Appleby⁵⁶, F. Archilli⁴³, P. d'Argent¹², J. Arnau Romeu⁶, A. Artamonov³⁷, M. Artuso⁶¹, E. Aslanides⁶, M. Atzeni⁴², G. Auriemma²⁶, M. Baalouch⁵, I. Babuschkin⁵⁶, S. Bachmann¹², J.J. Back⁵⁰, A. Badalov^{38,m}, C. Baesso⁶², S. Baker⁵⁵, V. Balagura^{7,b}, W. Baldini¹⁷, A. Baranov³⁵, R.J. Barlow⁵⁶, C. Barschel⁴⁰, S. Barsuk⁷, W. Barter⁵⁶, F. Baryshnikov³², V. Batozskaya²⁹, V. Battista⁴¹, A. Bay⁴¹, L. Beaucourt⁴, J. Beddow⁵³, F. Bedeschi²⁴, I. Bediaga¹, A. Beiter⁶¹, L.J. Bel⁴³, N. Bely⁶³, V. Bellec⁴¹, N. Belloli^{21,i}, K. Belous³⁷, I. Belyaev^{32,40}, E. Ben-Haim⁸, G. Bencivenni¹⁹, S. Benson⁴³, S. Beranek⁹, A. Berezhnoy³³, R. Bernet⁴², D. Berninghoff¹², E. Bertholet⁸, A. Bertolin²³, C. Betancourt⁴², F. Betti¹⁵, M.-O. Bettler⁴⁰, M. van Beuzekom⁴³, Ia. Bezshyiko⁴², S. Bifani⁴⁷, P. Billoir⁸, A. Birnkraut¹⁰, A. Bizzeti^{18,u}, M. Bjørn⁵⁷, T. Blake⁵⁰, F. Blanc⁴¹, S. Blusk⁶¹, V. Bocci²⁶, T. Boettcher⁵⁸, A. Bondar^{36,w}, N. Bondar³¹, I. Bordyuzhin³², S. Borghi⁵⁶, M. Borisyak³⁵, M. Borsato³⁹, F. Bossu⁷, M. Boubdir⁹, T.J.V. Bowcock⁵⁴, E. Bowen⁴², C. Bozzi^{17,40}, S. Braun¹², T. Britton⁶¹, J. Brodzicka²⁷, D. Brundu¹⁶, E. Buchanan⁴⁸, C. Burr⁵⁶, A. Bursche^{16,f}, J. Buytaert⁴⁰, W. Byczynski⁴⁰, S. Cadeddu¹⁶, H. Cai⁶⁴, R. Calabrese^{17,g}, R. Calladine⁴⁷, M. Calvi^{21,i}, M. Calvo Gomez^{38,m}, A. Camboni^{38,m}, P. Campana¹⁹, D.H. Campora Perez⁴⁰, L. Capriotti⁵⁶, A. Carbone^{15,e}, G. Carboni^{25,j}, R. Cardinale^{20,h}, A. Cardini¹⁶, P. Carniti^{21,i}, L. Carson⁵², K. Carvalho Akiba², G. Casse⁵⁴, L. Cassina²¹, M. Cattaneo⁴⁰, G. Cavallero^{20,40,h}, R. Cenci^{24,t}, D. Chamont⁷, M. Charles⁸, Ph. Charpentier⁴⁰, G. Chatzikonstantinidis⁴⁷, M. Chefdeville⁴, S. Chen¹⁶, S.F. Cheung⁵⁷, S.-G. Chitic⁴⁰, V. Chobanova^{39,40}, M. Chruszcz^{42,27}, A. Chubykin³¹, P. Ciambone¹⁹, X. Cid Vidal³⁹, G. Ciezarek⁴³, P.E.L. Clarke⁵², M. Clemencic⁴⁰, H.V. Cliff⁴⁹, J. Closier⁴⁰, J. Cogan⁶, E. Cogneras⁵, V. Cogoni^{16,f}, L. Cojocariu³⁰, P. Collins⁴⁰, T. Colombo⁴⁰, A. Comerma-Montells¹², A. Contu⁴⁰, A. Cook⁴⁸, G. Coombs⁴⁰, S. Coquereau³⁸, G. Corti⁴⁰, M. Corvo^{17,g}, C.M. Costa Sobral⁵⁰, B. Couturier⁴⁰, G.A. Cowan⁵², D.C. Craik⁵⁸, A. Crocombe⁵⁰, M. Cruz Torres¹, R. Currie⁵², C. D'Ambrosio⁴⁰, F. Da Cunha Marinho², E. Dall'Occo⁴³, J. Dalseno⁴⁸, A. Davis³, O. De Aguiar Francisco⁴⁰, S. De Capua⁵⁶, M. De Cian¹², J.M. De Miranda¹, L. De Paula², M. De Serio^{14,d}, P. De Simone¹⁹, C.T. Dean⁵³, D. Decamp⁴, L. Del Buono⁸, H.-P. Dembinski¹¹, M. Demmer¹⁰, A. Dendek²⁸, D. Derkach³⁵, O. Deschamps⁵, F. Dettori⁵⁴, B. Dey⁶⁵, A. Di Canto⁴⁰, P. Di Nezza¹⁹, H. Dijkstra⁴⁰, F. Dordei⁴⁰, M. Dorigo⁴⁰, A. Dosil Suárez³⁹, L. Douglas⁵³, A. Dovbnya⁴⁵, K. Dreimanis⁵⁴, L. Dufour⁴³, G. Dujany⁸, P. Durante⁴⁰, R. Dzhelyadin³⁷, M. Dziewiecki¹², A. Dziurda⁴⁰, A. Dzyuba³¹, S. Easo⁵¹, M. Ebert⁵², U. Egede⁵⁵, V. Egorychev³², S. Eidelman^{36,w}, S. Eisenhardt⁵², U. Eitschberger¹⁰, R. Ekelhof¹⁰, L. Eklund⁵³, S. Ely⁶¹, S. Esen¹², H.M. Evans⁴⁹, T. Evans⁵⁷, A. Falabella¹⁵, N. Farley⁴⁷, S. Farry⁵⁴, D. Fazzini^{21,i}, L. Federici²⁵, D. Ferguson⁵², G. Fernandez³⁸, P. Fernandez Declara⁴⁰, A. Fernandez Prieto³⁹, F. Ferrari¹⁵, F. Ferreira Rodrigues², M. Ferro-Luzzi⁴⁰, S. Filippov³⁴, R.A. Fini¹⁴, M. Fiorini^{17,g}, M. Firlej²⁸, C. Fitzpatrick⁴¹, T. Fiutowski²⁸, F. Fleuret^{7,b}, K. Fohl⁴⁰, M. Fontana^{16,40}, F. Fontanelli^{20,h}, D.C. Forshaw⁶¹, R. Forty⁴⁰, V. Franco Lima⁵⁴, M. Frank⁴⁰, C. Frei⁴⁰, J. Fu^{22,q}, W. Funk⁴⁰, E. Furfaro^{25,j}, C. Färber⁴⁰, E. Gabriel⁵², A. Gallas Torreira³⁹, D. Galli^{15,e}, S. Gallorini²³, S. Gambetta⁵², M. Gandelman², P. Gandini²², Y. Gao³, L.M. Garcia Martin⁷⁰, J. García Pardiñas³⁹, J. Garra Tico⁴⁹, L. Garrido³⁸, P.J. Garsed⁴⁹, D. Gascon³⁸, C. Gaspar⁴⁰, L. Gavardi¹⁰, G. Gazzoni⁵, D. Gerick¹², E. Gersabeck⁵⁶, M. Gersabeck⁵⁶, T. Gershon⁵⁰, Ph. Ghez⁴, S. Giani⁴¹, V. Gibson⁴⁹, O.G. Girard⁴¹, L. Giubega³⁰, K. Gizdov⁵², V.V. Gligorov⁸, D. Golubkov³²,

A. Golutvin⁵⁵, A. Gomes^{1,a}, I.V. Gorelov³³, C. Gotti^{21,i}, E. Govorkova⁴³, J.P. Grabowski¹²,
 R. Graciani Diaz³⁸, L.A. Granado Cardoso⁴⁰, E. Graugés³⁸, E. Graverini⁴², G. Graziani¹⁸,
 A. Grecu³⁰, R. Greim⁹, P. Griffith¹⁶, L. Grillo²¹, L. Gruber⁴⁰, B.R. Gruberg Cazon⁵⁷,
 O. Grünberg⁶⁷, E. Gushchin³⁴, Yu. Guz³⁷, T. Gys⁴⁰, C. Göbel⁶², T. Hadavizadeh⁵⁷,
 C. Hadjivasiliou⁵, G. Haefeli⁴¹, C. Haen⁴⁰, S.C. Haines⁴⁹, B. Hamilton⁶⁰, X. Han¹²,
 T.H. Hancock⁵⁷, S. Hansmann-Menzemer¹², N. Harnew⁵⁷, S.T. Harnew⁴⁸, C. Hasse⁴⁰,
 M. Hatch⁴⁰, J. He⁶³, M. Hecker⁵⁵, K. Heinicke¹⁰, A. Heister⁹, K. Hennessy⁵⁴, P. Henrard⁵,
 L. Henry⁷⁰, E. van Herwijnen⁴⁰, M. Heß⁶⁷, A. Hicheur², D. Hill⁵⁷, C. Hombach⁵⁶, P.H. Hopchev⁴¹,
 W. Hu⁶⁵, Z.C. Huard⁵⁹, W. Hulsbergen⁴³, T. Humair⁵⁵, M. Hushchyn³⁵, D. Hutchcroft⁵⁴,
 P. Ibis¹⁰, M. Idzik²⁸, P. Ilten⁵⁸, R. Jacobsson⁴⁰, J. Jalocha⁵⁷, E. Jans⁴³, A. Jawahery⁶⁰, F. Jiang³,
 M. John⁵⁷, D. Johnson⁴⁰, C.R. Jones⁴⁹, C. Joram⁴⁰, B. Jost⁴⁰, N. Jurik⁵⁷, S. Kandybei⁴⁵,
 M. Karacson⁴⁰, J.M. Kariuki⁴⁸, S. Karodia⁵³, N. Kazeev³⁵, M. Kecke¹², F. Keizer⁴⁹, M. Kelsey⁶¹,
 M. Kenzie⁴⁹, T. Ketel⁴⁴, E. Khairullin³⁵, B. Khanji¹², C. Khurewathanakul⁴¹, T. Kirn⁹,
 S. Klaver⁵⁶, K. Klimaszewski²⁹, T. Klimovich¹¹, S. Kolliiev⁴⁶, M. Kolpin¹², R. Kopecna¹²,
 P. Koppenburg⁴³, A. Kosmyntseva³², S. Kotriakhova³¹, M. Kozeiha⁵, L. Kravchuk³⁴, M. Kreps⁵⁰,
 F. Kress⁵⁵, P. Krokovny^{36,w}, F. Kruse¹⁰, W. Krzemien²⁹, W. Kucewicz^{27,l}, M. Kucharczyk²⁷,
 V. Kudryavtsev^{36,w}, A.K. Kuonen⁴¹, T. Kvaratskheliya^{32,40}, D. Lacarrere⁴⁰, G. Lafferty⁵⁶,
 A. Lai¹⁶, G. Lanfranchi¹⁹, C. Langenbruch⁹, T. Latham⁵⁰, C. Lazzeroni⁴⁷, R. Le Gac⁶,
 A. Leflat^{33,40}, J. Lefrançois⁷, R. Lefèvre⁵, F. Lemaitre⁴⁰, E. Lemos Cid³⁹, O. Leroy⁶, T. Lesiak²⁷,
 B. Leverington¹², P.-R. Li⁶³, T. Li³, Y. Li⁷, Z. Li⁶¹, T. Likhomanenko⁶⁸, R. Lindner⁴⁰,
 F. Lionetto⁴², V. Lisovskyi⁷, X. Liu³, D. Loh⁵⁰, A. Loi¹⁶, I. Longstaff⁵³, J.H. Lopes²,
 D. Lucchesi^{23,o}, M. Lucio Martinez³⁹, H. Luo⁵², A. Lupato²³, E. Luppi^{17,g}, O. Lupton⁴⁰,
 A. Lusiani²⁴, X. Lyu⁶³, F. Machefert⁷, F. Maciuc³⁰, V. Macko⁴¹, P. Mackowiak¹⁰,
 S. Maddrell-Mander⁴⁸, O. Maev^{31,40}, K. Maguire⁵⁶, D. Maisuzenko³¹, M.W. Majewski²⁸,
 S. Malde⁵⁷, B. Malecki²⁷, A. Malinin⁶⁸, T. Maltsev^{36,w}, G. Manca^{16,f}, G. Mancinelli⁶,
 D. Marangotto^{22,q}, J. Maratas^{5,v}, J.F. Marchand⁴, U. Marconi¹⁵, C. Marin Benito³⁸,
 M. Marinangeli⁴¹, P. Marino⁴¹, J. Marks¹², G. Martellotti²⁶, M. Martin⁶, M. Martinelli⁴¹,
 D. Martinez Santos³⁹, F. Martinez Vidal⁷⁰, L.M. Massacrier⁷, A. Massafferri¹, R. Matev⁴⁰,
 A. Mathad⁵⁰, Z. Mathe⁴⁰, C. Matteuzzi²¹, A. Mauri⁴², E. Maurice^{7,b}, B. Maurin⁴¹, A. Mazurov⁴⁷,
 M. McCann^{55,40}, A. McNab⁵⁶, R. McNulty¹³, J.V. Mead⁵⁴, B. Meadows⁵⁹, C. Meaux⁶, F. Meier¹⁰,
 N. Meinert⁶⁷, D. Melnychuk²⁹, M. Merk⁴³, A. Merli^{22,40,q}, E. Michielin²³, D.A. Milanes⁶⁶,
 E. Millard⁵⁰, M.-N. Minard⁴, L. Minzoni¹⁷, D.S. Mitzel¹², A. Mogini⁸, J. Molina Rodriguez¹,
 T. Mombacher¹⁰, I.A. Monroy⁶⁶, S. Monteil⁵, M. Morandin²³, M.J. Morello^{24,t}, O. Morgunova⁶⁸,
 J. Moron²⁸, A.B. Morris⁵², R. Mountain⁶¹, F. Muheim⁵², M. Mulder⁴³, D. Müller⁵⁶, J. Müller¹⁰,
 K. Müller⁴², V. Müller¹⁰, P. Naik⁴⁸, T. Nakada⁴¹, R. Nandakumar⁵¹, A. Nandi⁵⁷, I. Nasteva²,
 M. Needham⁵², N. Neri^{22,40}, S. Neubert¹², N. Neufeld⁴⁰, M. Neuner¹², T.D. Nguyen⁴¹,
 C. Nguyen-Mau^{41,n}, S. Nieswand⁹, R. Niet¹⁰, N. Nikitin³³, T. Nikodem¹², A. Nogay⁶⁸,
 D.P. O’Hanlon⁵⁰, A. Oblakowska-Mucha²⁸, V. Obraztsov³⁷, S. Ogilvy¹⁹, R. Oldeman^{16,f},
 C.J.G. Onderwater⁷¹, A. Ossowska²⁷, J.M. Otalora Goicochea², P. Owen⁴², A. Oyanguren⁷⁰,
 P.R. Pais⁴¹, A. Palano¹⁴, M. Palutan^{19,40}, A. Papanestis⁵¹, M. Pappagallo^{14,d},
 L.L. Pappalardo^{17,g}, W. Parker⁶⁰, C. Parkes⁵⁶, G. Passaleva^{18,40}, A. Pastore^{14,d}, M. Patel⁵⁵,
 C. Patrignani^{15,e}, A. Pearce⁴⁰, A. Pellegrino⁴³, G. Penso²⁶, M. Pepe Altarelli⁴⁰, S. Perazzini⁴⁰,
 P. Perret⁵, L. Pescatore⁴¹, K. Petridis⁴⁸, A. Petrolini^{20,h}, A. Petrov⁶⁸, M. Petruzzio^{22,q},
 E. Picatoste Olloqui³⁸, B. Pietrzyk⁴, M. Piekies²⁷, D. Pinci²⁶, A. Pistone^{20,h}, A. Piucci¹²,
 V. Placinta³⁰, S. Playfer⁵², M. Plo Casasus³⁹, F. Polci⁸, M. Poli Lener¹⁹, A. Poluektov⁵⁰,
 I. Polyakov⁶¹, E. Polcarpo², G.J. Pomery⁴⁸, S. Ponce⁴⁰, A. Popov³⁷, D. Popov^{11,40},
 S. Poslavskii³⁷, C. Potterat², E. Price⁴⁸, J. Prisciandaro³⁹, C. Prouve⁴⁸, V. Pugatch⁴⁶,
 A. Puig Navarro⁴², H. Pullen⁵⁷, G. Punzi^{24,p}, W. Qian⁵⁰, R. Quagliani^{7,48}, B. Quintana⁵,

B. Rachwal²⁸, J.H. Rademacker⁴⁸, M. Rama²⁴, M. Ramos Pernas³⁹, M.S. Rangel², I. Raniuk^{45,†}, F. Ratnikov³⁵, G. Raven⁴⁴, M. Ravonel Salzgeber⁴⁰, M. Reboud⁴, F. Redi⁵⁵, S. Reichert¹⁰, A.C. dos Reis¹, C. Remon Alepuz⁷⁰, V. Renaudin⁷, S. Ricciardi⁵¹, S. Richards⁴⁸, M. Rihl⁴⁰, K. Rinnert⁵⁴, V. Rives Molina³⁸, P. Robbe⁷, A. Robert⁸, A.B. Rodrigues¹, E. Rodrigues⁵⁹, J.A. Rodriguez Lopez⁶⁶, A. Rogozhnikov³⁵, S. Roiser⁴⁰, A. Rollings⁵⁷, V. Romanovskiy³⁷, A. Romero Vidal³⁹, J.W. Ronayne¹³, M. Rotondo¹⁹, M.S. Rudolph⁶¹, T. Ruf⁴⁰, P. Ruiz Valls⁷⁰, J. Ruiz Vidal⁷⁰, J.J. Saborido Silva³⁹, E. Sadykhov³², N. Sagidova³¹, B. Saitta^{16,f}, V. Salustino Guimaraes¹, C. Sanchez Mayordomo⁷⁰, B. Sanmartin Sedes³⁹, R. Santacesaria²⁶, C. Santamarina Rios³⁹, M. Santimaria¹⁹, E. Santovetti^{25,j}, G. Sarpis⁵⁶, A. Sarti^{19,k}, C. Satriano^{26,s}, A. Satta²⁵, D.M. Saunders⁴⁸, D. Savrina^{32,33}, S. Schael⁹, M. Schellenberg¹⁰, M. Schiller⁵³, H. Schindler⁴⁰, M. Schmelling¹¹, T. Schmelzer¹⁰, B. Schmidt⁴⁰, O. Schneider⁴¹, A. Schopper⁴⁰, H.F. Schreiner⁵⁹, M. Schubiger⁴¹, M.-H. Schune⁷, R. Schwemmer⁴⁰, B. Sciascia¹⁹, A. Sciubba^{26,k}, A. Semennikov³², E.S. Sepulveda⁸, A. Sergi⁴⁷, N. Serra⁴², J. Serrano⁶, L. Sestini²³, P. Seyfert⁴⁰, M. Shapkin³⁷, I. Shapoval⁴⁵, Y. Shcheglov³¹, T. Shears⁵⁴, L. Shekhtman^{36,w}, V. Shevchenko⁶⁸, B.G. Siddi¹⁷, R. Silva Coutinho⁴², L. Silva de Oliveira², G. Simi^{23,o}, S. Simone^{14,d}, M. Sirendi⁴⁹, N. Skidmore⁴⁸, T. Skwarnicki⁶¹, E. Smith⁵⁵, I.T. Smith⁵², J. Smith⁴⁹, M. Smith⁵⁵, I. Soares Lavra¹, M.D. Sokoloff⁵⁹, F.J.P. Soler⁵³, B. Souza De Paula², B. Spaan¹⁰, P. Spradlin⁵³, S. Sridharan⁴⁰, F. Stagni⁴⁰, M. Stahl¹², S. Stahl⁴⁰, P. Stefkova⁵⁵, O. Steinkamp⁴², S. Stemmler¹², O. Stenyakin³⁷, M. Stepanova³¹, H. Stevens¹⁰, S. Stone⁶¹, B. Storaci⁴², S. Stracka^{24,p}, M.E. Stramaglia⁴¹, M. Straticiu³⁰, U. Straumann⁴², J. Sun³, L. Sun⁶⁴, W. Sutcliffe⁵⁵, K. Swientek²⁸, V. Syropoulos⁴⁴, T. Szumlak²⁸, M. Szymanski⁶³, S. T’Jampens⁴, A. Tayduganov⁶, T. Tekampe¹⁰, G. Tellarini^{17,g}, F. Teubert⁴⁰, E. Thomas⁴⁰, J. van Tilburg⁴³, M.J. Tilley⁵⁵, V. Tisserand⁴, M. Tobin⁴¹, S. Tolk⁴⁹, L. Tomassetti^{17,g}, D. Tonelli²⁴, F. Toriello⁶¹, R. Tourinho Jadallah Aoude¹, E. Tourniefier⁴, M. Traill⁵³, M.T. Tran⁴¹, M. Tresch⁴², A. Trisovic⁴⁰, A. Tsaregorodtsev⁶, P. Tsopelas⁴³, A. Tully⁴⁹, N. Tuning^{43,40}, A. Ukleja²⁹, A. Usachov⁷, A. Ustyuzhanin³⁵, U. Uwer¹², C. Vacca^{16,f}, A. Vagner⁶⁹, V. Vagnoni^{15,40}, A. Valassi⁴⁰, S. Valat⁴⁰, G. Valenti¹⁵, R. Vazquez Gomez⁴⁰, P. Vazquez Regueiro³⁹, S. Vecchi¹⁷, M. van Veghel⁴³, J.J. Velthuis⁴⁸, M. Veltri^{18,r}, G. Veneziano⁵⁷, A. Venkateswaran⁶¹, T.A. Verlage⁹, M. Vernet⁵, M. Vesterinen⁵⁷, J.V. Viana Barbosa⁴⁰, B. Viaud⁷, D. Vieira⁶³, M. Vieites Diaz³⁹, H. Viemann⁶⁷, X. Vilasis-Cardona^{38,m}, M. Vitti⁴⁹, V. Volkov³³, A. Vollhardt⁴², B. Voneki⁴⁰, A. Vorobyev³¹, V. Vorobyev^{36,w}, C. Voß⁹, J.A. de Vries⁴³, C. Vázquez Sierra³⁹, R. Waldi⁶⁷, C. Wallace⁵⁰, R. Wallace¹³, J. Walsh²⁴, J. Wang⁶¹, D.R. Ward⁴⁹, H.M. Wark⁵⁴, N.K. Watson⁴⁷, D. Websdale⁵⁵, A. Weiden⁴², C. Weisser⁵⁸, M. Whitehead⁴⁰, J. Wicht⁵⁰, G. Wilkinson⁵⁷, M. Wilkinson⁶¹, M. Williams⁵⁶, M.P. Williams⁴⁷, M. Williams⁵⁸, T. Williams⁴⁷, F.F. Wilson^{51,40}, J. Wimberley⁶⁰, M. Winn⁷, J. Wishahi¹⁰, W. Wislicki²⁹, M. Witek²⁷, G. Wormser⁷, S.A. Wotton⁴⁹, K. Wraight⁵³, K. Wyllie⁴⁰, Y. Xie⁶⁵, M. Xu⁶⁵, Z. Xu⁴, Z. Yang³, Z. Yang⁶⁰, Y. Yao⁶¹, H. Yin⁶⁵, J. Yu⁶⁵, X. Yuan⁶¹, O. Yushchenko³⁷, K.A. Zarebski⁴⁷, M. Zavertyaev^{11,c}, L. Zhang³, Y. Zhang⁷, A. Zhelezov¹², Y. Zheng⁶³, X. Zhu³, V. Zhukov³³, J.B. Zonneveld⁵², S. Zucchelli¹⁵

¹ Centro Brasileiro de Pesquisas Físicas (CBPF), Rio de Janeiro, Brazil

² Universidade Federal do Rio de Janeiro (UFRJ), Rio de Janeiro, Brazil

³ Center for High Energy Physics, Tsinghua University, Beijing, China

⁴ LAPP, Université Savoie Mont-Blanc, CNRS/IN2P3, Annecy-Le-Vieux, France

⁵ Clermont Université, Université Blaise Pascal, CNRS/IN2P3, LPC, Clermont-Ferrand, France

⁶ Aix Marseille Univ, CNRS/IN2P3, CPPM, Marseille, France

⁷ LAL, Université Paris-Sud, CNRS/IN2P3, Orsay, France

⁸ LPNHE, Université Pierre et Marie Curie, Université Paris Diderot, CNRS/IN2P3, Paris, France

⁹ I. Physikalisches Institut, RWTH Aachen University, Aachen, Germany

- 10 *Fakultät Physik, Technische Universität Dortmund, Dortmund, Germany*
- 11 *Max-Planck-Institut für Kernphysik (MPIK), Heidelberg, Germany*
- 12 *Physikalisches Institut, Ruprecht-Karls-Universität Heidelberg, Heidelberg, Germany*
- 13 *School of Physics, University College Dublin, Dublin, Ireland*
- 14 *Sezione INFN di Bari, Bari, Italy*
- 15 *Sezione INFN di Bologna, Bologna, Italy*
- 16 *Sezione INFN di Cagliari, Cagliari, Italy*
- 17 *Università e INFN, Ferrara, Ferrara, Italy*
- 18 *Sezione INFN di Firenze, Firenze, Italy*
- 19 *Laboratori Nazionali dell'INFN di Frascati, Frascati, Italy*
- 20 *Sezione INFN di Genova, Genova, Italy*
- 21 *Università & INFN, Milano-Bicocca, Milano, Italy*
- 22 *Sezione di Milano, Milano, Italy*
- 23 *Sezione INFN di Padova, Padova, Italy*
- 24 *Sezione INFN di Pisa, Pisa, Italy*
- 25 *Sezione INFN di Roma Tor Vergata, Roma, Italy*
- 26 *Sezione INFN di Roma La Sapienza, Roma, Italy*
- 27 *Henryk Niewodniczanski Institute of Nuclear Physics Polish Academy of Sciences, Kraków, Poland*
- 28 *AGH - University of Science and Technology, Faculty of Physics and Applied Computer Science, Kraków, Poland*
- 29 *National Center for Nuclear Research (NCBJ), Warsaw, Poland*
- 30 *Horia Hulubei National Institute of Physics and Nuclear Engineering, Bucharest-Magurele, Romania*
- 31 *Petersburg Nuclear Physics Institute (PNPI), Gatchina, Russia*
- 32 *Institute of Theoretical and Experimental Physics (ITEP), Moscow, Russia*
- 33 *Institute of Nuclear Physics, Moscow State University (SINP MSU), Moscow, Russia*
- 34 *Institute for Nuclear Research of the Russian Academy of Sciences (INR RAN), Moscow, Russia*
- 35 *Yandex School of Data Analysis, Moscow, Russia*
- 36 *Budker Institute of Nuclear Physics (SB RAS), Novosibirsk, Russia*
- 37 *Institute for High Energy Physics (IHEP), Protvino, Russia*
- 38 *ICCUB, Universitat de Barcelona, Barcelona, Spain*
- 39 *Universidad de Santiago de Compostela, Santiago de Compostela, Spain*
- 40 *European Organization for Nuclear Research (CERN), Geneva, Switzerland*
- 41 *Institute of Physics, Ecole Polytechnique Fédérale de Lausanne (EPFL), Lausanne, Switzerland*
- 42 *Physik-Institut, Universität Zürich, Zürich, Switzerland*
- 43 *Nikhef National Institute for Subatomic Physics, Amsterdam, The Netherlands*
- 44 *Nikhef National Institute for Subatomic Physics and VU University Amsterdam, Amsterdam, The Netherlands*
- 45 *NSC Kharkiv Institute of Physics and Technology (NSC KIPT), Kharkiv, Ukraine*
- 46 *Institute for Nuclear Research of the National Academy of Sciences (KINR), Kyiv, Ukraine*
- 47 *University of Birmingham, Birmingham, United Kingdom*
- 48 *H.H. Wills Physics Laboratory, University of Bristol, Bristol, United Kingdom*
- 49 *Cavendish Laboratory, University of Cambridge, Cambridge, United Kingdom*
- 50 *Department of Physics, University of Warwick, Coventry, United Kingdom*
- 51 *STFC Rutherford Appleton Laboratory, Didcot, United Kingdom*
- 52 *School of Physics and Astronomy, University of Edinburgh, Edinburgh, United Kingdom*
- 53 *School of Physics and Astronomy, University of Glasgow, Glasgow, United Kingdom*
- 54 *Oliver Lodge Laboratory, University of Liverpool, Liverpool, United Kingdom*
- 55 *Imperial College London, London, United Kingdom*
- 56 *School of Physics and Astronomy, University of Manchester, Manchester, United Kingdom*
- 57 *Department of Physics, University of Oxford, Oxford, United Kingdom*
- 58 *Massachusetts Institute of Technology, Cambridge, MA, United States*

- ⁵⁹ *University of Cincinnati, Cincinnati, OH, United States*
- ⁶⁰ *University of Maryland, College Park, MD, United States*
- ⁶¹ *Syracuse University, Syracuse, NY, United States*
- ⁶² *Pontifícia Universidade Católica do Rio de Janeiro (PUC-Rio), Rio de Janeiro, Brazil, associated to ²*
- ⁶³ *University of Chinese Academy of Sciences, Beijing, China, associated to ³*
- ⁶⁴ *School of Physics and Technology, Wuhan University, Wuhan, China, associated to ³*
- ⁶⁵ *Institute of Particle Physics, Central China Normal University, Wuhan, Hubei, China, associated to ³*
- ⁶⁶ *Departamento de Física , Universidad Nacional de Colombia, Bogota, Colombia, associated to ⁸*
- ⁶⁷ *Institut für Physik, Universität Rostock, Rostock, Germany, associated to ¹²*
- ⁶⁸ *National Research Centre Kurchatov Institute, Moscow, Russia, associated to ³²*
- ⁶⁹ *National Research Tomsk Polytechnic University, Tomsk, Russia, associated to ³²*
- ⁷⁰ *Instituto de Física Corpuscular, Centro Mixto Universidad de Valencia - CSIC, Valencia, Spain, associated to ³⁸*
- ⁷¹ *Van Swinderen Institute, University of Groningen, Groningen, The Netherlands, associated to ⁴³*
- ^a *Universidade Federal do Triângulo Mineiro (UFTM), Uberaba-MG, Brazil*
- ^b *Laboratoire Leprince-Ringuet, Palaiseau, France*
- ^c *P.N. Lebedev Physical Institute, Russian Academy of Science (LPI RAS), Moscow, Russia*
- ^d *Università di Bari, Bari, Italy*
- ^e *Università di Bologna, Bologna, Italy*
- ^f *Università di Cagliari, Cagliari, Italy*
- ^g *Università di Ferrara, Ferrara, Italy*
- ^h *Università di Genova, Genova, Italy*
- ⁱ *Università di Milano Bicocca, Milano, Italy*
- ^j *Università di Roma Tor Vergata, Roma, Italy*
- ^k *Università di Roma La Sapienza, Roma, Italy*
- ^l *AGH - University of Science and Technology, Faculty of Computer Science, Electronics and Telecommunications, Kraków, Poland*
- ^m *LIFAELS, La Salle, Universitat Ramon Llull, Barcelona, Spain*
- ⁿ *Hanoi University of Science, Hanoi, Viet Nam*
- ^o *Università di Padova, Padova, Italy*
- ^p *Università di Pisa, Pisa, Italy*
- ^q *Università degli Studi di Milano, Milano, Italy*
- ^r *Università di Urbino, Urbino, Italy*
- ^s *Università della Basilicata, Potenza, Italy*
- ^t *Scuola Normale Superiore, Pisa, Italy*
- ^u *Università di Modena e Reggio Emilia, Modena, Italy*
- ^v *Iligan Institute of Technology (IIT), Iligan, Philippines*
- ^w *Novosibirsk State University, Novosibirsk, Russia*
- [†] *Deceased*