

Machine Learning for Detection of Fake News

by

Nicole O'Brien

Submitted to the Department of Electrical Engineering and
Computer Science

in partial fulfillment of the requirements for the degree of
Master of Engineering in Electrical Engineering and
Computer Science

at the

Massachusetts Institute of Technology

June 2018

© Massachusetts Institute of Technology 2018. All rights reserved.

The author hereby grants to M.I.T. permission to reproduce and to distribute publicly paper and electronic copies of this thesis document in whole and in part in any medium now known or hereafter created.

Author:

Department of Electrical Engineering and Computer Science
May, 17, 2018

Certified by:

Tomaso Poggio
Eugene McDermott Professor, BCS and CSAIL
Thesis Supervisor

Accepted by:

Katrina LaCurts
Chairman, Masters of Engineering Thesis Committee

Machine Learning for Detection of Fake News

by Nicole O'Brien

Submitted to the Department of Electrical Engineering and
Computer Science on May 1y, 2018, in partial fulfillment of the
requirements for the degree of Masters of Engineering in Electrical
Engineering and Computer Science

Abstract

Recent political events have lead to an increase in the popularity and spread of fake news. As demonstrated by the widespread effects of the large onset of fake news, humans are inconsistent if not outright poor detectors of fake news. With this, efforts have been made to automate the process of fake news detection. The most popular of such attempts include “blacklists” of sources and authors that are unreliable. While these tools are useful, in order to create a more complete end to end solution, we need to account for more difficult cases where reliable sources and authors release fake news. As such, the goal of this project was to create a tool for detecting the language patterns that characterize fake and real news through the use of machine learning and natural language processing techniques. The results of this project demonstrate the ability for machine learning to be useful in this task. We have built a model that catches many intuitive indications of real and fake news as well as an application that aids in the visualization of the classification decision.

Contents

1	Introduction	8
2	Related Work	11
2.1	Spam Detection	11
2.2	Stance Detection	12
2.3	Benchmark Dataset	13
3	Datasets	14
3.1	Sentence Level	14
3.2	Document Level	15
3.2.1	Fake news samples	16
3.2.2	Real news samples	17
4	Methods	19
4.1	Sentence-Level Baselines	19
4.2	Document-Level	20
4.2.1	Tracking Important Trigrams	20
4.2.2	Topic Dependency	24
4.2.3	Cleaning	26
4.2.4	Describing Neurons	28
5	Experimental Results	30
5.1	Tracking Important Trigrams	32
5.2	Topic Dependency	32
5.3	Cleaning	33

5.4	Describing Neurons	35
6	Discussion	37
6.1	Tracking Important Neurons	37
6.2	Topic Dependency	39
6.3	Cleaning	39
6.4	Describing Neurons	40
7	Application	41
8	Conclusion	42
8.1	Contributions	42
8.2	Future Work	43
9	Appendix	45

List of Figures

4.1	Which trigrams might a human find indicative of real news?	21
4.2	Which trigrams might a human find indicative of fake news?	21
4.3	The output layer of the CNN where the higher value indicates the final classification of the text	23
4.4	Step 1: The Max Pool Values have the $weight_i \times activation_i$ for each of the neurons,i, detecting distinct patterns in the texts. These are accumulated in the output layer.	23
4.5	Step 2: Find the index of the max pooled value from Step 1 in the convolutional layer.	24
4.6	Step 3: The index in convolutional layer found in Step 2 represents which of the 998 trigrams caused the max pooled values from Step 1. Use that same index to find the corresponding trigram.	24
4.7	Words exclusively common to one category (Fake/Real)	26
5.1	Fake News Types, and their misclassification rates.	31
5.2	The Guardian sections, and their misclassification rates.	31
5.3	The New York Times sections, and their misclassification rates.	32
5.4	Accuracies of evaluation using articles with each topic word.	33
5.5	Standard deviation of neuron weights with Cleaning.	34
5.6	Vocab Size with Cleaning.	35
5.7	Accuracies with Cleaning.	35
9.1	This shows the home page of the web application version of our Fake News Detector as described in Section 7.	49

9.2	This is the model from Cleaning Step 2, as described in Section 5.3, classifying an article from The Guardian. As you can see, the model is very confident that the article is real news because of the “this content” pattern at the end.	50
9.3	This is the model from Cleaning Step 2, as described in Section 5.3, classifying the same article from The Guardian Figure 9.2 without the “this content” pattern. As you can see, the classification switches by the removal of this pattern. Now, the model is very confident that the article is fake news because of the lack of the “this content” pattern at the end.	51
9.4	This is the model from Cleaning Step 3, as described in 5.3 classifying the same article from The Guardian as Figure 9.3. As you can see, this model picks up on new trigrams that are indicative of real news and still classifies correctly, despite removal of the pattern which caused the Cleaning Step 2 model from Figure 9.4 to fail.	52
9.5	This demonstrates an interesting correctly classified Fake News Articles. For real news trigrams, the model picks up a time reference, “past week“, and mathematical/technical phrases such as “analyze atmospheres“, “the shape of” and “narrow spectral range“. However, these trigrams’ weights are obviously much smaller than the weights of the fake news trigrams about “aliens.“	53
9.6	This demonstrates an interesting correctly classified Fake News Articles. For real news trigrams, the model picks up more mathematical/technical phrases such as “improvements in math scores”, “professionals” and “relatively large improvements“. The fake news trigrams seem to frequently involve “email messaging” and the abbreviate “et”. There does not seem to be anything obviously fake in this article, so its misclassification seems reasonable.	54

List of Tables

3.1	Sample Fake News Data from [1]	17
4.1	Preliminary Baseline Results	19
5.1	Confusion matrix from our “best” model	30
5.2	Target Word Distribution	33
5.3	Neuron Descriptions and words most frequent in the trigrams that caused the highest activation - “All Words“	36
5.4	Neuron Descriptions and words most frequent in the trigrams that caused the highest activation - “Election“	36
9.1	Misclassified Fake News Articles, By Type.	45
9.2	Misclassified The Guardian articles, by section. This excludes sections that made up<1% of the total count of The Guardian Articles <i>and</i> <1% of all misclassified The Guardian articles in our dataset.	46
9.3	Misclassified New York Times articles, by section. This excludes sections that made up<1% of the total count of New York Times Articles <i>and</i> <1% of all misclassified New York Times articles in our dataset.	47
9.4	The following table shows the words that were most common in the aggregation of trigrams detected as indicators of Real and Fake News, excluding those that were common to both.	48

Chapter 1

Introduction

The rise of fake news during the 2016 U.S. Presidential Election highlighted not only the dangers of the effects of fake news but also the challenges presented when attempting to separate fake news from real news. Fake news may be a relatively new term but it is not necessarily a new phenomenon. Fake news has technically been around at least since the appearance and popularity of one-sided, partisan newspapers in the 19th century. However, advances in technology and the spread of news through different types of media have increased the spread of fake news today. As such, the effects of fake news have increased exponentially in the recent past and something must be done to prevent this from continuing in the future.

I have identified the three most prevalent motivations for writing fake news and chosen only one as the target for this project as a means to narrow the search in a meaningful way. The first motivation for writing fake news, which dates back to the 19th century one-sided party newspapers, is to influence public opinion. The second, which requires more recent advances in technology, is the use of fake headlines as clickbait to raise money. The third motivation for writing fake news, which is equally prominent yet arguably less dangerous, is satirical writing. [2] [3] While all three subsets of fake news, namely, (1) clickbait, (2), influential, and (3) satire, share the common thread of being fictitious, their widespread effects are vastly different. As such, this paper will focus primarily on fake news as defined by politifact.com, “fabricated content that intentionally masquerades as news coverage of actual events.” This definition excludes satire, which is intended to be humorous

and not deceptive to readers. Most satirical articles come from sources like “The Onion“, which specifically distinguish themselves as satire. Satire can already be classified, by machine learning techniques according to [4]. Therefore, our goal is to move beyond these achievements and use machine learning to classify, at least as well as humans, more difficult discrepancies between real and fake news.

The dangerous effects of fake news, as previously defined, are made clear by events such as [5] in which a man attacked a pizzeria due to a widespread fake news article. This story along with analysis from [6] provide evidence that humans are not very good at detecting fake news, possibly not better than chance . As such, the question remains whether or not machines can do a better job.

There are two methods by which machines could attempt to solve the fake news problem better than humans. The first is that machines are better at detecting and keeping track of statistics than humans, for example it is easier for a machine to detect that the majority of verbs used are “suggests” and “implies” versus, “states” and “proves.” Additionally, machines may be more efficient in surveying a knowledge base to find all relevant articles and answering based on those many different sources. Either of these methods could prove useful in detecting fake news, but we decided to focus on how a machine can solve the fake news problem using supervised learning that extracts features of the language and content only within the source in question, without utilizing any fact checker or knowledge base. For many fake news detection techniques, a “fake” article published by a trustworthy author through a trustworthy source would not be caught. This approach would combat those “false negative” classifications of fake news. In essence, the task would be equivalent to what a human faces when reading a hard copy of a newspaper article, without internet access or outside knowledge of the subject (versus reading something online where he can simply look up relevant sources). The machine, like the human in the coffee shop, will have only access to the words in the article and must use strategies that do not rely on blacklists of authors and sources.

The current project involves utilizing machine learning and natural language processing techniques to create a model that can expose documents that are, with

high probability, fake news articles. Many of the current automated approaches to this problem are centered around a “blacklist” of authors and sources that are known producers of fake news. But, what about when the author is unknown or when fake news is published through a generally reliable source? In these cases it is necessary to rely simply on the content of the news article to make a decision on whether or not it is fake. By collecting examples of both real and fake news and training a model, it should be possible to classify fake news articles with a certain degree of accuracy. The goal of this project is to find the effectiveness and limitations of language-based techniques for detection of fake news through the use of machine learning algorithms including but not limited to convolutional neural networks and recurrent neural networks. The outcome of this project should determine how much can be achieved in this task by analyzing patterns contained in the text and blind to outside information about the world.

This type of solution is not intended to be an end-to-end solution for fake news classification. Like the “blacklist” approaches mentioned, there are cases in which it fails and some for which it succeeds. Instead of being an end-to-end solution, this project is intended to be one tool that could be used to aid humans who are trying to classify fake news. Alternatively, it could be one tool used in future applications that intelligently combine multiple tools to create an end-to-end solution to automating the process of fake news classification.

Chapter 2

Related Work

2.1 Spam Detection

The problem of detecting not-genuine sources of information through content based analysis is considered solvable at least in the domain of spam detection [7], spam detection utilizes statistical machine learning techniques to classify text (i.e. tweets [8] or emails) as spam or legitimate. These techniques involve pre-processing of the text, feature extraction (i.e. bag of words), and feature selection based on which features lead to the best performance on a test dataset. Once these features are obtained, they can be classified using Nave Bayes, Support Vector Machines, TF-IDF, or K-nearest neighbors classifiers. All of these classifiers are characteristic of supervised machine learning, meaning that they require some labeled data in order to learn the function (as seen in [9])

$$f(\text{message}, \theta) = \left\{ \begin{array}{ll} C_{\text{spam}} & \text{if classified as spam} \\ C_{\text{leg}} & \text{otherwise} \end{array} \right\}$$

where, m is the message to be classified and θ is a vector of parameters and C_{spam} and C_{leg} are respectively spam and legitimate messages. The task of detecting fake news is similar and almost analogous to the task of spam detection in that both aim to separate examples of legitimate text from examples of illegitimate, ill-intended texts. The question, then, is how can we apply similar techniques to fake news detection. Instead of filtering like we do with spam, it would be beneficial to be able

to flag fake news articles so that readers can be warned that what they are reading is likely to be fake news. The purpose of this project is not to decide for the reader whether or not the document is fake, but rather to alert them that they need to use extra scrutiny for some documents. Fake news detection, unlike spam detection, has many nuances that aren't as easily detected by text analysis. For example, a human actually needs to apply their knowledge of a particular subject in order to decide whether or not the news is true. The “fakeness” of an article could be switched on or off simply by replacing one person's name with another person's name. Therefore, the best we can do from a content-based standpoint is to decide if it is something that requires scrutiny. The idea would be for a reader to do leg work of researching other articles on the topic to decide whether or not the article is actually fake, but a “flagging” would alert them to do so in appropriate circumstances.

2.2 Stance Detection

In December of 2016, a group of volunteers from industry and academia started a contest called the Fake News Challenge [10]. The goal of this contest was to encourage the development of tools that may help human fact checkers identify deliberate misinformation in news stories through the use of machine learning, natural language processing and artificial intelligence. The organizers decided that the first step in this overarching goal was understanding what other news organizations are saying about the topic in question. As such, they decided that stage one of their contest would be a stance detection competition. More specifically, the organizers built a dataset of headlines and bodies of text and challenged competitors to build classifiers that could correctly label the stance of a body text, relative to a given headline, into one of four categories: “agree”, “disagree”, “discusses” or “unrelated.” The top three teams all reached over 80% accuracy on the test set for this task. The top teams model was based on a weighted average between gradient-boosted decision trees and a deep convolutional neural network.

2.3 Benchmark Dataset

[11] demonstrates previous work on fake news detection that is more directly related to our goal of using a text-only approach to make a classification. The authors not only create a new benchmark dataset of statements (see Section 3.1), but also show that significant improvements can be made in fine-grained fake news detection by using meta-data (i.e. speaker, party, etc) to augment the information provided by the text.

Chapter 3

Datasets

The lack of manually labeled fake news datasets is certainly a bottleneck for advancing computationally intensive, text-based models that cover a wide array of topics. The dataset for the fake news challenge does not suit our purpose due to the fact that it contains the ground truth regarding the relationships between texts but not whether or not those texts are actually true or false statements. For our purpose, we need a set of news articles that is directly classified into categories of news types (i.e. real vs. fake or real vs parody vs. clickbait vs. propaganda). For more simple and common NLP classification tasks, such as sentiment analysis, there is an abundance of labeled data from a variety of sources including Twitter, Amazon Reviews, and IMDb Reviews. Unfortunately, the same is not true for finding labeled articles of fake and real news. This presents a challenge to researchers and data scientists who want to explore the topic by implementing supervised machine learning techniques. I have researched the available datasets for sentence-level classification and ways to combine datasets to create full sets with positive and negative examples for document-level classification.

3.1 Sentence Level

[11] produced a new benchmark dataset for fake news detection that includes 12,800 manually labeled short statements on a variety of topics. These statements come from politifact.com, which provides heavy analysis of and links to the source

documents for each of the statements. The labels for this data are not true and false but rather reflect the “sliding scale” of false news and have 6 intervals of labels. These labels, in order of ascending truthfulness, include ‘pants-fire’, ‘false’, barely true, ‘half-true’, ‘mostly-true’, and true. The creators of this database ran baselines such as Logistic Regression, Support Vector Machines, LSTM, CNN and an augmented CNN that used metadata. They reached 27% accuracy on this multiclass classification task with the CNN that involved metadata such as speaker and party related to the text.

3.2 Document Level

There exists no dataset of similar quality to the Liar Dataset for document-level classification of fake news. As such, I had the option of using the headlines of documents as statements or creating a hybrid dataset of labeled fake and legitimate news articles. [12] shows an informal and exploratory analysis carried out by combining two datasets that individually contain positive and negative fake news examples. Genes trains a model on a specific subset of both the Kaggle dataset and the data from NYT and the Guardian. In his experiment, the topics involved in training and testing are restricted to U.S News, Politics, Business and World news. However, he does not account for the difference in date range between the two datasets, which likely adds an additional layer of topic bias based on topics that are more or less popular during specific periods of time.

We have collected data in a manner similar to that of Genes [12], but more cautious in that we control for more bias in the sources and topics. Because the goal of our project was to find patterns in the language that are indicative of real or fake news, having source bias would be detrimental to our purpose. Including any source bias in our dataset, i.e. patterns that are specific to NYT, The Guardian, or any of the fake news websites, would allow the model to learn to associate sources with real/fake news labels. Learning to classify sources as fake or real news is an easy problem, but learning to classify specific types of language and language patterns as fake or real news is not. As such, we were very careful to remove as much of

the source-specific patterns as possible to force our model to learn something more meaningful and generalizable.

We admit that there are certainly instances of fake news in the New York Times and probably instances of real news in the Kaggle dataset because it is based on a list of unreliable websites. However, because these instances are the exception and not the rule, we expect that the model will learn from the majority of articles that are consistent with the label of the source. Additionally, we are not trying to train a model to learn facts but rather learn deliveries. To be more clear, the deliveries and reporting mechanisms found in fake news articles within New York Times should still possess characteristics more commonly found in real news, although they will contain fictitious factual information.

3.2.1 Fake news samples

[1] contains a dataset of fake news articles that was gathered by using a tool called the BS detector ([13] which essentially has a blacklist of websites that are sources of fake news. The articles were all published in the 30 days between October, 26 2016 to November 25, 2016. While any span of dates would be characterized by the current events of that time, this range of dates is particularly interesting because it spans the time directly before, during, and directly after the 2016 election. The dataset has articles and metadata from 244 different websites, which is helpful in the sense that the variety of sources will help the model to not learn a source bias. However, at a first glance of the dataset, you can easily tell that there are still certain obvious reasons that a model could learn specifics of what is included in the “body” text in this dataset. For example, there are instances of the author and source in the body text, as seen in Section 3.1. Also, there are some patterns like including the date that, if not also repeated in the real news dataset, could be learned by the model.

Table 3.1: Sample Fake News Data from [1]

Author	Source	Date	Title	Text
Alex Ansary	amtvmmedia.com	2016-11-02	China Airport Security Robot Gives Electroshocks	China Airport Security Robot Gives Electroshocks 11/02/2016 ACTIVIST POST While debate surrounds the threat of ...
Aaron Bandler	dailywire.com	2016-11-11	Poll: Sexism Was NOT A Factor In Hillary's Loss Daily Wire	Poll: Sexism Was NOT A Factor In Hillary's Loss By: Aaron Bandler November 11, 2016 Some leftists still reeling from Hillary Clinton's stunning defeat...

All of these sources and authors are repeated in the dataset. Additionally, the presence of the date/title could be an easy cue that a text came from this dataset if the real news dataset did not contain this metadata. As such, the model could easily learn the particulars of this dataset and not learn anything about real/fake news itself in order to best classify the data. To avoid this, we removed the author, source, date, title, and anything that appeared before these segments. The dataset also contained a decent amount of repetitive data and incomplete data, we removed any non-unique samples and also samples that appeared incomplete (i.e. lacked a source). This left us with approximately 12,000 samples of fake news. Since the Kaggle dataset does not contain positive examples, i.e. examples of real news, it is necessary to augment the dataset with such in order to either compare or perform supervised learning.

3.2.2 Real news samples

As suggested by [12], an acceptable approach would be to use the APIs from reliable sources like New York Times and The Guardian. The NYT API provides similar information to that of the kaggle dataset, including both text and images that are found in the document. The Kaggle Dataset also provides the source of each article, which is trivial for the APIs of specific newspaper sources. We

pulled articles from both of these sources in the same range of dates that the fake news was restricted to (October 26 , 2016 to November 25, 2016). This is important because of the specificity of the current events at that time - information that would not likely be present in news outside of this timeframe. There were just over 9,000 Guardian articles and just over 2,000 New York Times articles. Unlike the Kaggle dataset, which had 244 different websites as sources, our real news dataset only has two different source: The New York Times and The Guardian. Due to this difference, we found that extra effort was required to ensure that we removed any source-specific patterns so that the model would not simply learn to identify how an article from the New York Times is written or how an article from The Guardian is written. Instead, we wanted our model to learn more meaningful language patterns that are similar to real news reporting, regardless of the source.

Chapter 4

Methods

4.1 Sentence-Level Baselines

I have run the baselines described in [11], namely multi-class classification done via logistic regression and support vector machines. The features used were n-grams and TF-IDF. N-grams are consecutive groups of words, up to size “n”. For example, bi-grams are pairs of words seen next to each other. Features for a sentence or phrase are created from n-grams by having a vector that is the length of the new “vocabulary set,” i.e. it has a spot for each unique n-gram that receives a 0 or 1 based on whether or not that n-gram is present in the sentence or phrase in question. TF-IDF stands for term frequency inverse document frequency. It is a statistical measure used to evaluate how important a word is to a document in a collection or corpus. As a feature, TF-IDF can be used for stop-word filtering, i.e. discounting the value of words like “and,” “the”, etc. whose counts likely have no effect on the classification of the text. An alternative approach is removing stop-words (as defined in various packages, such as Python’s NLTK). The results for this preliminary evaluation are found in Table 4.1

Table 4.1: Preliminary Baseline Results

Model	Vectorizer	N-gram Range	Penalty, C	Dev Score
Logistic Regression	Bag of Words	1-4	0.01	0.2586
Logistic Regression	TF-IDF	1-4	10	0.2516
SVM w. Linear Kernel	Bag of Words	1	10	0.2508
SVM w. RBF kernel	Bag of Words	1	1000	0.2492

Additionally, we explored some of the characteristic n-grams that may influence Logistic Regression and other classifiers. In calculating the most frequent n-grams for “pants-fire” phrases and those of “true” phrases, we found that the word “wants” more frequently appears in “pants-fire” (i.e. fake news) phrases and the phrase “states” more frequently appears in “true” (i.e. real news) phrases. Intuitively, This makes sense because it is easier to lie about what a politician wants than to lie about what he or she has stated since the former is more difficult to confirm. This observation motivates the experiments in Section 4.2, which aim to find a more full set of similarly intuitive patterns in the body texts of fake news and real news articles.

4.2 Document-Level

Deep neural networks have shown promising results in NLP for other classification tasks such as [14]. CNNs are well suited for picking up multiple patterns, and sentences do not provide enough data for this to be useful. However, a CNN baseline modeled off of the one described for NLP in [15] did not show a large improvement in accuracy on this task using the Liar Dataset. This is due to the lack of context provided in sentences. Not surprisingly, the same CNN performance on the full body text datasets we created was much higher.

4.2.1 Tracking Important Trigrams

The nature of this project was to decide if and how machine learning could be useful in detecting patterns characteristic of real and fake news articles. In accordance with this purpose, we did not attempt to build deeper and better neural nets in order to improve performance, which was already much higher than expected. Instead, we took steps to analyze the most basic neural net. We wanted to learn what patterns it was learning that resulted in such a high accuracy of being able to classify fake and real news.

If a human were to take on the task of picking out phrases that indicate fake or real news, they may follow guidelines such as those in [16]. This and similar

guidelines often encourage readers to look for evidence supporting claims because fake news claims are often unbacked by evidence. Likewise, these guidelines encourage people to read the full story, looking for details that seem “far-fetched.” Figures 4.1 and 4.2 show examples of the phrases a human might pick up on to decide if an article is fake or real news. We were curious to see if a neural net might pick up on similar patterns.

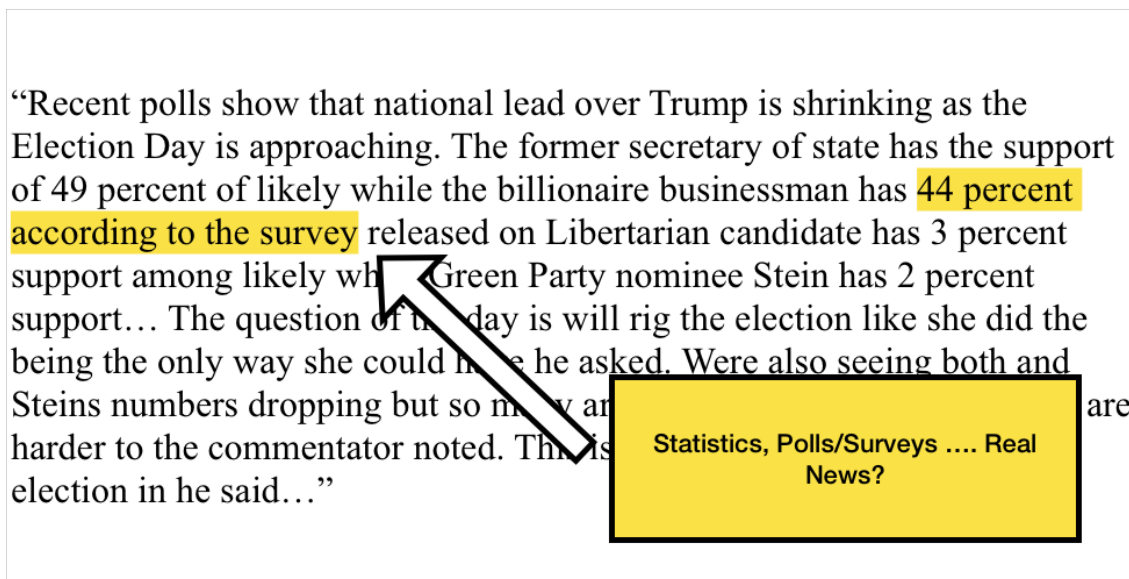


Figure 4.1: Which trigrams might a human find indicative of real news?

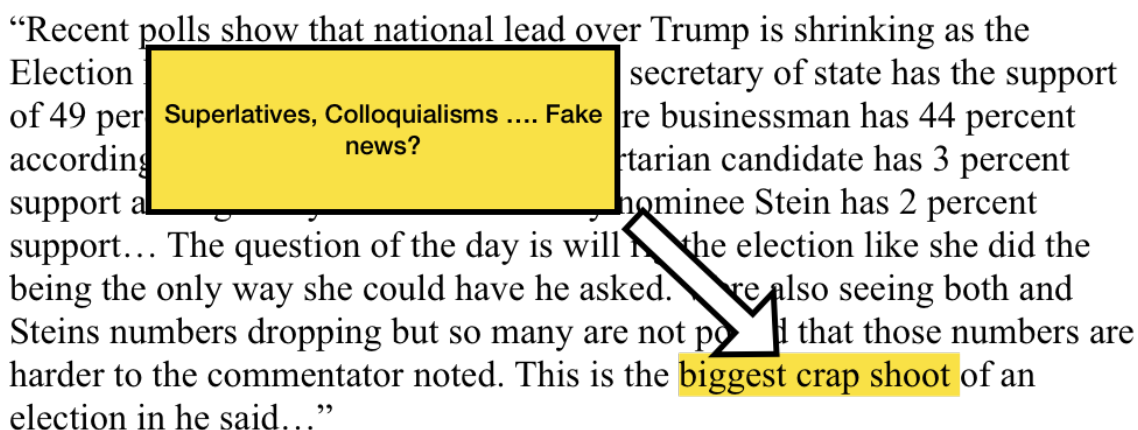


Figure 4.2: Which trigrams might a human find indicative of fake news?

The best way to do this was to simplify the network so that it had only one filter size. The network in [15] was tuned to learn filter sizes 3, 4, and 5. With

this intricacy, the model was able to learn overlapping segments. For example, the 4-gram “Donald Trumps presidential election” could be learned in addition to the trigrams “Donald Trumps presidential” and “Trumps presidential election”. To avoid this overlapping, we simplified the network to only look at filter size 3, i.e. trigrams. We found that this did not cause a significant drop in accuracies; there was less than one half percent decrease in accuracy from the model with filter sizes = [3,4,5] to the model with filter sizes = [3]. We limited the data to 1000 words because less than ten percent of the data was over this limit and found most of the time the article was longer than 1000 words it contained excess information at the end that was not relevant to the article itself. For example, lengthy ads were sometimes found at the end of articles, causing them to go over 1000 words. There were no noticeable drops in accuracy across trials when we restricted the document length to 1000 words.

In order to obtain the trigrams that were most important in the classification decision, we essentially had to back-propagate from the output layer to the raw data (i.e. actual body text being classified), as seen in Figures 4.3, 4.4, 4.5, and 4.6. We did this in a manner similar to [17]. For any body text being evaluated by the CNN, we can find the trigrams that were “most fake” and “most real” by looking at the $weight_i \times activation_i$ for each of the individual neuron, i , when that text was evaluated. I will explain the process for finding the most real trigrams, and the same process can be used to find the most fake trigrams. The only difference is which column of the 2-columns in each layer you choose to look at.

The first step in this process is looking at the max pool layer where you will find a downsampled version of the convolutional layer (See Figure 4.4. Each of the 128 values are selected as the max of 998 values in the previous layer. Due to the dropout probability, we expect that a different pattern will cause the highest activation for each of these neurons. As such, the max-pool layer represents the value of the trigram that was closest to this pattern, and made the neurons activation the highest.

Each value in the max-pool layer is representative of the neuron, i , $weight_i \times$

$activation_i$ for that text. Therefore, we can select the neurons with the highest (most positive) $weight_{ij} \times activation_i$ to ultimately find the “most real” trigrams or we can select the neurons with the lowest (most negative) $weight + i \times activation_i$ to ultimately find the “least real” trigrams.

Depending on which we were looking at (“most real” or “least real”), we would pick a select number of neurons to trace backwards. For a selected neuron, say neuron number 120, we can find the 119th index out of the 128 dimension in the output of the convolutional layer with ReLU function applied. Now, we have 998 values to look at. One of these values was chosen to be the max-pooled value, so we must look at all of them and find the match. Once we find the matching number, we have its index. Its index is representative of the trigram index in the original text. So if the index is 0, we look at the first trigram (words at indices 0,1, and 2) and if the index is 1, we look at the second trigram (words at indices 1, 2 and 3).

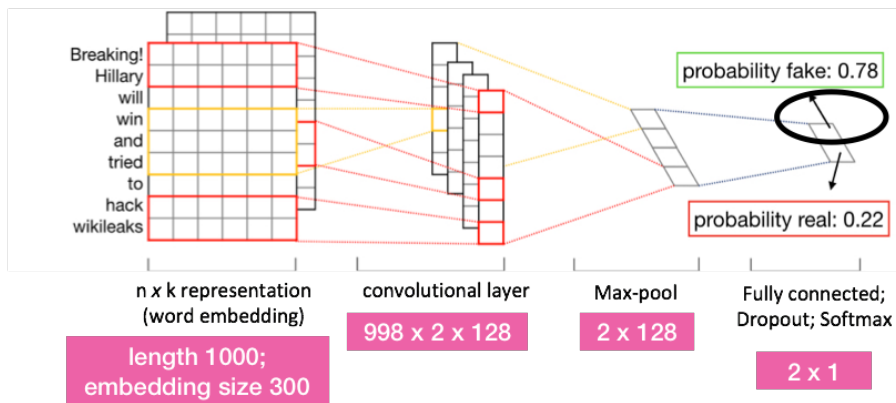


Figure 4.3: The output layer of the CNN where the higher value indicates the final classification of the text

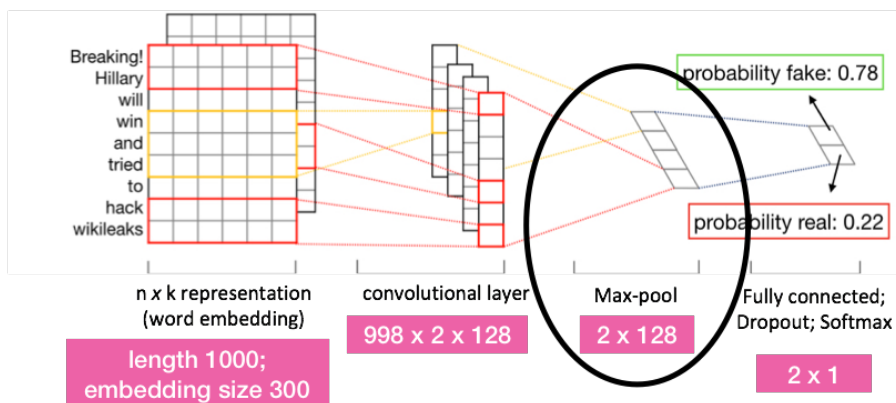


Figure 4.4: Step 1: The Max Pool Values have the $weight_i \times activation_i$ for each of the neurons, i , detecting distinct patterns in the texts. These are accumulated in the output layer.

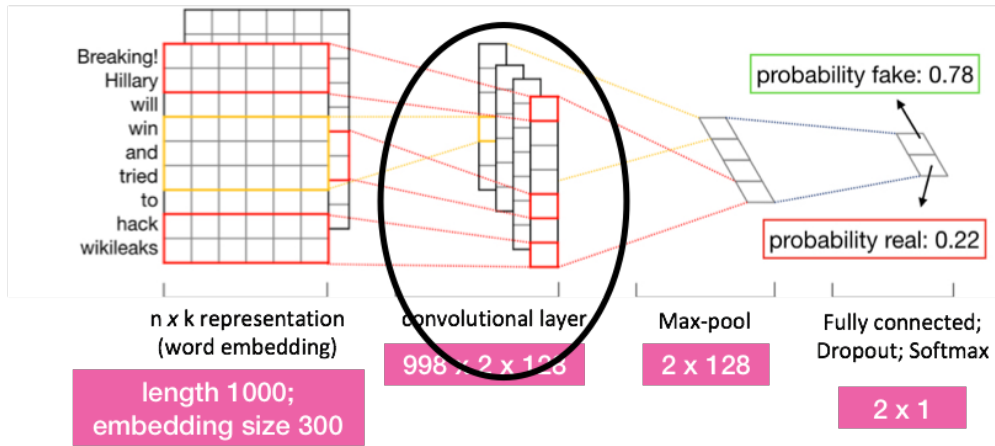


Figure 4.5: Step 2: Find the index of the max pooled value from Step 1 in the convolutional layer.

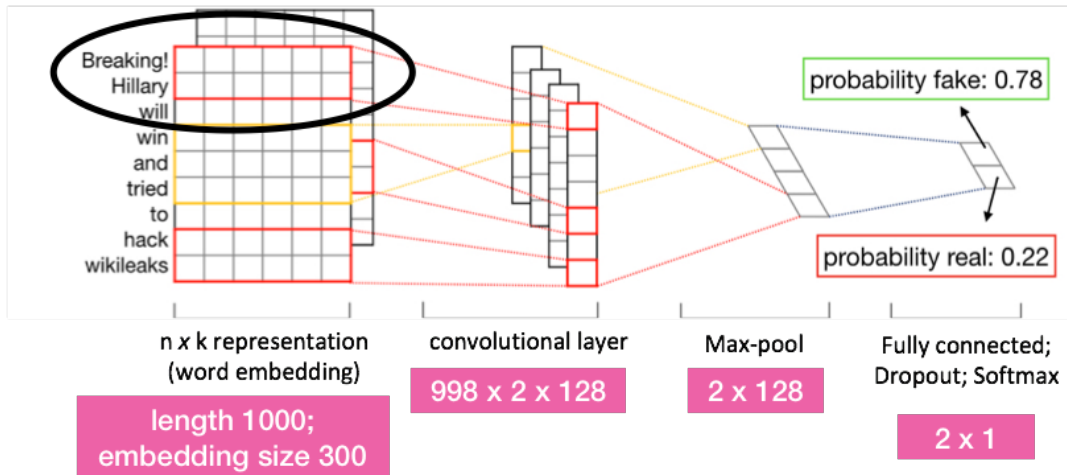


Figure 4.6: Step 3: The index in convolutional layer found in Step 2 represents which of the 998 trigrams caused the max pooled values from Step 1. Use that same index to find the corresponding trigram.

4.2.2 Topic Dependency

As we suspected from the makeup of the dataset which can be seen from 4.7 which demonstrates a general overview of the makeup of both of the datasets, there is a significant difference in the subjects being written about in fake news and real news, even in the same time range with the same current events going up. More specifically, you can see that the concentration of articles that involve “Hillary”, “Wikileaks”, and “republican” is higher in Fake News than it is in real news. This is not to say that these words did not appear in real news, but they were not some of the “most frequent” words there. Additionally, words like “football” and “love”

appear very frequently in the real news dataset, but these are topics that you can imagine would not be written about, or rarely be written about, in fake news. The “hot topics” of fake news present another issue in this task. We do not want a model that simply chooses a classification based on the probability that a fake or real news article would be written on that topic just like we would never tell a person that every article written about Hillary is fake news or every article written about love is real news.

The way we accounted for these differences in the dataset was by separating our training set and tests sets on the presence/absence of certain words. We tried this for a number of topics that were present in both fake news and real news but had different proportions in the two categories. The words we chose were “Trump”, “election”, “war”, and “email.”

To create a model that was not biased about the presence of one of these words, we extracted all body texts which did not contain that word. We used this set as the training set. Then, we used the remaining body texts that did contain the target word as the test set. The accuracy of the model on the test set represents transfer learning in the sense that the model was trained on a number of articles about topics other than the target word and had to use what it learned to classify texts about the target word. The accuracies were still quite high, as demonstrated in section 5. This shows that the model was learning patterns of language other than those specific words. This could mean that it learned similar words because of the word embeddings or it could mean that it learned completely different words to “pay attention” to, or both.

Figure 4.7: Words exclusively common to one category (Fake/Real)



4.2.3 Cleaning

Pre-processing data is a normal first step before training and evaluating the data using a neural network. Machine learning algorithms are only as good as the data you are feeding them. It is crucial that data is formatted properly and meaningful features are included in order to have sufficient consistency that will result in the best possible results. As seen in [18], for computer vision machine learning algorithms, pre-processing the data involves many steps including normalizing image inputs and dimensionality reduction. The goal of these is to take away some of the unimportant distinguishing features between different images. Features like the darkness or brightness are not beneficial in the task of labeling the image. Similarly, there are portions of text that are not beneficial in the task of labeling the text as real or fake.

The task of pre-processing data is often an iterative task rather than a linear one. This was the case in this project where we used a new and not yet standardized dataset. As we found certain unmeaningful features that the neural net was learning, we learned what more we needed to pre-process from the data.

Non-English Word Removal

Two observations that lead us to more pre-processing were the presence of run-on words and proper nouns in the most important trigrams for classification. An example of a run on word that we saw frequently was in the “most fake” trigram category was “NotMyPresident” that came from a trending “hashtag” on twitter. There were also decisive trigrams that were simply pronouns like “Donald J Trump.” Proper nouns could not possibly be helpful in a meaningful way to a machine learning algorithm trying to detect language patterns indicative of real or fake news. We want our algorithm to be agnostic to the subject material and make a decision based on the types of words used to describe whatever the subject is. Another algorithm may aim to fact check statements in news articles. In this situation, it would be important to maintain the proper nouns/subjects because changing the proper noun in the sentence “Donald J. Trump is our current president” to “Hillary Clinton is our current president” changes the classification of true fact to false fact. However, our purpose is not fact checking but rather language pattern checking, so removal of proper nouns should aid in pointing the machine learning algorithms in the right direction as far as finding meaningful features.

We removed “non-English” words by using PyEnchants version of the English dictionary. This also accounted for removal of digits, which should not be useful in this classification task, and websites. While links to websites may be useful in classifying the page rank of an article, it is not useful for the specific tool we were trying to create.

Source Pattern Removal

Another observation was that the two real news sources had some specific patterns that were easily learnable by the machine learning algorithms. This was more of an issue with the real news sources than the fake news sources because there were many more fake news sources than real news sources. More specifically, there were 244 fake news sources and only 128 neurons so the algorithm couldnt simply attune one neuron to each of the fake news sources patterns. There were only two

real news sources, however. Therefore, the algorithm was able to pick up easily on the presence or absence of these patterns and use that, without much help from other words or phrases, to classify the data.

There were a few separate steps in removing patterns from the real news sources. The New York Times articles of a particularly common section often started off with “Good morning. (or evening) Heres what you need to know:” This, along with other repeated sentences were always in italics. To account for the lack of consistency in the exact sentences that were repeated, we had to scrape the data again from the URLs and remove anything that was originally in italics. Another repeated pattern in the New York Times articles was parenthetical questions with links to sign up for emails, for example “Want to get California Today by email? Sign up.)“. Another pattern was in The Guardian, articles almost always ended with “Share on FacebookShare on TwitterShare via EmailShare on LinkedInShare on PinterestShare on Google+Share on WhatsAppShare on MessengerReuse this content” which is the result of links/buttons on the bottom of the webpage to share the article. When removing the non-English words, we were left with “on on on on on on this content” which was enough of a pattern to force the model to learn classification almost solely based on its presence or absence. Note that this was a particularly strong pattern because it was consistent throughout the Guardian articles from all sections of the Guardian. Also, the majority of articles in our real news set are from the Guardian.

4.2.4 Describing Neurons

Although the accuracy was high in the classification task even after extensive pre-processing of the data, we wanted a way to more qualitatively evaluate how and what the neural net was learning the classification. Understanding and visualizing the way a CNN encodes information is an ongoing question. It is an infinitely more challenging pattern when there are more than one convolutional layer, which is why we kept our neural net shallow. For CNNs with one convolutional layer, [19] shows a way to visualize any CNN single neuron as a filter in the first layer, in terms of the

image space. We were able to use a similar method to “visualize” the CNN neurons as filters in the first (and only) layer in terms of text space.

Instead of finding the location in each image of the window that caused each neuron to fire the most, we find the location in the pre-processed text of the trigram (or length 3 sequence of words) that caused each neuron to fire the most. As the authors of [19] were able to identify patterns of colors/lines in images that caused firing, we were able to identify textual patterns that caused firing. Textual patterns are more difficult to visualize than image space patterns. While similar but non-identical RGB pixel values look similar, two words that are mathematically “similar” in their embedding but non-identical do not look similar. They do, however, have similar meanings.

In order to get a general grasp of the meaning of words/trigrams that each neuron was firing most highly for, we followed similar steps to those described in the section of 4.2.1. However, instead of finding those neurons that had the highest/lowest *weight* \times *activation*, we looked at each neuron, and which trigram in each body text resulted in the pooled value for that neuron. Then, we accumulated all of the trigrams for each neuron and summarized them by counting the instances of each word in the trigram. Our algorithm reported the words with the highest counts, excluding stopwords as described by NLTK (i.e. words like “the”, “a”, “by”, “it”, which are not meaningful in this circumstance). We were able to observe some clear patterns detected by certain neurons, as demonstrated in Tables 5.3 and 5.4.

Chapter 5

Experimental Results

The accuracy of the model we believe is the most representative of how machine learning can handle fake news / real news classification task based simply on language patterns is 95.8 %. This model was trained and tested on a sample of the entire dataset, without any topic exclusion as described in section 4.2.2. This accuracy can be represented by the following confusion matrix that shows the counts of each category of predictions. The rest of the accuracies and confusion matrices can be found in Table 5.1 in the Appendix.

Table 5.1: Confusion matrix from our “best” model

	Predicted Fake	Predicted Real
Actual Fake	2965	98
Actual Real	134	2307

To better understand which types of Fake news were being properly classified and which more were difficult to classify, we used [20] to gather different “types” of Fake News. According to [20], fake news is separate form other categories such as clickbait, junkscience, rumor, hate, satire, etc. However, our dataset included sources that are listed as types other than straightforward “fake news.” The majority of the 244 sources were listed in /citeopensources mapping of sources to their corresponding categories. Figure 5.1 shows the different categories that were included in our fake news dataset and their corresponding rate of misclassification. We excluded one category from this chart that was not misclassified. Table 9.1 expands on this data.

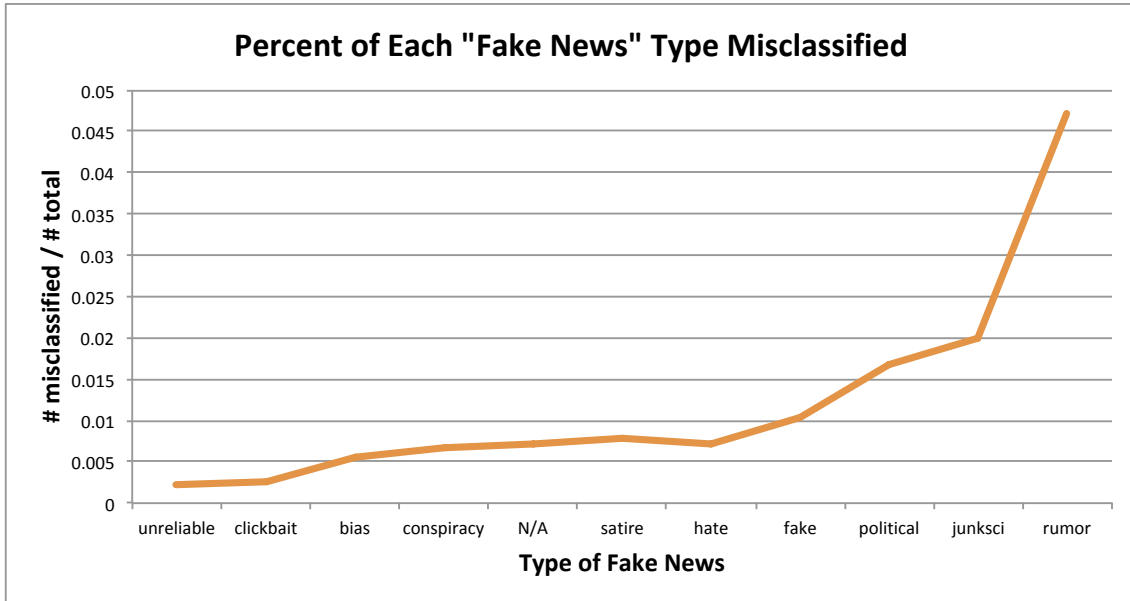


Figure 5.1: Fake News Types, and their misclassification rates.

We followed a similar procedure to identify which real news sections were most commonly misclassified as fake news. We obtained the section of news by taking it out of the URL. The sections are diverse and some may be overlapping as a result of this. Additionally, the section names for the New York Times and The Guardian are distinct, so we have created two different plots to show the rate of misclassification for each. We have excluded from these charts any sections that made up <1 % of the full set from that news source or had a <1 % rate of misclassification. See below Figures 5.2 and 5.3 as well as Tables 9.2 and 9.3.

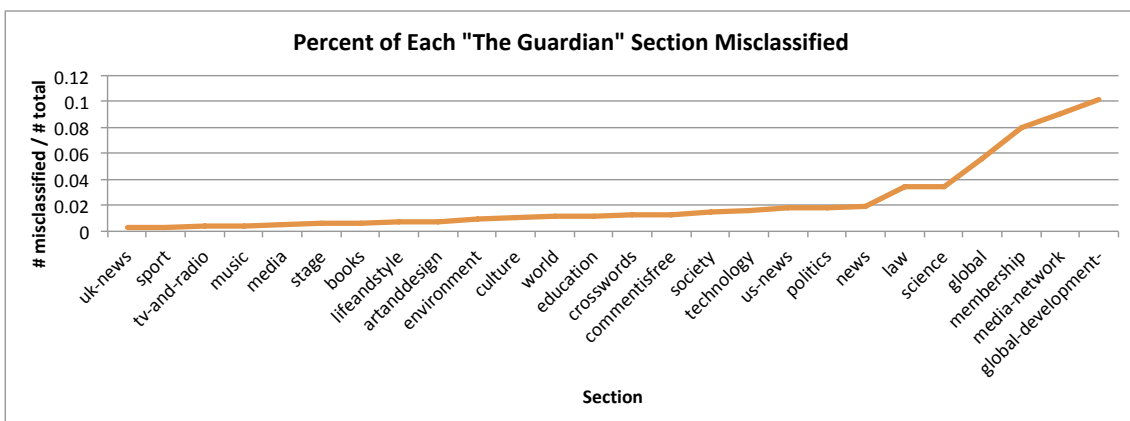


Figure 5.2: The Guardian sections, and their misclassification rates.

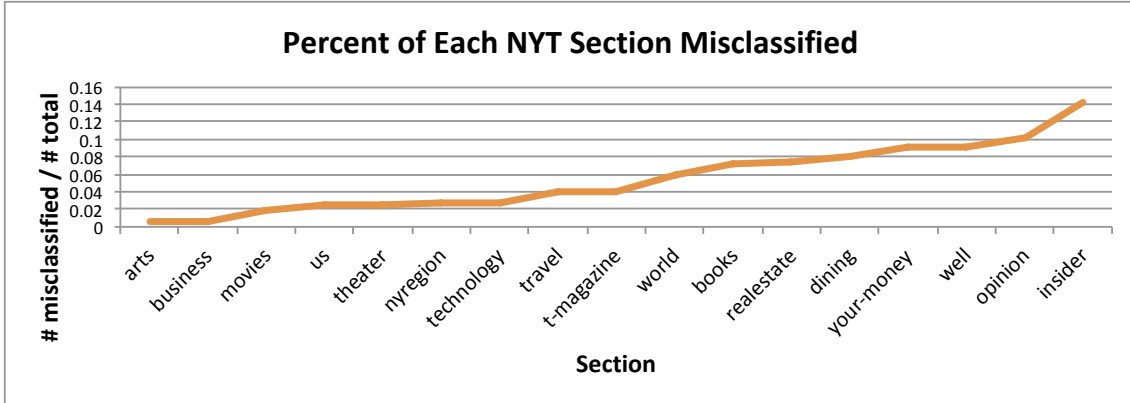


Figure 5.3: The New York Times sections, and their misclassification rates.

5.1 Tracking Important Trigrams

Throughout all of the different body texts, we captured the 10 trigrams whose weight * activation for each category was the most positive and most negative. For real news, the most positive weight * activation, we called “most real” and the most negative weight * activation, we called “least real”. We used the same terminology for for fake news (i.e. “most fake” and “least fake”). To summarize our findings, we combined the “most real” with the “least fake” trigrams and combined the “most fake” with the “least real” trigrams. Within these two groups, we collected the 1000 most common words from the trigrams captured by the model. Then we took out the words that were common to both categories, to get those that were uniquely found as “fake” or “real” indicators. In Table 9.4, we have separated these words by part of speech to more easily compare the types of words chosen as indicative of fake and real.

5.2 Topic Dependency

We took some words that were more common in real news, some that were more common in fake news, and some that were similarly common in both real and fake news. Table 5.2 shows the distribution of each word in the fake and real news datasets. Also, note that other forms of the word were included such as plurality.

Table 5.2: Target Word Distribution

	Real Dataset Count	Fake Dataset Count
“Trump”	1926	3664
“election”	5658	5120
“war”	2143	3211
“email”	777	2408

The accuracies in Figure 5.4 show how well a model performed on the test set including only articles that contained the given word, after being trained on a dataset that only included articles that did not contain the given word.

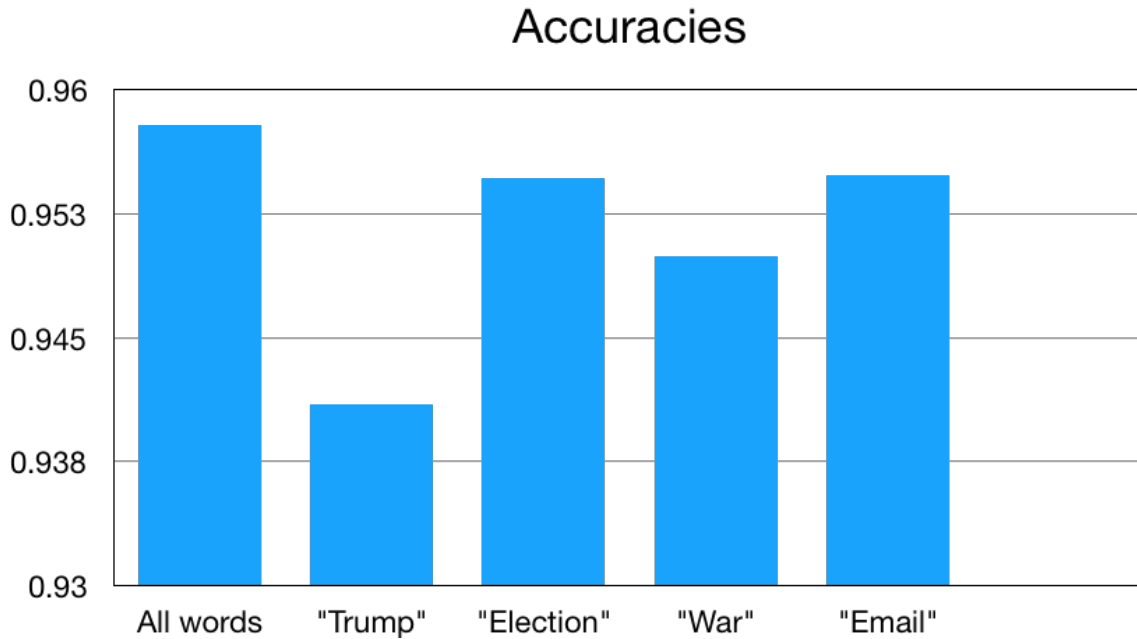


Figure 5.4: Accuracies of evaluation using articles with each topic word.

5.3 Cleaning

Although pre-processing our data to rid it of any distracting features was an iterative process, we have split it up into three major steps. These incremental steps each have corresponding models that were trained and tested on the data that was pre-processed at the level represented by the step name. All of the steps build on each other, such that the second step includes the first steps pre-processing and the third step includes the first two pre-processing methods. The first step is simple pre-processing (i.e. tokenization cleaning of data from citeyoonkim with the addition of our removal of source, author, title, and date from our own cleaning). The second

step is removing any non-English words, as described in Section 4.2.3. The final step was removing the end of guardian articles which all said the same “Share on x, y, z.”

Figure 5.5 shows how the distribution of weights changed as the text was cleaned more. We anticipated that as we removed the easy words which were like cheat codes for classifying the text, there would be more neurons that contributed to the decision of classification and this was confirmed by the standard deviations. The final output of a fully connected layer is computed by summing $w_i * a_i$ for each neuron over all neurons, i . Therefore, the higher the absolute value of $w_i * a_i$ of a particular neuron, the more importance it had in the final classification decision.

Figure 5.7 shows how the accuracies of the model changed with more cleaning. We describe how this relates to the standard deviations and vocab size, as seen in Figure 5.6, in Section 6.3

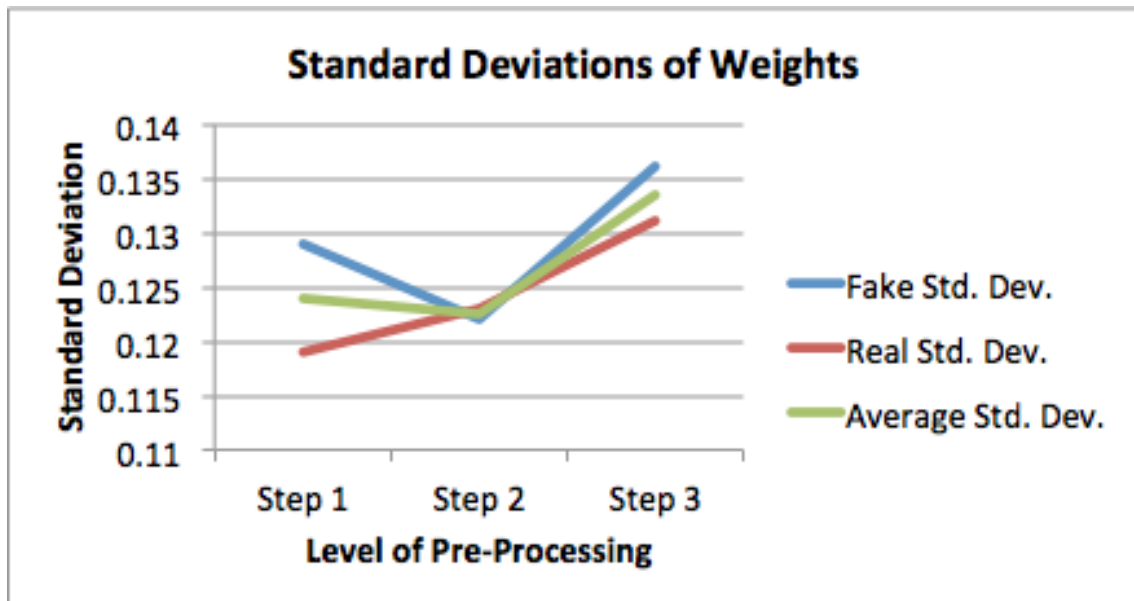


Figure 5.5: Standard deviation of neuron weights with Cleaning.

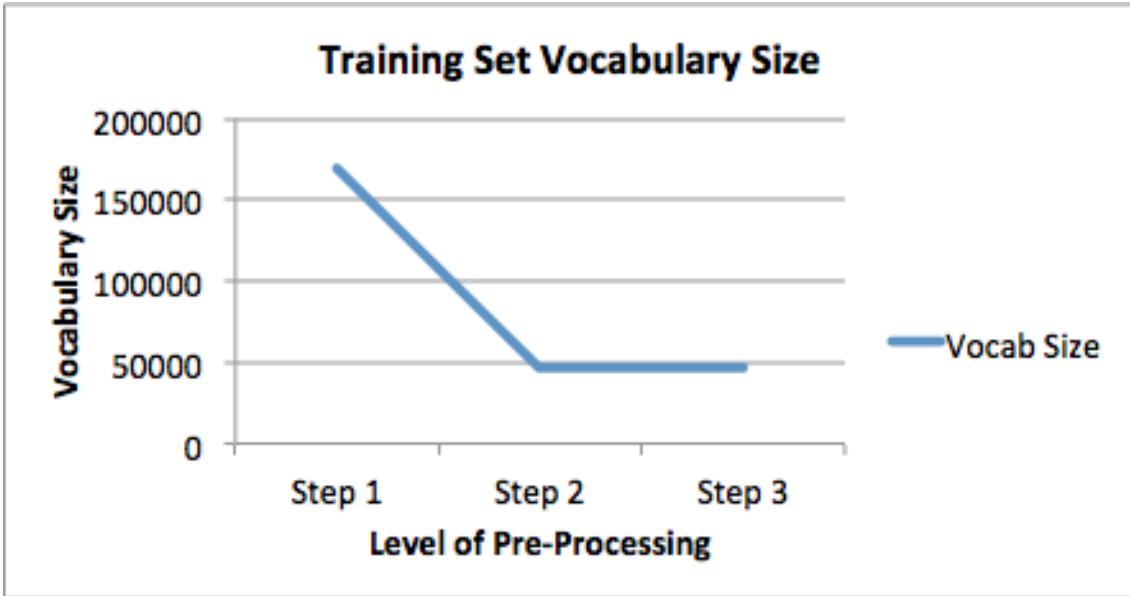


Figure 5.6: Vocab Size with Cleaning.

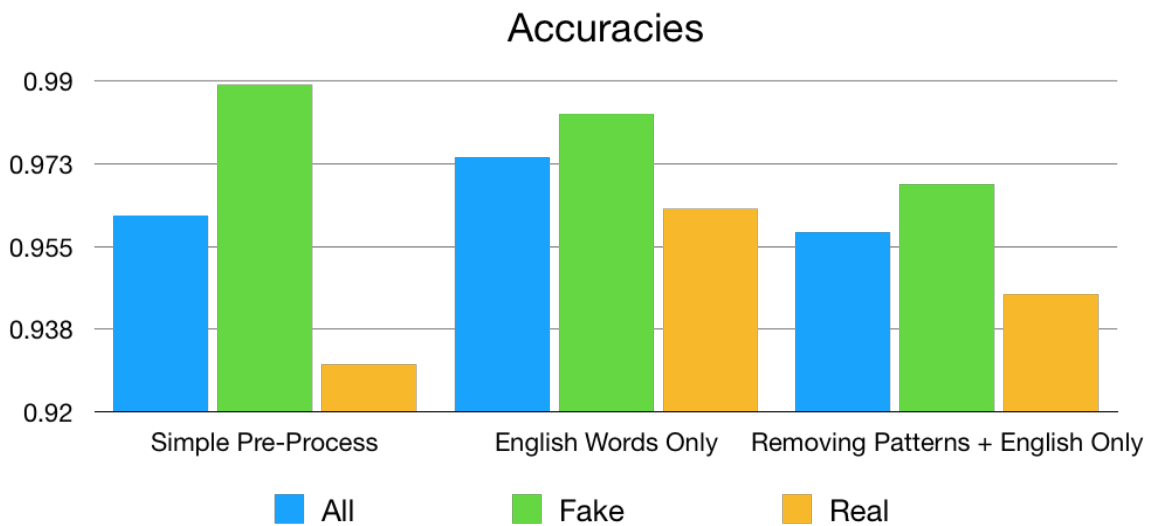


Figure 5.7: Accuracies with Cleaning.

5.4 Describing Neurons

We accumulated all of the trigrams that resulted in the pooled value for each of the different body texts. Then, we found the most frequent words in the trigram set for each neuron, subtracting nltk's stopwords from our set to remove articles like “the”, “a”, and other similarly common words. We claim that this set of words summarizes the pattern that a given neuron was detecting. Below are some examples of the most common words for a neuron with a “descriptor” word that indicates how

we think the words are related. We show this for the “all words” case (see Table 5.3 and also for the “election” case (see Table 5.4. The other words cases show similarly cohesive results.

Table 5.3: Neuron Descriptions and words most frequent in the trigrams that caused the highest activation - “All Words“

“seasonal”	New, short, home, live, thanksgiving, autumn, posted, ms, sharp, us
“sports”	New, biggest, coach, live, coal, says, league, home, v, posted
“transformation”	Feel, read, change, affected, climate, new, like, shape, said, scene
“Directions; england”	England, elections, ms, north, v, wales, read, east, mp, oxford
“Political - media”	Nations, presidential, video, democratic nominee, image, trumps, via, post, propaganda
“Entertainment; negotiations”	J, trump, deal, games, drama, league, trade, theme, tackle, premier
“corruption”	Peoples, corrupt, media, theres, evil, mainstream, thats, source, terrorists, cant
“References; citations”	Article, posted, twitter, related, translated, articles, originally, source, change, loading
“spokespeople”	read, said, twitter, live, election, spokesman, ms, phone, mp, spokeswoman
“evolving”	team, played, read, games, last, growth, said, live, year, transition,

Table 5.4: Neuron Descriptions and words most frequent in the trigrams that caused the highest activation - “Election“

“References”	moved, referring, readers, referred, convicted, may, understanding, flag, reference, author
“Democrat/politics”	democratic, democrats, nominee, presidential, party, campaign, peoples, candidate, democrat, media
“numbers”	four, five, prospect, turned, announcement, next, drawn, running, three, demonstrate
“Impeded”	twitter, made, four, denied, decisions, declined, way, years, struggled, past,
“Political issues”	gave, cost, risk, edge, new, says, climate, live, jobs, questions
“Measurement”	greater, wider, freedom, spokeswoman, genuine, range, start, first, autumn, new,
“challenge”	difficult, challenge, court, performance, sales, guardian, autumn, high, challenging, ban
“Taking over”	reported, emails, soviet, ten, august, observed, hacked, cant, seized
“Timespan”	year, last, twitter, next, friend, miles, friends, week, early, three
“Possibilities”	likely, willing, unlikely, less, keen, could, would, optimistic, try, war

Chapter 6

Discussion

6.1 Tracking Important Neurons

As seen in the results that compare the most important trigrams in classifying fake versus real news (see Table 9.4, there are some obvious differences in the types of words that the CNN model looks for. The words in our results are interesting for two reasons. The first reason is that they were among the most common 1000 words (including stop words) in the accumulated trigrams supporting a category. As such, they were repeatedly found to be important words in the classification decision. The second reason they are interesting is because their presence in the table means that they were exclusively found in the most common 1000 words for one category, and not the other. This should be very telling if they were so common in one category's important trigrams but hardly appeared in the other category's most important trigrams. Like the results, I will break down by part of speech the discussion of the differences between the words found to most strongly support a "Fake" classification vs a "Real" classification.

In the Noun category, it seems that there are some differences in topics. While we eliminated proper nouns for this reason, words like "museum", "music", "opera", and "novelist" are certainly instances of topics that would likely not solicit fake news. However, there are definitely some nouns that show stylistic differences in writing. It seems as though the real news trigrams include many professional sources such as "economist", "experts", "historian", "scientist" and "teacher". The real

news trigrams also contain more analytical words like “benefit”, “cost”, “figures”, “formula”, “survey”, “table.” Contrastively, the fake news nouns include many informal/exaggeration words such as “aliens”, “asylum”, “blacks”, “catastrophe”, “corruption”, “conspiracy”, “enemy”, “gods”, “greed”, “liar”, “traitors”. Generalization words like “anyone”, “anything”, “everybody”, “everything”, “somebody.” Offensive words like “bullshit”, “coward”, “cult”, “idiot”, “shit”, “thugs”.

In the Verb category, we observed very conclusive words such as causing, conclude, confirmed, promised, prove, and revealed. This observation insinuates to us that a pattern of fake news may be the tendency to jump to conclusions and make unsupported claims. To complement this observation, we found significantly less conclusive verbs in the real word trigrams such as affected, expected, qualified, suggested. This may highlight the fact that real news is intended to report the facts that are actually there and not draw causation from correlations while fake news will often make unbacked claims. In addition to conclusiveness, we found colloquialisms like “gotta” and “hate” in the important fake news trigrams.

The adjectives in real news, like the verbs, are not very “exciting.” Some examples include conservative, professional, and original. On the other hand, the adjectives that support a fake news classification are much more extreme and amusing. Some examples of extreme adjectives include “evil”, “false”, “fascist”, “illegitimate”, “incredible”, “sexual”, “unconstitutional”, and even better, “whopping”.

In the adverb category, we had similar findings that indicate that the model picked up on the exaggerated conclusiveness and generalizations in fake news and the honest, more soft conclusions found in real news. Examples of cautiously inconclusive adverbs in the important real news trigrams include “largely”, “often”, “partly”, “possibly”, “slightly”, “sometimes”. These words show a tendency for real news authors to not overstate. Likewise, we find highly conclusive adverbs in the important fake news trigrams, including “completely”, “entirely”, “grossly”, “obviously”, “never”, “precisely”, “totally”, and “truly”.

Even in the numbers category, the numbers presented in real news, “five” and “six” are much smaller than “millions” and “thousands” found in fake news,

representing a possible tendency to overstate in fake news.

6.2 Topic Dependency

The accuracy does decrease across the board when we separate training and testing datasets by the inclusion or exclusion of a popular “topic” word, as seen in Figure 5.4. However, the accuracies are still high enough to believe that although the original model may have relied somewhat on these topic words for classification, a model retrained without the topic is able to pick up new important trigrams to pay attention to. This supports the conclusion that the more we control our dataset, the more likely it is that the model will pick up on the types of stylistic language patterns that we had hoped to be able to detect with this machine learning tool.

Some of the variance in how much the topic words removal from the training set affected the accuracy may come from how many samples in each category, and overall, included that word. Because this number varied, the training/test split changed from trial to trial as did the vocabulary size of the training set that the model was able to learn embeddings for.

6.3 Cleaning

From step 1 to step 2, the overall accuracy went up, but the vocab size was cut by 75 %, as demonstrated by Figure 5.6. In general, decreasing the vocabulary size would restrict what the model can learn. In this case, however, it seems to direct the models attention to more important and meaningful words (i.e. words found in the English dictionary). While the overall accuracy increased, the accuracy of fake news detection decreased, as seen in Figure 5.7. This shows that the number of false positives increased, probably due to fake news articles that were easily detectable through their inclusion of non-real English words. However, the number of false negatives decreased very significantly, meaning that the model likely had to “look closer” at some real news articles instead of immediately classifying them as fake due to their inclusion of non-real English words.

From step 2 to step 3, the accuracy decreased for overall accuracy, real news accuracy and fake news accuracy. While many projects attempt to create the most accurate neural net possible, our goal was to create a dataset and model that would show the potential of machine learning to be useful in language pattern detection for the purpose of fake news classification. So, our goal was to create a more challenging circumstance for the neural net, an almost adversarial technique. By removing the pattern seen at the end of every article from The Guardian, we decreased the models accuracies but also increased the “helpfulness” of its trigrams. We would expect the number of trigrams that affect this classification to be high. As a human journalist wouldnt advise classifying an article based on one set of three words, but rather by taking a holistic view of the language in the article. With the removal of the pattern in the Guardian, we found an increase in the spread of neuron weights, as indicated by the standard deviations in Table 5.5.

6.4 Describing Neurons

These results, as demonstrated in Tables 5.3 and 5.4 show that in the final model, the neurons were looking for somewhat-distinct and cohesive patterns. In our original trials, there were many neurons that detected the “this content” pattern, and not many that seemed cohesive or sensible otherwise. After cleaning, it seems as though there are more diverse patterns being detected and the neural net is learning patterns of similar “types” of words that likely have similar embeddings and existence in news articles. It seems as though some of them have two patterns which may mean that we couldve used more filters to separate the distinct patterns. An increase in our dataset size would also help the cohesiveness because with such a small dataset size, it is likely that there are not enough articles that have common patterns.

Chapter 7

Application

Perhaps the most generalizable contribution of this project was a the creation of a visualization tool for classification of fake and real news. While it is interesting to see summary statistics about the model - like the prediction accuracy, parameters, and even what each of the individual neurons is describing, it is maybe more interesting to see how it makes the decision for a given body text. This can be done by tracing back the most important trigrams. However, this doesnt tell us if the removal of a certain trigram or word from the body text would change the classification label.

We created an application that can perform online, the tracking of the most important trigrams. It highlights the “most real,” “least real”, “most fake”, and “least fake” trigrams as defined in the “Tracking Important Trigrams” section. Through the use of this application, a user can test out a body text and see the probability that it is real, the probability that it is fake, and which trigrams were most prominently used to make that decision. Likewise, a user can see the resulting probability increase or decrease in a classification, or more extremely, the change in classification, when they edit a body text. This gives a better demonstration on how holistic of a view the model has on the article. For example, if it requires removing many trigrams to change the classification, the model has a holistic view. If it requires removing only one trigram to change the classification, than the model is probably looking for something too specific. See Figures 9.1, 9.2, 9.3 and 9.4.

Chapter 8

Conclusion

8.1 Contributions

The main contribution of this project is support for the idea that machine learning could be useful in a novel way for the task of classifying fake news. Our findings show that after much pre-processing of relatively small dataset, a simple CNN is able to pick up on a diverse set of potentially subtle language patterns that a human may (or may not) be able to detect. Many of these language patterns are intuitively useful in a humans manner of classifying fake news. Some such intuitive patterns that our model has found to indicate fake news include generalizations, colloquialisms and exaggerations. Likewise, our model looks for indefinite or inconclusive words, referential words, and evidence words as patterns that characterize real news. Even if a human could detect these patterns, they are not able to store as much information as a CNN model, and therefore, may not understand the complex relationships between the detection of these patterns and the decision for classification. Furthermore, the model seems to be relatively unphased by the exclusion of certain “giveaway” topic words in the training set, as it is able to pick up on trigrams that are less specific to a given topic, if need be. As such, this seems to be a really good start on a tool that would be useful to augment humans ability to detect Fake News.

Other contributions of this project is include the creation of a dataset for the task and the creation of an application that aids in the visualization and understand-

ing of the neural nets classification of a given body text. This application could be a tool for humans trying to classify fake news, to get indications of which words might cue them into the correct classification. It could also be useful in researchers trying to develop improved models through the use of improved and enlarged datasets, different parameters, etc. The application also provides a way to see manually how changes in the body text affect the classification.

8.2 Future Work

Through the work done in this project, we have shown that machine learning certainly does have the capacity to pick up on sometimes subtle language patterns that may be difficult for humans to pick up on. The next steps involved in this project come in three different aspects. The first of aspect that could be improved in this project is augmenting and increasing the size of the dataset. We feel that more data would be beneficial in ridding the model of any bias based on specific patterns in the source. There is also question as to weather or not the size of our dataset is sufficient.

The second aspect in which this project could be expanded is by comparing it to humans performing the same task. Comparing the accuracies would be beneficial in deciding whether or not the dataset is representative of how difficult the task of separating fake from real news is. If humans are more accurate than the model, it may mean that we need to choose more deceptive fake news examples. Because we acknowledge that this is only one tool in a toolbox that would really be required for an end-to-end system for classifying fake news, we expect that its accuracy will never reach perfect. However, it may be beneficial as a stand-alone application if its accuracy is already higher than human accuracy at the same task. In addition to comparing the accuracy to human accuracy, it would also be interesting to compare the phrases/trigrams that a human would point out if asked what they based their classification decision on. Then, we could quantify how similar these patterns are to those that humans find indicative of fake and real news.

Finally, as we have mentioned throughout, this application is only one that

would be necessary in a larger toolbox that could function as a highly accurate fake-news classifier. Other tools that would need to be built may include a fact detector and a stance detector. In order to combine all of these “routines,” there would need to be some type of model that combines all of the tools and learns how to weight each of them in its final decision.

Chapter 9

Appendix

Table 9.1: Misclassified Fake News Articles, By Type.

Type	Count (wrong)	Count (total)	% of all misclassified Fake News	% of all Fake News
bias	14	2474	0.14	0.2
conspiracy	15	2269	0.15	0.19
fake	5	479	0.05	0.04
clickbait	2	773	0.02	0.06
satire	9	1132	0.09	0.09
unreliable	2	894	0.02	0.07
hate	4	550	0.04	0.04
rumor	5	106	0.05	0.01
political	16	953	0.16	0.08
junksci	12	602	0.12	0.05
N/A	14	1929	0.14	0.16
reliable	0	92	0	0.01

Table 9.2: Misclassified The Guardian articles, by section. This excludes sections that made up <1% of the total count of The Guardian Articles *and* <1% of all misclassified The Guardian articles in our dataset.

Section	Count (wrong)	Count (total)	% of all misclassified guardian articles	% of all guardian articles
football	0	669	0	0.07
world	7	622	0.09	0.07
sport	2	677	0.03	0.07
us-news	11	625	0.15	0.07
commentisfree	9	682	0.12	0.07
business	0	479	0	0.05
music	2	461	0.03	0.05
politics	6	330	0.08	0.04
lifeandstyle	3	401	0.04	0.04
australia-news	0	376	0	0.04
uk-news	1	372	0.01	0.04
film	0	299	0	0.03
tv-and-radio	1	261	0.01	0.03
books	2	300	0.03	0.03
society	4	276	0.05	0.03
technology	4	246	0.05	0.03
money	0	141	0	0.02
media	1	196	0.01	0.02
stage	1	176	0.01	0.02
environment	2	220	0.03	0.02
artanddesign	1	132	0.01	0.01
sustainable-business	0	60	0	0.01
fashion	0	68	0	0.01
global-development-professionals-network	5	49	0.07	0.01
crosswords	1	79	0.01	0.01
science	4	115	0.05	0.01
education	1	85	0.01	0.01
travel	0	81	0	0.01
cities	0	59	0	0.01
news	1	51	0.01	0.01
global-development	0	69	0	0.01
culture	1	97	0.01	0.01
law	1	29	0.01	0
media-network	1	11	0.01	0

Table 9.3: Misclassified New York Times articles, by section. This excludes sections that made up <1% of the total count of New York Times Articles *and* <1% of all misclassified New York Times articles in our dataset.

Section	Count (wrong)	Count (total)	% of all misclassified NYT articles	% of all NYT articles
arts	1	174	0.02	0.09
opinion	19	186	0.32	0.09
business	1	152	0.02	0.08
us	4	161	0.07	0.08
world	10	170	0.17	0.08
sports	0	124	0	0.06
nyregion	3	113	0.05	0.06
video	0	103	0	0.05
interactive	0	96	0	0.05
fashion	0	71	0	0.04
movies	1	54	0.02	0.03
books	4	56	0.07	0.03
slideshow	0	51	0	0.03
theater	1	39	0.02	0.02
briefing	0	32	0	0.02
technology	1	37	0.02	0.02
learning	0	33	0	0.02
insider	2	14	0.03	0.01
dining	2	25	0.03	0.01
well	2	22	0.03	0.01
your-money	1	11	0.02	0.01
realestate	2	27	0.03	0.01
watching	0	12	0	0.01
travel	1	25	0.02	0.01
science	0	27	0	0.01
crosswords	0	13	0	0.01
upshot	0	17	0	0.01
t-magazine	1	25	0.02	0.01
magazine	0	24	0	0.01
blogs	0	24	0	0.01
cooking	0	28	0	0.01
todayspaper	3	9	0.05	0

Table 9.4: The following table shows the words that were most common in the aggregation of trigrams detected as indicators of Real and Fake News, excluding those that were common to both.

	Real	Fake
Noun*	backgrounds, ballet, ban, bank, bar, beauty, benefit, budgets, cabinet, carbon, careers, cost, crew, crisis, criticism, debate, delight,, disease,driver, drugs, economist, editorial, employment, experts, figures, formula, glimpse, historian, hopes, idea, improvements, interview, jobs, museum, music, network, nomination, novel, novelist, oliver, opera, opportunities, pictures, problems, professionals, professor, questions, readers, record, resettlement, reviews, ruling, school, science, scientists, shape, someone, spokesman, surgery, survey, table, teachers,uncertainty, users, versions, vineyard, wealth,	adventures, agenda, aliens, allies,anyone, anything, asylum, blacks, bullshit, catastrophe, causes, chemical, civilians, civilization, conspiracy, cops, corruption, coward, credit, creek, crimes, cult, culture, decades, deception, dictators, drone, drug, earth, enemies, enemy,everyone, everything, existence, face, facts, favor, fighters, folks, food, forces,frauds, freedom, friends, gods,greed, halls, idiot, image, leftist, liar, liberation, liberty, mankind, marijuana, narrative, oppression, radicals,regime, revolutions, shares, shit, somebody, surprise, terror, thugs, ticker, tomb, topics, traitors
Verb	'affect, affected, aged, agreed, argued, beats, became, born, broken, built, commissioned, convicted, cut, declined, delighted, describe, described, died, dominated, draw, drawn, drew, enable, ended, expected, fallen, feeds, felt, finding, finds, finish, follows, funding, gets, graduated, granted, guide, heard, jailed, landing, learned, leave, makes, married, match, negotiating, offer, opening, operates, paid, pay, picked, picks, play, played, preferred, presents, provide, pulled, pushes, qualified, qualifying, reduce, remained, remains, riding, run, scored, seems, set, smoked, sold, spent, spoke, starring, started, struck, struggling, suggested, torn, touring, went, working'	'adds, afford, armed, assigns, believes, breaking, buy, call, cannot, causing, chanting, classified, clears, concluded, confirmed, connect, continue, continued, created, destroy, developing, discharged, doing, donate, elect, elected, entitled, expressed, fighting, getting, gone, gotta, hacked, handle, happen, hate, inspiring, join, kill, lead, leaked, learn, liberated, located, logged, looks, mailing, might, posing, promised, prove, reads, realize, released, remember, reserved, revealed, reviewing, rigging, save, saved, saying, seen, send, shall, showed, stand, start, stay, surrounded, talk, talking, tell, tells, thank, translated, turn, understand, utilized, violates, watching, writing'
Adjective	'annual, artistic, best, cinematic, classic, comic, conservative, contemporary, difficult, digital, divisive, early, east, extra, extreme, fantastic, final, flexible, forthcoming, foul, grateful, late, lawlessness, little, local, low, metropolitan, modern, musical, open, original, poor, professional, quick, racial, retail, royal, rural, second, sharp, smart, spare, spectacular, stalwart, stylish, teenage, third, tough, uncertain, useful, viral voluntary, weekly, welsh, wider, younger'	'administrative, alien, anonymous, astronomical, civil, civilian, corporate, dangerous, deplorable, different, eastern, economic, electoral, electronic, environmental, evil, false, fascist, federal, foreign, full, geopolitical, greatest, hard, human, ignorant, illegitimate, incredible, indigenous, interesting, large, largest, least, liberal, main, medicinal, possible, previous, primary, prime, ready, safe, secret, sexual, single, special, toxic, traditional, treasonous, unconstitutional, western, whopping'
Adverb	'extremely, far, largely, later, often, once, particularly, partly, possibly, previously, rather, slightly, sometimes, straight, urgently'	'actually, apparently, approximately, completely, currently, entirely, grossly, herein, instead, militarily, nearly, never, obviously, perhaps, precisely, pretty, probably, reportedly, sexually, soon, together, totally, truly, yeah'
Num	'five, six'	'hundred, thousand, millions

Fake News Classifier & Analyzer

Copy and paste your news article body here (or type in your own).

Options:

Model:

- No Filter
- English Words Only
- Remove End Patterns

Highlight:

- One class (Fake or Real)
- Both classes (Fake and Real)

Figure 9.1: This shows the home page of the web application version of our Fake News Detector as described in Section 7.

at vast global gatherings like the climate which has just concluded in the seductive grandeur of the occasion frequently strips attention from the in faraway who climate change threatens the most but on at the during a panel discussion on how agriculture can support the sustainable development goal for zero f brought these forgotten people into the spotlight with an impassioned plea to achieve food security in a changing we need to focus on the are not only responsible for the bulk of food production in developing but ironically face some of the worst threats to their own food said as the president of the international fund for agricultural development an that invests in agriculture in rural environments around the work to highlight the importance of these farmers on the global agriculture scene won him the **inaugural food prize** in on the heels of the climate what does mean to has in the past boldly proclaimed that feed he ponders whether cop can deliver real and why farmers deserve our global attention at you called for a greater focus on producers why should the global community be compelled to do the poorest and hungriest in developing countries which areas are the most abundant rural areas what is their main agriculture we are looking at about million small farms catering for up to billion people on our planet if you want to achieve zero hunger you must these people are our clients they are also often neglected and forgotten what does want to achieve on the mission is to invest in rural people the reality is that of the food that is consumed in the developing world is produced by yet the paradox is that this is where you find hunger and poverty when you fight a war do you wait for the enemy to come to your or do you go to the the enemy in this and deepest in rural areas so how do we fix things with rural in order to help them manage risks raised the case for agriculture as a business why is it so important to see it this in the last five years we have been saying that irrespective of the scale or the is a business recently the word bank has even adopted the language that in the agricultural the largest private sector group are small they invest more into the agricultural landscape than governments and overseas development assistance very interesting the **role of farmers** in safeguarding land against the effects of climate as farmers are managers of agricultural their choices have widespread impacts on the integrity of ecosystems since often located in marginal or degraded involving them in adaptation solutions can make a crucial difference in restoring biological and in some cases bringing these areas under sustainable agricultural production many climate smart agricultural practices are taking root and these often build on traditional knowledge been enhanced by agricultural research **and innovation twitter president** you expect will bring about benefits for i believe a conference like the cop has a specific purpose it generates global awareness countries have signed onto the agreement so and the question everyone is asking now is about implementation i think the next and it has value but not so sure these large we end up with best really going to bring about change change begins from developing countries forget that fact as far as i am there is no developing country in existence that transformed itself from a developing to emerging country through development assistance if you look at developed countries and emerging they all went via the pathway of agriculture and rural transformation to get where they are a nation that is unable to feed its people cannot expect to leapfrog to the century so what is the value of development aid in this need government assistance to help us achieve this but you have to fit yourself into plan you just end up with countries pursuing a hundred different development but in the end not much is achieved if you want to move someone out of you want them to be able to sustain their own lives and not depend on aid what successes have you seen on the ground so best part of my job as president is to see projects that we support i met a woman in who sent all five children to university through her own vegetable farming another project in where we trained , livestock producers of the milk in the market comes from two million livestock breeders dairy industry has become a model parting saying at is that until we address the rural we cannot achieve zero hunger by this is why so important for the world environment on on via on on on **on on this content**

Probability Fake: 0.0
Probability Real: 100.0

KEY:
most real
least real
most fake
least fake

Figure 9.2: This is the model from Cleaning Step 2, as described in Section 5.3, classifying an article from The Guardian. As you can see, the model is very confident that the article is real news because of the “this content” pattern at the end.

at vast global gatherings like the climate which has just concluded in the seductive grandeur of the occasion frequently strips attention from the in faraway who climate change threatens the most but on at the during a panel discussion on how agriculture can support the sustainable development goal for zero f brought these forgotten people into the spotlight with an impassioned plea to achieve food security in a changing we need to focus on the are not only responsible for the bulk of food production in developing but ironically face some of the worst threats to their own food said as the president of the international fund for agricultural development an that invests in agriculture in rural environments around the work to highlight the importance of these farmers on the global agriculture scene won him the inaugural food prize in on the heels of the climate what does mean to has in the past boldly proclaimed that feed he ponders whether **cop can deliver** real and why farmers deserve our global attention at you called for a greater focus on producers why should the global community be compelled to do the poorest and hungriest in developing countries which areas are the most abundant rural areas what is their main agriculture we are looking at about million small farms catering for up to billion people on our planet if you want to achieve zero hunger you must these people are our clients they are also often neglected and forgotten what does want to achieve on the mission is to invest in rural people the reality is that of the food that is consumed in the developing world is produced by yet the paradox is that this is where you find hunger and poverty when you fight a war do you wait for the enemy to come to your or do you go to the the enemy in this and deepest in rural areas so how do we fix things with rural in order to help them manage risks raised the case for agriculture as a business why is it so important to see it this in the last five years we have been saying that irrespective of the scale or the is a business recently the word bank has even adopted the language that in the agricultural the largest private sector group are small they invest more into the agricultural landscape than governments and overseas development assistance very interesting the **role of farmers** in safeguarding land against the effects of climate as farmers are managers of agricultural their choices have widespread impacts on the integrity of ecosystems **since often located** in marginal or degraded involving them in adaptation solutions can make a crucial difference in restoring biological and in some cases bringing these areas under sustainable agricultural production many climate smart agricultural practices are taking root and these often build on traditional knowledge been enhanced by agricultural research **and innovation twitter** president you expect will bring about benefits for i believe a conference like the **cop has a** specific purpose it generates global awareness countries have signed onto the agreement so and the question everyone is asking now is about implementation i think the next and it has value but not so sure these large we end up with best really going to bring about change change begins from developing countries forget that fact as far as i am there is no developing country in existence that transformed itself from a developing to emerging country through development assistance if you look at developed countries and emerging they all went via the pathway of agriculture and rural transformation to get where they are a nation that is unable to feed its people cannot expect to leapfrog to the century so what is the value of development aid in this need government assistance to help us achieve this but you have to fit yourself into plan you just end up with countries pursuing a hundred different development but in the end not much is achieved if you want to move someone out of you want them to be able to sustain their own lives and not depend on aid what successes have you seen on the ground so best part of my job as president is to see projects that we support i met a woman in who sent all five children to university through her own vegetable farming another project in where we trained , livestock producers of the milk in the market comes from two million livestock breeders dairy industry has become a model parting saying at is that until we address the rural we cannot achieve zero hunger by this is why so important for the **world environment**

Probability Fake: 98.66

Probability Real: 1.34

KEY:

most real

least real

most fake

least fake

Figure 9.3: This is the model from Cleaning Step 2, as described in Section 5.3, classifying the same article from The Guardian Figure 9.2 without the “this content” pattern. As you can see, the classification switches by the removal of this pattern. Now, the model is very confident that the article is fake news because of the lack of the “this content” pattern at the end.

at vast global gatherings like the climate which has just concluded in the seductive grandeur of the occasion frequently strips attention from the in faraway who climate change threatens the most but on at the during a panel discussion on how agriculture can support the sustainable development goal for zero f brought these forgotten people into the spotlight with an impassioned plea to achieve food security in a changing we need to focus on the are not only responsible for the bulk of food production in developing but ironically face some of the worst threats to their own food said as the president of the international fund for agricultural development an that invests in agriculture in rural environments around the work to highlight the importance of these farmers on the global **agriculture scene won him** the inaugural food prize in on the heels of the climate what does mean to has in the past boldly proclaimed that feed he ponders whether cop can deliver real and why farmers deserve our global attention at you called for a greater focus on producers why should the global community be compelled to do the poorest and hungriest in developing countries which areas are the most abundant rural areas what is their main agriculture we are looking at about million small farms catering for up to billion people on our planet if you want to achieve zero hunger you must these people are our clients they are also often neglected and forgotten what does want to achieve on the mission is to invest in rural people the reality is that of the food that is consumed in the developing world is produced by yet the paradox is that this is where you find hunger and poverty when you fight a war do you wait for the enemy to come to your or do you go to the the enemy in this and deepest in rural areas so how do we fix things with **rural in order** to help them manage risks raised the case for agriculture as a business why is it so important to see it this in the last five years we have been saying that irrespective of the scale or the is a business recently the word bank has even adopted the language that in the agricultural the largest private sector group are small they invest more into the agricultural landscape than governments and overseas development assistance very interesting the role of farmers in safeguarding land against the effects of climate as farmers are managers of agricultural their choices have widespread impacts on the integrity of ecosystems since often located in marginal or degraded involving them in adaptation solutions can make a crucial difference in restoring biological and in some cases bringing these areas under sustainable agricultural production many **climate smart agricultural** practices are **taking root and** these often build on traditional knowledge been enhanced by agricultural research **and innovation twitter president you** expect will bring about benefits for i believe a conference like the cop has a specific purpose it generates global awareness countries have signed onto the agreement so and the question everyone is asking now is about implementation i think the next and it has value but not so sure these large we end up with best really going to bring about change change begins from developing countries forget that fact as far as i am there is no developing country in existence that transformed itself from a developing to emerging country through development assistance if you look at developed countries and emerging they all went via the pathway of agriculture and rural transformation to get where they are a nation that is unable to feed its people cannot expect to leapfrog to the century so what is the value of development aid in this need government assistance to help us achieve this but you have to fit yourself into plan you just end up with countries pursuing a hundred different development but in the end not much is achieved if you want to move someone out of you want them to be able to sustain their own lives and not depend on aid what successes have you seen on the ground so best part of my job as president is to see projects that we support i met a woman in who sent all five children to university through her own vegetable farming another project in where we trained , livestock producers of the milk in the market comes from two million livestock breeders dairy industry has become a model parting saying at is that until we address the rural we cannot achieve zero hunger by this is why so important for the world environment on on via on on on on on this **content**

Probability Fake: 1.22
 Probability Real: 98.78

KEY:
most real
 least real
most fake
 least fake

Figure 9.4: This is the model from Cleaning Step 3, as described in 5.3 classifying the same article from The Guardian as Figure 9.3. As you can see, this model picks up on new trigrams that are indicative of real news and still classifies correctly, despite removal of the pattern which caused the Cleaning Step 2 model from Figure 9.4 to fail.

the daily by anomalous signals from deep space often evoke a quick pulse of **gossip and speculation** about aliens that dies off soon when scientists are able to explain it the explanation involves a natural cosmic process an space or frequencies from an exploded star the signals are too mysterious why you may have seen a sustained social media **buzz regarding aliens** this **past week** a few days two scientists from university in released a paper arguing they may have just received our first communication from extraterrestrials a bit of context this has been an exciting decade for those of us who stargaze in wondering how many sentient beings live in this incomprehensibly enormous universe of ours the search for accelerated aided by the which has identified over , planets outside of our solar system while scientists have long known that our milky way galaxy alone probably contains several hundred billion planets the ability to study them had eluded us until fairly recently ability will be exponentially augmented when the telescope allows us to **analyze atmospheres and** search for traces of industrial the discovery of some of which are conceivably close enough to visit in a few decades has tantalizing ramifications for our near future human race earlier this scientists announced the incredible observation of a series of inexplicable brightness frequencies from the star which led many to speculate the signals could have been originating from a sphere a theoretical by which an advanced alien race type civilization could harness the power of its sun the newest discovery from this star has made it even more unlikely that the signals are from natural causes the newest strange signals hail from a gaggle of some stars identified by the digital sky which analyzed the spectra of million stars and e the two astronomers who discovered the discussed them in their paper which was originally titled signals probably from extraterrestrial intelligence we find that the detected signals have exactly **the shape of** an signal predicted in the previous publication and are therefore in agreement with this they wrote the fact that they are only found in a very small fraction of stars within a **narrow spectral range** centered near the spectral type of the sun is also in agreement with the hypothesis of it is far from certain that these are actual alien messages in an interview with none other than claimed he never actually used the word probably and that further confirmation was needed the director of the for extraterrestrial institute issued **an admonishing you cant make** such definitive statements about detections unless exhausted every possible means of so why is everyone so the discovery appears to match a prediction made in when he claimed aliens could very well use intermittent bursts of laser as a means of communication for his plans to use his breakthrough listen initiative to more closely assess several stars from the sample graduate will continue observing the mysterious signals its an exciting decade for space research with plans for a mission to mars in the as well as an exploratory probe that will be sent to the moon we may be witnessing the rebirth of the space race what better incentive could there be to venture further into space than the call of **an alien lets** hope that by the time we meet our own species will have transcended its addiction to war and unsustainable resource allocation we encourage you **to share and** republish our breaking news and videos click for details contributed by the of the anti in our name does not mean we are against the we are simply against the current mainstream paradigm the current influenced by the industrial is a authoritarian system of opposite of what aims to be at we want to offer a new approach for real and diverse reporting we seek to establish a space where the people are the journalists and **a venue where** independent journalism moves forward on a larger and more truthful **scale**

Probability Fake: 100.0
Probability Real: 0.0

KEY:
most real
least real
most fake
least fake

Figure 9.5: This demonstrates an interesting correctly classified Fake News Articles. For real news trigrams, the model picks up a time reference, “past week“, and mathematical/technical phrases such as “analyze atmospheres“, “the shape of” and “narrow spectral range“. However, these trigrams’ weights are obviously much smaller than the weights of the fake news trigrams about “aliens.“

and skills through structured tutoring and coaching cook et find that cognitive therapy and tutoring generate large **improvements in maths scores and** high school graduation rates for troubled youth in while **et show that** and group activities lead to large increases in high school graduation and college among youth in a public housing project at the college scrivener and find that the accelerated study in associates program a bundle of and student success workshops in community colleges nearly doubled graduation rates and and baker show that telephone coaching by inside track **professionals boosts college** retention by across several institutions while support can have large effects on student it is often costly to implement and difficult to scale up to the student population at large noting this we set out to build on recent advances in and investigating whether technology and text and email messaging can be used to generate comparable benefits to coaching interventions but at lower costs among university students and several recent studies in find that appropriately timed interventions can have lasting effects on student outcomes and **relatively large improvements** on academic performance have been documented from interventions that help students define their goals or purpose for learning **et et teach** the growth mindset idea that intelligence is malleable et and help students keep negative events in perspective by their values and in contrast to these other studies in education and economics attempt to maintain contact with students or their parents at a low cost by using technology to provide consistent reminders aimed at improving outcomes providing and phone call **updates to parents** about their students progress in school has been shown to boost both parental engagement and student performance and kraft and rogers mayer et while direct communication with college and university students has been used in attempts to increase financial aid renewal and page and improve academic outcomes and can alternatives to coaching be we examine whether benefits comparable to those obtained from coaching can be achieved at lower cost by either of two specific interventions and we examine a intervention designed to affirm students goals and purpose for attending and a text and **email messaging campaign** that provides weekly reminders of academic advice and motivation to students we work with a sample of more than undergraduate students who are enrolled in introductory economics courses at a large representative college in **randomly assigning students** to one of three treatment groups or a control group the treatment groups consist a exercise completed during the first two weeks of class in the the intervention plus text and **email messaging throughout** the full academic and the intervention plus coaching in which students are assigned to undergraduate students who act as coaches students in the control group are given a personality test measuring the big five personality traits figure our main results on course grades we find large positive effects from the coaching **amounting to approximately** a increase in average course we also find that coached students experience a increase in in we find no effects on academic outcomes from either the exercise or the text messaging even after investigating potentially heterogeneous treatment effects across several student including incoming high school and whether students live on residence figure main effects of interventions our results suggest that the benefits of personal coaching are not easily replicated by interventions using technology many successful coaching involve regular interaction facilitated either by mandatory meetings between coaches and students or proactive coaches regularly initiating contact and and baker cook **et et our** coaches initiated contact and built trust with students over in person and through text messaging through a series of the coaches could understand the problems students were facing and provide clear ending most conversations with students being able to take at least one specific action to help solve their current problems our text messaging campaign offered weekly academic resource and but did not initiate communication with individual students about specific issues help with writing or an upcoming the team often invited students to reply to messages and share their concerns but was unable to do this with the same efficacy as a nor were we able to establish the same rapport with students our inability to reach out to all students **and softly guide the conversation**

Probability Fake: 0.62
Probability Real: 99.38

KEY:

most real
least real
most fake
least fake

Figure 9.6: This demonstrates an interesting correctly classified Fake News Articles. For real news trigrams, the model picks up more mathematical/technical phrases such as “improvements in math scores”, “professionals” and “relatively large improvements“. The fake news trigrams seem to frequently involve “email messaging” and the abbreviate “et”. There does not seem to be anything obviously fake in this article, so its misclassification seems reasonable.

Bibliography

- [1] M. Risdal. (2016, Nov) Getting real about fake news. [Online]. Available: <https://www.kaggle.com/mrisdal/fake-news>
- [2] J. Soll, T. Rosenstiel, A. D. Miller, R. Sokolsky, and J. Shafer. (2016, Dec) The long and brutal history of fake news. [Online]. Available: <https://www.politico.com/magazine/story/2016/12/fake-news-history-long-violent-214535>
- [3] C. Wardle. (2017, May) Fake news. it's complicated. [Online]. Available: <https://firstdraftnews.com/fake-news-complicated/>
- [4] T. Ahmad, H. Akhtar, A. Chopra, and M. Waris Akhtar, "Satire detection from web documents using machine learning methods," pp. 102–105, 09 2014.
- [5] C. Kang and A. Goldman. (2016, Dec) In washington pizzeria attack, fake news brought real guns. [Online]. Available: <https://www.nytimes.com/2016/12/05/business/media/comet-ping-pong-pizza-shooting-fake-news-consequences.html>
- [6] C. Domonoske. (2016, Nov) Students have 'dismaying' inability to tell fake news from real, study finds. [Online]. Available: <https://www.npr.org/sections/thetwo-way/2016/11/23/503129818/study-finds-students-have-dismaying-inability-to-tell-fake-news-from-real>
- [7] M. T. Banday and T. R. Jan, "Effectiveness and limitations of statistical spam filters," *arXiv preprint arXiv:0910.2540*, 2009.
- [8] S. Sedhai and A. Sun, "Semi-supervised spam detection in twitter stream," *arXiv preprint arXiv:1702.01032*, 2017.
- [9] A. Bhowmick and S. M. Hazarika, "Machine learning for e-mail spam filtering: Review, techniques and trends," *arXiv preprint arXiv:1606.01042*, 2016.
- [10] Fake news challenge stage 1 (fnc-i): Stance detection. [Online]. Available: <http://www.fakenewschallenge.org/>
- [11] W. Y. Wang, "'liar, liar pants on fire': A new benchmark dataset for fake news detection," *arXiv preprint arXiv:1705.00648*, 2017.
- [12] Y. Genes, "Detecting fake news with nlp," May 2017. [Online]. Available: <https://medium.com/@Genyunus/detecting-fake-news-with-nlp-c893ec31dee8>
- [13] S. Agency. (2016, Dec) Bs detector. [Online]. Available: <https://github.com/selfagency/bs-detector>

- [14] W. Yin, K. Kann, M. Yu, and H. Schutze, “Comparative study of CNN and RNN for natural language processing,” *CoRR*, vol. abs/1702.01923, 2017. [Online]. Available: <http://arxiv.org/abs/1702.01923>
- [15] D. Britz. (2016, Feb) Implementing a cnn for text classification in tensorflow. [Online]. Available: <http://www.wildml.com/2015/12/implementing-a-cnn-for-text-classification-in-tensorflow/>
- [16] E. Kiely and L. Robertson. (2016, Dec) How to spot fake news. [Online]. Available: <https://www.factcheck.org/2016/11/how-to-spot-fake-news/>
- [17] A. Karpathy, “convolutional neural networks for visual recognition.” [Online]. Available: <http://cs231n.github.io/understanding-cnn/>
- [18] N. B, “Image data pre-processing for neural networks becoming human: Artificial intelligence magazine,” Sep 2017. [Online]. Available: <https://becominghuman.ai/image-data-pre-processing-for-neural-networks-498289068258>
- [19] I. Rafegas and M. Vanrell, “Understanding learned cnn features through filter decoding with substitution,” *arXiv preprint arXiv:1511.05084*, 2015.
- [20] OpenSources. [Online]. Available: <http://www.opensources.co/>