

MIT Open Access Articles

Measurement of Jet Substructure Observables in $t\bar{t}$ Events from Proton-Proton Collisions at $\sqrt{s} = 13$ TeV

The MIT Faculty has made this article openly available. *Please share* how this access benefits you. Your story matters.

Citation: Sirunyan, A. M. et al. "Measurement of Jet Substructure Observables in $t\bar{t}$ Events from Proton-Proton Collisions at $\sqrt{s} = 13$ TeV." Physical Review D 98, 9 (November 2018): 092014 © 2018 CERN, for the CMS Collaboration

As Published: <https://journals.aps.org/prd/abstract/10.1103/PhysRevD.98.092014>

Publisher: American Institute of Physics (AIP)

Persistent URL: <http://hdl.handle.net/1721.1/120135>


Version: Final published version: final published article, as it appeared in a journal, conference proceedings, or other formally published context

Terms of use: Creative Commons Attribution 4.0 International License



Measurement of jet substructure observables in $t\bar{t}$ events from proton-proton collisions at $\sqrt{s} = 13$ TeV

A. M. Sirunyan *et al.**
(CMS Collaboration)

 (Received 22 August 2018; published 29 November 2018)

A measurement of jet substructure observables is presented using $t\bar{t}$ events in the lepton + jets channel from proton-proton collisions at $\sqrt{s} = 13$ TeV recorded by the CMS experiment at the LHC, corresponding to an integrated luminosity of 35.9 fb^{-1} . Multiple jet substructure observables are measured for jets identified as bottom, light-quark, and gluon jets, as well as for inclusive jets (no flavor information). The results are unfolded to the particle level and compared to next-to-leading-order predictions from POWHEG interfaced with the parton shower generators PYTHIA 8 and HERWIG 7, as well as from SHERPA 2 and DIRE 2. A value of the strong coupling at the Z boson mass, $\alpha_s(m_Z) = 0.115_{-0.013}^{+0.015}$, is extracted from the substructure data at leading-order plus leading-log accuracy.

DOI: [10.1103/PhysRevD.98.092014](https://doi.org/10.1103/PhysRevD.98.092014)

I. INTRODUCTION

The confinement property of quantum chromodynamics (QCD) renders isolated quarks and gluons unobservable. Instead, strongly interacting partons produced in high-energy hadron-hadron collisions initiate a cascade of lower-energy quarks and gluons that eventually hadronize into a jet composed of colorless hadrons. Monte Carlo (MC) event generators [1] describe reasonably well both the perturbative cascade, dominated by soft gluon emissions and collinear parton splittings, as well as the final hadronization (via nonperturbative string or cluster models at the end of the parton shower below some cutoff scale of the order of 1 GeV). The details of the perturbative radiation phase have been studied at previous colliders (Tevatron [2–4], HERA [5–7]), and the various parameters of the parton fragmentation models have been tuned to match jet data from e^+e^- collisions, collected mostly at LEP [8–13] and SLC [14,15].

Precise measurements of jet properties at the LHC allow improvements in the experimental techniques and theoretical predictions for heavy-quark/light-quark/gluon discrimination, as well as in the identification of merged jets from Lorentz-boosted heavy particle decays [16,17]. They also give information about the limits and applicability of the current parton shower and fragmentation models in the gluon-dominated environment of proton-proton (pp)

collisions, rather than the quark-dominated one, as in the e^+e^- case [18]. In addition, jet substructure studies test QCD in the infrared- and/or collinear-safe limits where recent calculations [19] provide analytical predictions with increasingly accurate higher-order corrections, including, e.g., up to next-to-leading-order (NLO) terms [20], and beyond next-to-leading-logarithmic (NLL) resummations [21] for some observables.

Jet shapes and substructure have been measured in pp collisions at $\sqrt{s} = 7$ TeV by the ATLAS Collaboration in dijet events [22,23] and by the CMS Collaboration in dijet and $W/Z + \text{jet}$ events [24]. Furthermore, jet substructure was measured in dijet events at 8 TeV by CMS [25] and at 13 TeV by ATLAS [26] and CMS [27]. Measurements of jet shapes have also been carried out by ATLAS using events containing top quark-antiquark ($t\bar{t}$) pairs at 7 TeV [28], exploiting for the first time the possibility of comparing the properties of bottom- and light-quark jets from the top-quark decays. The mass distribution of boosted top-quark candidates was measured by CMS at 8 TeV [29].

The analysis presented here uses jet samples obtained from fully resolved $t\bar{t}$ lepton + jets events, where one of the W bosons decays to a charged lepton (electron or muon) and the corresponding neutrino, while the other W boson decays to quarks, yielding two separate jets. Various jet substructure observables are measured in order to characterize the jet evolution, such as generalized angularities, eccentricity, groomed momentum fraction, \mathcal{N} -subjettiness ratios, and energy correlation functions. For comparison with theory predictions, the measured distributions are corrected for detector effects, unfolding them to the particle level that is defined using stable particles with decay length larger than 10 mm.

*Full author list given at the end of the article.

Published by the American Physical Society under the terms of the [Creative Commons Attribution 4.0 International license](https://creativecommons.org/licenses/by/4.0/). Further distribution of this work must maintain attribution to the author(s) and the published article's title, journal citation, and DOI. Funded by SCOAP³.

The measurements are performed using data recorded at $\sqrt{s} = 13$ TeV by the CMS detector described in Sec. II. Section III contains details of the data and simulated samples. Events are reconstructed and selected using the algorithms described in Sec. IV. The unfolding to the particle level of the observables of interest and their associated systematic uncertainties are described in Sec. V. The jet substructure variables under investigation are defined and the results presented in Sec. VI. The $t\bar{t}$ lepton + jets topology allows for sorting the jets into samples enriched in bottom quarks, light quarks from the W boson decays, or gluons stemming from initial-state radiation (ISR), as discussed in Sec. VII. The correlation between jet substructure observables and their level of agreement to different MC predictions are studied in Sec. VIII. Finally, an extraction of the strong coupling from jet substructure observables is presented in Sec. IX.

II. THE CMS DETECTOR

The central feature of the CMS apparatus is a superconducting solenoid of 6 m internal diameter, providing a magnetic field of 3.8 T. Within the solenoid volume are a silicon pixel and strip tracker, a lead tungstate crystal electromagnetic calorimeter (ECAL), and a brass and scintillator hadron calorimeter (HCAL), each composed of a barrel and two end cap sections. Forward calorimeters extend the pseudorapidity (η) coverage provided by the barrel and end cap detectors. Muons are detected in gas-ionization chambers embedded in the steel flux-return yoke outside the solenoid. Events of interest are selected using a two-tiered trigger system [30]. The first level (L1), composed of custom hardware processors, uses information from the calorimeters and muon detectors to select events at a rate of around 100 kHz within a time interval of less than 4 μ s. The second level, known as the high-level trigger (HLT), consists of a farm of processors running a version of the full event reconstruction software optimized for fast processing and reduces the event rate to around 1 kHz before data storage.

A more detailed description of the CMS detector, together with a definition of the coordinate system used and the relevant kinematic variables, can be found in Ref. [31].

III. DATA AND SIMULATED SAMPLES

The measurements presented in this paper are based on pp collision data recorded by the CMS experiment during the 2016 run at $\sqrt{s} = 13$ TeV, corresponding to an integrated luminosity of 35.9 fb⁻¹. The average number of pp interactions per bunch crossing is $\langle\mu\rangle = 27$.

The $t\bar{t}$ signal process is simulated with the POWHEG v2 [32–35] matrix-element (ME) generator at NLO accuracy with a top-quark mass value $m_t = 172.5$ GeV. The $t\bar{t}$ samples are normalized to the cross section calculated at

next-to-next-to-leading order [36]. The $t\bar{t} + W$, $t\bar{t} + Z$, WZ , $W + \text{jets}$, and $ZZ \rightarrow 2\ell 2q$ (where ℓ denotes a lepton) background processes are generated at NLO using MADGRAPH 5_AMC@NLO v2.2.2 [37] with the FxFx merging scheme [38] for the jets from the ME generator and the parton shower. The Drell-Yan background is computed at leading order (LO) with the MLM merging prescription [39]. The WW , $ZZ \rightarrow 2\ell 2\nu$, and tW backgrounds are generated with POWHEG v2 [40,41], while single top-quark t -channel production is simulated using POWHEG v2 [42] complemented with MADSPIN [43,44]. QCD multijet background events are generated with PYTHIA v8.219 [45]. The NNPDF3.0 NLO [46] set of parton distribution functions (PDFs) and the strong coupling $\alpha_s(m_Z) = 0.118$ are used in the ME calculations.

The ME generators are interfaced with PYTHIA 8 for parton shower, hadronization, and underlying multiparton interactions (MPIs). PYTHIA 8 implements a dipole shower ordered in transverse momentum (p_T), with ME corrections [47] for the leading emissions in the top-quark and W boson decays. The hadronization of quarks and gluons into final hadrons is described by the Lund string model [48,49], with the Bowler-Lund fragmentation function for heavy quarks [50]. The CUETP8M2 tune, taking into account $t\bar{t}$ jet multiplicity data [51], is used for the $t\bar{t}$ signal and the single top-quark background, while the CUETP8M1 tune [52] is used for the remaining processes. Additional $t\bar{t}$ samples were generated with parameter variations to estimate systematic uncertainties (Sec. V), as well as with POWHEG interfaced with HERWIG++ v2.7.1 [53]. In HERWIG++, the parton shower follows angular-ordered radiation [54], and the hadronization is described by the cluster model [55].

The generated events are processed with the CMS detector simulation based on GEANT4 [56]. Additional pp interactions in the same bunch crossing (pileup) are taken into account by adding detector hits of simulated minimum-bias events before event reconstruction. The simulation is weighted to reproduce the pileup conditions observed in the data. The simulated events are also corrected for the difference in performance between data and simulation of the trigger paths as well as in lepton identification and isolation efficiencies with scale factors depending on p_T and η . The simulated tracking efficiency is corrected with scale factors that depend on the track η .

Additional predictions are generated without detector simulation for comparisons at the particle level. POWHEG v2 is interfaced with HERWIG v7.1.1 [57] using the angular-ordered shower. In addition, a prediction from SHERPA v2.2.4 [58] with MC@NLO [59] corrections is included. The parton shower in SHERPA 2 is based on the Catani-Seymour dipole factorization [60], and hadrons are formed by a modified cluster hadronization model [61]. The parton shower predictions from PYTHIA 8, HERWIG 7 and SHERPA 2 have leading-log (LL) accuracy, with the option to use

TABLE I. Overview of the theoretical accuracy and $\alpha_S^{\text{FSR}}(m_Z)$ settings of the generator setups used for predicting the jet substructure. The acronym “nLL” stands for approximate next-to-leading-log accuracy.

	POWHEG+PYTHIA 8			POWHEG+HERWIG 7	SHERPA 2	DIRE 2
	FSR-down	Nominal	FSR-up			
$t\bar{t}$ production	NLO	NLO	NLO	NLO	NLO	LO
t/W decay	NLO	NLO	NLO	NLO	LO	LO
Decay emission	LO	LO	LO	LO	LL	nLL
Shower accuracy	LL	LL	LL	LL	LL	nLL
$\alpha_S^{\text{FSR}}(m_Z)$	0.1224	0.1365	0.1543	0.1262	0.118	0.1201
Evolution	One-loop	One-loop	One-loop	Two-loop	Two-loop	Two-loop
Scheme	MS	MS	MS	MS	CMW	MS

Catani-Marchesini-Webber (CMW) rescaling of α_S to account for next-to-leading corrections to soft gluon emissions [62]. Events are also generated with DIRE v2.002 [63], a dipolelike parton shower ordered in (soft) p_T available as a plugin for PYTHIA 8. DIRE 2 includes two- and three-loop cusp effects for soft emissions and partial NLO collinear evolution [64,65], denoted nLL accuracy hereafter. The values of the QCD coupling in the final-state radiation (FSR) showers, $\alpha_S^{\text{FSR}}(m_Z)$, are summarized in Table I. They are obtained from tuning the generator to LEP data using its default settings, with the exception of SHERPA 2, where the $\alpha_S(m_Z)$ is chosen to be consistent between ME calculation and parton shower. The PYTHIA 8 and SHERPA 2 generators apply a model where the MPIs are interleaved with parton showering [66], while HERWIG 7 models the overlap between the colliding protons through a Fourier transform of the electromagnetic form factor, which plays the role of an effective inverse proton radius [67–70]. Depending on the amount of proton overlap, the contribution of generated MPIs varies in the simulation. The MPI parameters of all generators are tuned to measurements in pp collisions at the LHC [52].

IV. EVENT RECONSTRUCTION AND SELECTION

The particle-flow (PF) event algorithm [71] aims to reconstruct and identify each individual particle in an event with an optimized combination of information from the various elements of the CMS detector. The energy of photons is directly obtained from the ECAL measurement, corrected for zero-suppression effects. The energy of electrons is determined from a combination of the electron momentum at the primary interaction vertex as determined by the tracker, the energy of the corresponding ECAL cluster, and the energy sum of all bremsstrahlung photons spatially compatible with originating from the electron track. The energy of muons is obtained from the curvature of the corresponding track. The energy of charged hadrons is determined from a combination of their momentum measured in the tracker and the matching ECAL and HCAL energy deposits, corrected for zero-suppression effects

and for the response function of the calorimeters to hadronic showers. Finally, the energy of neutral hadrons is obtained from the corresponding corrected ECAL and HCAL energies.

For each event, hadronic jets are clustered from these reconstructed particles using the infrared- and collinear-safe anti- k_T algorithm [72] with a distance parameter $R = 0.4$, as implemented in FASTJET 3.1 [73]. The jet momentum is determined as the vectorial sum of all particle momenta in this jet and is found in the simulation to agree with the true jet momentum within 5%–10% over the whole p_T spectrum and detector acceptance. Jet energy corrections are derived from the simulation and are confirmed with *in situ* measurements of the energy balance in dijet, multijet, photon + jet, and leptonically decaying Z + jet events. The jet energy resolution amounts typically to 15% at 10 GeV, 8% at 100 GeV, and 4% at 1 TeV [74].

The event selection is based on the $t\bar{t}$ lepton + jets decay topology, where data samples are collected using electron or muon triggers with a p_T threshold of 32 or 24 GeV, respectively. In the offline selection, the relative isolation of electrons (muons) is defined as the scalar sum of PF candidates p_T within a cone of $\Delta R = \sqrt{(\Delta\eta)^2 + (\Delta\phi)^2} = 0.3(0.4)$ [where $\Delta\eta$ and $\Delta\phi$ are the separations in pseudorapidity and azimuth (in radians) of lepton and PF candidate, respectively] around the lepton direction, divided by the lepton p_T , and is required to be smaller than 0.06 (0.15). Leptons have to fulfill tight identification criteria, taking into account track properties and energy deposits, based on their expected signature in the detector. Exactly one isolated lepton (electron or muon) is required, having $p_T > 34(26)$ GeV and $|\eta| < 2.1(2.4)$ for electrons (muons) [75,76]. The event is not selected in the presence of a second loosely identified lepton with $p_T > 15$ GeV and $|\eta| < 2.4$, in order to suppress Drell-Yan and $t\bar{t}$ dilepton events. Furthermore, the events are required to contain at least four jets with $p_T > 30$ GeV and $|\eta| < 2.5$, of which at least two are required to be b tagged. The combined secondary vertex (CSVv2) b tagging algorithm is used at a working point, which has a mean efficiency of 63% for the correct identification of a bottom jet and a probability of

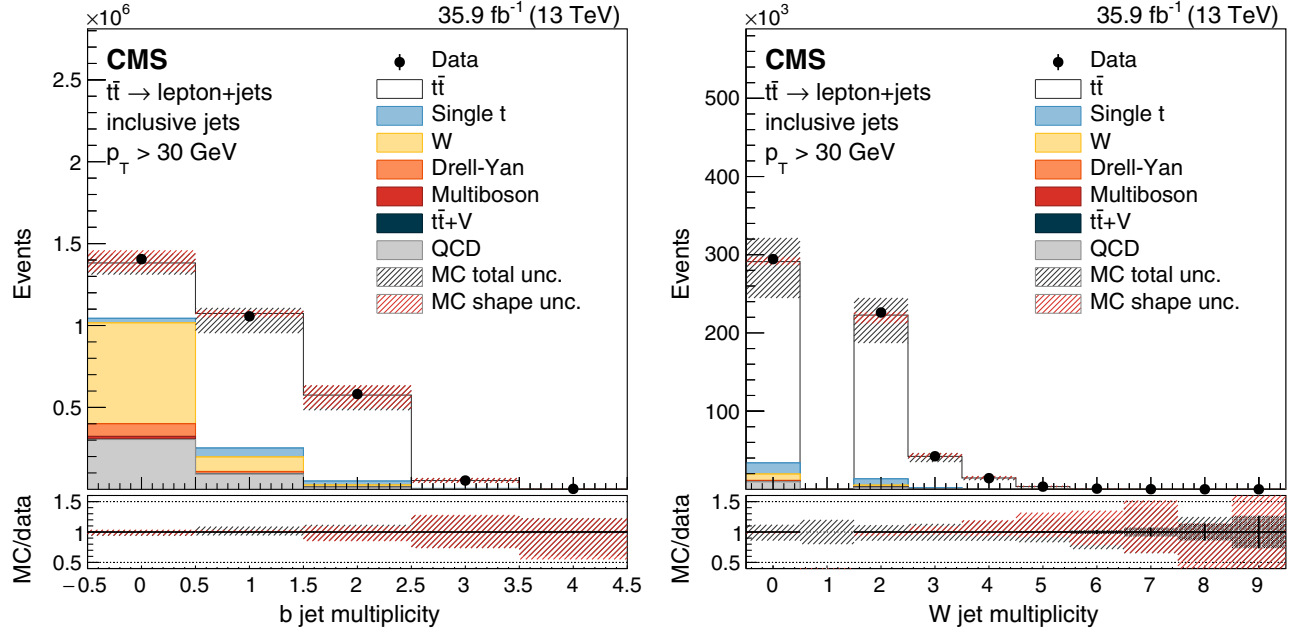


FIG. 1. Multiplicity of b -tagged jets in events with exactly one isolated lepton and four jets (left), and multiplicity of untagged jets yielding a W boson candidate with $|m_{jj} - 80.4 \text{ GeV}| < 15 \text{ GeV}$ after requiring two b -tagged jets (right). These reconstruction-level plots show the sum of the expected contributions from each process (stacked histograms) compared to the data points (upper panels) and the ratio of the MC prediction (POWHEG+PYTHIA 8) to the data (lower panels), where the black shaded band represents the statistical uncertainty on the data. The systematic uncertainties on the MC prediction are represented by hatched areas, taking into account either the total uncertainty or shape variations only.

0.9% for misidentifying light-flavor (uds or gluon) jets and 12% for charm jets in a $t\bar{t}$ sample [77,78]. Finally, at least two untagged jets are required to yield a W boson candidate with an invariant mass satisfying $|m_{jj} - 80.4 \text{ GeV}| < 15 \text{ GeV}$, and these jets are composing the light-quark-enriched jet sample. Events with no (one) W boson candidate contain no (two) light-quark-enriched jets. Events are allowed to contain more than one W boson candidate, leading to more than two jets associated to the light-quark-enriched sample. The number of events selected in data is 287239, with 285000 ± 38000 expected. The selected sample is composed of 93.8% $t\bar{t}$ events as estimated from simulation. The multiplicities of bottom-quark jets and untagged jets compatible with W boson candidates at the reconstructed level are presented in Fig. 1 and show good agreement between data and MC prediction.

At the particle level in simulated events, the unfolded jet observables are defined in a phase space region described hereafter. More details about the algorithms and relevant studies can be found in Ref. [79]. Leptons are required to be prompt (i.e., not from hadron decays), and the momenta of prompt photons located within a cone of radius $\Delta R = 0.1$ are added to the lepton momentum to account for FSR, referred to as “dressing.” Exactly one lepton with $p_T > 26 \text{ GeV}$ and $|\eta| < 2.4$ is required, while events containing additional dressed leptons fulfilling looser kinematic criteria ($p_T > 15 \text{ GeV}$, $|\eta| < 2.4$) are

rejected. Jets are clustered from stable particles excluding neutrinos and the dressed leptons with the anti- k_T algorithm using a distance parameter $R = 0.4$. At least four jets with $p_T > 30 \text{ GeV}$ and $|\eta| < 2.5$ are required. In order to identify the jet flavor at particle level, decayed heavy hadrons are included in the jet clustering after scaling their momenta by 10^{-20} (known as “ghost” tagging [80]). A jet is identified as a bottom jet when it contains at least one bottom hadron, and two b -tagged jets are required in the event. At least one pair of untagged jet candidates needs to fulfill the W boson mass constraint $|m_{jj} - 80.4 \text{ GeV}| < 15 \text{ GeV}$. The p_T distributions at the particle level are shown in Fig. 2 for different MC generators and different jet flavor samples (cf. Sec. VII for the flavor definitions).

V. UNFOLDING AND SYSTEMATIC UNCERTAINTIES

All jet substructure distributions described in the following sections are unfolded to the particle level. Unregularized unfolding as implemented in the TUNFOLD package [81] is used to correct the background-subtracted data distributions to the particle level by minimizing $\chi^2 = (y - K\lambda)^T V_{yy}^{-1} (y - K\lambda)$, where K is the particle-to-reconstructed phase space migration matrix, V_{yy} is an estimate of the covariance of the observations y , and λ is the particle-level expectation. The binning of the migration matrix takes into account the resolution of the

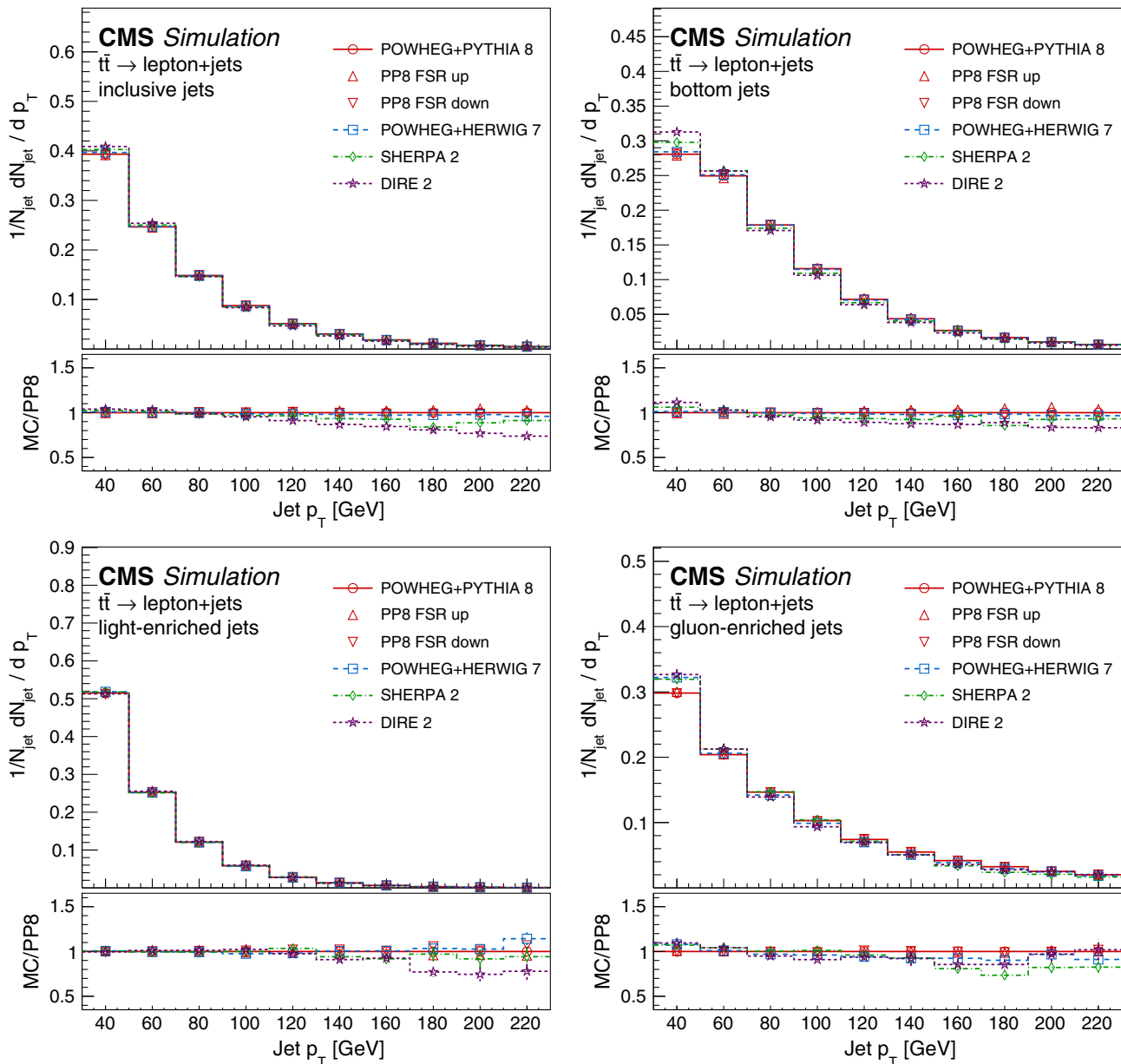


FIG. 2. Transverse momentum distribution at the particle level for inclusive jets (upper left), bottom-quark jets (upper right), light-quark-enriched jets (lower left), and gluon-enriched jets (lower right). The subpanels show the corresponding ratios of the different MC predictions over POWHEG+PYTHIA 8 (PP8).

observables. We define purity as the fraction of reconstructed events that are generated in the same bin and stability as the fraction of generated events that are reconstructed in the same bin, divided by the overall reconstruction efficiency per bin. Both quantities are $\geq 50\%$ in most bins. In each bin the fractional contribution of jets from $t\bar{t}$ events that pass selection criteria at detector but not at particle level is subtracted. The unfolded distributions are normalized to unity within the chosen axis range; i.e., the overflow is discarded. Pseudoexperiments are conducted by unfolding pseudodata distributions sampled from simulated $t\bar{t}$ events and confirm that the

unfolding does not introduce any bias and yields a correct estimate of the statistical uncertainties.

While the central result is unfolded using POWHEG+PYTHIA 8 with the nominal data-to-simulation correction factors, systematic uncertainties are assessed by using migration matrices obtained from alternative samples and systematic variations of the correction factors used in this analysis. The uncertainty in the number of pileup events is estimated by changing the total inelastic pp cross section by $\pm 5\%$ [82]. The data-to-simulation scale factors for lepton trigger and selection efficiencies are varied within their uncertainties. The energy scale of jets is varied within

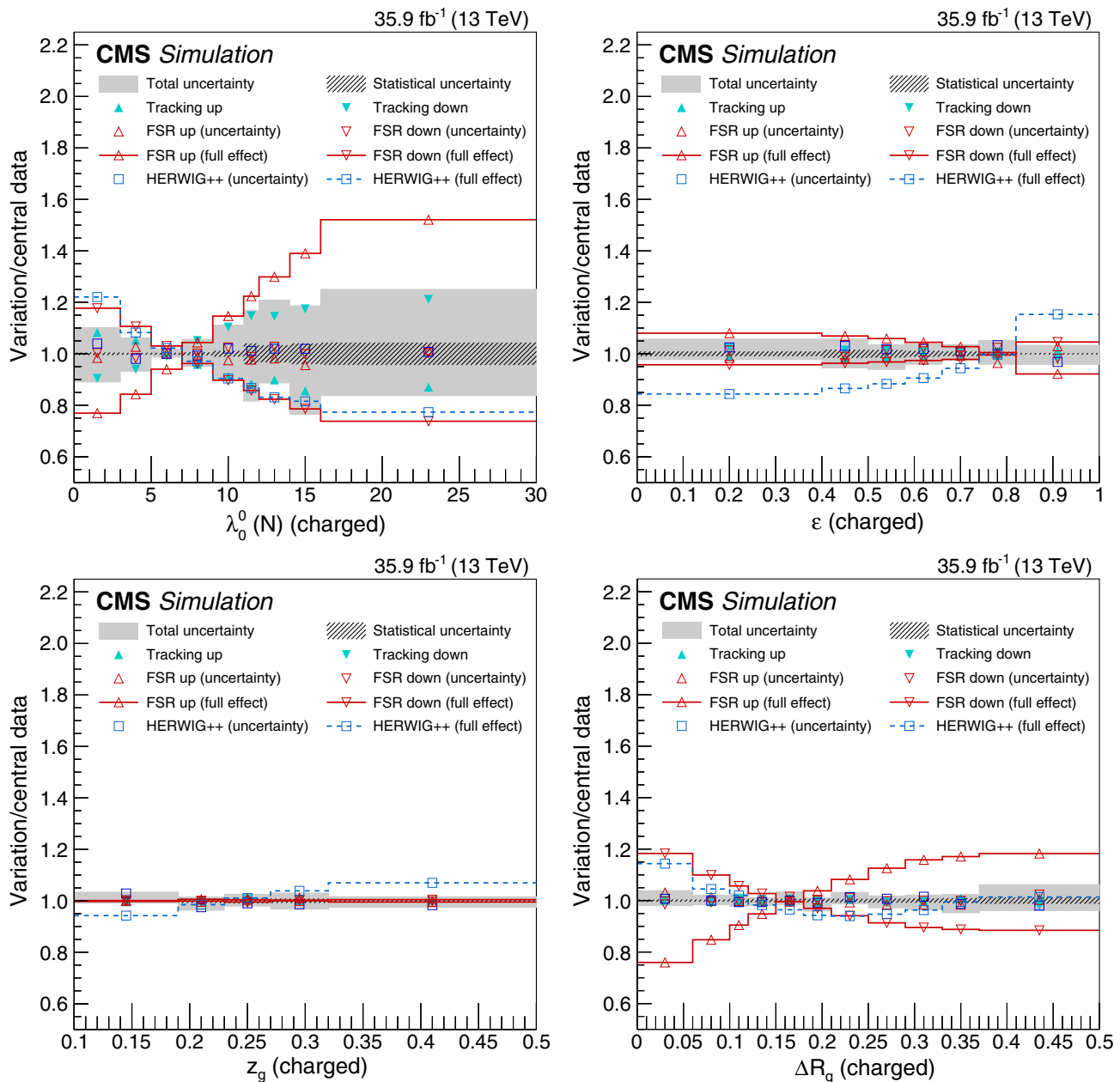


FIG. 3. Systematic uncertainties for the charged multiplicity λ_0^0 (N) (upper left), jet eccentricity ϵ (upper right), groomed momentum fraction z_g (lower left), and angle between the groomed subjects ΔR_g (lower right). The uncertainties from FSR and HERWIG (open markers) are compared to the full effect of these variations at the particle level (open markers with lines).

its uncertainty, as a function of the jet p_T , η , and flavor, as well as the jet resolution, depending on its η . The b tagging efficiency and misidentification probabilities are varied within their uncertainties. A data-to-simulation tracking efficiency scale factor is determined as a function of η for charged pions. An uncertainty of 3%–6% is assigned to the tracking scale factor, assumed to be correlated across run periods and detector regions, resulting in a global up or down variation. The cross sections of the most important backgrounds contributions are scaled within their uncertainties: 5% for single top-quark [83–86], 10% for $W + 1$

jet, and 33% for $W + 2$ jets [37,38] processes. We assume an uncertainty of 100% on the QCD multijet background predicted by the MC.

The uncertainties in the modeling of the $t\bar{t}$ lepton + jets signal are estimated using migration matrices derived from fully simulated samples with the following variations. The renormalization and factorization scales in the ME calculation are varied by factors of 0.5 and 2.0 using weights. CT14 (NLO) [87] and MMHT2014 (NLO) [88] are used as alternative PDF sets. The scales for ISR and FSR in the parton shower are varied independently by factors of

0.5 and 2.0 with respect to their default values. The h_{damp} parameter regulating the real emissions in POWHEG is varied from its central value of $1.58m_t$ using samples with h_{damp} set to $0.99m_t$ and $2.24m_t$, as obtained from tuning to $t\bar{t}$ data at $\sqrt{s} = 8$ TeV [51]. Additional samples are generated with the MPI tune varied within its uncertainties. For estimating the uncertainty due to color reconnection (CR), we consider the difference between including and excluding (default) the top-quark decay products in the default model which fuses the color flow of different systems to minimize the total color string length [66]. Two additional models are taken into account, including the top-quark decay products: a new model respecting QCD color rules [89] and the gluon move scheme [90] for minimizing the total string length. An additional sample is generated using POWHEG interfaced with HERWIG++ for testing an alternative model of parton shower, hadronization, MPI, and CR. The b fragmentation function is varied to cover e^+e^- data at the Z pole [10,15,91,92] with the Bowler-Lund [50] and the Peterson [93] parametrizations. Semileptonic branching fractions of b hadrons are varied within their measured values [94]. The top-quark mass is measured by CMS with an uncertainty of ± 0.49 GeV [95] and samples in this analysis are generated with ± 1 GeV in order to estimate its impact on the jet substructure measurements. The p_T distribution of the top quark was found to be in disagreement with NLO predictions by recent CMS measurements at $\sqrt{s} = 13$ TeV [96,97]. Therefore, the full data-to-simulation difference in the top-quark p_T distribution is taken as an uncertainty. The effects of the most important systematic uncertainties on selected observables (cf. Secs. VI and VIII) are shown in Fig. 3. The uncertainties from the FSR modeling are shown to be significantly smaller than the respective full effect of the variations at the particle level, demonstrating the stability of the unfolded measurement against the MC model used for constructing the migration matrices.

VI. JET SUBSTRUCTURE OBSERVABLES

Jets are selected for further analysis if they satisfy $p_T > 30$ GeV, $|\eta| < 2.0$, so that jets with $R = 0.4$ are completely contained within the tracker acceptance $|\eta| < 2.5$. Furthermore, jets are required to be separated in η - ϕ space by $\Delta R(jj) > 0.8$ to avoid overlap. The jet substructure observables are calculated from the jet constituents with $p_T > 1$ GeV, so as to avoid the rapid decrease (increase) in tracking efficiency (misidentification rate) below 1 GeV [98]. We present our results either with all (charged + neutral) particles or with only charged particles if the resolution on the variable reconstructed from both charged + neutral particles is poor. The whole set of jet results obtained from charged and charged + neutral particles is available in the HepData database [99,100]. Hereafter, a variety of jet substructure observables are

presented for the inclusive set of jets. Individual jet flavor-tagged results are shown in Sec. VII.

A. Generalized angularities

Generalized angularities [101] are defined as

$$\lambda_\beta^\kappa = \sum_i z_i^\kappa \left(\frac{\Delta R(i, \hat{n}_r)}{R} \right)^\beta, \quad (1)$$

where $z_i = p_T^i / \sum_j p_T^j$ is the p_T fraction carried by the particle i inside the jet, $\Delta R(i, \hat{n}_r)$ is its separation in η - ϕ space from the jet axis \hat{n}_r , $R = 0.4$ is the distance parameter used for the jet clustering, and κ and β are positive real exponents of the energy and angular weighting factors, respectively. The recoil-free jet axis \hat{n}_r [102] is calculated with the “winner-takes-all” (WTA) recombination scheme [103] mitigating the impact of soft radiation. Angularities with $\kappa = 1$ are infrared and collinear (IRC) safe, while those with $\kappa \neq 1$ are IRC unsafe (but “Sudakov” safe) [104]. With the exception of λ_0^0 , at least two selected particles are required in the jet in order to construct these observables.

The particle multiplicity λ_0^0 is neither infrared nor collinear safe, as its value is changed by additional soft emissions and/or collinear splitting of partons. In this analysis, $\lambda_0^0 = N$ (charged) is the number of charged jet constituents passing the particle p_T threshold of 1 GeV and is shown at the reconstructed level in Fig. 4 and normalized and unfolded to the particle level in Fig. 5. In general, the MC generators predict a higher (integrated) charged particle multiplicity than seen in the data but the SHERPA 2 and DIRE 2 predictions achieve a fair agreement. An improved agreement could be achieved by including these or similar data in the tuning of the parton showering and hadronization [105,106].

The jet p_T dispersion $\lambda_0^2 = p_T^d = \sum_i (p_T^i)^2 / (\sum_i p_T^i)^2$ [107] is an infrared- but not collinear-safe quantity, highly correlated with the particle multiplicity. A scaled p_T dispersion is thus defined as

$$\lambda_0^{2*} = p_T^{d,*} = \sqrt{\left(p_T^d - \frac{1}{N} \right) \frac{N}{N-1}} \quad (2)$$

that ensures $p_T^{d,*} \rightarrow 0$ when the p_T is equally distributed over all jet constituents, irrespective of their number, and $p_T^{d,*} \rightarrow 1$ when most of the jet momentum is carried by a single particle. The scaled p_T dispersion is shown in Fig. 6 (left) compared to the MC predictions.

The “Les Houches angularity” (LHA) $\lambda_{0.5}^1$ variable, a quantity proposed for quark-gluon discrimination [108], is well described by most available MC programs (Fig. 6, right). The high $\alpha_S^{\text{FSR}}(m_Z)$ value associated with the PYTHIA 8FSR-up setting is disfavored.

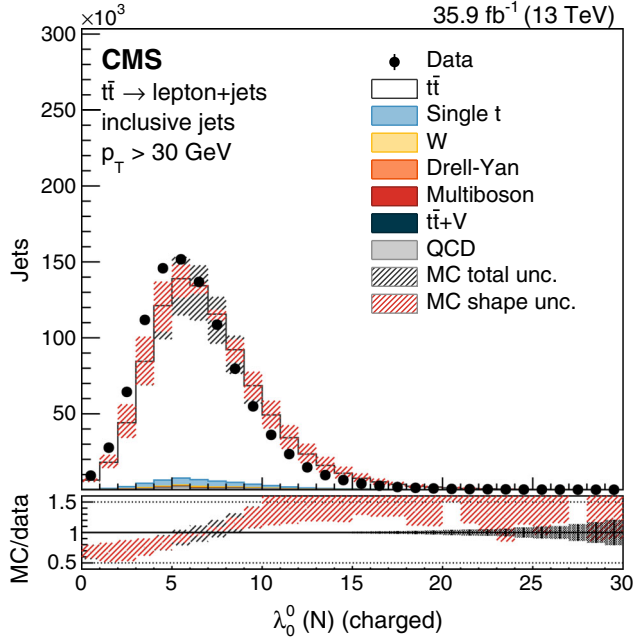


FIG. 4. Charged particle multiplicity $\lambda_0^0(N)$ at the reconstructed level after full event selection. The lower panel shows the ratio of the MC prediction (POWHEG+PYTHIA 8) to the data (lower panels), where the black shaded band represents the statistical uncertainty on the data. The systematic uncertainties on the MC prediction are represented by hatched areas, taking into account either the total uncertainty or shape variations only.

The jet width λ_1^1 , closely related to the jet broadening [109–111], is shown in Fig. 7(left). The data favor the FSR-down variation [$\alpha_S^{\text{FSR}}(m_Z) = 0.1224$] for PYTHIA 8. The jet thrust $\lambda_2^1 \simeq m^2/E^2$ [112] is shown in Fig. 7(right). The nominal settings of POWHEG+PYTHIA 8 and POWHEG+HERWIG 7 provide a good reproduction of the data.

For completeness, Fig. 8 shows the jet width and thrust distributions obtained using charged + neutral particles in the jet reconstruction. The comparison to the MC confirms the conclusions extracted with the charged particle-only jet reconstruction seen in Fig. 7.

B. Eccentricity

The eccentricity [113] is calculated as $\varepsilon = 1 - v_{\min}/v_{\max}$, where v are the eigenvalues of the energy-weighted covariance matrix M of the $\Delta\eta$ and $\Delta\phi$ distances between the jet constituents i and the WTA jet axis \hat{n}_r :

$$M = \sum_i E_i \begin{pmatrix} (\Delta\eta_{i,\hat{n}_r})^2 & \Delta\eta_{i,\hat{n}_r} \Delta\phi_{i,\hat{n}_r} \\ \Delta\phi_{i,\hat{n}_r} \Delta\eta_{i,\hat{n}_r} & (\Delta\phi_{i,\hat{n}_r})^2 \end{pmatrix}. \quad (3)$$

A jet perfectly circular in η - ϕ would result in $\varepsilon = 0$, while an elliptical jet gives a value $\varepsilon \rightarrow 1$. At least four particles are required in the jet to calculate the eccentricity. As shown in Fig. 9, the POWHEG+HERWIG7 prediction agrees

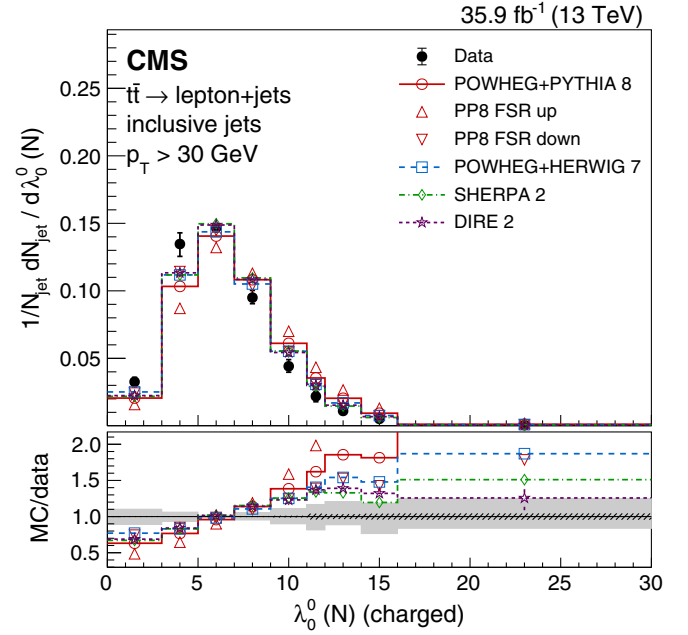


FIG. 5. Charged particle multiplicity $\lambda_0^0(N)$ normalized and unfolded to the particle level, for inclusive jets. Data (points) are compared to different MC predictions (upper) and as MC/data ratios (lower). The hatched and shaded bands represent the statistical and total uncertainties, respectively.

better with the measured distribution than the other MC programs.

C. Soft-drop observables

The constituents of each individual jet are first reclustered using the Cambridge-Aachen algorithm [114,115]. The “soft-drop” (SD) algorithm [116] is then applied to remove soft, wide-angle radiation from the jet. Using the angular exponent $\beta = 0$, the soft cutoff threshold $z_{\text{cut}} = 0.1$, and the characteristic parameter $R_0 = 0.4$, the SD algorithm behaves like the “modified mass drop tagger” [117]. At least two particles are required in the jet to perform soft-drop declustering.

After removing soft radiation, the groomed momentum fraction is defined as $z_g = p_T(j_2)/p_T(j_0)$ of the last declustering iteration $j_0 \rightarrow j_1 + j_2$, where j_2 is the softer subjet. Such a quantity is closely related to the QCD splitting function [118] and does not depend on the value of α_S . Recently, uncorrected jet SD measurements were presented for pp collisions at 7 TeV from CMS Open Data [118], as well as in PbPb collisions at 5 TeV [119]. This analysis presents, for the first time, unfolded z_g distributions, shown in Fig. 10 (left). The data-model agreement is especially good for the angular-ordered shower of HERWIG 7. The angle between two groomed subjets j_1 and j_2 , ΔR_g , is related to the jet width but also to the groomed jet area which in turn is relevant for the pileup sensitivity of the algorithm [116]. Its measured distribution is shown in

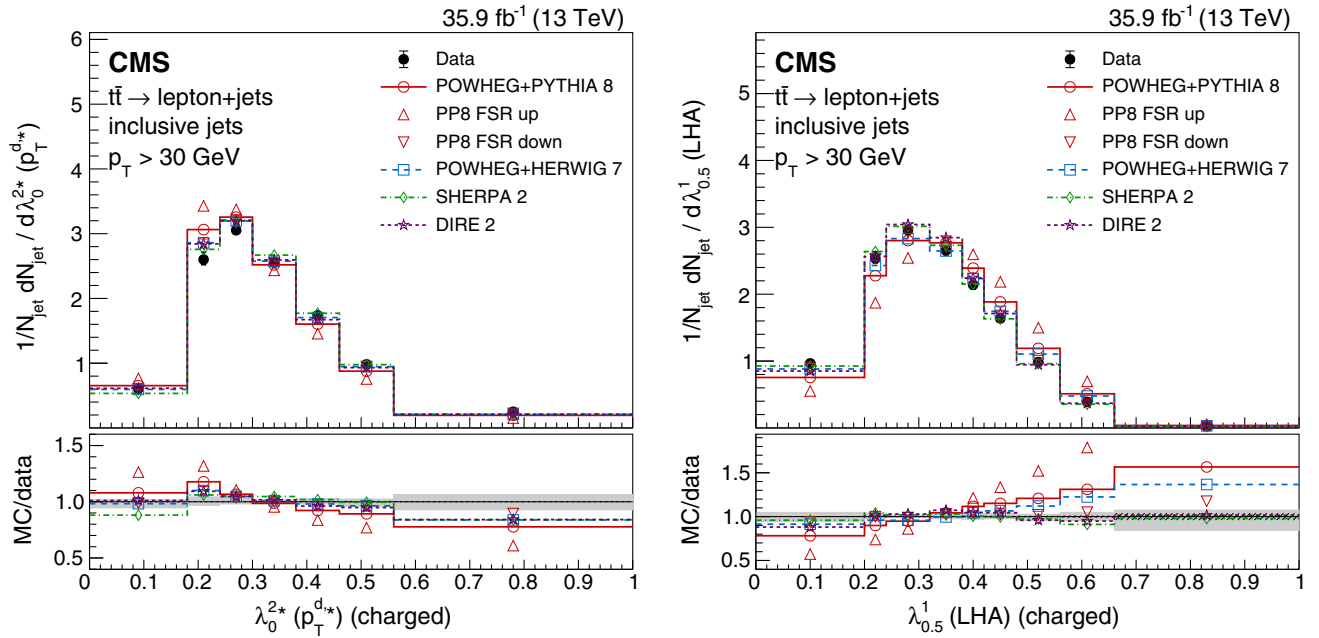


FIG. 6. Distributions of the scaled p_T dispersion (λ_0^{2*} , left) and Les Houches angularity ($\lambda_{0.5}^1$, right), unfolded to the particle level, for inclusive jets reconstructed with charged particles. Data (points) are compared to different MC predictions (upper) and as MC/data ratios (lower). The hatched and shaded bands represent the statistical and total uncertainties, respectively.

Fig. 11 for both charged and charged + neutral particles and depends strongly on the amount of FSR.

A soft-drop multiplicity [120], n_{SD} , can be defined as the number of branchings in the declustering tree that satisfy the angular cutoff $\Delta R_g > \theta_{cut}$ and

$$z_g > z_{cut} \left(\frac{\Delta R_g}{R_0} \right)^\beta. \quad (4)$$

In contrast to the particle multiplicity N , n_{SD} is IRC safe for a vast range of parameter settings, e.g., for the one used in

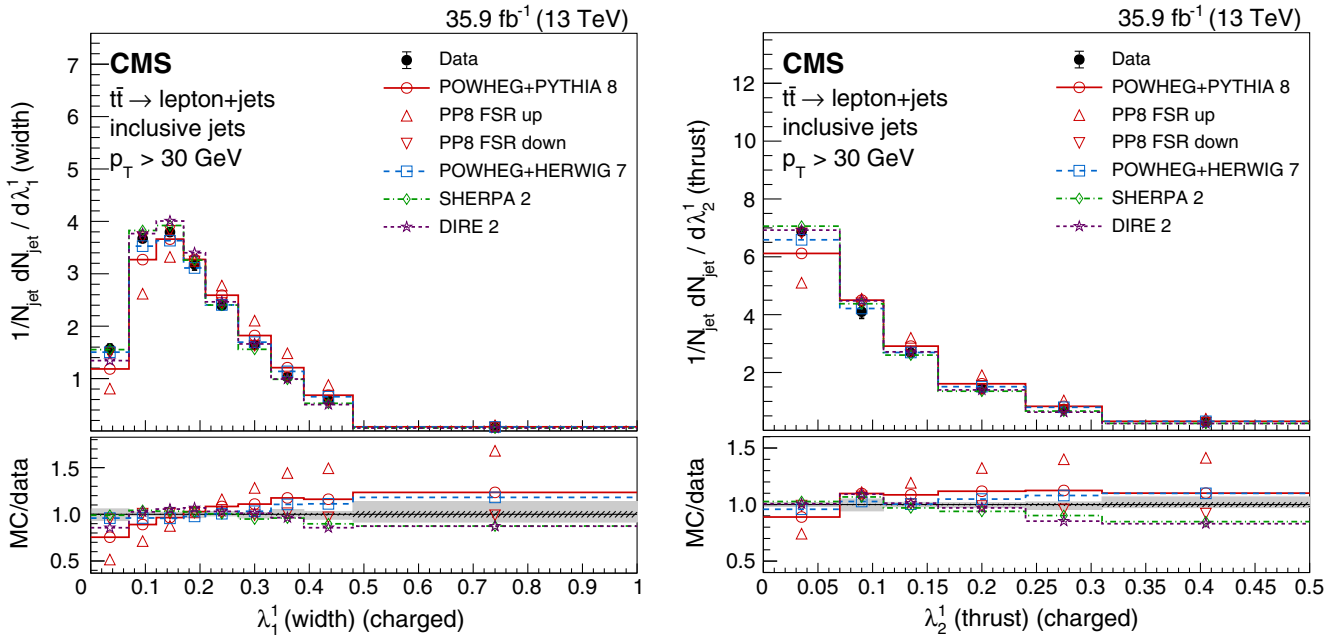


FIG. 7. Distributions of the jet width (λ_1^1 , left) and thrust (λ_2^1 , right), unfolded to the particle level, for inclusive jets reconstructed with charged particles. Data (points) are compared to different MC predictions (upper) and as MC/data ratios (lower). The hatched and shaded bands represent the statistical and total uncertainties, respectively.

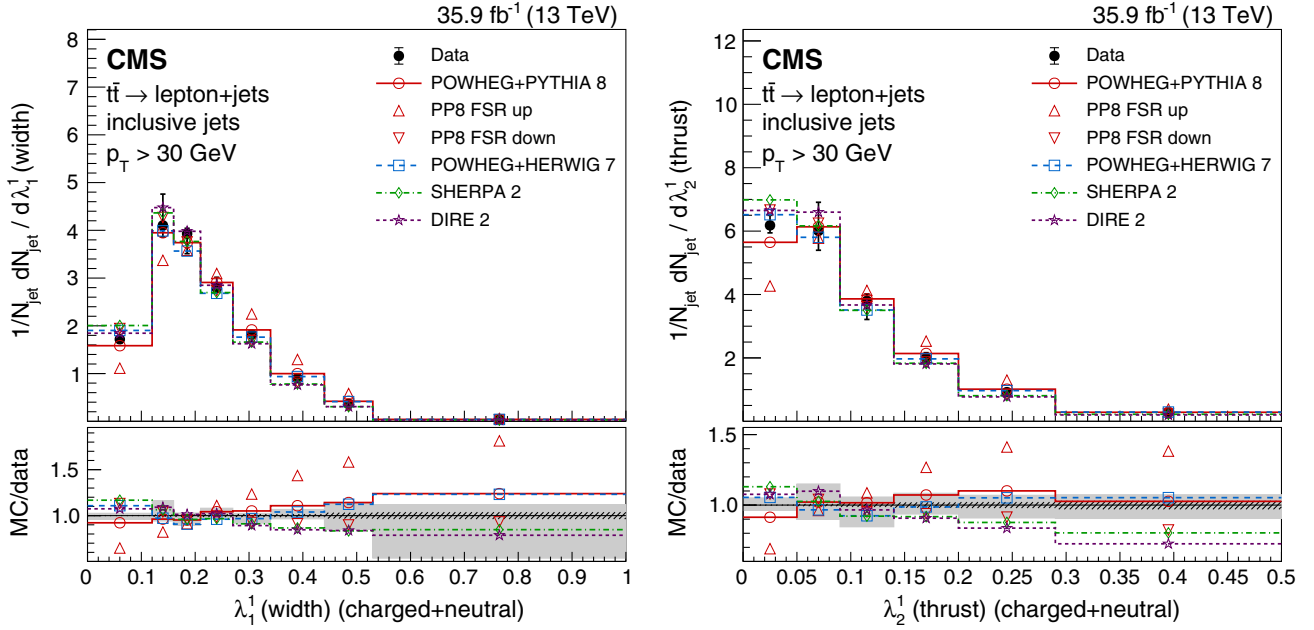


FIG. 8. Distributions of the jet width (λ_1^1 , left) and thrust (λ_2^1 , right), unfolded to the particle level, for inclusive jets reconstructed with charged + neutral particles. Data (points) are compared to different MC predictions (upper) and as MC/data ratios (lower). The hatched and shaded bands represent the statistical and total uncertainties, respectively.

this analysis: $z_{\text{cut}} = 0.007$, $\beta = -1$, $\theta_{\text{cut}} = 0$. As shown in Fig. 10 (right), the measured data distribution is higher (lower) in the data than in the MC predictions at small (large) n_{SD} values, a behavior similar to that observed for the charged multiplicity λ_0^0 (N) in Fig. 5.

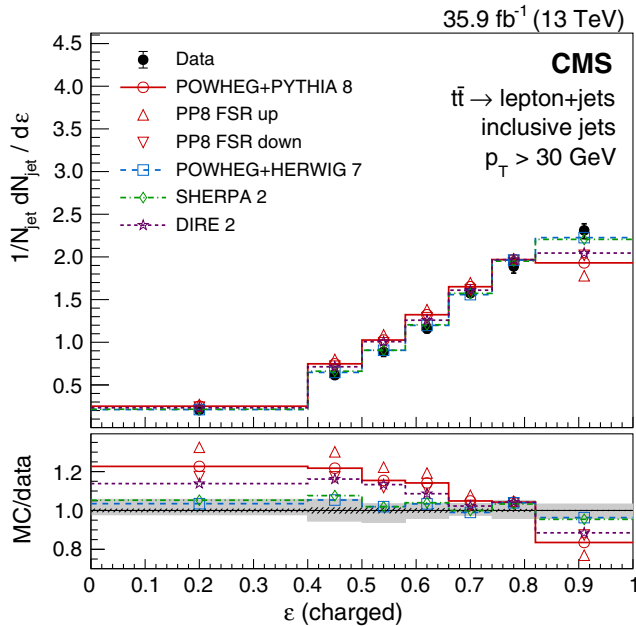


FIG. 9. Distribution of the eccentricity ϵ , unfolded to the particle level, for inclusive jets reconstructed with charged particles. Data (points) are compared to different MC predictions (upper) and as MC/data ratios (lower). The hatched and shaded bands represent the statistical and total uncertainties, respectively.

D. \mathcal{N} -subjettiness

The \mathcal{N} -subjettiness $\tau_{\mathcal{N}}$ variable is constructed by first finding exactly \mathcal{N} subjet seed axes using the exclusive k_T clustering algorithm [121] and the WTA recombination scheme. Starting from these seed axes, a local minimum of $\tau_{\mathcal{N}}$ is found, where $\tau_{\mathcal{N}}$ is calculated by summing over all particles belonging to a jet the particle p_T weighted by their radial distance to the nearest of the \mathcal{N} candidate subjet axes:

$$\tau_{\mathcal{N}} = \frac{1}{d_0} \sum_i p_{T,i} \min \{ (\Delta R_{1,i}), (\Delta R_{2,i}), \dots, (\Delta R_{\mathcal{N},i}) \}, \quad (5)$$

with a normalization factor

$$d_0 = \sum_i p_{T,i}(R_0), \quad (6)$$

assuming the original jet distance parameter $R_0 = 0.4$.

The \mathcal{N} -subjettiness ratios $\tau_{\mathcal{N}\mathcal{M}} = \tau_{\mathcal{N}}/\tau_{\mathcal{M}}$, defined in [122,123], were shown to be especially useful for distinguishing jets with \mathcal{N} or \mathcal{M} subjets. In this analysis, τ_{21} , τ_{32} , and τ_{43} are measured, which are frequently used in the identification of heavy Lorentz-boosted objects. At least $\mathcal{N} + 1$ particles are required in the jet to calculate these observables. As shown in Figs. 12 and 13, the measured $\tau_{\mathcal{N}\mathcal{M}}$ distributions are consistently shifted to lower values than those predicted by the MC programs. While the expectation from boosted object studies is that \mathcal{N} -prong (\mathcal{M} -prong) jets acquire a lower (higher) value of $\tau_{\mathcal{N}\mathcal{M}}$, the

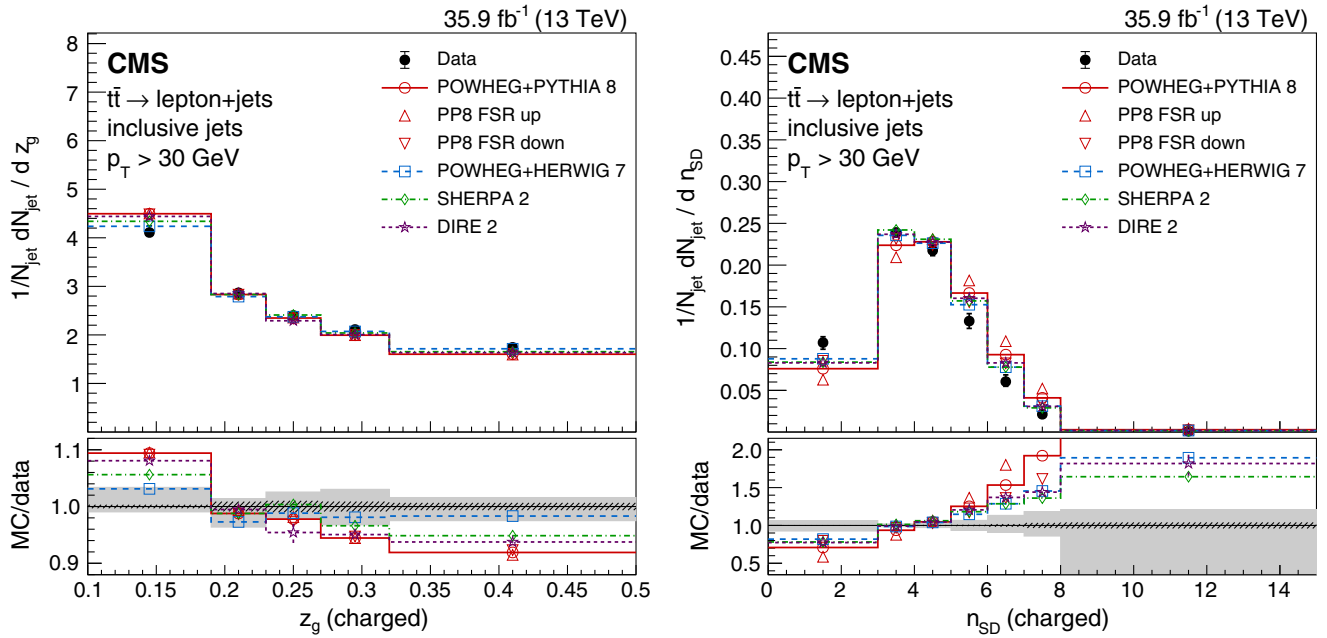


FIG. 10. Distributions of the groomed momentum fraction z_g (left) and the soft-drop multiplicity n_{SD} (right), unfolded to the particle level, for inclusive jets reconstructed with charged particles. Data (points) are compared to different MC predictions (upper) and as MC/data ratios (lower). The hatched and shaded bands represent the statistical and total uncertainties, respectively.

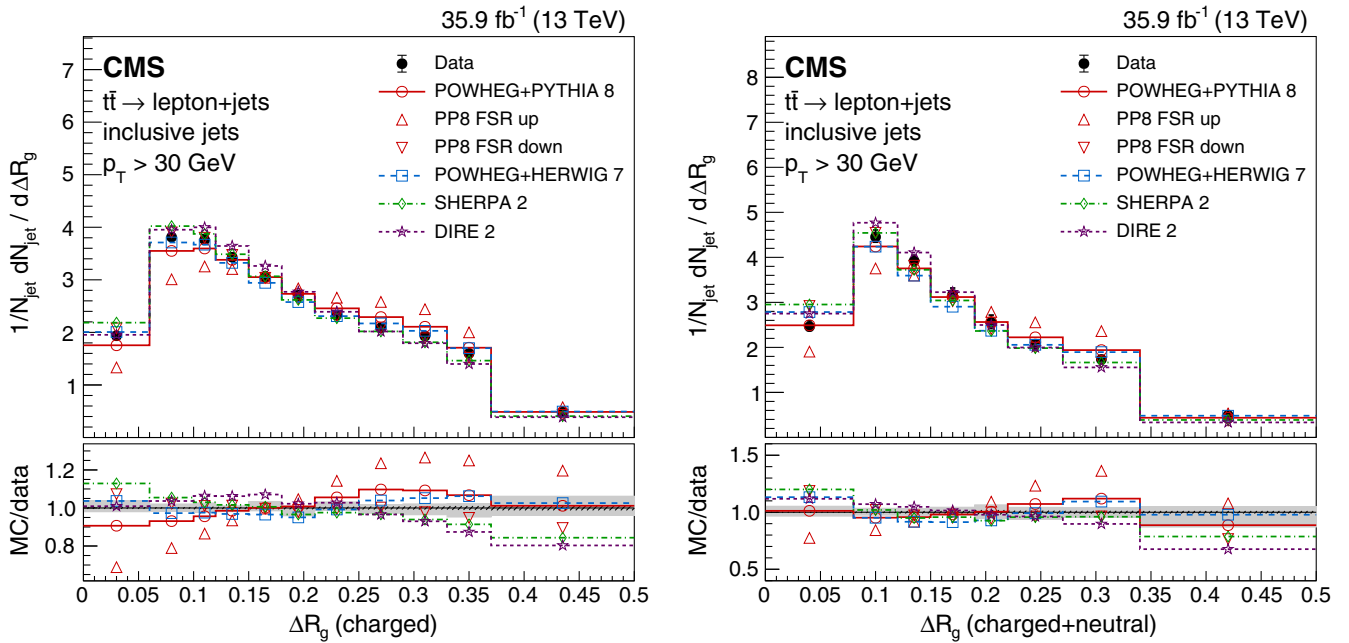


FIG. 11. Distributions of the angle between the groomed subjets ΔR_g , unfolded to the particle level, for inclusive jets reconstructed with charged (left) and charged + neutral particles (right). Data (points) are compared to different MC predictions (upper) and as MC/data ratios (lower). The hatched and shaded bands represent the statistical and total uncertainties, respectively.

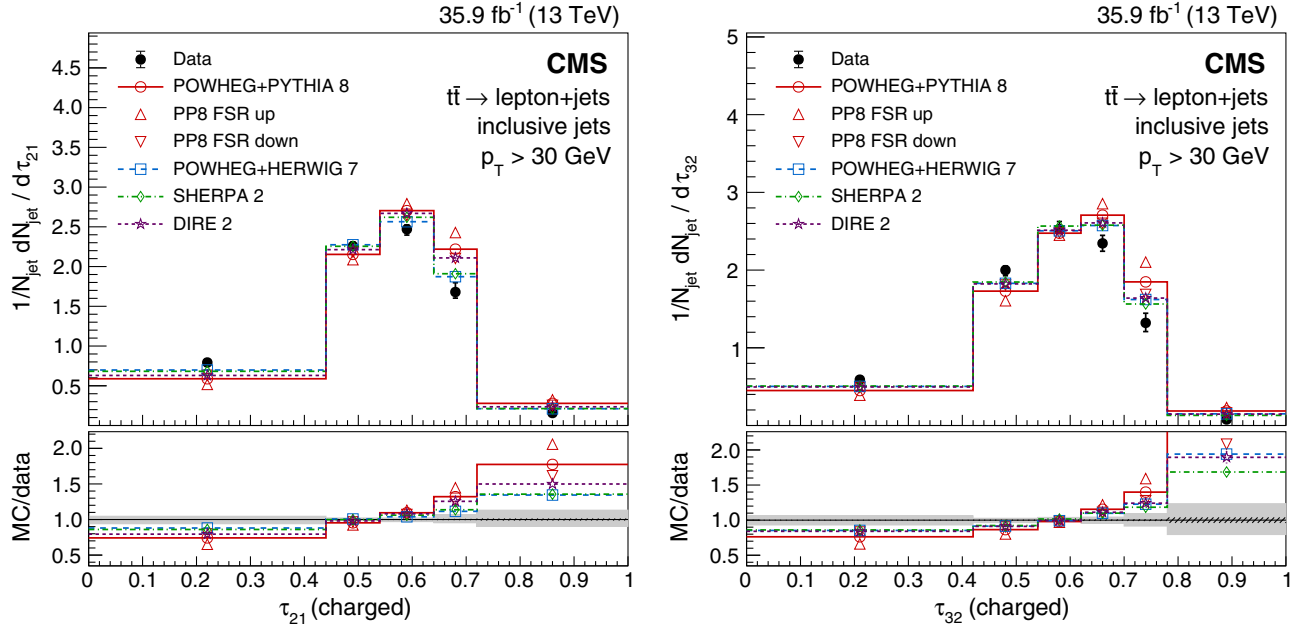


FIG. 12. Distributions of the \mathcal{N} -subjettiness ratios τ_{21} (left) and τ_{32} (right), unfolded to the particle level, for inclusive jets reconstructed with charged particles. Data (points) are compared to different MC predictions (upper) and as MC/data ratios (lower). The hatched and shaded bands represent the statistical and total uncertainties, respectively.

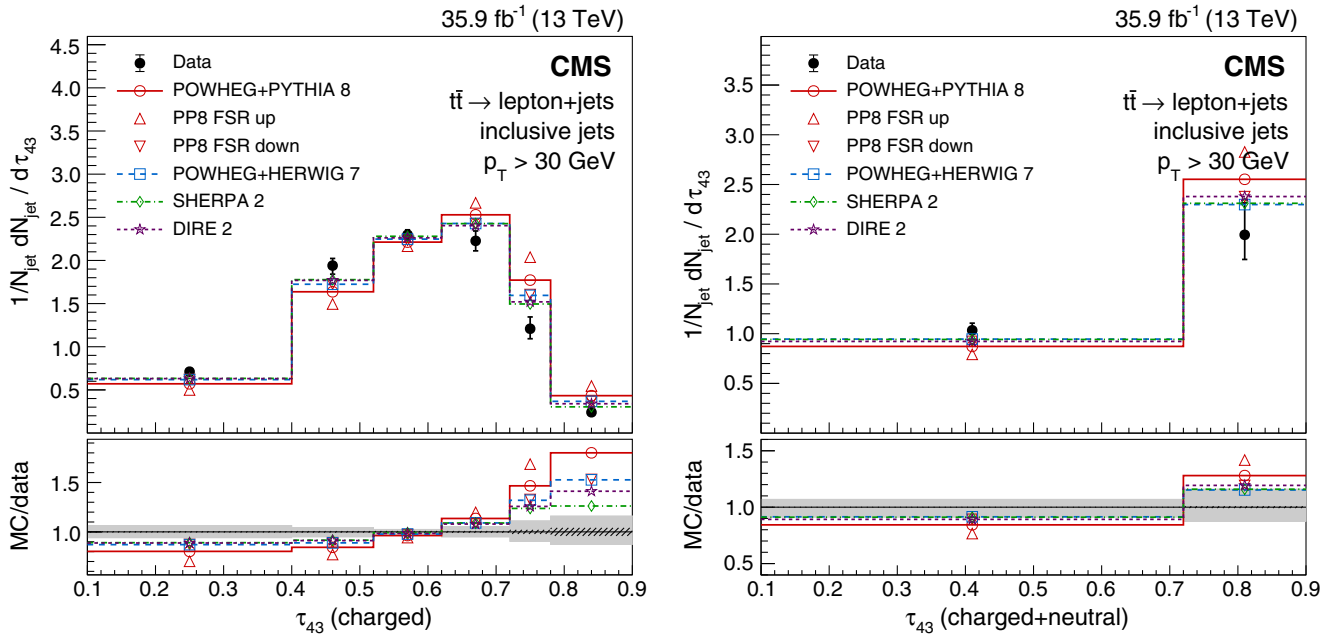


FIG. 13. Distributions of the \mathcal{N} -subjettiness ratio τ_{43} , unfolded to the particle level, for inclusive jets reconstructed with charged (left) and charged + neutral particles (right). Data (points) are compared to different MC predictions (upper) and as MC/data ratios (lower). The hatched and shaded bands represent the statistical and total uncertainties, respectively.

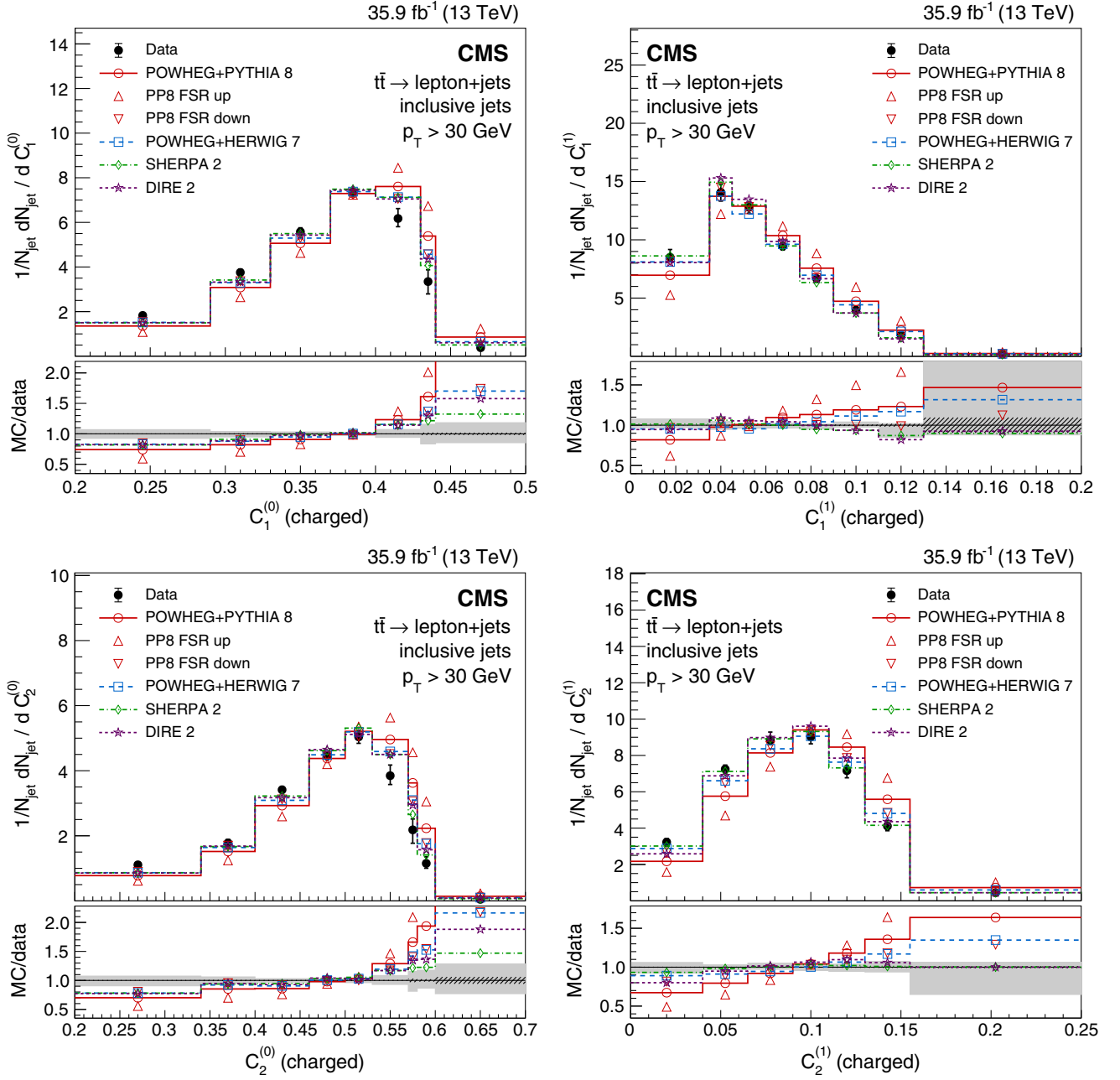


FIG. 14. Distributions of energy correlation ratios $C_1^{(0)}$ (upper left), $C_1^{(1)}$ (upper right), $C_2^{(0)}$ (lower left) and $C_2^{(1)}$ (lower right), unfolded to the particle level, for inclusive jets reconstructed with charged particles. Data (points) are compared to different MC predictions (upper) and as MC/data ratios (lower). The hatched and shaded bands represent the statistical and total uncertainties, respectively.

behavior of $\tau_{\mathcal{N},\mathcal{M}}$ in a resolved topology seems to be mainly driven by the particle multiplicity.

E. Energy correlation functions

The \mathcal{N} -point energy correlation double ratios $C_{\mathcal{N}}^{(\beta)}$ [124] are defined as

$$C_{\mathcal{N}}^{(\beta)} = \frac{\text{ECF}(\mathcal{N} + 1, \beta) \text{ECF}(\mathcal{N} - 1, \beta)}{\text{ECF}(\mathcal{N}, \beta)^2}, \quad (7)$$

where

$$\begin{aligned} \text{ECF}(\mathcal{N}, \beta) &= \sum_{i_1 < i_2 < \dots < i_{\mathcal{N}} \in j} \left(\prod_{a=1}^{\mathcal{N}} p_{T i_a} \right) \left(\prod_{b=1}^{\mathcal{N}-1} \prod_{c=b+1}^{\mathcal{N}} \Delta R_{i_b i_c} \right)^{\beta} \end{aligned}$$

and the sum runs over the constituents i of the jet j with their p_T product being multiplied with the pairwise distances $\Delta R_{i_b i_c}$ in η - ϕ space. Each $C_{\mathcal{N}}$ is sensitive to the

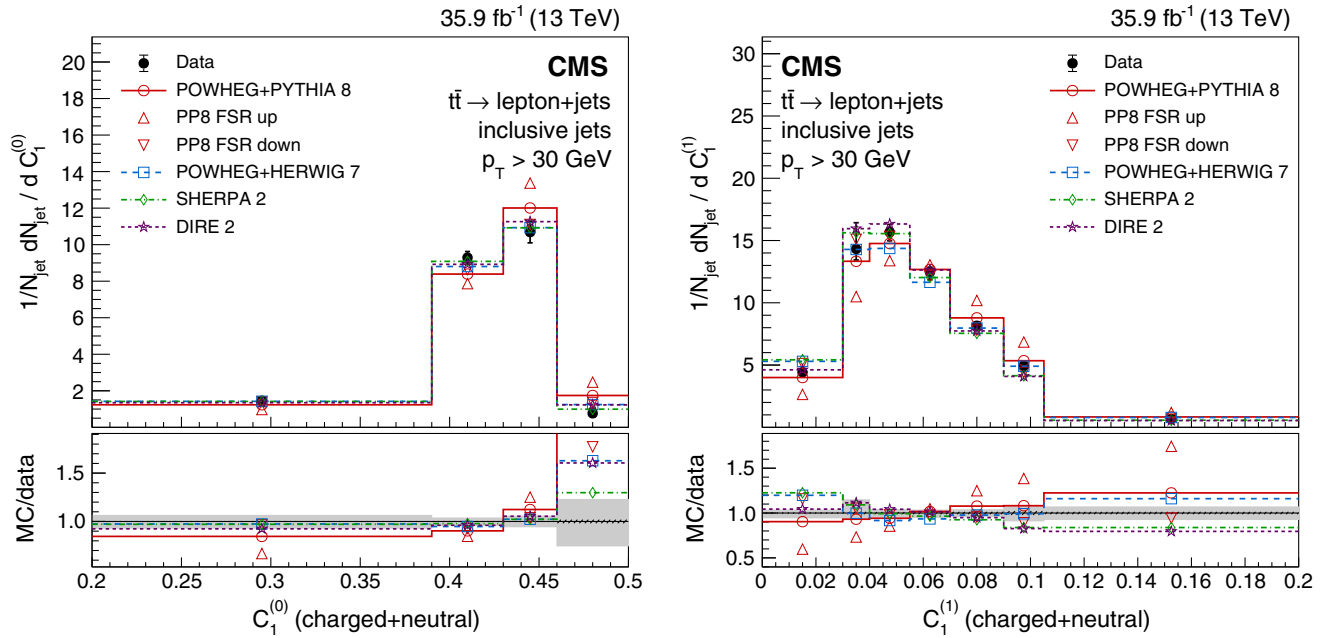


FIG. 15. Distributions of energy correlation ratios $C_1^{(0)}$ (left) and $C_1^{(1)}$ (right), unfolded to the particle level, for inclusive jets reconstructed with charged + neutral particles. Data (points) are compared to different MC predictions (upper) and as MC/data ratios (lower). The hatched and shaded bands represent the statistical and total uncertainties, respectively.

$(\mathcal{N} - 1)$ -prong substructure of the jet, while the angular exponent β adjusts the sensitivity to near-collinear splittings. At least $\mathcal{N} + 1$ particles are required in the jet to calculate these observables. In this analysis, parameter

values $\mathcal{N} = \{1, 2, 3\}$ and $\beta = \{0, 0.2, 0.5, 1, 2\}$ are investigated. The distributions for each \mathcal{N} and $\beta = \{0, 1\}$ are shown in Figs. 14–16. For $\beta > 0$ the observable is IRC safe and the data are better described by the MC generators than

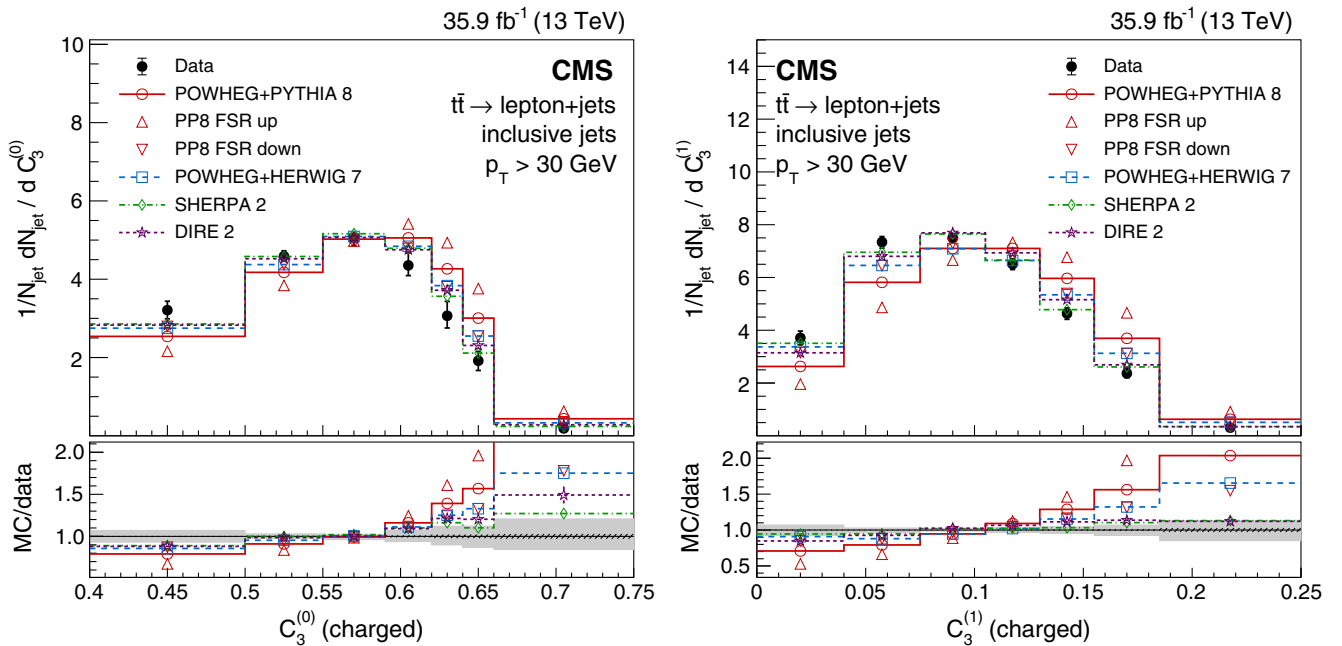


FIG. 16. Distributions of energy correlation ratios $C_3^{(0)}$ (left) and $C_3^{(1)}$ (right), unfolded to the particle level, for inclusive jets reconstructed with charged particles. Data (points) are compared to different MC predictions (upper) and as MC/data ratios (lower). The hatched and shaded bands represent the statistical and total uncertainties, respectively.

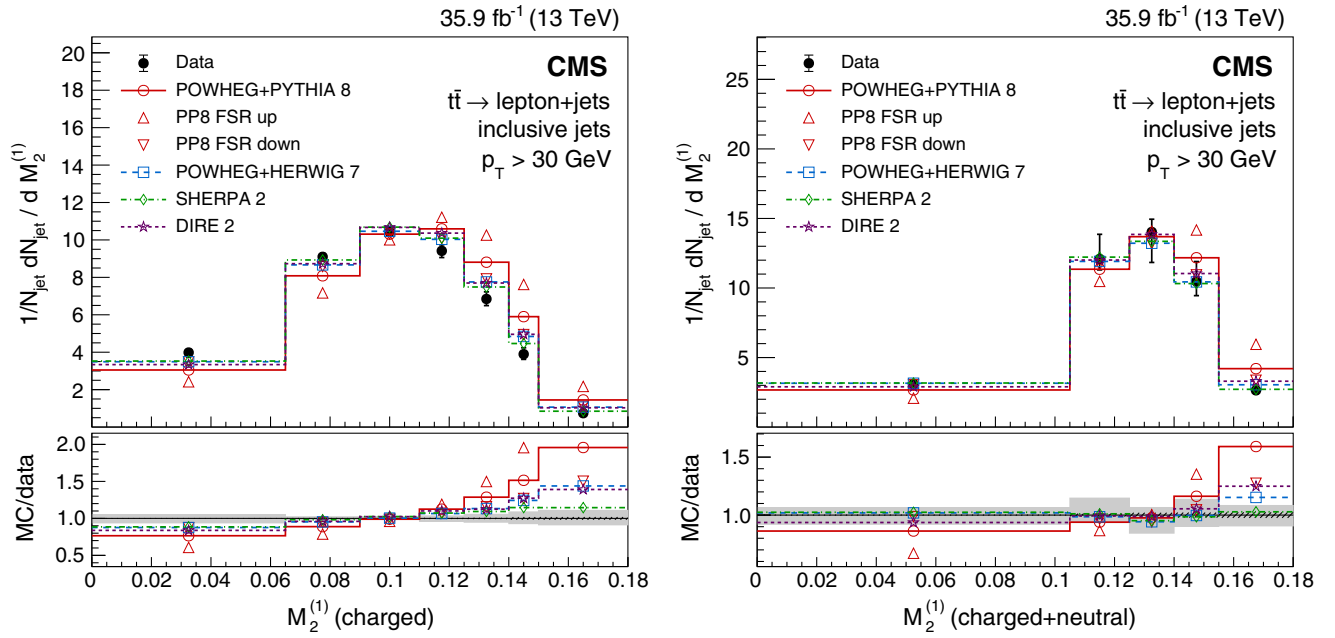


FIG. 17. Distributions of the energy correlation ratio $M_2^{(1)}$, unfolded to the particle level, for inclusive jets reconstructed with charged (left) or charged + neutral particles (right). Data (points) are compared to different MC predictions (upper) and as MC/data ratios (lower). The hatched and shaded bands represent the statistical and total uncertainties, respectively.

for $\beta = 0$. Many observables of this family show significant differences between the jet flavors, as shown later in Fig. 19 (bottom, right).

More recently, the M_i and N_i series observables [125] were proposed as the following ratios of generalized energy correlation functions:

$$M_i^{(\beta)} = \frac{1e_{i+1}^{(\beta)}}{1e_i^{(\beta)}}, \quad N_i^{(\beta)} = \frac{2e_{i+1}^{(\beta)}}{(1e_i^{(\beta)})^2}, \quad (8)$$

where

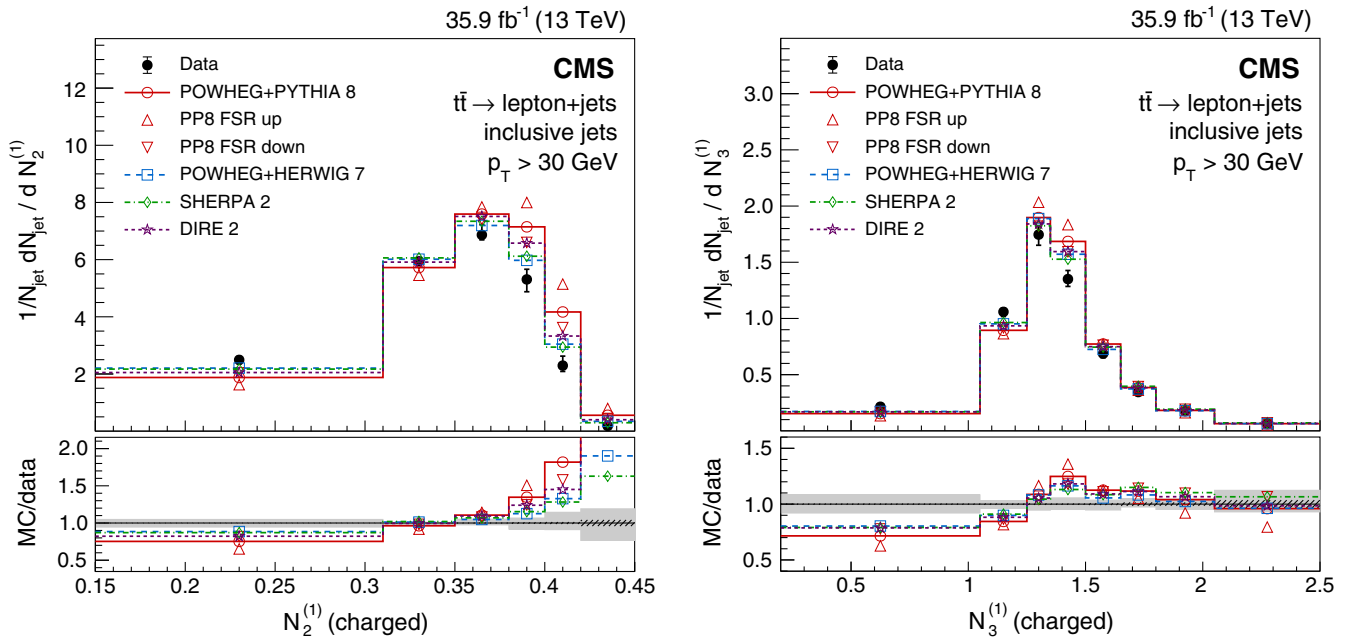


FIG. 18. Distribution of the energy correlation ratios $N_2^{(1)}$ (left) and $N_3^{(1)}$ (right), unfolded to the particle level, for inclusive jets reconstructed with charged particles. Data (points) are compared to different MC predictions (upper) and as MC/data ratios (lower). The hatched and shaded bands represent the statistical and total uncertainties, respectively.

$$v e_n^{(\beta)} = \sum_{1 \leq i_1 < i_2 < \dots < i_n \in j} z_{i_1} z_{i_2} \dots z_{i_n} \times \prod_{m=1}^v \min_{s < t \in \{i_1, i_2, \dots, i_n\}}^{(m)} \{\Delta R_{st}^\beta\}$$

and the sum runs over all particles i in the jet j with p_T fractions z_i , $\min^{(m)}$ denotes the m th smallest angular

distance, n is the number of particles to be correlated, v denotes the number of pairwise angles entering the product, and β is the angular exponent. The observables are Lorentz invariant under boosts along the jet axis and IRC safe for $\beta > 0$. The distributions of M_2 , N_2 , and N_3 have been measured for $\beta = \{1, 2\}$. Figures 17 and 18 show the results for $\beta = 1$. The POWHEG+HERWIG 7 prediction describes these data better than the other MC generators.

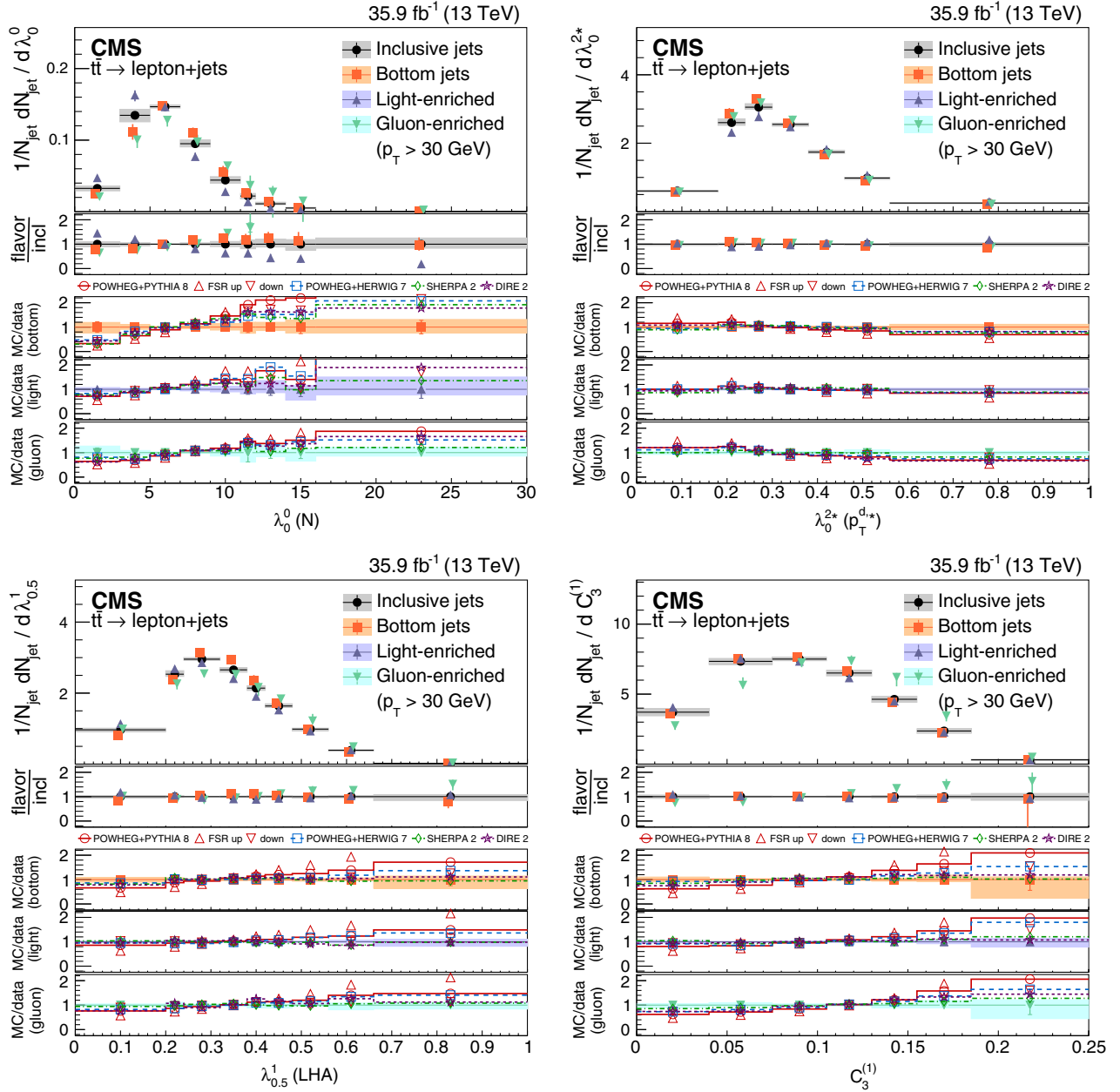


FIG. 19. Distributions of the charged multiplicity (upper left), scaled p_T dispersion (λ_0^{2*}) (upper right), Les Houches angularity ($\lambda_{0.5}^1$) (lower left), and the energy correlation ratio $C_3^{(1)}$ (lower right), unfolded to the particle level, for jets of different flavors. The second panel shows the corresponding ratios of the different flavors over the inclusive jets data. The subpanels show the ratios of the different MC predictions over the bottom, light-quark-enriched, and gluon-enriched jet data.

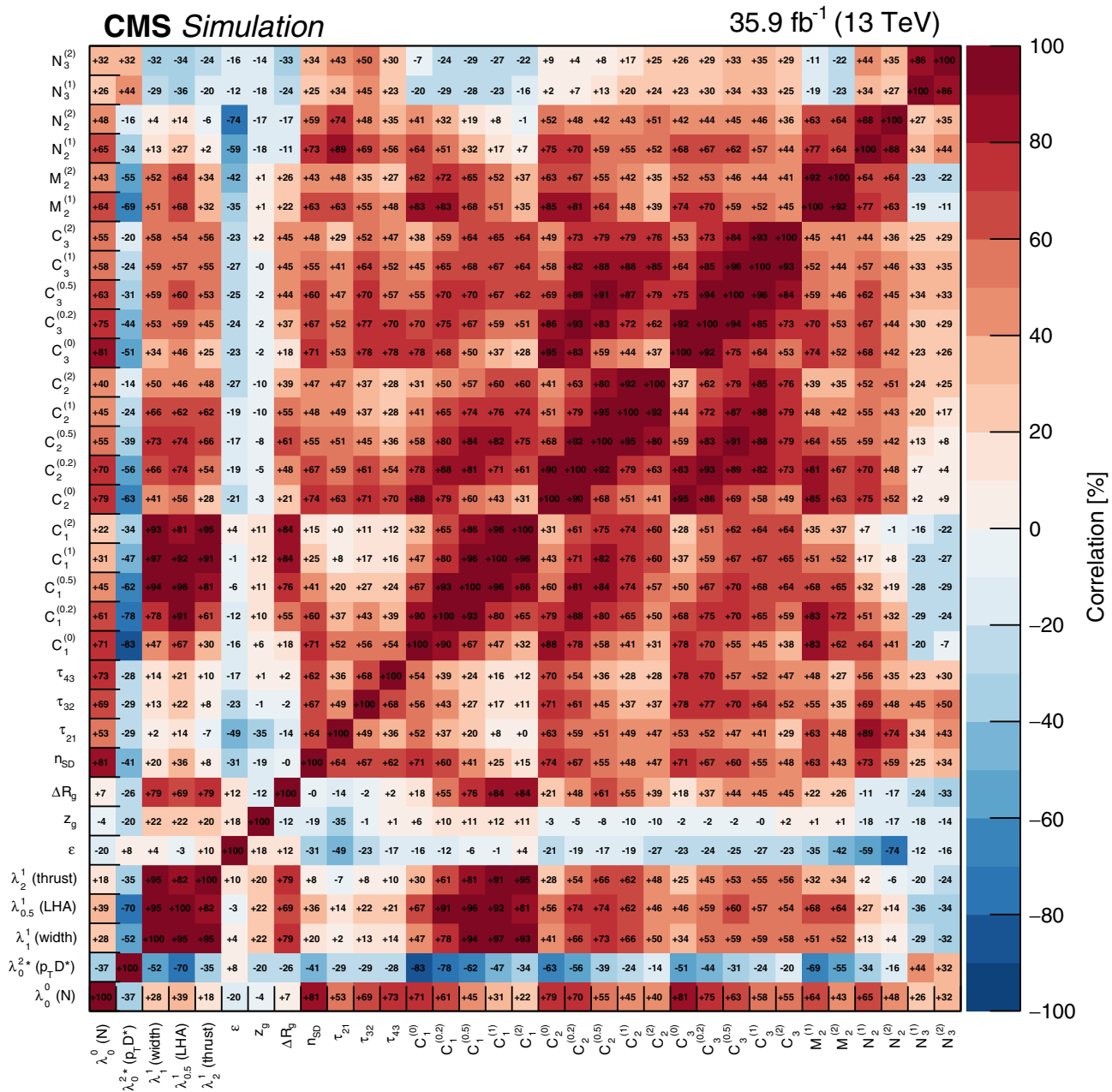


FIG. 20. Correlations of the jet substructure observables used in this analysis obtained at the particle level.

VII. JET SUBSTRUCTURE FOR DIFFERENT JET FLAVORS

All jet substructure observables have been measured not only for inclusive jets, but also for b quark jets and for samples enriched in light-quark or gluon jets, respectively. The flavor categories are defined as follows below. The relative contributions to the inclusive jet sample at the particle level are obtained from the default POWHEG+PYTHIA 8 simulation with little dependence on the generator. The parton flavor (quarks and gluons) is determined from the leading p_T parton that can be associated with a jet in POWHEG+PYTHIA 8 simulation. It should be noted that the

parton information is very generator dependent and only serves for illustration of the level of purity of the light- and gluon-enriched samples.

Bottom quark jets (44% of the inclusive jet sample).—At detector level, jets are identified as b tagged by the CSVv2 algorithm. At particle level, at least one b hadron is required to be clustered in the jet.

These jets originate from b quarks in more than 99% of the cases. No distinction is made between b jets from the top-quark decay and additional b jets from gluon splitting.

Light-quark jets (46% of the inclusive jet sample).—Jets are assigned to the light-quark-enriched jet sample if

they are not b tagged and are paired with another similar jet to give a W boson candidate with an invariant mass satisfying $|m_{jj} - 80.4 \text{ GeV}| < 15 \text{ GeV}$. Of these jets, 50% stem from light quarks, 21% from charm quarks, and 29% from gluons.

Gluon jets (10% of the inclusive jet sample).—A sample enriched in gluon jets is obtained by selecting jets that are neither b tagged nor associated to a W boson candidate but instead are likely to originate from ISR. This sample is composed of jets stemming from bottom (1%), charm (11%), and light quarks (31%) and gluons (58%).

Observables relevant for studies of quark/gluon discrimination, such as the charged multiplicity, scaled p_T dispersion, Les Houches angularity, and the energy correlation ratio $C_3^{(1)}$, are shown in Fig. 19 for the three exclusive jet samples. For all observables, the differences between the quark- and gluon-enriched samples do not seem to be very strong, with the energy correlation ratio $C_3^{(1)}$ providing the best separation. This might be caused by the algorithmic definition of the samples that leads to a high contamination with other partonic flavors. It is notable that the data/MC agreement for bottom-quark jets is significantly worse than for the light- and gluon-enriched samples; see also the χ^2 tests in Sec. VIII. Therefore, an update in the MC parameter tuning and/or physics modeling may require flavor-dependent improvements to match the data.

VIII. COMPATIBILITY TESTS WITH MINIMALLY CORRELATED OBSERVABLES

The compatibility of the unfolded data and different MC predictions is tested by calculating $\chi^2 = \Delta^T C^{-1} \Delta$, where $\Delta = (\vec{x}_{\text{data}} - \vec{x}_{\text{MC}})$ is the vector of measurement residuals and C is the total covariance matrix of the measurement, given by $C = C_{\text{stat}} + \sum_{\text{syst}} C_{\text{syst}}$, with the vector/matrix entries for the first bin removed to make C invertible.

The statistical covariance matrices C_{stat} for the normal distributions are obtained from 1000 pseudoexperiments per observable. For uncertainties described by a single systematic shift, the systematic covariance matrix is defined as $C_{\text{syst}}(i, j) = (x_i^{\text{syst}} - x_i^{\text{nom}})(x_j^{\text{syst}} - x_j^{\text{nom}})$, where x_i^{nom} is the vector representing the nominal result. For uncertainties described by two opposite shifts, the systematic covariance matrix is defined as

$$C_{\text{syst}}(i, j) = \max(|x_i^{\text{syst}+} - x_i^{\text{nom}}|, |x_i^{\text{syst}-} - x_i^{\text{nom}}|) \\ \times \max(|x_j^{\text{syst}+} - x_j^{\text{nom}}|, |x_j^{\text{syst}-} - x_j^{\text{nom}}|) \\ \times \text{sign}([x_i^{\text{syst}+} - x_i^{\text{syst}-}][x_j^{\text{syst}+} - x_j^{\text{syst}-}]),$$

which corresponds to symmetrizing the largest observed shift in each bin.

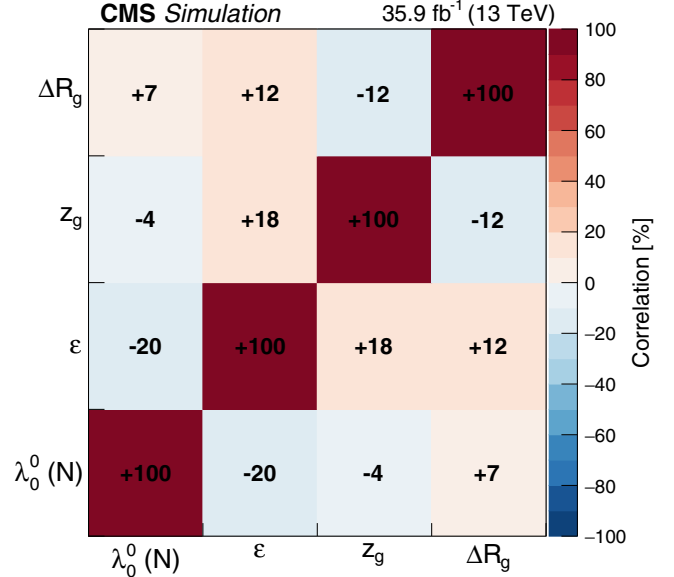


FIG. 21. Correlations of the jet substructure observables used in this analysis obtained at the particle level for the set of four minimally correlated observables.

By construction, the considered jet substructure observables exhibit significant correlation with each other, as shown by the pairwise sample Pearson correlation coefficients in Figs. 20 and 21. For further analysis, it is useful to identify a subset of observables with low correlation to each other.

A suitable subset of four observables is identified that have an absolute correlation of less than 30% among each other: the charged multiplicity $\lambda_0^0(N)$, the eccentricity ϵ , the groomed momentum fraction z_g , and the angle between the groomed subjets ΔR_g . The associated data-to-simulation goodness-of-fit values χ^2 for these four low-correlation observables are listed in Tables II and III.

Among the POWHEG+PYTHIA 8 predictions, the FSR-down setting with $\alpha_s^{\text{FSR}}(m_Z) = 0.1224$ shows improved agreement with data, except for z_g which does not depend on the value of $\alpha_s^{\text{FSR}}(m_Z)$. The agreement with data is also improved by the alternative models for CR and by the rope hadronization model [126]. The ΔR_g observable is also shown to be sensitive to the b fragmentation function and shows better agreement with harder fragmentation. The agreement of the POWHEG+PYTHIA 8 predictions with the jet eccentricity data is poor compared to SHERPA 2 and POWHEG+HERWIG 7, particularly. The POWHEG+HERWIG 7 generator setup with the angular-ordered shower also provides the best description of the groomed momentum fraction z_g . The prediction by SHERPA 2 has an overall good agreement with the data but does not describe well the ΔR_g of bottom-quark jets. This might be caused by the missing ME corrections to the radiation from the b quark in the top-quark decay.

TABLE II. χ^2 values and the numbers of degrees of freedom (ndf) for the data-to-simulation comparison of the distributions of the four weakly correlated jet substructure observables $\lambda_0^0(N)$, ε , z_g , and ΔR_g for four different jet flavors and six MC generator setups.

		POWHEG+PYTHIA 8			POWHEG+HERWIG 7	SHERPA 2	DIRE 2
		FSR-down 0.1224	Nominal 0.1365	FSR-up 0.1543	0.1262	0.118	0.1201
Observable	Flavor	One-loop χ^2	One-loop χ^2	One-loop χ^2	Two-loop χ^2	Two-loop CMW χ^2	Two-loop χ^2
$\lambda_0^0(N)$	Inclusive	23.4	88.0	390.5	27.4	16.1	15.1
	Bottom	35.7	110.6	432.9	35.4	20.0	26.0
ndf = 8	Light	7.2	12.3	53.3	24.5	13.2	24.0
	Gluon	9.0	26.1	84.5	13.5	4.7	14.1
ε	Inclusive	72.6	108.8	217.6	6.3	9.4	61.6
	Bottom	28.2	48.7	102.9	2.1	4.8	21.7
ndf = 6	Light	27.6	44.6	89.6	3.9	2.7	26.3
	Gluon	57.0	81.3	133.4	7.5	19.7	73.6
z_g	Inclusive	18.9	20.7	23.2	1.8	7.7	16.2
	Bottom	4.8	6.4	8.6	1.2	1.5	3.0
ndf = 4	Light	22.0	20.7	19.5	1.3	8.9	27.6
	Gluon	11.2	10.4	8.8	2.0	9.6	15.9
ΔR_g	Inclusive	19.5	29.3	241.5	23.2	41.8	77.0
	Bottom	23.2	18.4	227.5	16.6	79.1	15.8
ndf = 10	Light	9.3	29.3	251.0	120.1	40.2	221.6
	Gluon	11.7	8.6	69.5	19.7	28.3	33.1

IX. EXTRACTION OF THE STRONG COUPLING

The value of the strong coupling preferred by the jet substructure observables can be extracted from a comparison of the measured distributions to POWHEG+PYTHIA 8

predictions. Monte Carlo samples were generated with $\alpha_s^{\text{FSR}}(m_Z)$ values between 0.08 and 0.14, where higher-order corrections to soft gluon emissions are incorporated in an effective way using two-loop running of the strong coupling

TABLE III. χ^2 values and the numbers of degrees of freedom (ndf) for the data-to-simulation comparison of the distributions of the four weakly correlated jet substructure observables $\lambda_0^0(N)$, ε , z_g , and ΔR_g for four different jet flavors and seven POWHEG+PYTHIA 8 model variations. The value of the strong coupling is $\alpha_s^{\text{FSR}}(m_Z) = 0.1365$ for all predictions.

		Nominal	CR/hadronization			b fragmentation		
Observable	Flavor	χ^2	QCD χ^2	Move χ^2	Rope χ^2	Soft χ^2	Hard χ^2	Peterson χ^2
$\lambda_0^0(N)$	Inclusive	88.0	42.1	57.0	51.6	120.7	78.5	158.7
	Bottom	110.6	80.1	95.7	65.4	159.3	96.4	207.6
ndf = 8	Light	12.3	9.5	12.3	10.3	12.6	12.1	12.6
	Gluon	26.1	7.4	13.0	21.5	27.4	25.5	27.5
ε	Inclusive	108.8	85.3	89.5	94.6	118.6	103.3	108.5
	Bottom	48.7	44.0	45.7	37.4	56.7	44.3	48.5
ndf = 6	Light	44.6	32.1	34.5	42.0	45.7	44.0	45.4
	Gluon	81.3	40.4	54.7	87.9	81.8	80.9	81.1
z_g	Inclusive	20.7	15.6	18.5	18.0	22.3	19.5	18.1
	Bottom	6.4	6.0	5.8	5.2	7.3	5.7	4.8
ndf = 4	Light	20.7	14.8	18.9	18.8	20.8	20.7	20.7
	Gluon	10.4	6.1	8.6	9.8	10.5	10.4	10.4
ΔR_g	Inclusive	29.3	24.8	26.1	23.7	48.2	23.2	44.7
	Bottom	18.4	18.6	15.8	9.1	60.1	8.6	55.4
ndf = 10	Light	29.3	18.5	23.5	18.4	33.6	27.2	32.7
	Gluon	8.6	4.7	7.6	9.0	8.6	8.6	8.3

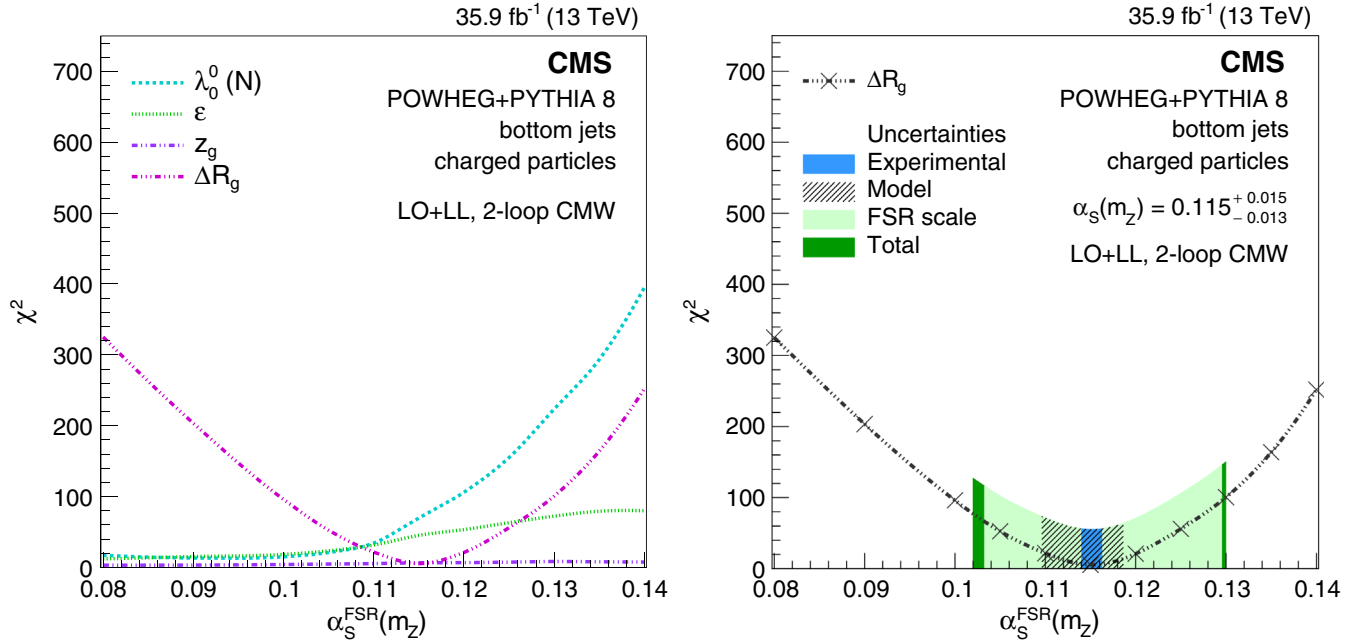


FIG. 22. Scans of χ^2 as a function of $\alpha_S^{\text{FSR}}(m_Z)$, derived from the bottom-quark jet sample, for the minimally correlated observables $\lambda_0^0(N)$, ϵ , z_g , and ΔR_g (left) and for ΔR_g alone with uncertainties indicated by the shaded areas (right).

and CMW rescaling [62]. The χ^2 scan of $\alpha_S^{\text{FSR}}(m_Z)$ for the low-correlation observables is shown in Fig. 22. The charged multiplicity and the jet eccentricity are sensitive to $\alpha_S^{\text{FSR}}(m_Z)$ but are expected to be highly affected by the modeling of nonperturbative effects, pointing to the need of tuning additional parameters. As expected, the groomed momentum fraction z_g is independent of $\alpha_S^{\text{FSR}}(m_Z)$.

The angle between the groomed subjets, ΔR_g , is measured with high precision and the removal of soft radiation lowers the impact of nonperturbative effects. The value of $\alpha_S(m_Z)$ can be extracted from this observable with an experimental uncertainty of ± 0.001 using the b jet sample (Fig. 22, right). These bottom-quark jets stem mostly from top-quark decays where the PYTHIA 8 prediction incorporates ME corrections, describing the jet substructure at LO accuracy in the hard emission limit while also being at least LL accurate elsewhere. The modeling uncertainties are estimated by the POWHEG+PYTHIA 8 variations described in Sec. V, as well as by a comparison to the results obtained with the rope hadronization model. This extraction of $\alpha_S(m_Z)$ is currently limited by the FSR scale uncertainties of $^{+0.014}_{-0.012}$. Other relevant model uncertainties stem from the b fragmentation ($^{+0.003}_{-0.006}$) and the alternative rope hadronization model (+0.002). Taking into account all uncertainties, a value of $\alpha_S(m_Z) = 0.115^{+0.015}_{-0.013}$ is obtained from the b jet sample. An extraction using charged + neutral particles leads to an identical result even though with a slightly larger experimental uncertainty of ± 0.002 .

The default POWHEG+PYTHIA 8 samples were generated without CMW rescaling and with first-order running of α_S .

In this case, a value of $\alpha_S(m_Z) = 0.130^{+0.016}_{-0.020}$ is extracted from the b jet sample. This value is in between those of the POWHEG+PYTHIA 8 nominal sample with $\alpha_S^{\text{FSR}}(m_Z) = 0.1365$ and the “FSR-down” sample which has an effective $\alpha_S^{\text{FSR}}(m_Z) = 0.1224$ for final-state radiation. A lower value of $\alpha_S^{\text{FSR}}(m_Z)$ also improves the data-to-simulation agreement for charged multiplicity and jet eccentricity although some discrepancy remains.

X. SUMMARY

A measurement of jet substructure observables in resolved $\bar{t}\bar{t}$ lepton + jets events from pp collisions at $\sqrt{s} = 13$ TeV has been presented, including several variables relevant for quark-gluon discrimination and for heavy Lorentz-boosted object identification. The investigated observables provide valuable insights on the perturbative and nonperturbative phases of jet evolution. Their unfolded distributions have been derived for inclusive jets, as well as for samples enriched in jets originating from bottom quarks, light quarks, or gluons.

Data are compared to theoretical predictions either based on next-to-leading-order matrix-element calculations (POWHEG) interfaced with different generators for the parton shower and hadronization (either PYTHIA 8 or HERWIG 7) or based on SHERPA 2 with NLO corrections, as well as on the DIRE 2 shower model. The correlations between all jet substructure variables have been studied. Eliminating observables with a high level of correlation, a set of four variables is identified and used for quantifying the level of data-simulation agreement. With the default

Monte Carlo generator tunes, none of the predictions yields a good overall reproduction of the experimental distributions. Thus, some further tuning of the models is required, with special attention to the data/MC disagreement observed in the particle multiplicity λ_0^0 and correlated observables, including those designed for quark/gluon discrimination. The groomed momentum fraction z_g is directly sensitive to the parton-shower splitting functions, thereby providing a useful handle to improve their modeling in the MC generators.

The angle between the groomed subjects, ΔR_g , is an experimentally powerful observable for extracting the value of the strong coupling in final-state parton radiation processes. A value of $\alpha_s(m_Z) = 0.115_{-0.013}^{+0.015}$, including experimental as well as model uncertainties, has been extracted at leading-order plus leading-log accuracy, where the precision is limited by the FSR scale uncertainty of the PYTHIA 8 prediction. The data will allow for a precise determination of $\alpha_s(m_Z)$ once predictions for top-quark decays with multiple emissions at higher order combined with parton showers (ideally at approximate next-leading-log accuracy) are available. Besides tuning and improving final-state parton showers, the present data also provide useful tests for improved quantum chromodynamics analytical calculations, including higher-order fixed and logarithmic corrections, for infrared- and/or collinear-safe observables.

ACKNOWLEDGMENTS

We congratulate our colleagues in the CERN accelerator departments for the excellent performance of the LHC and thank the technical and administrative staffs at CERN and at other CMS institutes for their contributions to the success of the CMS effort. In addition, we gratefully acknowledge the computing centers and personnel of the Worldwide LHC Computing Grid for delivering so effectively the computing infrastructure essential to our analyses. Finally, we acknowledge the enduring support for the construction and operation of the LHC and the CMS detector provided by the following funding agencies: BMFWF and FWF (Austria); FNRS and FWO (Belgium); CNPq, CAPES, FAPERJ, FAPERGS, and FAPESP (Brazil); MES (Bulgaria); CERN; CAS, MoST, and NSFC (China); COLCIENCIAS (Colombia); MSES and CSF (Croatia); RPF (Cyprus); SENESCYT (Ecuador); MoER, ERC IUT, and ERDF (Estonia); Academy of Finland, MEC, and HIP (Finland); CEA and CNRS/IN2P3 (France); BMBF, DFG, and HGF (Germany); GSRT (Greece); NKFIA (Hungary); DAE and DST (India); IPM (Iran); SFI (Ireland); INFN (Italy); MSIP and NRF (Republic of Korea); MES (Latvia);

LAS (Lithuania); MOE and UM (Malaysia); BUAP, CINVESTAV, CONACYT, LNS, SEP, and UASLP-FAI (Mexico); MOS (Montenegro); MBIE (New Zealand); PAEC (Pakistan); MSHE and NSC (Poland); FCT (Portugal); JINR (Dubna); MON, RosAtom, RAS, RFBR, and NRC KI (Russia); MESTD (Serbia); SEIDI, CPAN, PCTI, and FEDER (Spain); MOSTR (Sri Lanka); Swiss Funding Agencies (Switzerland); MST (Taipei); ThEPCenter, IPST, STAR, and NSTDA (Thailand); TUBITAK and TAEK (Turkey); NASU and SFFR (Ukraine); STFC (United Kingdom); DOE and NSF (USA). Individuals have received support from the Marie-Curie program and the European Research Council and Horizon 2020 Grant, Contract No. 675440 (European Union); the Leventis Foundation; the A. P. Sloan Foundation; the Alexander von Humboldt Foundation; the Belgian Federal Science Policy Office; the Fonds pour la Formation à la Recherche dans l'Industrie et dans l'Agriculture (FRIA-Belgium); the Agentschap voor Innovatie door Wetenschap en Technologie (IWT-Belgium); the F. R. S.-FNRS and FWO (Belgium) under the "Excellence of Science—EOS"—be.h Project No. 30820817; the Ministry of Education, Youth and Sports (MEYS) of the Czech Republic; the Lendület ("Momentum") Program and the János Bolyai Research Scholarship of the Hungarian Academy of Sciences, the New National Excellence Program ÚNKP, the NKFIA research Grants No. 123842, No. 123959, No. 124845, No. 124850, and No. 125105 (Hungary); the Council of Science and Industrial Research, India; the HOMING PLUS program of the Foundation for Polish Science, cofinanced from European Union, Regional Development Fund, the Mobility Plus program of the Ministry of Science and Higher Education, the National Science Center (Poland), Contracts No. Harmonia 2014/14/M/ST2/00428, No. Opus 2014/13/B/ST2/02543, No. 2014/15/B/ST2/03998, and No. 2015/19/B/ST2/02861, No. Sonata-bis 2012/07/E/ST2/01406; the National Priorities Research Program by Qatar National Research Fund; the Programa Estatal de Fomento de la Investigación Científica y Técnica de Excelencia María de Maeztu, Grant No. MDM-2015-0509 and the Programa Severo Ochoa del Principado de Asturias; the Thalís and Aristeia programs cofinanced by EU-ESF and the Greek NSRF; the Rachadapisek Sompot Fund for Postdoctoral Fellowship, Chulalongkorn University and the Chulalongkorn Academic into Its 2nd Century Project Advancement Project (Thailand); the Welch Foundation, Contract No. C-1845; and the Weston Havens Foundation (USA).

- [1] A. Buckley, J. Butterworth, S. Gieseke, D. Grellscheid, S. Höche, H. Hoeth, F. Krauss, L. Lönnblad, E. Nurse, P. Richardson, S. Schumann, M. H. Seymour, T. Sjöstrand, P. Skands, and B. Webber, General-purpose event generators for LHC physics, *Phys. Rep.* **504**, 145 (2011).
- [2] D. Acosta *et al.* (CDF Collaboration), Study of jet shapes in inclusive jet production in $p\bar{p}$ collisions at $\sqrt{s} = 1.96$ TeV, *Phys. Rev. D* **71**, 112002 (2005).
- [3] T. Aaltonen *et al.* (CDF Collaboration), Measurement of b jet shapes in inclusive jet production in $p\bar{p}$ collisions at $\sqrt{s} = 1.96$ TeV, *Phys. Rev. D* **78**, 072005 (2008).
- [4] T. Aaltonen *et al.* (CDF Collaboration), Study of substructure of high transverse momentum jets produced in proton-antiproton collisions at $\sqrt{s} = 1.96$ TeV, *Phys. Rev. D* **85**, 091101 (2012).
- [5] S. Chekanov *et al.* (ZEUS Collaboration), Measurement of subjet multiplicities in neutral current deep inelastic scattering at HERA and determination of α_s , *Phys. Lett. B* **558**, 41 (2003).
- [6] S. Chekanov *et al.* (ZEUS Collaboration), Substructure dependence of jet cross sections at HERA and determination of α_s , *Nucl. Phys.* **B700**, 3 (2004).
- [7] S. Chekanov *et al.* (ZEUS Collaboration), Subjet distributions in deep inelastic scattering at HERA, *Eur. Phys. J. C* **63**, 527 (2009).
- [8] A. Heister *et al.* (ALEPH Collaboration), Studies of QCD at e^+e^- centre-of-mass energies between 91 GeV and 209 GeV, *Eur. Phys. J. C* **35**, 457 (2004).
- [9] P. Abreu *et al.* (DELPHI Collaboration), Tuning and test of fragmentation models based on identified particles and precision event shape data, *Z. Phys. C* **73**, 11 (1996).
- [10] J. Abdallah *et al.* (DELPHI Collaboration), A study of the b -quark fragmentation function with the DELPHI detector at LEP I and an averaged distribution obtained at the Z pole, *Eur. Phys. J. C* **71**, 1557 (2011).
- [11] P. Achard *et al.* (L3 Collaboration), Studies of hadronic event structure in e^+e^- annihilation from 30 GeV to 209 GeV with the L3 detector, *Phys. Rep.* **399**, 71 (2004).
- [12] G. Abbiendi *et al.* (OPAL Collaboration), Measurement of event shape distributions and moments in $e^+e^- \rightarrow$ hadrons at 91 GeV–209 GeV and a determination of α_s , *Eur. Phys. J. C* **40**, 287 (2005).
- [13] K. Ackerstaff *et al.* (OPAL Collaboration), Measurements of flavor dependent fragmentation functions in $Z^0 \rightarrow q\bar{q}$ events, *Eur. Phys. J. C* **7**, 369 (1999).
- [14] K. Abe *et al.* (SLD Collaboration), Production of π^+ , K^+ , K^0 , K^{*0} , ϕ , p and Λ^0 in hadronic Z^0 decays, *Phys. Rev. D* **59**, 052001 (1999).
- [15] K. Abe *et al.* (SLD Collaboration), Measurement of the b quark fragmentation function in Z^0 decays, *Phys. Rev. D* **65**, 092006 (2002); Erratum, *Phys. Rev. D* **66**, 079905(E) (2002).
- [16] S. D. Ellis, C. K. Vermilion, and J. R. Walsh, Techniques for improved heavy particle searches with jet substructure, *Phys. Rev. D* **80**, 051501 (2009).
- [17] A. Altheimer *et al.*, Boosted objects and jet substructure at the LHC, *Eur. Phys. J. C* **74**, 2792 (2014).
- [18] D. d’Enterria and P. Z. Skands, Parton radiation and fragmentation from LHC to FCC-ee, [arXiv:1702.01329](https://arxiv.org/abs/1702.01329).
- [19] A. J. Larkoski, I. Moult, and B. Nachman, Jet substructure at the Large Hadron Collider: A review of recent advances in theory and machine learning, [arXiv:1709.04464](https://arxiv.org/abs/1709.04464).
- [20] S. Marzani, L. Schunk, and G. Soyez, A study of jet mass distributions with grooming, *J. High Energy Phys.* **07** (2017) 132.
- [21] C. Frye, A. J. Larkoski, M. D. Schwartz, and K. Yan, Factorization for groomed jet substructure beyond the next-to-leading logarithm, *J. High Energy Phys.* **07** (2016) 064.
- [22] ATLAS Collaboration, Study of jet shapes in inclusive jet production in pp collisions at $\sqrt{s} = 7$ TeV using the ATLAS detector, *Phys. Rev. D* **83**, 052003 (2011).
- [23] ATLAS Collaboration, ATLAS measurements of the properties of jets for boosted particle searches, *Phys. Rev. D* **86**, 072006 (2012).
- [24] CMS Collaboration, Studies of jet mass in dijet and W/Z +jet events, *J. High Energy Phys.* **05** (2013) 090.
- [25] CMS Collaboration, Measurements of jet charge with dijet events in pp collisions at $\sqrt{s} = 8$ TeV, *J. High Energy Phys.* **10** (2017) 131.
- [26] ATLAS Collaboration, A Measurement of the Soft-Drop Jet Mass in pp Collisions at $\sqrt{s} = 13$ TeV with the ATLAS Detector, *Phys. Rev. Lett.* **121**, 092001 (2018).
- [27] CMS Collaboration, Measurements of the differential jet cross section as a function of the jet mass in dijet events from proton-proton collisions at $\sqrt{s} = 13$ TeV, [arXiv:1807.05974](https://arxiv.org/abs/1807.05974) [*J. High Energy Phys.* (to be published)].
- [28] ATLAS Collaboration, Measurement of jet shapes in top-quark pair events at $\sqrt{s} = 7$ TeV using the ATLAS detector, *Eur. Phys. J. C* **73**, 2676 (2013).
- [29] CMS Collaboration, Measurement of the jet mass in highly boosted $t\bar{t}$ events from pp collisions at $\sqrt{s} = 8$ TeV, *Eur. Phys. J. C* **77**, 467 (2017).
- [30] CMS Collaboration, The CMS trigger system, *J. Instrum.* **12**, P01020 (2017).
- [31] CMS Collaboration, The CMS experiment at the CERN LHC, *J. Instrum.* **3**, S08004 (2008).
- [32] P. Nason, A new method for combining NLO QCD with shower Monte Carlo algorithms, *J. High Energy Phys.* **11** (2004) 040.
- [33] S. Frixione, P. Nason, and C. Oleari, Matching NLO QCD computations with parton shower simulations: The POWHEG method, *J. High Energy Phys.* **11** (2007) 070.
- [34] S. Alioli, P. Nason, C. Oleari, and E. Re, A general framework for implementing NLO calculations in shower Monte Carlo programs: The POWHEG BOX, *J. High Energy Phys.* **06** (2010) 043.
- [35] S. Frixione, P. Nason, and G. Ridolfi, A positive-weight next-to-leading-order Monte Carlo for heavy flavour hadroproduction, *J. High Energy Phys.* **09** (2007) 126.
- [36] M. Czakon and A. Mitov, Top++: A program for the calculation of the top-pair cross-section at hadron colliders, *Comput. Phys. Commun.* **185**, 2930 (2014).
- [37] J. Alwall, R. Frederix, S. Frixione, V. Hirschi, F. Maltoni, O. Mattelaer, H. S. Shao, T. Stelzer, P. Torrielli, and M. Zaro, The automated computation of tree-level and next-to-leading order differential cross sections, and their

- matching to parton shower simulations, *J. High Energy Phys.* **07** (2014) 079.
- [38] R. Frederix and S. Frixione, Merging meets matching in MC@NLO, *J. High Energy Phys.* **12** (2012) 061.
- [39] J. Alwall, S. Höche, F. Krauss, N. Lavesson, L. Lönnblad, F. Maltoni, M. L. Mangano, M. Moretti, C. G. Papadopoulos, F. Piccinini, S. Schumann, M. Treccani, J. Winter, and M. Worek, Comparative study of various algorithms for the merging of parton showers and matrix elements in hadronic collisions, *Eur. Phys. J. C* **53**, 473 (2008).
- [40] T. Melia, P. Nason, R. Rontsch, and G. Zanderighi, W^+W^- , WZ and ZZ production in the POWHEG BOX, *J. High Energy Phys.* **11** (2011) 078.
- [41] E. Re, Single-top Wt -channel production matched with parton showers using the POWHEG method, *Eur. Phys. J. C* **71**, 1547 (2011).
- [42] S. Alioli, P. Nason, C. Oleari, and E. Re, NLO single-top production matched with shower in POWHEG: s - and t -channel contributions, *J. High Energy Phys.* **09** (2009) 111; Erratum, *J. High Energy Phys.* **02** (2010) 011(E).
- [43] S. Frixione, E. Laenen, P. Motylinski, and B. R. Webber, Angular correlations of lepton pairs from vector boson and top quark decays in Monte Carlo simulations, *J. High Energy Phys.* **04** (2007) 081.
- [44] P. Artoisenet, R. Frederix, O. Mattelaer, and R. Rietkerk, Automatic spin-entangled decays of heavy resonances in Monte Carlo simulations, *J. High Energy Phys.* **03** (2013) 015.
- [45] T. Sjöstrand, S. Ask, J. R. Christiansen, R. Corke, N. Desai, P. Ilten, S. Mrenna, S. Prestel, C. O. Rasmussen, and P. Z. Skands, An introduction to PYTHIA 8.2, *Comput. Phys. Commun.* **191**, 159 (2015).
- [46] R. D. Ball *et al.* (NNPDF Collaboration), Parton distributions for the LHC run II, *J. High Energy Phys.* **04** (2015) 040.
- [47] E. Norrbin and T. Sjöstrand, QCD radiation off heavy particles, *Nucl. Phys.* **B603**, 297 (2001).
- [48] B. Andersson, G. Gustafson, G. Ingelman, and T. Sjöstrand, Parton fragmentation and string dynamics, *Phys. Rep.* **97**, 31 (1983).
- [49] T. Sjöstrand, Jet fragmentation of multiparton configurations in a string framework, *Nucl. Phys.* **B248**, 469 (1984).
- [50] M. G. Bowler, e^+e^- production of heavy quarks in the string model, *Z. Phys. C* **11**, 169 (1981).
- [51] CMS Collaboration, Investigations of the impact of the parton shower tuning in PYTHIA 8 in the modelling of $t\bar{t}$ at $\sqrt{s} = 8$ and 13 TeV, CERN Technical Report No. CMS-PAS-TOP-16-021, 2016, <http://cds.cern.ch/record/2235192>.
- [52] CMS Collaboration, Event generator tunes obtained from underlying event and multiparton scattering measurements, *Eur. Phys. J. C* **76**, 155 (2016).
- [53] M. Bähr, S. Gieseke, M. A. Gigg, D. Grellscheid, K. Hamilton, O. Latunde-Dada, S. Plätzer, P. Richardson, M. H. Seymour, A. Sherstnev, and B. R. Webber, HERWIG++ physics and manual, *Eur. Phys. J. C* **58**, 639 (2008).
- [54] S. Gieseke, P. Stephens, and B. Webber, New formalism for QCD parton showers, *J. High Energy Phys.* **12** (2003) 045.
- [55] B. R. Webber, A QCD model for jet fragmentation including soft gluon interference, *Nucl. Phys.* **B238**, 492 (1984).
- [56] S. Agostinelli *et al.* (GEANT4 Collaboration), GEANT4—a simulation toolkit, *Nucl. Instrum. Methods Phys. Res., Sect. A* **506**, 250 (2003).
- [57] J. Bellm *et al.*, HERWIG 7.0/HERWIG++ 3.0 release note, *Eur. Phys. J. C* **76**, 196 (2016).
- [58] T. Gleisberg, S. Hoeche, F. Krauss, M. Schonherr, S. Schumann, F. Siegert, and J. Winter, Event generation with SHERPA 1.1, *J. High Energy Phys.* **02** (2009) 007.
- [59] S. Frixione and B. R. Webber, Matching NLO QCD computations and parton shower simulations, *J. High Energy Phys.* **06** (2002) 029.
- [60] S. Schumann and F. Krauss, A parton shower algorithm based on Catani-Seymour dipole factorisation, *J. High Energy Phys.* **03** (2008) 038.
- [61] J.-C. Winter, F. Krauss, and G. Soff, A modified cluster hadronization model, *Eur. Phys. J. C* **36**, 381 (2004).
- [62] S. Catani, B. R. Webber, and G. Marchesini, QCD coherent branching and semiinclusive processes at large x , *Nucl. Phys.* **B349**, 635 (1991).
- [63] S. Höche and S. Prestel, The midpoint between dipole and parton showers, *Eur. Phys. J. C* **75**, 461 (2015).
- [64] S. Höche and S. Prestel, Triple collinear emissions in parton showers, *Phys. Rev. D* **96**, 074017 (2017).
- [65] S. Höche, F. Krauss, and S. Prestel, Implementing NLO DGLAP evolution in parton showers, *J. High Energy Phys.* **10** (2017) 093.
- [66] T. Sjöstrand and M. van Zijl, A multiple interaction model for the event structure in hadron collisions, *Phys. Rev. D* **36**, 2019 (1987).
- [67] J. M. Butterworth, J. R. Forshaw, and M. H. Seymour, Multiparton interactions in photoproduction at HERA, *Z. Phys. C* **72**, 637 (1996).
- [68] I. Borozan and M. H. Seymour, An eikonal model for multiparticle production in hadron hadron interactions, *J. High Energy Phys.* **09** (2002) 015.
- [69] M. Bahr, S. Gieseke, and M. H. Seymour, Simulation of multiple partonic interactions in HERWIG ++, *J. High Energy Phys.* **07** (2008) 076.
- [70] S. Gieseke, C. Rohr, and A. Siodmok, Colour reconnections in HERWIG ++, *Eur. Phys. J. C* **72**, 2225 (2012).
- [71] CMS Collaboration, Particle-flow reconstruction and global event description with the CMS detector, *J. Instrum.* **12**, P10003 (2017).
- [72] M. Cacciari, G. P. Salam, and G. Soyez, The anti- k_t jet clustering algorithm, *J. High Energy Phys.* **04** (2008) 063.
- [73] M. Cacciari, G. P. Salam, and G. Soyez, FastJet user manual, *Eur. Phys. J. C* **72**, 1896 (2012).
- [74] CMS Collaboration, Jet energy scale and resolution in the CMS experiment in pp collisions at 8 TeV, *J. Instrum.* **12**, P02014 (2017).
- [75] CMS Collaboration, Performance of electron reconstruction and selection with the CMS detector in proton-proton collisions at $\sqrt{s} = 8$ TeV, *J. Instrum.* **10**, P06005 (2015).
- [76] CMS Collaboration, Performance of the CMS muon detector and muon reconstruction with proton-proton collisions at $\sqrt{s} = 13$ TeV, *J. Instrum.* **13**, P06015 (2018).
- [77] CMS Collaboration, Identification of b -quark jets with the CMS experiment, *J. Instrum.* **8**, P04013 (2013).

- [78] CMS Collaboration, Identification of heavy-flavour jets with the CMS detector in pp collisions at 13 TeV, *J. Instrum.* **13**, P05011 (2018).
- [79] CMS Collaboration, Object definitions for top quark analyses at the particle level, CERN Technical Report No. CMS-NOTE-2017-004, 2017, <https://cds.cern.ch/record/2267573>.
- [80] M. Cacciari, G.P. Salam, and G. Soyez, The catchment area of jets, *J. High Energy Phys.* **04** (2008) 005.
- [81] S. Schmitt, TUnfold: An algorithm for correcting migration effects in high energy physics, *J. Instrum.* **7**, T10003 (2012).
- [82] CMS Collaboration, Measurement of the inelastic proton-proton cross section at $\sqrt{s} = 13$ TeV, *J. High Energy Phys.* **07** (2018) 161.
- [83] M. Aliev, H. Lacker, U. Langenfeld, S. Moch, P. Uwer, and M. Wiedermann, HATHOR: Hadronic top and heavy quarks cross section calculator, *Comput. Phys. Commun.* **182**, 1034 (2011).
- [84] P. Kant, O. M. Kind, T. Kintscher, T. Lohse, T. Martini, S. Mölbitz, P. Rieck, and P. Uwer, HatHor for single top-quark production: Updated predictions and uncertainty estimates for single top-quark production in hadronic collisions, *Comput. Phys. Commun.* **191**, 74 (2015).
- [85] N. Kidonakis, Two-loop soft anomalous dimensions for single top quark associated production with a W- or H-, *Phys. Rev. D* **82**, 054018 (2010).
- [86] N. Kidonakis, Top quark production, in *Proceedings of Helmholtz International Summer School on Physics of Heavy Quarks and Hadrons (HQ 2013)*, JINR, Dubna, Russia, 2013 (2014), p. 139.
- [87] S. Dulat, T.-J. Hou, J. Gao, M. Guzzi, J. Huston, P. Nadolsky, J. Pumplin, C. Schmidt, D. Stump, and C. P. Yuan, New parton distribution functions from a global analysis of quantum chromodynamics, *Phys. Rev. D* **93**, 033006 (2016).
- [88] L. A. Harland-Lang, A. D. Martin, P. Motylinski, and R. S. Thorne, Parton distributions in the LHC era: MMHT 2014 PDFs, *Eur. Phys. J. C* **75**, 204 (2015).
- [89] J.R. Christiansen and P.Z. Skands, String formation beyond leading colour, *J. High Energy Phys.* **08** (2015) 003.
- [90] S. Argyropoulos and T. Sjöstrand, Effects of color reconnection on $t\bar{t}$ final states at the LHC, *J. High Energy Phys.* **11** (2014) 043.
- [91] A. Heister *et al.* (ALEPH Collaboration), Study of the fragmentation of b quarks into B mesons at the Z peak, *Phys. Lett. B* **512**, 30 (2001).
- [92] G. Abbiendi *et al.* (OPAL Collaboration), Inclusive analysis of the b quark fragmentation function in Z decays at LEP, *Eur. Phys. J. C* **29**, 463 (2003).
- [93] C. Peterson, D. Schlatter, I. Schmitt, and P.M. Zerwas, Scaling violations in inclusive e^+e^- annihilation spectra, *Phys. Rev. D* **27**, 105 (1983).
- [94] C. Patrignani *et al.* (Particle Data Group), Review of particle physics, *Chin. Phys. C* **40**, 100001 (2016).
- [95] CMS Collaboration, Measurement of the top quark mass using proton-proton data at $\sqrt{s} = 7$ and 8 TeV, *Phys. Rev. D* **93**, 072004 (2016).
- [96] CMS Collaboration, Measurement of differential cross sections for top quark pair production using the lepton + jets final state in proton-proton collisions at 13 TeV, *Phys. Rev. D* **95**, 092001 (2017).
- [97] CMS Collaboration, Measurement of normalized differential $t\bar{t}$ cross sections in the dilepton channel from pp collisions at $\sqrt{s} = 13$ TeV, *J. High Energy Phys.* **04** (2018) 060.
- [98] CMS Collaboration, Description and performance of track and primary-vertex reconstruction with the CMS tracker, *J. Instrum.* **9**, P10009 (2014).
- [99] A. Buckley and M. Whalley, HepData reloaded: Reinventing the HEP data archive, *Proc. Sci. ACAT2010* (2010) 067.
- [100] E. Maguire, L. Heinrich, and G. Watt, HEPData: A repository for high energy physics data, *J. Phys. Conf. Ser.* **898**, 102006 (2017).
- [101] A. J. Larkoski, J. Thaler, and W. J. Waalewijn, Gaining (mutual) information about quark/gluon discrimination, *J. High Energy Phys.* **11** (2014) 129.
- [102] D. Bertolini, T. Chan, and J. Thaler, Jet observables without jet algorithms, *J. High Energy Phys.* **04** (2014) 013.
- [103] A. J. Larkoski, D. Neill, and J. Thaler, Jet shapes with the broadening axis, *J. High Energy Phys.* **04** (2014) 017.
- [104] A. J. Larkoski, S. Marzani, and J. Thaler, Sudakov safety in perturbative QCD, *Phys. Rev. D* **91**, 111501 (2015).
- [105] ATLAS Collaboration, ATLAS run 1 PYTHIA 8 tunes, CERN Technical Report No. ATL-PHYS-PUB-2014-021, 2014, <http://cds.cern.ch/record/1966419>.
- [106] ATLAS Collaboration, Measurement of the charged-particle multiplicity inside jets from $\sqrt{s} = 8$ TeV pp collisions with the ATLAS detector, *Eur. Phys. J. C* **76**, 322 (2016).
- [107] CMS Collaboration, Search for a Higgs boson in the decay channel $H \rightarrow ZZ^{(*)} \rightarrow q\bar{q}\ell^-\ell^+$ in pp collisions at $\sqrt{s} = 7$ TeV, *J. High Energy Phys.* **04** (2012) 036.
- [108] J. R. Andersen *et al.*, Les Houches 2015: Physics at TeV Colliders Standard Model Working Group Report, in *Proceedings of 9th Les Houches Workshop on Physics at TeV Colliders (PhysTeV 2015) Les Houches, France, 2015* [arXiv:1605.04692].
- [109] S. Catani, G. Turnock, and B. Webber, Jet broadening measures in e^+e^- annihilation, *Phys. Lett. B* **295**, 269 (1992).
- [110] P. Rakow and B. Webber, Transverse momentum moments of hadron distributions in QCD jets, *Nucl. Phys.* **B191**, 63 (1981).
- [111] R. Keith Ellis and B. R. Webber, QCD jet broadening in hadron hadron collisions, in *Physics of the Superconducting Supercollider Proceedings, 1986 Summer Study*, edited by R. Donaldson and J. N. Marx, (American Institute of Physics, 1986), p. 74.
- [112] E. Farhi, Quantum Chromodynamics Test for Jets, *Phys. Rev. Lett.* **39**, 1587 (1977).
- [113] S. V. Chekanov and J. Proudfoot, Searches for TeV-scale particles at the LHC using jet shapes, *Phys. Rev. D* **81**, 114038 (2010).
- [114] Y. L. Dokshitzer, G. D. Leder, S. Moretti, and B. R. Webber, Better jet clustering algorithms, *J. High Energy Phys.* **08** (1997) 001.

- [115] M. Wöbisch and T. Wengler, Hadronization corrections to jet cross sections in deep-inelastic scattering, [arXiv:hep-ph/9907280](https://arxiv.org/abs/hep-ph/9907280).
- [116] A. J. Larkoski, S. Marzani, G. Soyez, and J. Thaler, Soft drop, *J. High Energy Phys.* **05** (2014) 146.
- [117] M. Dasgupta, A. Fregoso, S. Marzani, and G. P. Salam, Towards an understanding of jet substructure, *J. High Energy Phys.* **09** (2013) 029.
- [118] A. Larkoski, S. Marzani, J. Thaler, A. Tripathy, and W. Xue, Exposing the QCD Splitting Function with CMS Open Data, *Phys. Rev. Lett.* **119**, 132003 (2017).
- [119] CMS Collaboration, Measurement of the Splitting Function in pp and PbPb Collisions at $\sqrt{s_{NN}} = 5.02$ TeV, *Phys. Rev. Lett.* **120**, 142302 (2018).
- [120] C. Frye, A. J. Larkoski, J. Thaler, and K. Zhou, Casimir meets Poisson: Improved quark/gluon discrimination with counting observables, *J. High Energy Phys.* **09** (2017) 083.
- [121] S. D. Ellis and D. E. Soper, Successive combination jet algorithm for hadron collisions, *Phys. Rev. D* **48**, 3160 (1993).
- [122] J. Thaler and K. Van Tilburg, Identifying boosted objects with N-subjettiness, *J. High Energy Phys.* **03** (2011) 015.
- [123] J. Thaler and K. Van Tilburg, Maximizing boosted top identification by minimizing N-subjettiness, *J. High Energy Phys.* **02** (2012) 093.
- [124] A. J. Larkoski, G. P. Salam, and J. Thaler, Energy correlation functions for jet substructure, *J. High Energy Phys.* **06** (2013) 108.
- [125] I. Moutl, L. Necib, and J. Thaler, New angles on energy correlation functions, *J. High Energy Phys.* **12** (2016) 153.
- [126] C. Bierlich, G. Gustafson, L. Lönnblad, and A. Tarasov, Effects of overlapping strings in pp collisions, *J. High Energy Phys.* **03** (2015) 148.

A. M. Sirunyan,¹ A. Tumasyan,¹ W. Adam,² F. Ambrogio,² E. Asilar,² T. Bergauer,² J. Brandstetter,² E. Brondolin,² M. Dragicevic,² J. Erö,² A. Escalante Del Valle,² M. Flechl,² R. Frühwirth,^{2,b} V. M. Ghete,² J. Hrubec,² M. Jeitler,^{2,b} N. Krammer,² I. Krätschmer,² D. Liko,² T. Madlener,² I. Mikulec,² N. Rad,² H. Rohringer,² J. Schieck,^{2,b} R. Schöfbeck,² M. Spanring,² D. Spitzbart,² A. Taurok,² W. Waltenberger,² J. Wittmann,² C.-E. Wulz,^{2,b} M. Zarucki,² V. Chekhovskiy,³ V. Mossolov,³ J. Suarez Gonzalez,³ E. A. De Wolf,⁴ D. Di Croce,⁴ X. Janssen,⁴ J. Lauwers,⁴ M. Pieters,⁴ M. Van De Klundert,⁴ H. Van Haeve, ⁴ P. Van Mechelen,⁴ N. Van Remortel,⁴ S. Abu Zeid,⁵ F. Blekman,⁵ J. D'Hondt,⁵ I. De Bruyn,⁵ J. De Clercq,⁵ K. Deroover,⁵ G. Flouris,⁵ D. Lontkovskiy,⁵ S. Lowette,⁵ I. Marchesini,⁵ S. Moortgat,⁵ L. Moreels,⁵ Q. Python,⁵ K. Skovpen,⁵ S. Tavernier,⁵ W. Van Doninck,⁵ P. Van Mulders,⁵ I. Van Parijs,⁵ D. Beghin,⁶ B. Bilin,⁶ H. Brun,⁶ B. Clerbaux,⁶ G. De Lentdecker,⁶ H. Delannoy,⁶ B. Dorney,⁶ G. Fasanella,⁶ L. Favart,⁶ R. Goldouzian,⁶ A. Grebenyuk,⁶ A. K. Kalsi,⁶ T. Lenzi,⁶ J. Luetic,⁶ N. Postiau,⁶ E. Starling,⁶ L. Thomas,⁶ C. Vander Velde,⁶ P. Vanlaer,⁶ D. Vannerom,⁶ Q. Wang,⁶ T. Cornelis,⁷ D. Dobur,⁷ A. Fagot,⁷ M. Gul,⁷ I. Khvastunov,^{7,c} D. Poyraz,⁷ C. Roskas,⁷ D. Trocino,⁷ M. Tytgat,⁷ W. Verbeke,⁷ B. Vermassen,⁷ M. Vit,⁷ N. Zaganidis,⁷ H. Bakhshiansohi,⁸ O. Bondu,⁸ S. Brochet,⁸ G. Bruno,⁸ C. Caputo,⁸ P. David,⁸ C. Delaere,⁸ M. Delcourt,⁸ B. Francois,⁸ A. Giammanco,⁸ G. Krintiras,⁸ V. Lemaître,⁸ A. Magitteri,⁸ A. Mertens,⁸ M. Musich,⁸ K. Piotrkowski,⁸ A. Saggio,⁸ M. Vidal Marono,⁸ S. Wertz,⁸ J. Zobec,⁸ F. L. Alves,⁹ G. A. Alves,⁹ L. Brito,⁹ G. Correia Silva,⁹ C. Hensel,⁹ A. Moraes,⁹ M. E. Pol,⁹ P. Rebello Teles,⁹ E. Belchior Batista Das Chagas,¹⁰ W. Carvalho,¹⁰ J. Chinellato,^{10,d} E. Coelho,¹⁰ E. M. Da Costa,¹⁰ G. G. Da Silveira,^{10,e} D. De Jesus Damiao,¹⁰ C. De Oliveira Martins,¹⁰ S. Fonseca De Souza,¹⁰ H. Malbouisson,¹⁰ D. Matos Figueiredo,¹⁰ M. Melo De Almeida,¹⁰ C. Mora Herrera,¹⁰ L. Mundim,¹⁰ H. Nogima,¹⁰ W. L. Prado Da Silva,¹⁰ L. J. Sanchez Rosas,¹⁰ A. Santoro,¹⁰ A. Sznajder,¹⁰ M. Thiel,¹⁰ E. J. Tonelli Manganote,^{10,d} F. Torres Da Silva De Araujo,¹⁰ A. Vilela Pereira,¹⁰ S. Ahuja,^{11a} C. A. Bernardes,^{11a} L. Calligaris,^{11a} T. R. Fernandez Perez Tomei,^{11a} E. M. Gregores,^{11a,11b} P. G. Mercadante,^{11a,11b} S. F. Novaes,^{11a} Sandra S. Padula,^{11a} D. Romero Abad,^{11a,11b} A. Aleksandrov,¹² R. Hadjiiska,¹² P. Iaydjiev,¹² A. Marinov,¹² M. Misheva,¹² M. Rodozov,¹² M. Shopova,¹² G. Sultanov,¹² A. Dimitrov,¹³ L. Litov,¹³ B. Pavlov,¹³ P. Petkov,¹³ W. Fang,^{14,f} X. Gao,^{14,f} L. Yuan,¹⁴ M. Ahmad,¹⁵ J. G. Bian,¹⁵ G. M. Chen,¹⁵ H. S. Chen,¹⁵ M. Chen,¹⁵ Y. Chen,¹⁵ C. H. Jiang,¹⁵ D. Leggat,¹⁵ H. Liao,¹⁵ Z. Liu,¹⁵ F. Romeo,¹⁵ S. M. Shaheen,¹⁵ A. Spiezia,¹⁵ J. Tao,¹⁵ C. Wang,¹⁵ Z. Wang,¹⁵ E. Yazgan,¹⁵ H. Zhang,¹⁵ J. Zhao,¹⁵ Y. Ban,¹⁶ G. Chen,¹⁶ A. Levin,¹⁶ J. Li,¹⁶ L. Li,¹⁶ Q. Li,¹⁶ Y. Mao,¹⁶ S. J. Qian,¹⁶ D. Wang,¹⁶ Z. Xu,¹⁶ Y. Wang,¹⁷ C. Avila,¹⁸ A. Cabrera,¹⁸ C. A. Carrillo Montoya,¹⁸ L. F. Chaparro Sierra,¹⁸ C. Florez,¹⁸ C. F. González Hernández,¹⁸ M. A. Segura Delgado,¹⁸ B. Courbon,¹⁹ N. Godinovic,¹⁹ D. Lelas,¹⁹ I. Puljak,¹⁹ T. Sculac,¹⁹ Z. Antunovic,²⁰ M. Kovac,²⁰ V. Brigljevic,²¹ D. Ferencek,²¹ K. Kadija,²¹ B. Mesic,²¹ A. Starodumov,^{21,g} T. Susa,²¹ M. W. Ather,²² A. Attikis,²² M. Kolosova,²² G. Mavromanolakis,²² J. Mousa,²² C. Nicolaou,²² F. Ptochos,²² P. A. Razis,²² H. Rykaczewski,²² M. Finger,^{23,h} M. Finger Jr.,^{23,h} E. Ayala,²⁴ E. Carrera Jarrin,²⁵ H. Abdalla,^{26,i} A. A. Abdelalim,^{26,j,k} A. Mohamed,^{26,k} S. Bhowmik,²⁷ A. Carvalho Antunes De Oliveira,²⁷ R. K. Dewanjee,²⁷ K. Ehataht,²⁷ M. Kadastik,²⁷ M. Raidal,²⁷ C. Veelken,²⁷ P. Eerola,²⁸ H. Kirschenmann,²⁸ J. Pekkanen,²⁸ M. Voutilainen,²⁸

J. Havukainen,²⁹ J. K. Heikkilä,²⁹ T. Järvinen,²⁹ V. Karimäki,²⁹ R. Kinnunen,²⁹ T. Lampén,²⁹ K. Lassila-Perini,²⁹ S. Laurila,²⁹ S. Lehti,²⁹ T. Lindén,²⁹ P. Luukka,²⁹ T. Mäenpää,²⁹ H. Siikonen,²⁹ E. Tuominen,²⁹ J. Tuominiemi,²⁹ T. Tuuva,³⁰ M. Besancon,³¹ F. Couderc,³¹ M. Dejardin,³¹ D. Denegri,³¹ J. L. Faure,³¹ F. Ferri,³¹ S. Ganjour,³¹ A. Givernaud,³¹ P. Gras,³¹ G. Hamel de Monchenault,³¹ P. Jarry,³¹ C. Leloup,³¹ E. Locci,³¹ J. Malcles,³¹ G. Negro,³¹ J. Rander,³¹ A. Rosowsky,³¹ M. Ö. Sahin,³¹ M. Titov,³¹ A. Abdulsalam,^{32,1} C. Amendola,³² I. Antropov,³² F. Beaudette,³² P. Busson,³² C. Charlotte,³² R. Granier de Cassagnac,³² I. Kucher,³² S. Lisniak,³² A. Lobanov,³² J. Martin Blanco,³² M. Nguyen,³² C. Ochando,³² G. Ortona,³² P. Paganini,³² P. Pigard,³² R. Salerno,³² J. B. Sauvan,³² Y. Sirois,³² A. G. Stahl Leitton,³² A. Zabi,³² A. Zghiche,³² J.-L. Agram,^{33,m} J. Andrea,³³ D. Bloch,³³ J.-M. Brom,³³ E. C. Chabert,³³ V. Cherepanov,³³ C. Collard,³³ E. Conte,^{33,m} J.-C. Fontaine,^{33,m} D. Gelé,³³ U. Goerlach,³³ M. Jansová,³³ A.-C. Le Bihan,³³ N. Taroni,³³ P. Van Hove,³³ S. Gadrat,³⁴ S. Beauceron,³⁵ C. Bernet,³⁵ G. Boudoul,³⁵ N. Chanon,³⁵ R. Chierici,³⁵ D. Contardo,³⁵ P. Depasse,³⁵ H. El Mamouni,³⁵ J. Fay,³⁵ L. Finco,³⁵ S. Gascon,³⁵ M. Gouzevitch,³⁵ G. Grenier,³⁵ B. Ille,³⁵ F. Lagarde,³⁵ I. B. Laktineh,³⁵ H. Lataud,³⁵ M. Lethuillier,³⁵ L. Mirabito,³⁵ A. L. Pequegnot,³⁵ S. Perries,³⁵ A. Popov,^{35,n} V. Sordini,³⁵ M. Vander Donckt,³⁵ S. Viret,³⁵ S. Zhang,³⁵ T. Toriashvili,^{36,o} D. Lomidze,³⁷ C. Autermann,³⁸ L. Feld,³⁸ M. K. Kieser,³⁸ K. Klein,³⁸ M. Lipinski,³⁸ M. Preuten,³⁸ M. P. Rauch,³⁸ C. Schomakers,³⁸ J. Schulz,³⁸ M. Teroerde,³⁸ B. Wittmer,³⁸ V. Zhukov,^{38,n} A. Albert,³⁹ D. Duchardt,³⁹ M. Endres,³⁹ M. Erdmann,³⁹ T. Esch,³⁹ R. Fischer,³⁹ S. Ghosh,³⁹ A. Güth,³⁹ T. Hebbeker,³⁹ C. Heidemann,³⁹ K. Hoepfner,³⁹ H. Keller,³⁹ S. Knutzen,³⁹ L. Mastrolorenzo,³⁹ M. Merschmeyer,³⁹ A. Meyer,³⁹ P. Millet,³⁹ S. Mukherjee,³⁹ T. Pook,³⁹ M. Radziej,³⁹ H. Reithler,³⁹ M. Rieger,³⁹ F. Scheuch,³⁹ A. Schmidt,³⁹ D. Teyssier,³⁹ G. Flügge,⁴⁰ O. Hlushchenko,⁴⁰ B. Kargoll,⁴⁰ T. Kress,⁴⁰ A. Künsken,⁴⁰ T. Müller,⁴⁰ A. Nehr Korn,⁴⁰ A. Nowack,⁴⁰ C. Pistone,⁴⁰ O. Pooth,⁴⁰ H. Sert,⁴⁰ A. Stahl,^{40,p} M. Aldaya Martin,⁴¹ T. Arndt,⁴¹ C. Asawatangtrakuldee,⁴¹ I. Babounikau,⁴¹ K. Beernaert,⁴¹ O. Behnke,⁴¹ U. Behrens,⁴¹ A. Bermúdez Martínez,⁴¹ D. Bertsche,⁴¹ A. A. Bin Anuar,⁴¹ K. Borras,^{41,q} V. Botta,⁴¹ A. Campbell,⁴¹ P. Connor,⁴¹ C. Contreras-Campana,⁴¹ F. Costanza,⁴¹ V. Danilov,⁴¹ A. De Wit,⁴¹ M. M. Defranchis,⁴¹ C. Diez Pardos,⁴¹ D. Domínguez Damiani,⁴¹ G. Eckerlin,⁴¹ T. Eichhorn,⁴¹ A. Elwood,⁴¹ E. Eren,⁴¹ E. Gallo,^{41,r} A. Geiser,⁴¹ J. M. Grados Luyando,⁴¹ A. Grohsjean,⁴¹ P. Gunnellini,⁴¹ M. Guthoff,⁴¹ M. Haranko,⁴¹ A. Harb,⁴¹ J. Hauk,⁴¹ H. Jung,⁴¹ M. Kasemann,⁴¹ J. Keaveney,⁴¹ C. Kleinwort,⁴¹ J. Knolle,⁴¹ D. Krücker,⁴¹ W. Lange,⁴¹ A. Lelek,⁴¹ T. Lenz,⁴¹ K. Lipka,⁴¹ W. Lohmann,^{41,s} R. Mankel,⁴¹ I.-A. Melzer-Pellmann,⁴¹ A. B. Meyer,⁴¹ M. Meyer,⁴¹ M. Missiroli,⁴¹ G. Mittag,⁴¹ J. Mnich,⁴¹ V. Myronenko,⁴¹ S. K. Pflitsch,⁴¹ D. Pitzl,⁴¹ A. Raspereza,⁴¹ M. Savitskyi,⁴¹ P. Saxena,⁴¹ P. Schütze,⁴¹ C. Schwanenberger,⁴¹ R. Shevchenko,⁴¹ A. Singh,⁴¹ N. Stefaniuk,⁴¹ H. Tholen,⁴¹ O. Turkot,⁴¹ A. Vagnerini,⁴¹ G. P. Van Onsem,⁴¹ R. Walsh,⁴¹ Y. Wen,⁴¹ K. Wichmann,⁴¹ C. Wissing,⁴¹ O. Zenaiev,⁴¹ R. Aggleton,⁴² S. Bein,⁴² L. Benato,⁴² A. Benecke,⁴² V. Blobel,⁴² M. Centis Vignali,⁴² T. Dreyer,⁴² E. Garutti,⁴² D. Gonzalez,⁴² J. Haller,⁴² A. Hinemann,⁴² A. Karavdina,⁴² G. Kasieczka,⁴² R. Klanner,⁴² R. Kogler,⁴² N. Kovalchuk,⁴² S. Kurz,⁴² V. Kutzner,⁴² J. Lange,⁴² D. Marconi,⁴² J. Multhaup,⁴² M. Niedziela,⁴² D. Nowatschin,⁴² A. Pericane,⁴² A. Reimers,⁴² O. Rieger,⁴² C. Scharf,⁴² P. Schlexer,⁴² S. Schumann,⁴² J. Schwandt,⁴² J. Sonneveld,⁴² H. Stadie,⁴² G. Steinbrück,⁴² F. M. Stober,⁴² M. Stöver,⁴² D. Troendle,⁴² A. Vanhoefer,⁴² B. Vormwald,⁴² M. Akbiyik,⁴³ C. Barth,⁴³ M. Baselga,⁴³ S. Baur,⁴³ E. Butz,⁴³ R. Caspart,⁴³ T. Chwalek,⁴³ F. Colombo,⁴³ W. De Boer,⁴³ A. Dierlamm,⁴³ N. Faltermann,⁴³ B. Freund,⁴³ M. Giffels,⁴³ M. A. Harrendorf,⁴³ F. Hartmann,^{43,p} S. M. Heindl,⁴³ U. Husemann,⁴³ F. Kassel,^{43,p} I. Katkov,^{43,n} S. Kudella,⁴³ H. Mildner,⁴³ S. Mitra,⁴³ M. U. Mozer,⁴³ Th. Müller,⁴³ M. Plagge,⁴³ G. Quast,⁴³ K. Rabbertz,⁴³ M. Schröder,⁴³ I. Shvetsov,⁴³ G. Sieber,⁴³ H. J. Simonis,⁴³ R. Ulrich,⁴³ S. Wayand,⁴³ M. Weber,⁴³ T. Weiler,⁴³ S. Williamson,⁴³ C. Wöhrmann,⁴³ R. Wolf,⁴³ G. Anagnostou,⁴⁴ G. Daskalakis,⁴⁴ T. Geralis,⁴⁴ A. Kyriakis,⁴⁴ D. Loukas,⁴⁴ G. Paspalaki,⁴⁴ I. Topsis-Giotis,⁴⁴ G. Karathanasis,⁴⁵ S. Kesisoglou,⁴⁵ P. Kontaxakis,⁴⁵ A. Panagiotou,⁴⁵ N. Saoulidou,⁴⁵ E. Tziaferi,⁴⁵ K. Vellidis,⁴⁵ K. Kousouris,⁴⁶ I. Papakrivopoulos,⁴⁶ G. Tsipolitis,⁴⁶ I. Evangelou,⁴⁷ C. Foudas,⁴⁷ P. Giannelis,⁴⁷ P. Katsoulis,⁴⁷ P. Kokkas,⁴⁷ S. Mallios,⁴⁷ N. Manthos,⁴⁷ I. Papadopoulos,⁴⁷ E. Paradas,⁴⁷ J. Strogas,⁴⁷ F. A. Triantis,⁴⁷ D. Tsiaronis,⁴⁷ M. Bartók,^{48,t} M. Csanad,⁴⁸ N. Filipovic,⁴⁸ P. Major,⁴⁸ M. I. Nagy,⁴⁸ G. Pasztor,⁴⁸ O. Surányi,⁴⁸ G. I. Veres,⁴⁸ G. Bencze,⁴⁹ C. Hajdu,⁴⁹ D. Horvath,^{49,u} Á. Hunyadi,⁴⁹ F. Sikler,⁴⁹ T. Á. Vámi,⁴⁹ V. Veszpremi,⁴⁹ G. Vesztegombi,^{49,a,t} N. Beni,⁵⁰ S. Czellar,⁵⁰ J. Karancsi,^{50,v} A. Makovec,⁵⁰ J. Molnar,⁵⁰ Z. Szillasi,⁵⁰ P. Raics,⁵¹ Z. L. Trocsanyi,⁵¹ B. Ujvari,⁵¹ S. Choudhury,⁵² J. R. Komaragiri,⁵² P. C. Tiwari,⁵² S. Bahinipati,^{53,w} C. Kar,⁵³ P. Mal,⁵³ K. Mandal,⁵³ A. Nayak,^{53,x} D. K. Sahoo,^{53,w} S. K. Swain,⁵³ S. Bansal,⁵⁴ S. B. Beri,⁵⁴ V. Bhatnagar,⁵⁴ S. Chauhan,⁵⁴ R. Chawla,⁵⁴ N. Dhingra,⁵⁴ R. Gupta,⁵⁴ A. Kaur,⁵⁴ A. Kaur,⁵⁴ M. Kaur,⁵⁴ S. Kaur,⁵⁴ R. Kumar,⁵⁴ P. Kumari,⁵⁴ M. Lohan,⁵⁴ A. Mehta,⁵⁴ K. Sandeep,⁵⁴ S. Sharma,⁵⁴ J. B. Singh,⁵⁴ G. Walia,⁵⁴ A. Bhardwaj,⁵⁵ B. C. Choudhary,⁵⁵ R. B. Garg,⁵⁵ M. Gola,⁵⁵ S. Keshri,⁵⁵ Ashok Kumar,⁵⁵ S. Malhotra,⁵⁵ M. Naimuddin,⁵⁵ P. Priyanka,⁵⁵ K. Ranjan,⁵⁵ Aashaq Shah,⁵⁵ R. Sharma,⁵⁵ R. Bhardwaj,^{56,y}

M. Bharti,⁵⁶ R. Bhattacharya,⁵⁶ S. Bhattacharya,⁵⁶ U. Bhawandeep,^{56,y} D. Bhowmik,⁵⁶ S. Dey,⁵⁶ S. Dutt,^{56,y} S. Dutta,⁵⁶ S. Ghosh,⁵⁶ K. Mondal,⁵⁶ S. Nandan,⁵⁶ A. Purohit,⁵⁶ P. K. Rout,⁵⁶ A. Roy,⁵⁶ S. Roy Chowdhury,⁵⁶ S. Sarkar,⁵⁶ M. Sharan,⁵⁶ B. Singh,⁵⁶ S. Thakur,^{56,y} P. K. Behera,⁵⁷ R. Chudasama,⁵⁸ D. Dutta,⁵⁸ V. Jha,⁵⁸ V. Kumar,⁵⁸ P. K. Netrakanti,⁵⁸ L. M. Pant,⁵⁸ P. Shukla,⁵⁸ T. Aziz,⁵⁹ M. A. Bhat,⁵⁹ S. Dugad,⁵⁹ G. B. Mohanty,⁵⁹ N. Sur,⁵⁹ B. Sutar,⁵⁹ Ravindra Kumar Verma,⁵⁹ S. Banerjee,⁶⁰ S. Bhattacharya,⁶⁰ S. Chatterjee,⁶⁰ P. Das,⁶⁰ M. Guchait,⁶⁰ Sa. Jain,⁶⁰ S. Karmakar,⁶⁰ S. Kumar,⁶⁰ M. Maity,^{60,z} G. Majumder,⁶⁰ K. Mazumdar,⁶⁰ N. Sahoo,⁶⁰ T. Sarkar,^{60,z} S. Chauhan,⁶¹ S. Dube,⁶¹ V. Hegde,⁶¹ A. Kapoor,⁶¹ K. Kotheekar,⁶¹ S. Pandey,⁶¹ A. Rane,⁶¹ S. Sharma,⁶¹ S. Chenarani,^{62,aa} E. Eskandari Tadavani,⁶² S. M. Etesami,^{62,aa} M. Khakzad,⁶² M. Mohammadi Najafabadi,⁶² M. Naseri,⁶² F. Rezaei Hosseinabadi,⁶² B. Safarzadeh,^{62,bb} M. Zeinali,⁶² M. Felcini,⁶³ M. Grunewald,⁶³ M. Abbrescia,^{64a,64b} C. Calabria,^{64a,64b} A. Colaleo,^{64a} D. Creanza,^{64a,64c} L. Cristella,^{64a,64b} N. De Filippis,^{64a,64c} M. De Palma,^{64a,64b} A. Di Florio,^{64a,64b} F. Errico,^{64a,64b} L. Fiore,^{64a} A. Gelmi,^{64a,64b} G. Iaselli,^{64a,64c} S. Lezki,^{64a,64b} G. Maggi,^{64a,64c} M. Maggi,^{64a} G. Miniello,^{64a,64b} S. My,^{64a,64b} S. Nuzzo,^{64a,64b} A. Pompili,^{64a,64b} G. Pugliese,^{64a,64c} R. Radogna,^{64a} A. Ranieri,^{64a} G. Selvaggi,^{64a,64b} A. Sharma,^{64a} L. Silvestris,^{64a,p} R. Venditti,^{64a} P. Verwilligen,^{64a} G. Zito,^{64a} G. Abbiendi,^{65a} C. Battilana,^{65a,65b} D. Bonacorsi,^{65a,65b} L. Borgonovi,^{65a,65b} S. Braibant-Giacomelli,^{65a,65b} R. Campanini,^{65a,65b} P. Capiluppi,^{65a,65b} A. Castro,^{65a,65b} F. R. Cavallo,^{65a} S. S. Chhibra,^{65a,65b} C. Ciocca,^{65a} G. Codispoti,^{65a,65b} M. Cuffiani,^{65a,65b} G. M. Dallavalle,^{65a} F. Fabbri,^{65a} A. Fanfani,^{65a,65b} P. Giacomelli,^{65a} C. Grandi,^{65a} L. Guiducci,^{65a,65b} F. Iemmi,^{65a,65b} S. Marcellini,^{65a} G. Masetti,^{65a} A. Montanari,^{65a} F. L. Navarria,^{65a,65b} A. Perrotta,^{65a} F. Primavera,^{65a,65b,p} A. M. Rossi,^{65a,65b} T. Rovelli,^{65a,65b} G. P. Siroli,^{65a,65b} N. Tosi,^{65a} S. Albergo,^{66a,66b} A. Di Mattia,^{66a} R. Potenza,^{66a,66b} A. Tricoli,^{66a,66b} C. Tuve,^{66a,66b} G. Barbagli,^{67a} K. Chatterjee,^{67a,67b} V. Ciulli,^{67a,67b} C. Civinini,^{67a} R. D'Alessandro,^{67a,67b} E. Focardi,^{67a,67b} G. Latino,^{67a} P. Lenzi,^{67a,67b} M. Meschini,^{67a} S. Paoletti,^{67a} L. Russo,^{67a,cc} G. Sguazzoni,^{67a} D. Strom,^{67a} L. Viliani,^{67a} L. Benussi,⁶⁸ S. Bianco,⁶⁸ F. Fabbri,⁶⁸ D. Piccolo,⁶⁸ F. Ferro,^{69a} F. Ravera,^{69a,69b} E. Robutti,^{69a} S. Tosi,^{69a,69b} A. Benaglia,^{70a} A. Beschi,^{70a,70b} L. Brianza,^{70a,70b} F. Brivio,^{70a,70b} V. Ciriolo,^{70a,70b,p} S. Di Guida,^{70a,70b,p} M. E. Dinardo,^{70a,70b} S. Fiorendi,^{70a,70b} S. Gennai,^{70a} A. Ghezzi,^{70a,70b} P. Govoni,^{70a,70b} M. Malberti,^{70a,70b} S. Malvezzi,^{70a} A. Massironi,^{70a,70b} D. Menasce,^{70a} L. Moroni,^{70a} M. Paganoni,^{70a,70b} D. Pedrini,^{70a} S. Ragazzi,^{70a,70b} T. Tabarelli de Fatis,^{70a,70b} S. Buontempo,^{71a} N. Cavallo,^{71a,71c} A. Di Crescenzo,^{71a,71b} F. Fabozzi,^{71a,71c} F. Fienga,^{71a} G. Galati,^{71a} A. O. M. Iorio,^{71a,71b} W. A. Khan,^{71a} L. Lista,^{71a} S. Meola,^{71a,71d,p} P. Paolucci,^{71a,p} C. Sciacca,^{71a,71b} E. Voevodina,^{71a,71b} P. Azzi,^{72a} N. Bacchetta,^{72a} A. Boletti,^{72a,72b} A. Bragagnolo,^{72a} R. Carlin,^{72a,72b} P. Checchia,^{72a} M. Dall'Osso,^{72a,72b} P. De Castro Manzano,^{72a} T. Dorigo,^{72a} U. Dosselli,^{72a} F. Gasparini,^{72a,72b} U. Gasparini,^{72a,72b} F. Gonella,^{72a} A. Gozzelino,^{72a} S. Lacaprara,^{72a} P. Lujan,^{72a} M. Margoni,^{72a,72b} A. T. Meneguzzo,^{72a,72b} N. Pozzobon,^{72a,72b} P. Ronchese,^{72a,72b} R. Rossin,^{72a,72b} A. Tiko,^{72a} E. Torassa,^{72a} M. Zanetti,^{72a,72b} P. Zotto,^{72a,72b} G. Zumerle,^{72a,72b} A. Braghieri,^{73a} A. Magnani,^{73a} P. Montagna,^{73a,73b} S. P. Ratti,^{73a,73b} V. Re,^{73a} M. Ressegotti,^{73a,73b} C. Riccardi,^{73a,73b} P. Salvini,^{73a} I. Vai,^{73a,73b} P. Vitulo,^{73a,73b} L. Alunni Solestizi,^{74a,74b} M. Biasini,^{74a,74b} G. M. Bilei,^{74a} C. Cecchi,^{74a,74b} D. Ciangottini,^{74a,74b} L. Fanò,^{74a,74b} P. Lariccia,^{74a,74b} E. Manoni,^{74a} G. Mantovani,^{74a,74b} V. Mariani,^{74a,74b} M. Menichelli,^{74a} A. Rossi,^{74a,74b} A. Santocchia,^{74a,74b} D. Spiga,^{74a} K. Androsov,^{75a} P. Azzurri,^{75a} G. Bagliesi,^{75a} L. Bianchini,^{75a} T. Boccali,^{75a} L. Borrello,^{75a} R. Castaldi,^{75a} M. A. Ciocci,^{75a,75b} R. Dell'Orso,^{75a} G. Fedi,^{75a} F. Fiori,^{75a,75c} L. Giannini,^{75a,75c} A. Giassi,^{75a} M. T. Grippo,^{75a} F. Ligabue,^{75a,75c} E. Manca,^{75a,75c} G. Mandorli,^{75a,75c} A. Messineo,^{75a,75b} F. Palla,^{75a} A. Rizzi,^{75a,75b} P. Spagnolo,^{75a} R. Tenchini,^{75a} G. Tonelli,^{75a,75b} A. Venturi,^{75a} P. G. Verdini,^{75a} L. Barone,^{76a,76b} F. Cavallari,^{76a} M. Cipriani,^{76a,76b} N. Daci,^{76a} D. Del Re,^{76a,76b} E. Di Marco,^{76a,76b} M. Diemoz,^{76a} S. Gelli,^{76a,76b} E. Longo,^{76a,76b} B. Marzocchi,^{76a,76b} P. Meridiani,^{76a} G. Organtini,^{76a,76b} F. Pandolfi,^{76a} R. Paramatti,^{76a,76b} F. Preiato,^{76a,76b} S. Rahatlou,^{76a,76b} C. Rovelli,^{76a} F. Santanastasio,^{76a,76b} N. Amapane,^{77a,77b} R. Arcidiacono,^{77a,77c} S. Argiro,^{77a,77b} M. Arneodo,^{77a,77c} N. Bartosik,^{77a} R. Bellan,^{77a,77b} C. Biino,^{77a} N. Cartiglia,^{77a} F. Cenna,^{77a,77b} S. Cometti,^{77a} M. Costa,^{77a,77b} R. Covarelli,^{77a,77b} N. Demaria,^{77a} B. Kiani,^{77a,77b} C. Mariotti,^{77a} S. Maselli,^{77a} E. Migliore,^{77a,77b} V. Monaco,^{77a,77b} E. Monteil,^{77a,77b} M. Monteno,^{77a} M. M. Obertino,^{77a,77b} L. Pacher,^{77a,77b} N. Pastrone,^{77a} M. Pelliccioni,^{77a} G. L. Pinna Angioni,^{77a,77b} A. Romero,^{77a,77b} M. Ruspa,^{77a,77c} R. Sacchi,^{77a,77b} K. Shchelina,^{77a,77b} V. Sola,^{77a} A. Solano,^{77a,77b} D. Soldi,^{77a} A. Staiano,^{77a} S. Belforte,^{78a} V. Candelise,^{78a,78b} M. Casarsa,^{78a} F. Cossutti,^{78a} G. Della Ricca,^{78a,78b} F. Vazzoler,^{78a,78b} A. Zanetti,^{78a} D. H. Kim,⁷⁹ G. N. Kim,⁷⁹ M. S. Kim,⁷⁹ J. Lee,⁷⁹ S. Lee,⁷⁹ S. W. Lee,⁷⁹ C. S. Moon,⁷⁹ Y. D. Oh,⁷⁹ S. Sekmen,⁷⁹ D. C. Son,⁷⁹ Y. C. Yang,⁷⁹ H. Kim,⁸⁰ D. H. Moon,⁸⁰ G. Oh,⁸⁰ J. Goh,⁸¹ T. J. Kim,⁸¹ S. Cho,⁸² S. Choi,⁸² Y. Go,⁸² D. Gyun,⁸² S. Ha,⁸² B. Hong,⁸² Y. Jo,⁸² K. Lee,⁸² K. S. Lee,⁸² S. Lee,⁸² J. Lim,⁸² S. K. Park,⁸² Y. Roh,⁸² H. S. Kim,⁸³ J. Almond,⁸⁴ J. Kim,⁸⁴ J. S. Kim,⁸⁴ H. Lee,⁸⁴ K. Lee,⁸⁴ K. Nam,⁸⁴ S. B. Oh,⁸⁴ B. C. Radburn-Smith,⁸⁴ S. h. Seo,⁸⁴ U. K. Yang,⁸⁴ H. D. Yoo,⁸⁴ G. B. Yu,⁸⁴ D. Jeon,⁸⁵ H. Kim,⁸⁵ J. H. Kim,⁸⁵ J. S. H. Lee,⁸⁵ I. C. Park,⁸⁵ Y. Choi,⁸⁶ C. Hwang,⁸⁶ J. Lee,⁸⁶ I. Yu,⁸⁶

V. Dudenas,⁸⁷ A. Juodagalvis,⁸⁷ J. Vaitkus,⁸⁷ I. Ahmed,⁸⁸ Z. A. Ibrahim,⁸⁸ M. A. B. Md Ali,^{88,dd} F. Mohamad Idris,^{88,ee} W. A. T. Wan Abdullah,⁸⁸ M. N. Yusli,⁸⁸ Z. Zolkapli,⁸⁸ A. Castaneda Hernandez,^{89,ff} J. A. Murillo Quijada,⁸⁹ H. Castilla-Valdez,⁹⁰ E. De La Cruz-Burelo,⁹⁰ M. C. Duran-Osuna,⁹⁰ I. Heredia-De La Cruz,^{90,gg} R. Lopez-Fernandez,⁹⁰ J. Mejia Guisao,⁹⁰ R. I. Rabadan-Trejo,⁹⁰ G. Ramirez-Sanchez,⁹⁰ R. Reyes-Almanza,⁹⁰ A. Sanchez-Hernandez,⁹⁰ S. Carrillo Moreno,⁹¹ C. Oropeza Barrera,⁹¹ F. Vazquez Valencia,⁹¹ J. Eysermans,⁹² I. Pedraza,⁹² H. A. Salazar Ibarguen,⁹² C. Uribe Estrada,⁹² A. Morelos Pineda,⁹³ D. Krofcheck,⁹⁴ S. Bheesette,⁹⁵ P. H. Butler,⁹⁵ A. Ahmad,⁹⁶ M. Ahmad,⁹⁶ M. I. Asghar,⁹⁶ Q. Hassan,⁹⁶ H. R. Hoorani,⁹⁶ A. Saddique,⁹⁶ M. A. Shah,⁹⁶ M. Shoaib,⁹⁶ M. Waqas,⁹⁶ H. Bialkowska,⁹⁷ M. Bluj,⁹⁷ B. Boimska,⁹⁷ T. Frueboes,⁹⁷ M. Górski,⁹⁷ M. Kazana,⁹⁷ K. Nawrocki,⁹⁷ M. Szeleper,⁹⁷ P. Traczyk,⁹⁷ P. Zalewski,⁹⁷ K. Bunkowski,⁹⁸ A. Byszuk,^{98,hh} K. Doroba,⁹⁸ A. Kalinowski,⁹⁸ M. Konecki,⁹⁸ J. Krolikowski,⁹⁸ M. Misiura,⁹⁸ M. Olszewski,⁹⁸ A. Pyskir,⁹⁸ M. Walczak,⁹⁸ P. Bargassa,⁹⁹ C. Beirão Da Cruz E Silva,⁹⁹ A. Di Francesco,⁹⁹ P. Faccioli,⁹⁹ B. Galinhas,⁹⁹ M. Gallinaro,⁹⁹ J. Hollar,⁹⁹ N. Leonardo,⁹⁹ L. Lloret Iglesias,⁹⁹ M. V. Nemallapudi,⁹⁹ J. Seixas,⁹⁹ G. Strong,⁹⁹ O. Toldaiev,⁹⁹ D. Vadrucio,⁹⁹ J. Varela,⁹⁹ I. Golutvin,¹⁰⁰ I. Gorbunov,¹⁰⁰ V. Karjavin,¹⁰⁰ I. Kashunin,¹⁰⁰ V. Korenkov,¹⁰⁰ G. Kozlov,¹⁰⁰ A. Lanev,¹⁰⁰ A. Malakhov,¹⁰⁰ V. Matveev,^{100,ii,jj} V. V. Mitsyn,¹⁰⁰ P. Moiseenz,¹⁰⁰ V. Palichik,¹⁰⁰ V. Perelygin,¹⁰⁰ S. Shmatov,¹⁰⁰ V. Smirnov,¹⁰⁰ V. Trofimov,¹⁰⁰ B. S. Yuldashev,^{100,kk} A. Zarubin,¹⁰⁰ V. Zhiltsov,¹⁰⁰ V. Golovtsov,¹⁰¹ Y. Ivanov,¹⁰¹ V. Kim,^{101,ll} E. Kuznetsova,^{101,mmm} P. Levchenko,¹⁰¹ V. Murzin,¹⁰¹ V. Oreshkin,¹⁰¹ I. Smirnov,¹⁰¹ D. Sosnov,¹⁰¹ V. Sulimov,¹⁰¹ L. Uvarov,¹⁰¹ S. Vavilov,¹⁰¹ A. Vorobyev,¹⁰¹ Yu. Andreev,¹⁰² A. Dermenev,¹⁰² S. Gninenko,¹⁰² N. Golubev,¹⁰² A. Karneyeu,¹⁰² M. Kirsanov,¹⁰² N. Krasnikov,¹⁰² A. Pashenkov,¹⁰² D. Tlisov,¹⁰² A. Toropin,¹⁰² V. Epshteyn,¹⁰³ V. Gavrilov,¹⁰³ N. Lychkovskaya,¹⁰³ V. Popov,¹⁰³ I. Pozdnyakov,¹⁰³ G. Safronov,¹⁰³ A. Spiridonov,¹⁰³ A. Steppenov,¹⁰³ V. Stolin,¹⁰³ M. Toms,¹⁰³ E. Vlasov,¹⁰³ A. Zhokin,¹⁰³ T. Aushev,¹⁰⁴ M. Chadeeva,^{105,nn} P. Parygin,¹⁰⁵ D. Philippov,¹⁰⁵ S. Polikarpov,^{105,nn} E. Popova,¹⁰⁵ V. Rusinov,¹⁰⁵ V. Andreev,¹⁰⁶ M. Azarkin,^{106,jj} I. Dremin,^{106,jj} M. Kirakosyan,^{106,jj} S. V. Rusakov,¹⁰⁶ A. Terkulov,¹⁰⁶ A. Baskakov,¹⁰⁷ A. Belyaev,¹⁰⁷ E. Boos,¹⁰⁷ V. Bunichev,¹⁰⁷ M. Dubinin,^{107,oo} L. Dudko,¹⁰⁷ V. Klyukhin,¹⁰⁷ O. Kodolova,¹⁰⁷ N. Korneeva,¹⁰⁷ I. Lokhtin,¹⁰⁷ I. Miagkov,¹⁰⁷ S. Obraztsov,¹⁰⁷ M. Perfilov,¹⁰⁷ V. Savrin,¹⁰⁷ P. Volkov,¹⁰⁷ V. Blinov,^{108,pp} T. Dimova,^{108,pp} L. Kardapoltsev,^{108,pp} D. Shtol,^{108,pp} Y. Skovpen,^{108,pp} I. Azhgirey,¹⁰⁹ I. Bayshev,¹⁰⁹ S. Bitioukov,¹⁰⁹ D. Elumakhov,¹⁰⁹ A. Godizov,¹⁰⁹ V. Kachanov,¹⁰⁹ A. Kalinin,¹⁰⁹ D. Konstantinov,¹⁰⁹ P. Mandrik,¹⁰⁹ V. Petrov,¹⁰⁹ R. Ryutin,¹⁰⁹ S. Slabospitskii,¹⁰⁹ A. Sobol,¹⁰⁹ S. Troshin,¹⁰⁹ N. Tyurin,¹⁰⁹ A. Uzunian,¹⁰⁹ A. Volkov,¹⁰⁹ A. Babaev,¹¹⁰ S. Baidali,¹¹⁰ P. Adzic,^{111,qq} P. Cirkovic,¹¹¹ D. Devetak,¹¹¹ M. Dordevic,¹¹¹ J. Milosevic,¹¹¹ J. Alcaraz Maestre,¹¹² A. Álvarez Fernández,¹¹² I. Bachiller,¹¹² M. Barrio Luna,¹¹² J. A. Brochero Cifuentes,¹¹² M. Cerrada,¹¹² N. Colino,¹¹² B. De La Cruz,¹¹² A. Delgado Peris,¹¹² C. Fernandez Bedoya,¹¹² J. P. Fernández Ramos,¹¹² J. Flix,¹¹² M. C. Fouz,¹¹² O. Gonzalez Lopez,¹¹² S. Goy Lopez,¹¹² J. M. Hernandez,¹¹² M. I. Josa,¹¹² D. Moran,¹¹² A. Pérez-Calero Yzquierdo,¹¹² J. Puerta Pelayo,¹¹² I. Redondo,¹¹² L. Romero,¹¹² M. S. Soares,¹¹² A. Triossi,¹¹² C. Albajar,¹¹³ J. F. de Trocóniz,¹¹³ J. Cuevas,¹¹⁴ C. Erice,¹¹⁴ J. Fernandez Menendez,¹¹⁴ S. Folgueras,¹¹⁴ I. Gonzalez Caballero,¹¹⁴ J. R. González Fernández,¹¹⁴ E. Palencia Cortezon,¹¹⁴ V. Rodríguez Bouza,¹¹⁴ S. Sanchez Cruz,¹¹⁴ P. Vischia,¹¹⁴ J. M. Vizán Garcia,¹¹⁴ I. J. Cabrillo,¹¹⁵ A. Calderon,¹¹⁵ B. Chazin Quero,¹¹⁵ J. Duarte Campderros,¹¹⁵ M. Fernandez,¹¹⁵ P. J. Fernández Manteca,¹¹⁵ A. García Alonso,¹¹⁵ J. Garcia-Ferrero,¹¹⁵ G. Gomez,¹¹⁵ A. Lopez Virto,¹¹⁵ J. Marco,¹¹⁵ C. Martinez Rivero,¹¹⁵ P. Martinez Ruiz del Arbol,¹¹⁵ F. Matorras,¹¹⁵ J. Piedra Gomez,¹¹⁵ C. Prieels,¹¹⁵ T. Rodrigo,¹¹⁵ A. Ruiz-Jimeno,¹¹⁵ L. Scodellaro,¹¹⁵ N. Trevisani,¹¹⁵ I. Vila,¹¹⁵ R. Vilar Cortabitarte,¹¹⁵ D. Abbaneo,¹¹⁶ B. Akgun,¹¹⁶ E. Auffray,¹¹⁶ P. Baillon,¹¹⁶ A. H. Ball,¹¹⁶ D. Barney,¹¹⁶ J. Bendavid,¹¹⁶ M. Bianco,¹¹⁶ A. Bocci,¹¹⁶ C. Botta,¹¹⁶ T. Camporesi,¹¹⁶ M. Cepeda,¹¹⁶ G. Cerminara,¹¹⁶ E. Chapon,¹¹⁶ Y. Chen,¹¹⁶ G. Cucciati,¹¹⁶ D. d'Enterria,¹¹⁶ A. Dabrowski,¹¹⁶ V. Daponte,¹¹⁶ A. David,¹¹⁶ A. De Roeck,¹¹⁶ N. Deelen,¹¹⁶ M. Dobson,¹¹⁶ T. du Pree,¹¹⁶ M. Dünser,¹¹⁶ N. Dupont,¹¹⁶ A. Elliott-Peisert,¹¹⁶ P. Everaerts,¹¹⁶ F. Fallavollita,^{116,rr} D. Fasanella,¹¹⁶ G. Franzoni,¹¹⁶ J. Fulcher,¹¹⁶ W. Funk,¹¹⁶ D. Gigi,¹¹⁶ A. Gilbert,¹¹⁶ K. Gill,¹¹⁶ F. Glege,¹¹⁶ M. Guilbaud,¹¹⁶ D. Gulhan,¹¹⁶ J. Hegeman,¹¹⁶ V. Innocente,¹¹⁶ A. Jafari,¹¹⁶ P. Janot,¹¹⁶ O. Karacheban,^{116,s} J. Kieseler,¹¹⁶ A. Kornmayer,¹¹⁶ M. Krammer,^{116,b} C. Lange,¹¹⁶ P. Lecoq,¹¹⁶ C. Lourenço,¹¹⁶ L. Malgeri,¹¹⁶ M. Mannelli,¹¹⁶ F. Meijers,¹¹⁶ J. A. Merlin,¹¹⁶ S. Mersi,¹¹⁶ E. Meschi,¹¹⁶ P. Milenovic,^{116,ss} F. Moortgat,¹¹⁶ M. Mulders,¹¹⁶ J. Ngadiuba,¹¹⁶ S. Orfanelli,¹¹⁶ L. Orsini,¹¹⁶ F. Pantaleo,^{116,p} L. Pape,¹¹⁶ E. Perez,¹¹⁶ M. Peruzzi,¹¹⁶ A. Petrilli,¹¹⁶ G. Petrucciani,¹¹⁶ A. Pfeiffer,¹¹⁶ M. Pierini,¹¹⁶ F. M. Pitters,¹¹⁶ D. Rabady,¹¹⁶ A. Racz,¹¹⁶ T. Reis,¹¹⁶ G. Rolandi,^{116,tt} M. Rovere,¹¹⁶ H. Sakulin,¹¹⁶ C. Schäfer,¹¹⁶ C. Schwick,¹¹⁶ M. Seidel,¹¹⁶ M. Selvaggi,¹¹⁶ A. Sharma,¹¹⁶ P. Silva,¹¹⁶ P. Sphicas,^{116,uu} A. Stakia,¹¹⁶ J. Steggemann,¹¹⁶ M. Tosi,¹¹⁶ D. Treille,¹¹⁶ A. Tsirou,¹¹⁶ V. Veckalns,^{116,vv} W. D. Zeuner,¹¹⁶ L. Caminada,^{117,ww} K. Deiters,¹¹⁷ W. Erdmann,¹¹⁷ R. Horisberger,¹¹⁷ Q. Ingram,¹¹⁷ H. C. Kaestli,¹¹⁷

D. Kotlinski,¹¹⁷ U. Langenegger,¹¹⁷ T. Rohe,¹¹⁷ S. A. Wiederkehr,¹¹⁷ M. Backhaus,¹¹⁸ L. Bäni,¹¹⁸ P. Berger,¹¹⁸
 N. Chernyavskaya,¹¹⁸ G. Dissertori,¹¹⁸ M. Dittmar,¹¹⁸ M. Donegà,¹¹⁸ C. Dorfer,¹¹⁸ C. Grab,¹¹⁸ C. Heidegger,¹¹⁸ D. Hits,¹¹⁸
 J. Hoss,¹¹⁸ T. Klijnsma,¹¹⁸ W. Lustermann,¹¹⁸ R. A. Manzoni,¹¹⁸ M. Marionneau,¹¹⁸ M. T. Meinhard,¹¹⁸ F. Micheli,¹¹⁸
 P. Musella,¹¹⁸ F. Nessi-Tedaldi,¹¹⁸ J. Pata,¹¹⁸ F. Pauss,¹¹⁸ G. Perrin,¹¹⁸ L. Perrozzini,¹¹⁸ S. Pigazzini,¹¹⁸ M. Quittnat,¹¹⁸
 D. Ruini,¹¹⁸ D. A. Sanz Becerra,¹¹⁸ M. Schönenberger,¹¹⁸ L. Shchutska,¹¹⁸ V. R. Tavolaro,¹¹⁸ K. Theofilatos,¹¹⁸
 M. L. Vesterbacka Olsson,¹¹⁸ R. Wallny,¹¹⁸ D. H. Zhu,¹¹⁸ T. K. Aarrestad,¹¹⁹ C. AMSler,^{119,xx} D. Brzzechko,¹¹⁹
 M. F. Canelli,¹¹⁹ A. De Cosa,¹¹⁹ R. Del Burgo,¹¹⁹ S. Donato,¹¹⁹ C. Galloni,¹¹⁹ T. Hreus,¹¹⁹ B. Kilminster,¹¹⁹ I. Neutelings,¹¹⁹
 D. Pinna,¹¹⁹ G. Rauco,¹¹⁹ P. Robmann,¹¹⁹ D. Salerno,¹¹⁹ K. Schweiger,¹¹⁹ C. Seitz,¹¹⁹ Y. Takahashi,¹¹⁹ A. Zucchetta,¹¹⁹
 Y. H. Chang,¹²⁰ K. y. Cheng,¹²⁰ T. H. Doan,¹²⁰ Sh. Jain,¹²⁰ R. Khurana,¹²⁰ C. M. Kuo,¹²⁰ W. Lin,¹²⁰ A. Pozdnyakov,¹²⁰
 S. S. Yu,¹²⁰ P. Chang,¹²¹ Y. Chao,¹²¹ K. F. Chen,¹²¹ P. H. Chen,¹²¹ W.-S. Hou,¹²¹ Arun Kumar,¹²¹ Y. y. Li,¹²¹ R.-S. Lu,¹²¹
 E. Paganis,¹²¹ A. Psallidas,¹²¹ A. Steen,¹²¹ J. f. Tsai,¹²¹ B. Asavapibhop,¹²² N. Srimanobhas,¹²² N. Suwonjandee,¹²²
 A. Bat,¹²³ F. Boran,¹²³ S. Damarseckin,¹²³ Z. S. Demiroglu,¹²³ F. Dolek,¹²³ C. Dozen,¹²³ I. Dumanoglu,¹²³ S. Girgis,¹²³
 G. Gokbulut,¹²³ Y. Guler,¹²³ E. Gurpinar,¹²³ I. Hos,^{123,yy} C. Isik,¹²³ E. E. Kangal,^{123,zz} O. Kara,¹²³ A. Kayis Topaksu,¹²³
 U. Kiminsu,¹²³ M. Oglakci,¹²³ G. Onengut,¹²³ K. Ozdemir,^{123,aaa} S. Ozturk,^{123,bbb} D. Sunar Cerci,^{123,ccc} B. Tali,^{123,ccc}
 U. G. Tok,¹²³ H. Topakli,^{123,bbb} S. Turkcapar,¹²³ I. S. Zorbakir,¹²³ C. Zorbilmez,¹²³ B. Isildak,^{124,ddd} G. Karapinar,^{124,eee}
 M. Yalvac,¹²⁴ M. Zeyrek,¹²⁴ I. O. Atakisi,¹²⁵ E. Gülmez,¹²⁵ M. Kaya,^{125,fff} O. Kaya,^{125,ggg} S. Ozkorucuklu,^{125,hhh}
 S. Tekten,¹²⁵ E. A. Yetkin,^{125,iii} M. N. Agaras,¹²⁶ S. Atay,¹²⁶ A. Cakir,¹²⁶ K. Cankocak,¹²⁶ Y. Komurcu,¹²⁶ S. Sen,^{126,iii}
 B. Grynyov,¹²⁷ L. Levchuk,¹²⁸ F. Ball,¹²⁹ L. Beck,¹²⁹ J. J. Brooke,¹²⁹ D. Burns,¹²⁹ E. Clement,¹²⁹ D. Cussans,¹²⁹
 O. Davignon,¹²⁹ H. Flacher,¹²⁹ J. Goldstein,¹²⁹ G. P. Heath,¹²⁹ H. F. Heath,¹²⁹ L. Kreczko,¹²⁹ D. M. Newbold,^{129,kkk}
 S. Paramesvaran,¹²⁹ B. Penning,¹²⁹ T. Sakuma,¹²⁹ D. Smith,¹²⁹ V. J. Smith,¹²⁹ J. Taylor,¹²⁹ A. Titterton,¹²⁹ K. W. Bell,¹³⁰
 A. Belyaev,^{130,iii} C. Brew,¹³⁰ R. M. Brown,¹³⁰ D. Cieri,¹³⁰ D. J. A. Cockerill,¹³⁰ J. A. Coughlan,¹³⁰ K. Harder,¹³⁰ S. Harper,¹³⁰
 J. Linacre,¹³⁰ E. Olaiya,¹³⁰ D. Petyt,¹³⁰ C. H. Shepherd-Themistocleous,¹³⁰ A. Thea,¹³⁰ I. R. Tomalin,¹³⁰ T. Williams,¹³⁰
 W. J. Womersley,¹³⁰ G. Auzinger,¹³¹ R. Bainbridge,¹³¹ P. Bloch,¹³¹ J. Borg,¹³¹ S. Breeze,¹³¹ O. Buchmuller,¹³¹
 A. Bundock,¹³¹ S. Casasso,¹³¹ D. Colling,¹³¹ L. Corpe,¹³¹ P. Dauncey,¹³¹ G. Davies,¹³¹ M. Della Negra,¹³¹ R. Di Maria,¹³¹
 Y. Haddad,¹³¹ G. Hall,¹³¹ G. Iles,¹³¹ T. James,¹³¹ M. Komm,¹³¹ C. Laner,¹³¹ L. Lyons,¹³¹ A.-M. Magnan,¹³¹ S. Malik,¹³¹
 A. Martelli,¹³¹ J. Nash,^{131,mmm} A. Nikitenko,^{131,g} V. Palladino,¹³¹ M. Pesaresi,¹³¹ A. Richards,¹³¹ A. Rose,¹³¹ E. Scott,¹³¹
 C. Seez,¹³¹ A. Shtipliyski,¹³¹ G. Singh,¹³¹ M. Stoye,¹³¹ T. Strebler,¹³¹ S. Summers,¹³¹ A. Tapper,¹³¹ K. Uchida,¹³¹
 T. Virdee,^{131,p} N. Wardle,¹³¹ D. Winterbottom,¹³¹ J. Wright,¹³¹ S. C. Zenz,¹³¹ J. E. Cole,¹³² P. R. Hobson,¹³² A. Khan,¹³²
 P. Kyberd,¹³² C. K. Mackay,¹³² A. Morton,¹³² I. D. Reid,¹³² L. Teodorescu,¹³² S. Zahid,¹³² K. Call,¹³³ J. Dittmann,¹³³
 K. Hatakeyama,¹³³ H. Liu,¹³³ C. Madrid,¹³³ B. McMaster,¹³³ N. Pastika,¹³³ C. Smith,¹³³ R. Bartek,¹³⁴ A. Dominguez,¹³⁴
 A. Buccilli,¹³⁵ S. I. Cooper,¹³⁵ C. Henderson,¹³⁵ P. Rumerio,¹³⁵ C. West,¹³⁵ D. Arcaro,¹³⁶ T. Bose,¹³⁶ D. Gastler,¹³⁶
 D. Rankin,¹³⁶ C. Richardson,¹³⁶ J. Rohlf,¹³⁶ L. Sulak,¹³⁶ D. Zou,¹³⁶ G. Benelli,¹³⁷ X. Coubez,¹³⁷ D. Cutts,¹³⁷ M. Hadley,¹³⁷
 J. Hakala,¹³⁷ U. Heintz,¹³⁷ J. M. Hogan,^{137,nnn} K. H. M. Kwok,¹³⁷ E. Laird,¹³⁷ G. Landsberg,¹³⁷ J. Lee,¹³⁷ Z. Mao,¹³⁷
 M. Narain,¹³⁷ J. Pazzini,¹³⁷ S. Piperov,¹³⁷ S. Sagir,^{137,ooo} R. Syarif,¹³⁷ E. Usai,¹³⁷ D. Yu,¹³⁷ R. Band,¹³⁸ C. Brainerd,¹³⁸
 R. Breedon,¹³⁸ D. Burns,¹³⁸ M. Calderon De La Barca Sanchez,¹³⁸ M. Chertok,¹³⁸ J. Conway,¹³⁸ R. Conway,¹³⁸ P. T. Cox,¹³⁸
 R. Erbacher,¹³⁸ C. Flores,¹³⁸ G. Funk,¹³⁸ W. Ko,¹³⁸ O. Kukral,¹³⁸ R. Lander,¹³⁸ C. Mclean,¹³⁸ M. Mulhearn,¹³⁸ D. Pellett,¹³⁸
 J. Pilot,¹³⁸ S. Shalhout,¹³⁸ M. Shi,¹³⁸ D. Stolp,¹³⁸ D. Taylor,¹³⁸ K. Tos,¹³⁸ M. Tripathi,¹³⁸ Z. Wang,¹³⁸ F. Zhang,¹³⁸
 M. Bachtis,¹³⁹ C. Bravo,¹³⁹ R. Cousins,¹³⁹ A. Dasgupta,¹³⁹ A. Florent,¹³⁹ J. Hauser,¹³⁹ M. Ignatenko,¹³⁹ N. Mccoll,¹³⁹
 S. Regnard,¹³⁹ D. Saltzberg,¹³⁹ C. Schnaible,¹³⁹ V. Valuev,¹³⁹ E. Bouvier,¹⁴⁰ K. Burt,¹⁴⁰ R. Clare,¹⁴⁰ J. W. Gary,¹⁴⁰
 S. M. A. Ghiasi Shirazi,¹⁴⁰ G. Hanson,¹⁴⁰ G. Karapostoli,¹⁴⁰ E. Kennedy,¹⁴⁰ F. Lacroix,¹⁴⁰ O. R. Long,¹⁴⁰
 M. Olmedo Negrete,¹⁴⁰ M. I. Paneva,¹⁴⁰ W. Si,¹⁴⁰ L. Wang,¹⁴⁰ H. Wei,¹⁴⁰ S. Wimpenny,¹⁴⁰ B. R. Yates,¹⁴⁰ J. G. Branson,¹⁴¹
 S. Cittolin,¹⁴¹ M. Derdzinski,¹⁴¹ R. Gerosa,¹⁴¹ D. Gilbert,¹⁴¹ B. Hashemi,¹⁴¹ A. Holzner,¹⁴¹ D. Klein,¹⁴¹ G. Kole,¹⁴¹
 V. Krutelyov,¹⁴¹ J. Letts,¹⁴¹ M. Masciovecchio,¹⁴¹ D. Olivito,¹⁴¹ S. Padhi,¹⁴¹ M. Pieri,¹⁴¹ M. Sani,¹⁴¹ V. Sharma,¹⁴¹
 S. Simon,¹⁴¹ M. Tadel,¹⁴¹ A. Vartak,¹⁴¹ S. Wasserbaech,^{141,ppp} J. Wood,¹⁴¹ F. Würthwein,¹⁴¹ A. Yagil,¹⁴¹
 G. Zevi Della Porta,¹⁴¹ N. Amin,¹⁴² R. Bhandari,¹⁴² J. Bradmiller-Feld,¹⁴² C. Campagnari,¹⁴² M. Citron,¹⁴² A. Dishaw,¹⁴²
 V. Dutta,¹⁴² M. Franco Sevilla,¹⁴² L. Gouskos,¹⁴² R. Heller,¹⁴² J. Incandela,¹⁴² A. Ovcharova,¹⁴² H. Qu,¹⁴² J. Richman,¹⁴²
 D. Stuart,¹⁴² I. Suarez,¹⁴² S. Wang,¹⁴² J. Yoo,¹⁴² D. Anderson,¹⁴³ A. Bornheim,¹⁴³ J. M. Lawhorn,¹⁴³ H. B. Newman,¹⁴³
 T. Q. Nguyen,¹⁴³ M. Spiropulu,¹⁴³ J. R. Vlimant,¹⁴³ R. Wilkinson,¹⁴³ S. Xie,¹⁴³ Z. Zhang,¹⁴³ R. Y. Zhu,¹⁴³ M. B. Andrews,¹⁴⁴
 T. Ferguson,¹⁴⁴ T. Mudholkar,¹⁴⁴ M. Paulini,¹⁴⁴ M. Sun,¹⁴⁴ I. Vorobiev,¹⁴⁴ M. Weinberg,¹⁴⁴ J. P. Cumalat,¹⁴⁵ W. T. Ford,¹⁴⁵

F. Jensen,¹⁴⁵ A. Johnson,¹⁴⁵ M. Krohn,¹⁴⁵ S. Leontsinis,¹⁴⁵ E. MacDonald,¹⁴⁵ T. Mulholland,¹⁴⁵ K. Stenson,¹⁴⁵ K. A. Ulmer,¹⁴⁵ S. R. Wagner,¹⁴⁵ J. Alexander,¹⁴⁶ J. Chaves,¹⁴⁶ Y. Cheng,¹⁴⁶ J. Chu,¹⁴⁶ A. Datta,¹⁴⁶ K. McDermott,¹⁴⁶ N. Mirman,¹⁴⁶ J. R. Patterson,¹⁴⁶ D. Quach,¹⁴⁶ A. Rinkevicius,¹⁴⁶ A. Ryd,¹⁴⁶ L. Skinnari,¹⁴⁶ L. Soffi,¹⁴⁶ S. M. Tan,¹⁴⁶ Z. Tao,¹⁴⁶ J. Thom,¹⁴⁶ J. Tucker,¹⁴⁶ P. Wittich,¹⁴⁶ M. Zientek,¹⁴⁶ S. Abdullin,¹⁴⁷ M. Albrow,¹⁴⁷ M. Alyari,¹⁴⁷ G. Apollinari,¹⁴⁷ A. Apresyan,¹⁴⁷ A. Apyan,¹⁴⁷ S. Banerjee,¹⁴⁷ L. A. T. Bauerdick,¹⁴⁷ A. Beretvas,¹⁴⁷ J. Berryhill,¹⁴⁷ P. C. Bhat,¹⁴⁷ G. Bolla,^{147,a} K. Burkett,¹⁴⁷ J. N. Butler,¹⁴⁷ A. Canepa,¹⁴⁷ G. B. Cerati,¹⁴⁷ H. W. K. Cheung,¹⁴⁷ F. Chlebana,¹⁴⁷ M. Cremonesi,¹⁴⁷ J. Duarte,¹⁴⁷ V. D. Elvira,¹⁴⁷ J. Freeman,¹⁴⁷ Z. Gecse,¹⁴⁷ E. Gottschalk,¹⁴⁷ L. Gray,¹⁴⁷ D. Green,¹⁴⁷ S. Grünendahl,¹⁴⁷ O. Gutsche,¹⁴⁷ J. Hanlon,¹⁴⁷ R. M. Harris,¹⁴⁷ S. Hasegawa,¹⁴⁷ J. Hirschauer,¹⁴⁷ Z. Hu,¹⁴⁷ B. Jayatilaka,¹⁴⁷ S. Jindariani,¹⁴⁷ M. Johnson,¹⁴⁷ U. Joshi,¹⁴⁷ B. Klima,¹⁴⁷ M. J. Kortelainen,¹⁴⁷ B. Kreis,¹⁴⁷ S. Lammel,¹⁴⁷ D. Lincoln,¹⁴⁷ R. Lipton,¹⁴⁷ M. Liu,¹⁴⁷ T. Liu,¹⁴⁷ J. Lykken,¹⁴⁷ K. Maeshima,¹⁴⁷ J. M. Marraffino,¹⁴⁷ D. Mason,¹⁴⁷ P. McBride,¹⁴⁷ P. Merkel,¹⁴⁷ S. Mrenna,¹⁴⁷ S. Nahn,¹⁴⁷ V. O'Dell,¹⁴⁷ K. Pedro,¹⁴⁷ C. Pena,¹⁴⁷ O. Prokofyev,¹⁴⁷ G. Rakness,¹⁴⁷ L. Ristori,¹⁴⁷ A. Savoy-Navarro,^{147,qqq} B. Schneider,¹⁴⁷ E. Sexton-Kennedy,¹⁴⁷ A. Soha,¹⁴⁷ W. J. Spalding,¹⁴⁷ L. Spiegel,¹⁴⁷ S. Stoynev,¹⁴⁷ J. Strait,¹⁴⁷ N. Strobbe,¹⁴⁷ L. Taylor,¹⁴⁷ S. Tkaczyk,¹⁴⁷ N. V. Tran,¹⁴⁷ L. Uplegger,¹⁴⁷ E. W. Vaandering,¹⁴⁷ C. Vernieri,¹⁴⁷ M. Verzocchi,¹⁴⁷ R. Vidal,¹⁴⁷ M. Wang,¹⁴⁷ H. A. Weber,¹⁴⁷ A. Whitbeck,¹⁴⁷ D. Acosta,¹⁴⁸ P. Avery,¹⁴⁸ P. Bortignon,¹⁴⁸ D. Bourilkov,¹⁴⁸ A. Brinkerhoff,¹⁴⁸ L. Cadamuro,¹⁴⁸ A. Carnes,¹⁴⁸ M. Carver,¹⁴⁸ D. Curry,¹⁴⁸ R. D. Field,¹⁴⁸ S. V. Gleyzer,¹⁴⁸ B. M. Joshi,¹⁴⁸ J. Konigsberg,¹⁴⁸ A. Korytov,¹⁴⁸ P. Ma,¹⁴⁸ K. Matchev,¹⁴⁸ H. Mei,¹⁴⁸ G. Mitselmakher,¹⁴⁸ K. Shi,¹⁴⁸ D. Sperka,¹⁴⁸ J. Wang,¹⁴⁸ S. Wang,¹⁴⁸ Y. R. Joshi,¹⁴⁹ S. Linn,¹⁴⁹ A. Ackert,¹⁵⁰ T. Adams,¹⁵⁰ A. Askew,¹⁵⁰ S. Hagopian,¹⁵⁰ V. Hagopian,¹⁵⁰ K. F. Johnson,¹⁵⁰ T. Kolberg,¹⁵⁰ G. Martinez,¹⁵⁰ T. Perry,¹⁵⁰ H. Prosper,¹⁵⁰ A. Saha,¹⁵⁰ A. Santra,¹⁵⁰ V. Sharma,¹⁵⁰ R. Yohay,¹⁵⁰ M. M. Baarmand,¹⁵¹ V. Bhopatkar,¹⁵¹ S. Colafranceschi,¹⁵¹ M. Hohmann,¹⁵¹ D. Noonan,¹⁵¹ M. Rahmani,¹⁵¹ T. Roy,¹⁵¹ F. Yumiceva,¹⁵¹ M. R. Adams,¹⁵² L. Apanasevich,¹⁵² D. Berry,¹⁵² R. R. Betts,¹⁵² R. Cavanaugh,¹⁵² X. Chen,¹⁵² S. Dittmer,¹⁵² O. Evdokimov,¹⁵² C. E. Gerber,¹⁵² D. A. Hangal,¹⁵² D. J. Hofman,¹⁵² K. Jung,¹⁵² J. Kamin,¹⁵² C. Mills,¹⁵² I. D. Sandoval Gonzalez,¹⁵² M. B. Tonjes,¹⁵² N. Varelas,¹⁵² H. Wang,¹⁵² X. Wang,¹⁵² Z. Wu,¹⁵² J. Zhang,¹⁵² M. Alhousseini,¹⁵³ B. Bilki,^{153,rrr} W. Clarida,¹⁵³ K. Dilsiz,^{153,sss} S. Durgut,¹⁵³ R. P. Gandrajula,¹⁵³ M. Haytmyradov,¹⁵³ V. Khristenko,¹⁵³ J.-P. Merlo,¹⁵³ A. Mestvirishvili,¹⁵³ A. Moeller,¹⁵³ J. Nachtman,¹⁵³ H. Ogul,^{153,ttt} Y. Onel,¹⁵³ F. Ozok,^{153,uuu} A. Penzo,¹⁵³ C. Snyder,¹⁵³ E. Tiras,¹⁵³ J. Wetzel,¹⁵³ B. Blumenfeld,¹⁵⁴ A. Cocoros,¹⁵⁴ N. Eminizer,¹⁵⁴ D. Fehling,¹⁵⁴ L. Feng,¹⁵⁴ A. V. Gritsan,¹⁵⁴ W. T. Hung,¹⁵⁴ P. Maksimovic,¹⁵⁴ J. Roskes,¹⁵⁴ U. Sarica,¹⁵⁴ M. Swartz,¹⁵⁴ M. Xiao,¹⁵⁴ C. You,¹⁵⁴ A. Al-bataineh,¹⁵⁵ P. Baringer,¹⁵⁵ A. Bean,¹⁵⁵ S. Boren,¹⁵⁵ J. Bowen,¹⁵⁵ A. Bylinkin,¹⁵⁵ J. Castle,¹⁵⁵ S. Khalil,¹⁵⁵ A. Kropivnitskaya,¹⁵⁵ D. Majumder,¹⁵⁵ W. Mcbrayer,¹⁵⁵ M. Murray,¹⁵⁵ C. Rogan,¹⁵⁵ S. Sanders,¹⁵⁵ E. Schmitz,¹⁵⁵ J. D. Tapia Takaki,¹⁵⁵ Q. Wang,¹⁵⁵ A. Ivanov,¹⁵⁶ K. Kaadze,¹⁵⁶ D. Kim,¹⁵⁶ Y. Maravin,¹⁵⁶ D. R. Mendis,¹⁵⁶ T. Mitchell,¹⁵⁶ A. Modak,¹⁵⁶ A. Mohammadi,¹⁵⁶ L. K. Saini,¹⁵⁶ N. Skhirtladze,¹⁵⁶ F. Rebassoo,¹⁵⁷ D. Wright,¹⁵⁷ A. Baden,¹⁵⁸ O. Baron,¹⁵⁸ A. Belloni,¹⁵⁸ S. C. Eno,¹⁵⁸ Y. Feng,¹⁵⁸ C. Ferraioli,¹⁵⁸ N. J. Hadley,¹⁵⁸ S. Jabeen,¹⁵⁸ G. Y. Jeng,¹⁵⁸ R. G. Kellogg,¹⁵⁸ J. Kunkle,¹⁵⁸ A. C. Mignerey,¹⁵⁸ F. Ricci-Tam,¹⁵⁸ Y. H. Shin,¹⁵⁸ A. Skuja,¹⁵⁸ S. C. Tonwar,¹⁵⁸ K. Wong,¹⁵⁸ D. Abercrombie,¹⁵⁹ B. Allen,¹⁵⁹ V. Azzolini,¹⁵⁹ A. Baty,¹⁵⁹ G. Bauer,¹⁵⁹ R. Bi,¹⁵⁹ S. Brandt,¹⁵⁹ W. Busza,¹⁵⁹ I. A. Cali,¹⁵⁹ M. D'Alfonso,¹⁵⁹ Z. Demiragli,¹⁵⁹ G. Gomez Ceballos,¹⁵⁹ M. Goncharov,¹⁵⁹ P. Harris,¹⁵⁹ D. Hsu,¹⁵⁹ M. Hu,¹⁵⁹ Y. Iiyama,¹⁵⁹ G. M. Innocenti,¹⁵⁹ M. Klute,¹⁵⁹ D. Kovalskyi,¹⁵⁹ Y.-J. Lee,¹⁵⁹ P. D. Luckey,¹⁵⁹ B. Maier,¹⁵⁹ A. C. Marini,¹⁵⁹ C. Mcginn,¹⁵⁹ C. Mironov,¹⁵⁹ S. Narayanan,¹⁵⁹ X. Niu,¹⁵⁹ C. Paus,¹⁵⁹ C. Roland,¹⁵⁹ G. Roland,¹⁵⁹ G. S. F. Stephens,¹⁵⁹ K. Sumorok,¹⁵⁹ K. Tatar,¹⁵⁹ D. Velicanu,¹⁵⁹ J. Wang,¹⁵⁹ T. W. Wang,¹⁵⁹ B. Wyslouch,¹⁵⁹ S. Zhaozhong,¹⁵⁹ A. C. Benvenuti,¹⁶⁰ R. M. Chatterjee,¹⁶⁰ A. Evans,¹⁶⁰ P. Hansen,¹⁶⁰ S. Kalafut,¹⁶⁰ Y. Kubota,¹⁶⁰ Z. Lesko,¹⁶⁰ J. Mans,¹⁶⁰ S. Nourbakhsh,¹⁶⁰ N. Ruckstuhl,¹⁶⁰ R. Rusack,¹⁶⁰ J. Turkewitz,¹⁶⁰ M. A. Wadud,¹⁶⁰ J. G. Acosta,¹⁶¹ S. Oliveros,¹⁶¹ E. Avdeeva,¹⁶² K. Bloom,¹⁶² D. R. Claes,¹⁶² C. Fangmeier,¹⁶² F. Golf,¹⁶² R. Gonzalez Suarez,¹⁶² R. Kamalieddin,¹⁶² I. Kravchenko,¹⁶² J. Monroy,¹⁶² J. E. Siado,¹⁶² G. R. Snow,¹⁶² B. Stieger,¹⁶² A. Godshalk,¹⁶³ C. Harrington,¹⁶³ I. Iashvili,¹⁶³ A. Kharchilava,¹⁶³ D. Nguyen,¹⁶³ A. Parker,¹⁶³ S. Rappoccio,¹⁶³ B. Roozbahani,¹⁶³ G. Alverson,¹⁶⁴ E. Barberis,¹⁶⁴ C. Freer,¹⁶⁴ A. Hortiangtham,¹⁶⁴ D. M. Morse,¹⁶⁴ T. Orimoto,¹⁶⁴ R. Teixeira De Lima,¹⁶⁴ T. Wamorkar,¹⁶⁴ B. Wang,¹⁶⁴ A. Wisecarver,¹⁶⁴ D. Wood,¹⁶⁴ S. Bhattacharya,¹⁶⁵ O. Charaf,¹⁶⁵ K. A. Hahn,¹⁶⁵ N. Mucia,¹⁶⁵ N. Odell,¹⁶⁵ M. H. Schmitt,¹⁶⁵ K. Sung,¹⁶⁵ M. Trovato,¹⁶⁵ M. Velasco,¹⁶⁵ R. Bucci,¹⁶⁶ N. Dev,¹⁶⁶ M. Hildreth,¹⁶⁶ K. Hurtado Anampa,¹⁶⁶ C. Jessop,¹⁶⁶ D. J. Karmgard,¹⁶⁶ N. Kellams,¹⁶⁶ K. Lannon,¹⁶⁶ W. Li,¹⁶⁶ N. Loukas,¹⁶⁶ N. Marinelli,¹⁶⁶ F. Meng,¹⁶⁶ C. Mueller,¹⁶⁶ Y. Musienko,^{166,ii} M. Planer,¹⁶⁶ A. Reinsvold,¹⁶⁶ R. Ruchti,¹⁶⁶ P. Siddireddy,¹⁶⁶ G. Smith,¹⁶⁶ S. Taroni,¹⁶⁶ M. Wayne,¹⁶⁶ A. Wightman,¹⁶⁶ M. Wolf,¹⁶⁶ A. Woodard,¹⁶⁶ J. Alimena,¹⁶⁷ L. Antonelli,¹⁶⁷ B. Bylsma,¹⁶⁷ L. S. Durkin,¹⁶⁷ S. Flowers,¹⁶⁷ B. Francis,¹⁶⁷ A. Hart,¹⁶⁷ C. Hill,¹⁶⁷ W. Ji,¹⁶⁷ T. Y. Ling,¹⁶⁷ W. Luo,¹⁶⁷ B. L. Winer,¹⁶⁷ H. W. Wulsin,¹⁶⁷ S. Cooperstein,¹⁶⁸

P. Elmer,¹⁶⁸ J. Hardenbrook,¹⁶⁸ P. Hebda,¹⁶⁸ S. Higginbotham,¹⁶⁸ A. Kalogeropoulos,¹⁶⁸ D. Lange,¹⁶⁸ M. T. Lucchini,¹⁶⁸ J. Luo,¹⁶⁸ D. Marlow,¹⁶⁸ K. Mei,¹⁶⁸ I. Ojalvo,¹⁶⁸ J. Olsen,¹⁶⁸ C. Palmer,¹⁶⁸ P. Piroué,¹⁶⁸ J. Salfeld-Nebgen,¹⁶⁸ D. Stickland,¹⁶⁸ C. Tully,¹⁶⁸ S. Malik,¹⁶⁹ S. Norberg,¹⁶⁹ A. Barker,¹⁷⁰ V. E. Barnes,¹⁷⁰ S. Das,¹⁷⁰ L. Gutay,¹⁷⁰ M. Jones,¹⁷⁰ A. W. Jung,¹⁷⁰ A. Khatiwada,¹⁷⁰ B. Mahakud,¹⁷⁰ D. H. Miller,¹⁷⁰ N. Neumeister,¹⁷⁰ C. C. Peng,¹⁷⁰ H. Qiu,¹⁷⁰ J. F. Schulte,¹⁷⁰ J. Sun,¹⁷⁰ F. Wang,¹⁷⁰ R. Xiao,¹⁷⁰ W. Xie,¹⁷⁰ T. Cheng,¹⁷¹ J. Dolen,¹⁷¹ N. Parashar,¹⁷¹ Z. Chen,¹⁷² K. M. Ecklund,¹⁷² S. Freed,¹⁷² F. J. M. Geurts,¹⁷² M. Kilpatrick,¹⁷² W. Li,¹⁷² B. Michlin,¹⁷² B. P. Padley,¹⁷² J. Roberts,¹⁷² J. Rorie,¹⁷² W. Shi,¹⁷² Z. Tu,¹⁷² J. Zabel,¹⁷² A. Zhang,¹⁷² A. Bodek,¹⁷³ P. de Barbaro,¹⁷³ R. Demina,¹⁷³ Y. t. Duh,¹⁷³ J. L. Dulemba,¹⁷³ C. Fallon,¹⁷³ T. Ferbel,¹⁷³ M. Galanti,¹⁷³ A. Garcia-Bellido,¹⁷³ J. Han,¹⁷³ O. Hindrichs,¹⁷³ A. Khukhunaishvili,¹⁷³ K. H. Lo,¹⁷³ P. Tan,¹⁷³ R. Taus,¹⁷³ M. Verzetti,¹⁷³ A. Agapitos,¹⁷⁴ J. P. Chou,¹⁷⁴ Y. Gershtein,¹⁷⁴ T. A. Gómez Espinosa,¹⁷⁴ E. Halkiadakis,¹⁷⁴ M. Heindl,¹⁷⁴ E. Hughes,¹⁷⁴ S. Kaplan,¹⁷⁴ R. Kunnawalkam Elayavalli,¹⁷⁴ S. Kyriacou,¹⁷⁴ A. Lath,¹⁷⁴ R. Montalvo,¹⁷⁴ K. Nash,¹⁷⁴ M. Osherson,¹⁷⁴ H. Saka,¹⁷⁴ S. Salur,¹⁷⁴ S. Schnetzer,¹⁷⁴ D. Sheffield,¹⁷⁴ S. Somalwar,¹⁷⁴ R. Stone,¹⁷⁴ S. Thomas,¹⁷⁴ P. Thomassen,¹⁷⁴ M. Walker,¹⁷⁴ A. G. Delannoy,¹⁷⁵ J. Heideman,¹⁷⁵ G. Riley,¹⁷⁵ K. Rose,¹⁷⁵ S. Spanier,¹⁷⁵ K. Thapa,¹⁷⁵ O. Bouhali,^{176,ff} A. Celik,¹⁷⁶ M. Dalchenko,¹⁷⁶ M. De Mattia,¹⁷⁶ A. Delgado,¹⁷⁶ S. Dildick,¹⁷⁶ R. Eusebi,¹⁷⁶ J. Gilmore,¹⁷⁶ T. Huang,¹⁷⁶ T. Kamon,^{176,vvv} S. Luo,¹⁷⁶ R. Mueller,¹⁷⁶ Y. Pakhotin,¹⁷⁶ R. Patel,¹⁷⁶ A. Perloff,¹⁷⁶ L. Perniè,¹⁷⁶ D. Rathjens,¹⁷⁶ A. Safonov,¹⁷⁶ A. Tatarinov,¹⁷⁶ N. Akchurin,¹⁷⁷ J. Damgov,¹⁷⁷ F. De Guio,¹⁷⁷ P. R. Duderø,¹⁷⁷ S. Kunori,¹⁷⁷ K. Lamichhane,¹⁷⁷ S. W. Lee,¹⁷⁷ T. Mengke,¹⁷⁷ S. Muthumuni,¹⁷⁷ T. Peltola,¹⁷⁷ S. Undleeb,¹⁷⁷ I. Volobouev,¹⁷⁷ Z. Wang,¹⁷⁷ S. Greene,¹⁷⁸ A. Gurrola,¹⁷⁸ R. Janjam,¹⁷⁸ W. Johns,¹⁷⁸ C. Maguire,¹⁷⁸ A. Melo,¹⁷⁸ H. Ni,¹⁷⁸ K. Padeken,¹⁷⁸ J. D. Ruiz Alvarez,¹⁷⁸ P. Sheldon,¹⁷⁸ S. Tuo,¹⁷⁸ J. Velkovska,¹⁷⁸ M. Verweij,¹⁷⁸ Q. Xu,¹⁷⁸ M. W. Arenton,¹⁷⁹ P. Barria,¹⁷⁹ B. Cox,¹⁷⁹ R. Hirosky,¹⁷⁹ M. Joyce,¹⁷⁹ A. Ledovskoy,¹⁷⁹ H. Li,¹⁷⁹ C. Neu,¹⁷⁹ T. Sinthuprasith,¹⁷⁹ Y. Wang,¹⁷⁹ E. Wolfe,¹⁷⁹ F. Xia,¹⁷⁹ R. Harr,¹⁸⁰ P. E. Karchin,¹⁸⁰ N. Poudyal,¹⁸⁰ J. Sturdy,¹⁸⁰ P. Thapa,¹⁸⁰ S. Zaleski,¹⁸⁰ M. Brodski,¹⁸¹ J. Buchanan,¹⁸¹ C. Caillol,¹⁸¹ D. Carlsmith,¹⁸¹ S. Dasu,¹⁸¹ L. Dodd,¹⁸¹ S. Duric,¹⁸¹ B. Gomber,¹⁸¹ M. Grothe,¹⁸¹ M. Herndon,¹⁸¹ A. Hervé,¹⁸¹ U. Hussain,¹⁸¹ P. Klabbers,¹⁸¹ A. Lanaro,¹⁸¹ A. Levine,¹⁸¹ K. Long,¹⁸¹ R. Loveless,¹⁸¹ T. Ruggles,¹⁸¹ A. Savin,¹⁸¹ N. Smith,¹⁸¹ W. H. Smith,¹⁸¹ and N. Woods¹⁸¹

(CMS Collaboration)

¹*Yerevan Physics Institute, Yerevan, Armenia*

²*Institut für Hochenergiephysik, Wien, Austria*

³*Institute for Nuclear Problems, Minsk, Belarus*

⁴*Universiteit Antwerpen, Antwerpen, Belgium*

⁵*Vrije Universiteit Brussel, Brussel, Belgium*

⁶*Université Libre de Bruxelles, Bruxelles, Belgium*

⁷*Ghent University, Ghent, Belgium*

⁸*Université Catholique de Louvain, Louvain-la-Neuve, Belgium*

⁹*Centro Brasileiro de Pesquisas Físicas, Rio de Janeiro, Brazil*

¹⁰*Universidade do Estado do Rio de Janeiro, Rio de Janeiro, Brazil*

^{11a}*Universidade Estadual Paulista, São Paulo, Brazil*

^{11b}*Universidade Federal do ABC, São Paulo, Brazil*

¹²*Institute for Nuclear Research and Nuclear Energy, Bulgarian Academy of Sciences, Sofia, Bulgaria*

¹³*University of Sofia, Sofia, Bulgaria*

¹⁴*Beihang University, Beijing, China*

¹⁵*Institute of High Energy Physics, Beijing, China*

¹⁶*State Key Laboratory of Nuclear Physics and Technology, Peking University, Beijing, China*

¹⁷*Tsinghua University, Beijing, China*

¹⁸*Universidad de Los Andes, Bogota, Colombia*

¹⁹*University of Split, Faculty of Electrical Engineering, Mechanical Engineering and Naval Architecture, Split, Croatia*

²⁰*University of Split, Faculty of Science, Split, Croatia*

²¹*Institute Rudjer Boskovic, Zagreb, Croatia*

²²*University of Cyprus, Nicosia, Cyprus*

²³*Charles University, Prague, Czech Republic*

²⁴*Escuela Politecnica Nacional, Quito, Ecuador*

²⁵*Universidad San Francisco de Quito, Quito, Ecuador*

- ²⁶*Academy of Scientific Research and Technology of the Arab Republic of Egypt, Egyptian Network of High Energy Physics, Cairo, Egypt*
- ²⁷*National Institute of Chemical Physics and Biophysics, Tallinn, Estonia*
- ²⁸*Department of Physics, University of Helsinki, Helsinki, Finland*
- ²⁹*Helsinki Institute of Physics, Helsinki, Finland*
- ³⁰*Lappeenranta University of Technology, Lappeenranta, Finland*
- ³¹*IRFU, CEA, Université Paris-Saclay, Gif-sur-Yvette, France*
- ³²*Laboratoire Leprince-Ringuet, Ecole polytechnique, CNRS/IN2P3, Université Paris-Saclay, Palaiseau, France*
- ³³*Université de Strasbourg, CNRS, IPHC UMR 7178, Strasbourg, France*
- ³⁴*Centre de Calcul de l'Institut National de Physique Nucléaire et de Physique des Particules, CNRS/IN2P3, Villeurbanne, France*
- ³⁵*Université de Lyon, Université Claude Bernard Lyon 1, CNRS-IN2P3, Institut de Physique Nucléaire de Lyon, Villeurbanne, France*
- ³⁶*Georgian Technical University, Tbilisi, Georgia*
- ³⁷*Tbilisi State University, Tbilisi, Georgia*
- ³⁸*RWTH Aachen University, I. Physikalisches Institut, Aachen, Germany*
- ³⁹*RWTH Aachen University, III. Physikalisches Institut A, Aachen, Germany*
- ⁴⁰*RWTH Aachen University, III. Physikalisches Institut B, Aachen, Germany*
- ⁴¹*Deutsches Elektronen-Synchrotron, Hamburg, Germany*
- ⁴²*University of Hamburg, Hamburg, Germany*
- ⁴³*Karlsruher Institut fuer Technologie, Karlsruhe, Germany*
- ⁴⁴*Institute of Nuclear and Particle Physics (INPP), NCSR Demokritos, Aghia Paraskevi, Greece*
- ⁴⁵*National and Kapodistrian University of Athens, Athens, Greece*
- ⁴⁶*National Technical University of Athens, Athens, Greece*
- ⁴⁷*University of Ioánnina, Ioánnina, Greece*
- ⁴⁸*MTA-ELTE Lendület CMS Particle and Nuclear Physics Group, Eötvös Loránd University, Budapest, Hungary*
- ⁴⁹*Wigner Research Centre for Physics, Budapest, Hungary*
- ⁵⁰*Institute of Nuclear Research ATOMKI, Debrecen, Hungary*
- ⁵¹*Institute of Physics, University of Debrecen, Debrecen, Hungary*
- ⁵²*Indian Institute of Science (IISc), Bangalore, India*
- ⁵³*National Institute of Science Education and Research, HBNI, Bhubaneswar, India*
- ⁵⁴*Panjab University, Chandigarh, India*
- ⁵⁵*University of Delhi, Delhi, India*
- ⁵⁶*Saha Institute of Nuclear Physics, HBNI, Kolkata, India*
- ⁵⁷*Indian Institute of Technology Madras, Madras, India*
- ⁵⁸*Bhabha Atomic Research Centre, Mumbai, India*
- ⁵⁹*Tata Institute of Fundamental Research-A, Mumbai, India*
- ⁶⁰*Tata Institute of Fundamental Research-B, Mumbai, India*
- ⁶¹*Indian Institute of Science Education and Research (IISER), Pune, India*
- ⁶²*Institute for Research in Fundamental Sciences (IPM), Tehran, Iran*
- ⁶³*University College Dublin, Dublin, Ireland*
- ^{64a}*INFN Sezione di Bari, Bari, Italy*
- ^{64b}*Università di Bari, Bari, Italy*
- ^{64c}*Politecnico di Bari, Bari, Italy*
- ^{65a}*INFN Sezione di Bologna, Bologna, Italy*
- ^{65b}*Università di Bologna, Bologna, Italy*
- ^{66a}*INFN Sezione di Catania, Catania, Italy*
- ^{66b}*Università di Catania, Catania, Italy*
- ^{67a}*INFN Sezione di Firenze, Firenze, Italy*
- ^{67b}*Università di Firenze, Firenze, Italy*
- ⁶⁸*INFN Laboratori Nazionali di Frascati, Frascati, Italy*
- ^{69a}*INFN Sezione di Genova, Genova, Italy*
- ^{69b}*Università di Genova, Genova, Italy*
- ^{70a}*INFN Sezione di Milano-Bicocca, Milano, Italy*
- ^{70b}*Università di Milano-Bicocca, Milano, Italy*
- ^{71a}*INFN Sezione di Napoli, Roma, Italy*
- ^{71b}*Università di Napoli 'Federico II', Roma, Italy*
- ^{71c}*Università della Basilicata, Roma, Italy*

- ^{71d} *Università G. Marconi, Roma, Italy*
^{72a} *INFN Sezione di Padova, Trento, Italy*
^{72b} *Università di Padova, Trento, Italy*
^{73a} *INFN Sezione di Pavia, Pavia, Italy*
^{73b} *Università di Pavia, Pavia, Italy*
^{74a} *INFN Sezione di Perugia, Perugia, Italy*
^{74b} *Università di Perugia, Perugia, Italy*
^{75a} *INFN Sezione di Pisa, Pisa, Italy*
^{75b} *Università di Pisa, Pisa, Italy*
^{75c} *Scuola Normale Superiore di Pisa, Pisa, Italy*
^{76a} *INFN Sezione di Roma, Rome, Italy*
^{76b} *Sapienza Università di Roma, Rome, Italy*
^{77a} *INFN Sezione di Torino, Novara, Italy*
^{77b} *Università di Torino, Novara, Italy*
^{77c} *Università del Piemonte Orientale, Novara, Italy*
^{78a} *INFN Sezione di Trieste, Trieste, Italy*
^{78b} *Università di Trieste, Trieste, Italy*
⁷⁹ *Kyungpook National University, Daegu, Korea*
⁸⁰ *Chonnam National University, Institute for Universe and Elementary Particles, Kwangju, Korea*
⁸¹ *Hanyang University, Seoul, Korea*
⁸² *Korea University, Seoul, Korea*
⁸³ *Sejong University, Seoul, Korea*
⁸⁴ *Seoul National University, Seoul, Korea*
⁸⁵ *University of Seoul, Seoul, Korea*
⁸⁶ *Sungkyunkwan University, Suwon, Korea*
⁸⁷ *Vilnius University, Vilnius, Lithuania*
⁸⁸ *National Centre for Particle Physics, Universiti Malaya, Kuala Lumpur, Malaysia*
⁸⁹ *Universidad de Sonora (UNISON), Hermosillo, Mexico*
⁹⁰ *Centro de Investigación y de Estudios Avanzados del IPN, Mexico City, Mexico*
⁹¹ *Universidad Iberoamericana, Mexico City, Mexico*
⁹² *Benemerita Universidad Autónoma de Puebla, Puebla, Mexico*
⁹³ *Universidad Autónoma de San Luis Potosí, San Luis Potosí, Mexico*
⁹⁴ *University of Auckland, Auckland, New Zealand*
⁹⁵ *University of Canterbury, Christchurch, New Zealand*
⁹⁶ *National Centre for Physics, Quaid-I-Azam University, Islamabad, Pakistan*
⁹⁷ *National Centre for Nuclear Research, Swierk, Poland*
⁹⁸ *Institute of Experimental Physics, Faculty of Physics, University of Warsaw, Warsaw, Poland*
⁹⁹ *Laboratório de Instrumentação e Física Experimental de Partículas, Lisboa, Portugal*
¹⁰⁰ *Joint Institute for Nuclear Research, Dubna, Russia*
¹⁰¹ *Petersburg Nuclear Physics Institute, Gatchina (St. Petersburg), Russia*
¹⁰² *Institute for Nuclear Research, Moscow, Russia*
¹⁰³ *Institute for Theoretical and Experimental Physics, Moscow, Russia*
¹⁰⁴ *Moscow Institute of Physics and Technology, Moscow, Russia*
¹⁰⁵ *National Research Nuclear University 'Moscow Engineering Physics Institute' (MEPhI), Moscow, Russia*
¹⁰⁶ *P. N. Lebedev Physical Institute, Moscow, Russia*
¹⁰⁷ *Skobeltsyn Institute of Nuclear Physics, Lomonosov Moscow State University, Moscow, Russia*
¹⁰⁸ *Novosibirsk State University (NSU), Novosibirsk, Russia*
¹⁰⁹ *Institute for High Energy Physics of National Research Centre 'Kurchatov Institute', Protvino, Russia*
¹¹⁰ *National Research Tomsk Polytechnic University, Tomsk, Russia*
¹¹¹ *University of Belgrade, Faculty of Physics and Vinca Institute of Nuclear Sciences, Belgrade, Serbia*
¹¹² *Centro de Investigaciones Energéticas Medioambientales y Tecnológicas (CIEMAT), Madrid, Spain*
¹¹³ *Universidad Autónoma de Madrid, Madrid, Spain*
¹¹⁴ *Universidad de Oviedo, Oviedo, Spain*
¹¹⁵ *Instituto de Física de Cantabria (IFCA), CSIC-Universidad de Cantabria, Santander, Spain*
¹¹⁶ *CERN, European Organization for Nuclear Research, Geneva, Switzerland*
¹¹⁷ *Paul Scherrer Institut, Villigen, Switzerland*
¹¹⁸ *ETH Zurich—Institute for Particle Physics and Astrophysics (IPA), Zurich, Switzerland*
¹¹⁹ *Universität Zürich, Zurich, Switzerland*
¹²⁰ *National Central University, Chung-Li, Taiwan*

- ¹²¹*National Taiwan University (NTU), Taipei, Taiwan*
- ¹²²*Chulalongkorn University, Faculty of Science, Department of Physics, Bangkok, Thailand*
- ¹²³*Çukurova University, Physics Department, Science and Art Faculty, Adana, Turkey*
- ¹²⁴*Middle East Technical University, Physics Department, Ankara, Turkey*
- ¹²⁵*Bogazici University, Istanbul, Turkey*
- ¹²⁶*Istanbul Technical University, Istanbul, Turkey*
- ¹²⁷*Institute for Scintillation Materials of National Academy of Science of Ukraine, Kharkov, Ukraine*
- ¹²⁸*National Scientific Center, Kharkov Institute of Physics and Technology, Kharkov, Ukraine*
- ¹²⁹*University of Bristol, Bristol, United Kingdom*
- ¹³⁰*Rutherford Appleton Laboratory, Didcot, United Kingdom*
- ¹³¹*Imperial College, London, United Kingdom*
- ¹³²*Brunel University, Uxbridge, United Kingdom*
- ¹³³*Baylor University, Waco, Texas, USA*
- ¹³⁴*Catholic University of America, Washington DC, USA*
- ¹³⁵*The University of Alabama, Tuscaloosa, Alabama, USA*
- ¹³⁶*Boston University, Boston, Massachusetts, USA*
- ¹³⁷*Brown University, Providence, Rhode Island, USA*
- ¹³⁸*University of California, Davis, Davis, California, USA*
- ¹³⁹*University of California, Los Angeles, California, USA*
- ¹⁴⁰*University of California, Riverside, Riverside, California, USA*
- ¹⁴¹*University of California, San Diego, La Jolla, California, USA*
- ¹⁴²*University of California, Santa Barbara—Department of Physics, Santa Barbara, California, USA*
- ¹⁴³*California Institute of Technology, Pasadena, California, USA*
- ¹⁴⁴*Carnegie Mellon University, Pittsburgh, Pennsylvania, USA*
- ¹⁴⁵*University of Colorado Boulder, Boulder, Colorado, USA*
- ¹⁴⁶*Cornell University, Ithaca, New York, USA*
- ¹⁴⁷*Fermi National Accelerator Laboratory, Batavia, Illinois, USA*
- ¹⁴⁸*University of Florida, Gainesville, Florida, USA*
- ¹⁴⁹*Florida International University, Miami, Florida, USA*
- ¹⁵⁰*Florida State University, Tallahassee, Florida, USA*
- ¹⁵¹*Florida Institute of Technology, Melbourne, Florida, USA*
- ¹⁵²*University of Illinois at Chicago (UIC), Chicago, Illinois, USA*
- ¹⁵³*The University of Iowa, Iowa City, Iowa, USA*
- ¹⁵⁴*Johns Hopkins University, Baltimore, Maryland, USA*
- ¹⁵⁵*The University of Kansas, Lawrence, Kansas, USA*
- ¹⁵⁶*Kansas State University, Manhattan, Kansas, USA*
- ¹⁵⁷*Lawrence Livermore National Laboratory, Livermore, California, USA*
- ¹⁵⁸*University of Maryland, College Park, Maryland, USA*
- ¹⁵⁹*Massachusetts Institute of Technology, Cambridge, Massachusetts, USA*
- ¹⁶⁰*University of Minnesota, Minneapolis, Minnesota, USA*
- ¹⁶¹*University of Mississippi, Oxford, Mississippi, USA*
- ¹⁶²*University of Nebraska-Lincoln, Lincoln, Nebraska, USA*
- ¹⁶³*State University of New York at Buffalo, Buffalo, New York, USA*
- ¹⁶⁴*Northeastern University, Boston, Massachusetts, USA*
- ¹⁶⁵*Northwestern University, Evanston, Illinois, USA*
- ¹⁶⁶*University of Notre Dame, Notre Dame, Indiana, USA*
- ¹⁶⁷*The Ohio State University, Columbus, Ohio, USA*
- ¹⁶⁸*Princeton University, Princeton, New Jersey, USA*
- ¹⁶⁹*University of Puerto Rico, Mayaguez, Puerto Rico, USA*
- ¹⁷⁰*Purdue University, West Lafayette, Indiana, USA*
- ¹⁷¹*Purdue University Northwest, Hammond, Indiana, USA*
- ¹⁷²*Rice University, Houston, Texas, USA*
- ¹⁷³*University of Rochester, Rochester, New York, USA*
- ¹⁷⁴*Rutgers, The State University of New Jersey, Piscataway, New Jersey, USA*
- ¹⁷⁵*University of Tennessee, Knoxville, Tennessee, USA*
- ¹⁷⁶*Texas A&M University, College Station, Texas, USA*
- ¹⁷⁷*Texas Tech University, Lubbock, Texas, USA*
- ¹⁷⁸*Vanderbilt University, Nashville, Tennessee, USA*
- ¹⁷⁹*University of Virginia, Charlottesville, Virginia, USA*

¹⁸⁰Wayne State University, Detroit, Michigan, USA¹⁸¹University of Wisconsin—Madison, Madison, Wisconsin, USA^aDeceased.^bAlso at Vienna University of Technology, Vienna, Austria.^cAlso at IRFU, CEA, Université Paris-Saclay, Gif-sur-Yvette, France.^dAlso at Universidade Estadual de Campinas, Campinas, Brazil.^eAlso at Federal University of Rio Grande do Sul, Porto Alegre, Brazil.^fAlso at Université Libre de Bruxelles, Bruxelles, Belgium.^gAlso at Institute for Theoretical and Experimental Physics, Moscow, Russia.^hAlso at Joint Institute for Nuclear Research, Dubna, Russia.ⁱAlso at Cairo University, Cairo, Egypt.^jAlso at Helwan University, Cairo, Egypt.^kAlso at Zewail City of Science and Technology, Zewail, Egypt.^lAlso at Department of Physics, King Abdulaziz University, Jeddah, Saudi Arabia.^mAlso at Université de Haute Alsace, Mulhouse, France.ⁿAlso at Skobeltsyn Institute of Nuclear Physics, Lomonosov Moscow State University, Moscow, Russia.^oAlso at Tbilisi State University, Tbilisi, Georgia.^pAlso at CERN, European Organization for Nuclear Research, Geneva, Switzerland.^qAlso at RWTH Aachen University, III. Physikalisches Institut A, Aachen, Germany.^rAlso at University of Hamburg, Hamburg, Germany.^sAlso at Brandenburg University of Technology, Cottbus, Germany.^tAlso at MTA-ELTE Lendület CMS Particle and Nuclear Physics Group, Eötvös Loránd University, Budapest, Hungary.^uAlso at Institute of Nuclear Research ATOMKI, Debrecen, Hungary.^vAlso at Institute of Physics, University of Debrecen, Debrecen, Hungary.^wAlso at IIT Bhubaneswar, Bhubaneswar, India.^xAlso at Institute of Physics, Bhubaneswar, India.^yAlso at Shoolini University, Solan, India.^zAlso at University of Visva-Bharati, Santiniketan, India.^{aa}Also at Isfahan University of Technology, Isfahan, Iran.^{bb}Also at Plasma Physics Research Center, Science and Research Branch, Islamic Azad University, Tehran, Iran.^{cc}Also at Università degli Studi di Siena, Siena, Italy.^{dd}Also at International Islamic University of Malaysia, Kuala Lumpur, Malaysia.^{ee}Also at Malaysian Nuclear Agency, MOSTI, Kajang, Malaysia.^{ff}Also at Texas A&M University at Qatar, Doha, Qatar.^{gg}Also at Consejo Nacional de Ciencia y Tecnología, Mexico city, Mexico.^{hh}Also at Warsaw University of Technology, Institute of Electronic Systems, Warsaw, Poland.ⁱⁱAlso at Institute for Nuclear Research, Moscow, Russia.^{jj}Also at National Research Nuclear University ‘Moscow Engineering Physics Institute’ (MEPhI), Moscow, Russia.^{kk}Also at Institute of Nuclear Physics of the Uzbekistan Academy of Sciences, Tashkent, Uzbekistan.^{ll}Also at St. Petersburg State Polytechnical University, St. Petersburg, Russia.^{mm}Also at University of Florida, Gainesville, Florida, USA.ⁿⁿAlso at P. N. Lebedev Physical Institute, Moscow, Russia.^{oo}Also at California Institute of Technology, Pasadena, California, USA.^{pp}Also at Budker Institute of Nuclear Physics, Novosibirsk, Russia.^{qq}Also at Faculty of Physics, University of Belgrade, Belgrade, Serbia.^{rr}Also at INFN Sezione di Pavia, Università di Pavia, Pavia, Italy.^{ss}Also at University of Belgrade, Faculty of Physics and Vinca Institute of Nuclear Sciences, Belgrade, Serbia.^{tt}Also at Scuola Normale e Sezione dell’INFN, Pisa, Italy.^{uu}Also at National and Kapodistrian University of Athens, Athens, Greece.^{vv}Also at Riga Technical University, Riga, Latvia.^{ww}Also at Universität Zürich, Zurich, Switzerland.^{xx}Also at Stefan Meyer Institute for Subatomic Physics, Vienna, Austria.^{yy}Also at Istanbul Aydin University, Istanbul, Turkey.^{zz}Also at Mersin University, Mersin, Turkey.^{aaa}Also at Piri Reis University, Istanbul, Turkey.^{bbb}Also at Gaziosmanpasa University, Tokat, Turkey.^{ccc}Also at Adiyaman University, Adiyaman, Turkey.^{ddd}Also at Ozyegin University, Istanbul, Turkey.^{eee}Also at Izmir Institute of Technology, Izmir, Turkey.

- ^{fff} Also at Marmara University, Istanbul, Turkey.
- ^{ggg} Also at Kafkas University, Kars, Turkey.
- ^{hhh} Also at Istanbul University, Faculty of Science, Istanbul, Turkey.
- ⁱⁱⁱ Also at Istanbul Bilgi University, Istanbul, Turkey.
- ^{jjj} Also at Hacettepe University, Ankara, Turkey.
- ^{kkk} Also at Rutherford Appleton Laboratory, Didcot, United Kingdom.
- ^{lll} Also at School of Physics and Astronomy, University of Southampton, Southampton, United Kingdom.
- ^{mmm} Also at Monash University, Faculty of Science, Clayton, Australia.
- ⁿⁿⁿ Also at Bethel University, St. Paul, Minnesota, USA.
- ^{ooo} Also at Karamanoğlu Mehmetbey University, Karaman, Turkey.
- ^{ppp} Also at Utah Valley University, Orem, Utah, USA.
- ^{qqq} Also at Purdue University, West Lafayette, Indiana, USA.
- ^{rrr} Also at Beykent University, Istanbul, Turkey.
- ^{sss} Also at Bingol University, Bingol, Turkey.
- ^{ttt} Also at Sinop University, Sinop, Turkey.
- ^{uuu} Also at Mimar Sinan University, Istanbul, Istanbul, Turkey.
- ^{vvv} Also at Kyungpook National University, Daegu, Korea.