

## MIT Open Access Articles

*Search for Single Production of Vector-Like Quarks Decaying to a Top Quark and a W Boson in proton–proton Collisions at  $\sqrt{s} = 13$  TeV*

The MIT Faculty has made this article openly available. *Please share* how this access benefits you. Your story matters.

**Citation:** Sirunyan, A. M. et al. “Search for Single Production of Vector-Like Quarks Decaying to a Top Quark and a W Boson in proton–proton Collisions at  $\sqrt{s} = 13$  TeV.” The European Physical Journal C 79, 2 (January 2019): 90 © CERN for the benefit of the CMS collaboration

**As Published:** <https://doi.org/10.1140/epjc/s10052-019-6556-3>

**Publisher:** Springer-Verlag

**Persistent URL:** <http://hdl.handle.net/1721.1/120169>

**Version:** Final published version: final published article, as it appeared in a journal, conference proceedings, or other formally published context

**Terms of use:** Creative Commons Attribution 4.0 International license





# Search for single production of vector-like quarks decaying to a top quark and a W boson in proton–proton collisions at $\sqrt{s} = 13$ TeV

CMS Collaboration\*

CERN, 1211 Geneva 23, Switzerland

Received: 23 September 2018 / Accepted: 27 December 2018  
© CERN for the benefit of the CMS collaboration 2019

**Abstract** A search is presented for the single production of vector-like quarks in proton–proton collisions at  $\sqrt{s} = 13$  TeV. The data, corresponding to an integrated luminosity of  $35.9 \text{ fb}^{-1}$ , were recorded with the CMS experiment at the LHC. The analysis focuses on the vector-like quark decay into a top quark and a W boson, with one muon or electron in the final state. The mass of the vector-like quark candidate is reconstructed from hadronic jets, the lepton, and the missing transverse momentum. Methods for the identification of b quarks and of highly Lorentz boosted hadronically decaying top quarks and W bosons are exploited in this search. No significant deviation from the standard model background expectation is observed. Exclusion limits at 95% confidence level are set on the product of the production cross section and branching fraction as a function of the vector-like quark mass, which range from 0.3 to 0.03 pb for vector-like quark masses of 700 to 2000 GeV. Mass exclusion limits up to 1660 GeV are obtained, depending on the vector-like quark type, coupling, and decay width. These represent the most stringent exclusion limits for the single production of vector-like quarks in this channel.

## 1 Introduction

The discovery of the Higgs boson (H) [1,2] with a mass of 125 GeV completes the particle content of the standard model (SM). Even though the SM yields numerous accurate predictions, there are several open questions, among them the origin of the H mass stability at the electroweak scale. Various models beyond the SM have been proposed that stabilise the H mass at the measured value; some examples are Little Higgs [3–5] or Composite Higgs models [6], in which additional top quark partners with masses at the TeV scale are predicted. Since the left- (LH) and right-handed (RH) chiral components of these particles transform in the same way under the SMElectroweak symmetry group, they are often

referred to as “vector-like quarks” (VLQs). In contrast to a fourth chiral quark generation, their impact on the H properties is small, such that VLQs have not been excluded by the measurements of H mediated cross sections [7–9].

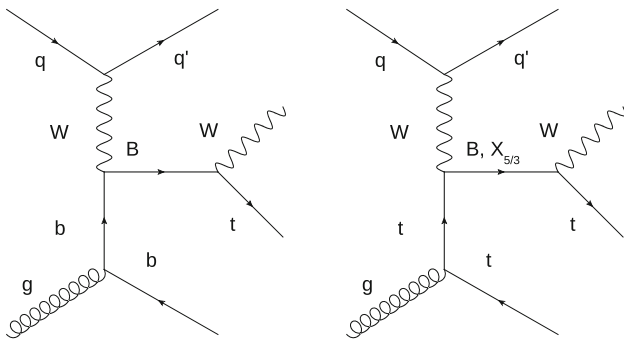
Several searches for VLQs have been performed at the CERN LHC, setting lower exclusion limits on the VLQ mass  $m_{\text{VLQ}}$  [10–31]. Many of these analyses study the pair production of VLQs via the strong interaction. In contrast, the analysis presented here searches for the single VLQ production via the weak interaction, where a hadronic jet is emitted at a low angle with respect to the beam direction. Furthermore, VLQs with enhanced couplings to the third generation quarks (i.e. VLQ B and  $X_{5/3}$  quarks with an electric charge of 1/3 and 5/3 respectively) are produced in association with a bottom (b) or top (t) quark, leading to the B+b, B+t, and  $X_{5/3}+t$  production modes.

While a VLQ B quark could decay into the Hb, Zb, or tW final state, a VLQ  $X_{5/3}$  quark could only decay into the tW final state. This search focuses on the tW final state. In Fig. 1, two leading-order (LO) Feynman diagrams are shown for the single production of B and  $X_{5/3}$  quarks and their decay into tW. This paper presents the first search of this signature in proton–proton (pp) collision data recorded at a centre-of-mass energy of 13 TeV. Results at  $\sqrt{s} = 8$  TeV have been obtained by the ATLAS collaboration [32].

In this analysis, final states with a single muon or electron, several hadronic jets, and missing transverse momenta  $p_{\text{T}}^{\text{miss}}$  are studied. Because of the high mass of the VLQ, the t and W can have high Lorentz boosts, leading to highly collimated decays of the W boson, the top quark and non-isolated leptons. For signal events, the mass of the B and  $X_{5/3}$  quarks can be reconstructed using hadronic jets, the lepton, and the  $p_{\text{T}}^{\text{miss}}$ . The associated b and t, as well as the leptons originating from their decay, have much lower transverse momenta  $p_{\text{T}}$  and are not considered for the reconstruction or selection.

The dominant SM background processes are top quark pair ( $t\bar{t}$ ) production, W+jets and Z+jets production, single t production, and multijet production via the strong force. All SM backgrounds contributing to this search are predicted

\* e-mail: cms-publication-committee-chair@cern.ch



**Fig. 1** Leading order Feynman diagrams for the production of a single vector-like  $B$  or  $X_{5/3}$  quark in association with a  $b$  (left) or  $t$  (right) and a light-flavour quark, and the subsequent decay of the VLQ to  $tW$

from dedicated control regions in data, defined through the absence of a forward jet.

This paper is organised as follows: Sect. 2 provides a description of the CMS detector. Section 3 introduces the data set and the simulated events. This is followed by the event selection in Sect. 4, as well as by the description of the reconstruction of the VLQ mass in Sect. 5. In Sect. 6, a method to estimate the background is discussed. Systematic uncertainties are detailed in Sect. 7. The final results of the analysis, as well as the statistical interpretation in terms of exclusion limits, are discussed in Sect. 8.

## 2 The CMS detector and physics objects

The central feature of the CMS apparatus is a superconducting solenoid of 6 m internal diameter, providing a magnetic field of 3.8 T. Within the solenoid volume are a silicon pixel and strip tracker, a lead tungstate crystal electromagnetic calorimeter (ECAL), and a brass and scintillator hadron calorimeter (HCAL), each composed of a barrel and two endcap sections. Forward calorimeters extend the pseudorapidity coverage provided by the barrel and endcap detectors. Muons are detected in gas-ionisation chambers embedded in the steel flux-return yoke outside the solenoid.

The particle-flow event algorithm [33] aims to reconstruct and identify each individual particle with an optimised combination of information from the various elements of the CMS detector. The energy of photons is directly obtained from the ECAL measurement, corrected for zero-suppression effects. The energy of electrons is determined from a combination of the electron momentum at the primary interaction vertex, the energy of the corresponding ECAL cluster, and the energy sum of all bremsstrahlung photons spatially compatible with originating from the electron track [34]. The energy of muons is obtained from the curvature of the corresponding track [35]. The energy of charged hadrons is determined from a combination of their momentum measured in the tracker and

the matching ECAL and HCAL energy deposits, corrected for zero-suppression effects and for the response function of the calorimeters to hadronic showers. Finally, the energy of neutral hadrons is obtained from the corresponding corrected ECAL and HCAL energy.

The reconstructed vertex with the largest value of summed physics-object  $p_T^2$  is taken to be the primary  $pp$  interaction vertex. The physics objects used are the jets, clustered with the jet finding algorithm [36,37] with the tracks assigned to the vertex as inputs, and the associated missing transverse momentum, taken as the negative vector sum of the  $p_T$  of those jets.

A more detailed description of the CMS detector, together with a definition of the coordinate system used and the relevant kinematic variables, can be found in Ref. [38].

## 3 Data and simulated samples

In this analysis,  $pp$  collision data at a centre-of-mass energy of 13 TeV taken in 2016 by the CMS experiment are analyzed. The data have been collected with muon and electron triggers [39]. For the muon trigger, a muon candidate with  $p_T > 50$  GeV is required. Data events in the electron channel are collected using a logical combination of two triggers: the first requires an electron candidate with  $p_T > 45$  GeV and a hadronic jet candidate with  $p_T > 165$  GeV, the second requires an electron candidate with  $p_T > 115$  GeV. In the trigger selection, reconstructed leptons and jets must be in the central part of the detector, with a pseudorapidity of  $|\eta| < 2.4$ . No lepton isolation criteria are applied at the trigger level. The collected data correspond to an integrated luminosity of  $35.9 \text{ fb}^{-1}$  [40].

For the study of dominant SM background processes and for the validation of the background estimation, simulated samples using Monte Carlo (MC) techniques are used. The top quark pair production via the strong interaction and single top quark production in the  $t$ -channel, and the  $tW$  process are generated with the next-to-leading-order (NLO) generator POWHEG [41–43] (version v2 is used for the first two and version v1 for the third). The event generator MADGRAPH5\_aMC@NLO (v2.2.2) [44] at NLO is used for single top quark production in the  $s$ -channel. The  $W$ +jets and  $Z$ +jets processes are also simulated using MADGRAPH5\_aMC@NLO (v2.2.2). The  $W$ +jets events are generated at NLO, and the FFX scheme [45] is used to match the parton shower emission. The  $Z$ +jets events are produced at LO with the MLM parton matching scheme [46]. The production of quantum chromodynamics (QCD) multijet events has been simulated at LO using PYTHIA [47]. All generated events are interfaced with PYTHIA for the description of the parton shower and hadronisation. The parton distribution functions (PDFs) are taken from the NNPDF 3.0 [48] sets, with the preci-

sion matching that of the matrix element calculations. The underlying event tune is CUETP8M1 [49, 50], except for the simulation of top quark pairs and single top quark production in the  $t$ -channel, which use CUETP8M2T4 [51].

Signal events are generated at LO using MADGRAPH5\_aMC@NLO for B and  $X_{5/3}$  with VLQ decay widths relative to the VLQ mass of  $(\Gamma/m)_{\text{VLQ}} = 1, 10, 20, \text{ and } 30\%$ . The samples with 1% relative VLQ width are simulated in steps of 100 GeV for masses between 700 and 2000 GeV. Samples with 10, 20, and 30% relative VLQ widths are generated in steps of 200 GeV for masses ranging from 800 to 2000 GeV, using a modified version of the model proposed in Refs. [52–54]. Separate signal samples are generated for the two main production modes, in which VLQs are produced in association either with a b quark or with a t quark, viz.  $pp \rightarrow \text{Bbq}$  and  $pp \rightarrow \text{Btq}$ . The theoretical cross sections for VLQ production are calculated using Refs. [55–57], where a simplified approach is used to provide a model-independent interpretation of experimental results for narrow and large mass width scenarios, as already used for the interpretation of singly produced vector-like T and B quarks [18, 19]. The MADSPIN package [58, 59] is used to retain the correct spin correlations of the top quark and W boson decay products. Interference effects between signal and SM processes have been found to be negligible in this analysis.

All generated events are passed through a GEANT4 [60] based detector simulation of the CMS detector. Additional pp interactions originating from the same bunch crossing (in-time pileup), as well as from the following or previous bunch crossings (out-of-time pileup) are taken into account in the simulation.

#### 4 Event selection

The physics objects used in this analysis are muons, electrons, hadronic jets,  $\vec{p}_T^{\text{miss}}$ , and  $S_{T,\text{lep}}$  (defined as the scalar sum of the lepton  $p_T$  and  $p_T^{\text{miss}}$ ).

For each event, jets are clustered from reconstructed particles using the infrared and collinear safe anti- $k_T$  algorithm [36] with a distance parameter  $R = 0.4$  (AK4 jet). Additionally, jets with  $R = 0.8$  (AK8 jet) are also clustered in every event with the anti- $k_T$  algorithm, which are used for t and W tagging. The jet clustering is performed with the FASTJET [37] package. Jet momentum is determined as the vectorial sum of all particle momenta in the jet, and is found from simulation to be within 5–10% of the true momentum over the whole  $p_T$  spectrum and detector acceptance. Additional pp interactions within the same or nearby bunch crossings can contribute additional tracks and calorimetric energy depositions to the jet momentum. To mitigate this effect, tracks identified to be originating from pileup vertices are discarded, and an offset correction is applied to correct for remaining

contributions. Jet energy corrections are derived from simulation studies so that the average measured response of jets becomes identical to that of particle level jets. In situ measurements of the momentum balance in dijet, photon+jet, Z+jet, and multijet events are used to account for any residual differences in the jet energy scale in data and simulation. Additional selection criteria are applied to each jet to remove jets potentially dominated by anomalous contributions from various subdetector components or reconstruction failures [61].

From the corrected and reconstructed AK4 jets, those are considered that have  $p_T > 30$  GeV and  $|\eta| < 4$ , while AK8 jets must have  $p_T > 170$  GeV and  $|\eta| < 2.4$ .

Events selected in the analysis are required to have one reconstructed muon or electron with  $p_T > 55$  GeV and  $|\eta| < 2.4$ . Electrons and muons are selected using tight quality criteria with small misidentification probabilities of about 0.1% for muons and 1% for electrons [34, 62]. In the electron channel, a AK4 jet must have  $p_T > 185$  GeV and  $|\eta| < 2.4$  if the electron has  $p_T < 120$  GeV, reflecting the trigger selection. Events with more than one muon or electron passing the same tight identification criteria and having  $p_T > 40$  GeV and  $|\eta| < 2.4$  are discarded. Selected events contain two AK4 jets with  $p_T > 50$  GeV, which are in the central part of the detector with  $|\eta| < 2.4$ . Additionally at least one AK8 jet is required. For the reconstruction AK4 jets are used with  $p_T > 30$  GeV and  $|\eta| < 2.4$ , while the AK4 jets emitted close to the beam pipe and employed in the background estimation must fulfill  $p_T > 30$  GeV and  $2.4 < |\eta| < 4$ .

Because of the high Lorentz boosts of the top quarks and W bosons from the heavy VLQ decay, signal events can have leptons in close vicinity to the jets. For this reason, standard lepton isolation would reduce the selection efficiency considerably. Therefore, for the suppression of events originating from QCD multijet processes, either the perpendicular component of the lepton momentum relative to the geometrically closest AK4 jet  $p_{T,\text{rel}}$ , is required to exceed 40 GeV or the angular distance of the lepton to the jet,  $\Delta R(\ell, \text{jet}) = \sqrt{(\Delta\eta)^2 + (\Delta\phi)^2}$ , must be larger than 0.4, where  $\phi$  is the azimuthal angle in radians. Furthermore, for selecting an event, the magnitude of  $\vec{p}_T^{\text{miss}}$  has to be greater than 50 GeV in the muon channel and greater than 60 GeV in the electron channel. This requirement reduces the amount of background from multijet production. The final selection is based on the variable  $S_{T,\text{lep}}$ , which is required to be larger than 250 GeV in the muon channel and 290 GeV in the electron channel.

Events are separated into categories exploiting the tagging techniques for boosted top quarks and W bosons decaying hadronically, as well as for hadronic jets originating from b quarks. Jets with  $R = 0.8$  are used to identify the hadronic decays of highly boosted top quarks and W bosons [63, 64]. For top quark jets  $p_T > 400$  GeV is required, and for W

boson jets the requirement is  $p_T > 200$  GeV. The “soft drop” (SD) declustering and grooming algorithm [65,66] with  $z = 0.1$  and  $\beta = 0$  is employed to identify subjects and to remove soft and wide-angle radiation. The groomed jet mass,  $m_{SD}$ , is used to identify top quark and W boson candidates. Tagged top quark candidates (t tagged) are required to have  $105 < m_{SD} < 220$  GeV and one of the subjects must fulfill the loose b tagging criterion, based on the combined secondary vertex (CSVv2) [67] algorithm. The loose criterion is defined to give a 80% efficiency of correctly identifying b jets, with a 10% probability of incorrectly tagging a light quark jet. Additionally, the jet must have a N-subjettiness [68,69] ratio  $\tau_3/\tau_2 < 0.5$  and its angular distance to the lepton  $\Delta R(\ell, t \text{ tag})$  must be larger than 2. Identified W boson candidates (W tag) must have  $65 < m_{SD} < 95$  GeV. The medium b tag criterion is used on AK4 jets, defined to give a 60% efficiency of correctly identifying b jets, with a 1% probability of incorrectly tagging a light quark jet.

Selected events are attributed to different mutually exclusive event categories. Events containing at least one t tag constitute the first category (“t tag”). If no t tag is found, all events with at least one W tag are grouped into a second category (“W tag”). The remaining events are attributed to three further categories based on the multiplicity of b tags found in the event. We distinguish events with at least two (“ $\geq 2$  b tag”), exactly one (“1 b tag”), and no b tag (“0 b tag”). These five categories are built separately in the muon and in the electron channel leading to a total of ten categories.

## 5 Mass reconstruction

Hadronic jets, leptons, and  $\vec{p}_T^{\text{miss}}$  are used to reconstruct the mass of the VLQ, denoted  $m_{\text{reco}}$ . In signal events, the lepton in the final state always originates from the decay of a W boson, either the W boson from the VLQ decay or the W boson from the top quark decay. The neutrino four-momentum can thus be reconstructed from the components of  $\vec{p}_T^{\text{miss}}$ , the W mass constraint, and the assumption of massless neutrinos.

In the case when a hadronic jet with a t tag is found,  $m_{\text{reco}}$  is calculated from the four-momentum of the t-tagged jet and the four-momentum of the leptonically decaying W boson. If several hadronic jets with t tags are present, the one with the largest angular distance to the reconstructed leptonic W boson decay is used. Once the t-tagged jet has been selected, all overlapping AK4 jet jets in the event are removed in order to avoid double counting of energy. For the shown  $m_{\text{reco}}$  distributions these events form the t tag category. For events in the other categories the hadronic part of the VLQ decay is reconstructed from combinations of AK4 jets with  $|\eta| < 2.4$ . Each possible jet assignment for the decays of the W boson and t quark is tested exploiting the following  $\chi^2$  quantity

$$\chi^2 = \frac{(m_t - \bar{m}_t)^2}{\sigma_t^2} + \frac{(m_W - \bar{m}_W)^2}{\sigma_W^2} + \frac{(\Delta R(t, W) - \pi)^2}{\sigma_{\Delta R}^2} + \frac{(p_{T,W}/p_{T,t} - 1)^2}{\sigma_{p_T}^2}. \quad (1)$$

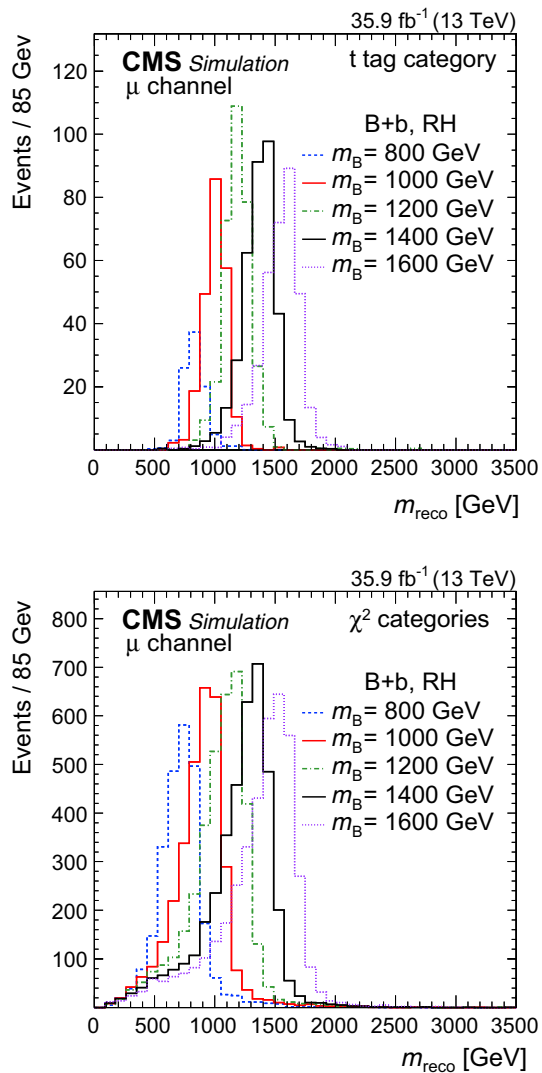
For each event, the jet assignment with the maximum  $\chi^2$  probability is selected. For the  $\chi^2$  quantity the  $p_T$  balance,  $p_{T,W}/p_{T,t}$ , the angular distance,  $\Delta R(t, W)$ , and the reconstructed masses of the top quark candidate  $m_t$  and the W boson candidate  $m_W$  are used. The expected values  $\bar{m}_t$  and  $\bar{m}_W$ , and their standard deviations  $\sigma_t$  and  $\sigma_W$  are obtained from simulation for correctly reconstructed events and it is verified that the values are independent of the VLQ mass. Here, correctly reconstructed events are defined by the assignment of jets to generated t quarks and W bosons, where the generated particles from the VLQ decay are unambiguously matched within a distance of  $\Delta R < 0.4$  to the reconstructed particles. It was also verified in simulation that the expected values of  $\Delta R(t, W)$  and the  $p_T$  balance are  $\pi$  and 1, with their standard deviations  $\sigma_{\Delta R}$  and  $\sigma_{p_T}$ . In order to account for cases where the W boson from the VLQ decay decays into a lepton and neutrino, the  $\chi^2$  is calculated for each permutation with the second term omitted. Cases where the hadronic decay products of the W bosons or the top quark are reconstructed in a single AK4 jet are included by omitting the first or second term in the calculation of the  $\chi^2$ .

The distributions of  $m_{\text{reco}}$  in simulation for the B+b production mode with right-handed couplings are shown in Fig. 2 for events with a muon in the final state. The reconstruction of events with a t tag (top) is best suited for high VLQ masses where the decay products of the top quark are highly boosted, while the  $\chi^2$  method (bottom) yields a stable performance for all VLQ masses, where the decay products of the W boson and top quark are reconstructed from several jets. Additionally, the latter method enables the reconstruction of events with a lepton from the top quark decay chain. Mass resolutions between 10–15% are achieved for both reconstruction methods, with peak values of the  $m_{\text{reco}}$  distributions at the expected values. The VLQs with left-handed couplings (not shown) have a lower selection efficiency by 20–25% because of a smaller lepton  $p_T$ , on average, but otherwise features a behaviour similar to VLQs with right-handed couplings. Distributions obtained for the final states with an electron are similar to those with a muon.

## 6 Background estimation

The data sample obtained after the selection is then divided into a signal region with a jet in the forward region of





**Fig. 2** Distributions of  $m_{\text{reco}}$  for the B+b production mode, obtained for simulated events with a muon in the final state, reconstructed with a t tag (top) and with the  $\chi^2$  method (bottom) for right-handed VLQ couplings and various VLQ masses  $m_B$ . Signal events are shown assuming a production cross section of 1 pb and a relative VLQ decay width of 1%

the detector with  $2.4 < |\eta| < 4.0$  and a control region without such a jet. The distribution of background processes in the signal region is estimated using the shape of the  $m_{\text{reco}}$  distribution in the control region. Residual differences in the shapes of the  $m_{\text{reco}}$  distributions between signal and control regions are investigated in each of the signal categories by using simulated SM events. Differences can arise from different background compositions in signal and control regions due to the presence of a forward jet. The observed differences are small, with average values of 10%, and are corrected for by multiplicative factors applied to the background predictions in the validation and signal regions. The largest differences are observed

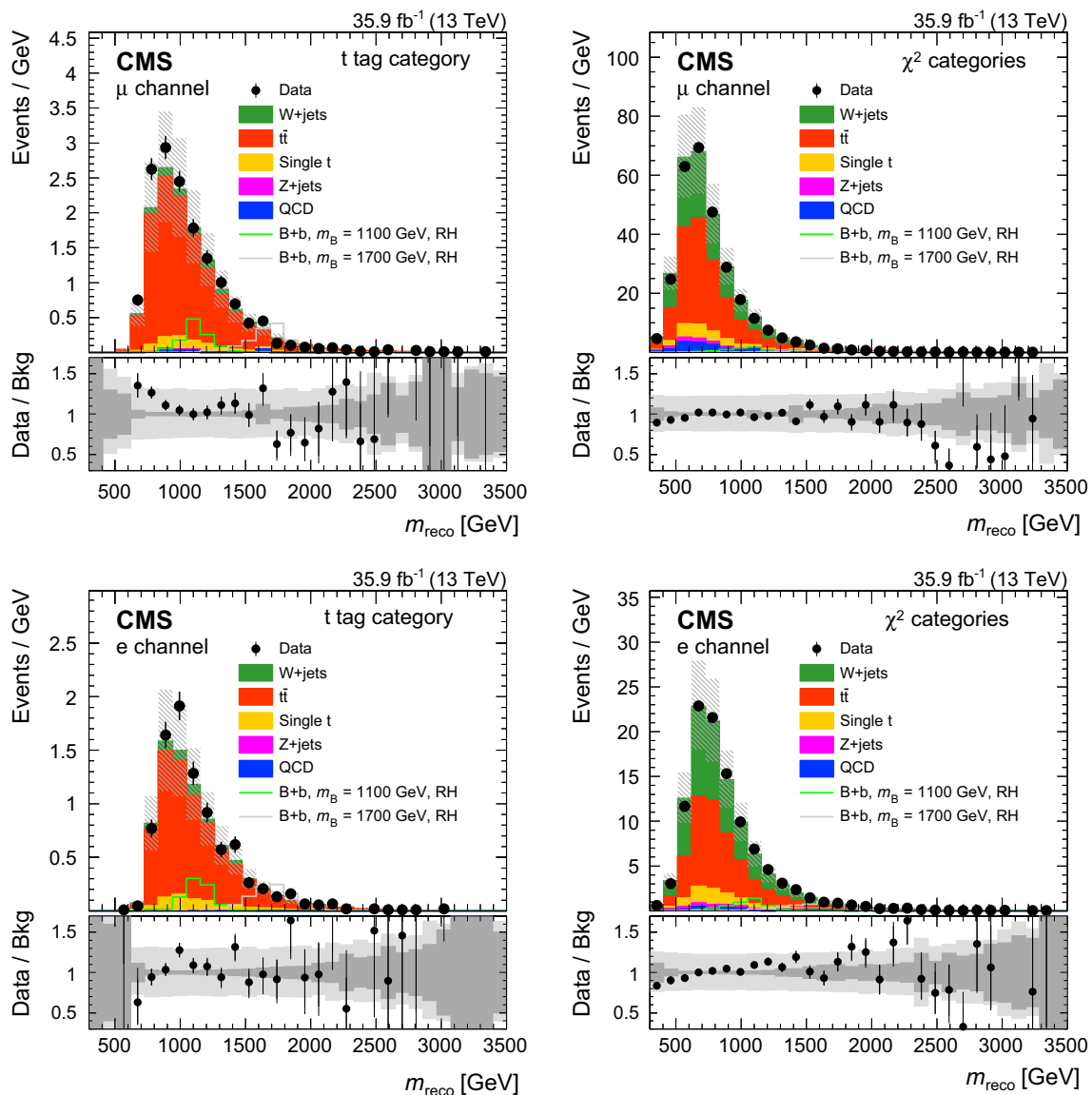
for  $m_{\text{reco}}$  values below 800 GeV, with values no larger than about 20%.

In order to validate the VLQ mass reconstruction, data are compared to simulation in the control region. In Fig. 3 the distributions of  $m_{\text{reco}}$  are shown in the muon (upper) and electron (lower) channels for events with a t tag (left) and events reconstructed with the  $\chi^2$  method (right). The  $t\bar{t}$  and tW standard model processes provide irreducible backgrounds in the reconstructed VLQ mass distributions, showing good agreement between the data and simulation. The contribution of signal events in the control region is small and is taken into account by a simultaneous fit to signal and control regions in the statistical extraction of the results.

In order to validate the background estimation, a validation region is constructed from requiring events with reconstruction  $p$ -values smaller than 0.08. The  $p$ -values are calculated as the probability of obtaining the  $\chi^2$  as given by Eq. (1), where the number of degrees of freedom of the selected hypothesis are taken into account. For events with a t tag, the same  $\chi^2$  quantity is evaluated for the selected hypothesis. The validation region has an order of magnitude fewer events than the signal region and a negligible amount of signal contamination. The  $m_{\text{reco}}$  distributions for the two most sensitive categories are shown in Fig. 4 for the muon (upper) and electron (lower) channels. The observed number of events is found to be in good agreement with the predicted number of events from the background estimation in the validation region, with no statistically significant deviations. Similar observations are made for the other signal categories.

## 7 Systematic uncertainties

Systematic uncertainties can affect both the overall normalisation of background components and the shapes of the  $m_{\text{reco}}$  distributions for signal and background processes. The main uncertainty in the shape of the  $m_{\text{reco}}$  distribution from the background estimation based on a control region in data is related to the kinematic difference between the signal and control regions. Correction factors are applied to account for this difference, obtained from SM simulations. These uncertainties have a size of 10% on average, with maximum values of 20% at small values of  $m_{\text{reco}}$ . Compared to these uncertainties, the effects from uncertainties in the SM simulations are negligible on the background estimation, as these cancel to a large degree when building the ratios between signal and control regions. The uncertainties in the overall normalisation of the background predictions are obtained from a fit to the data in the signal region.



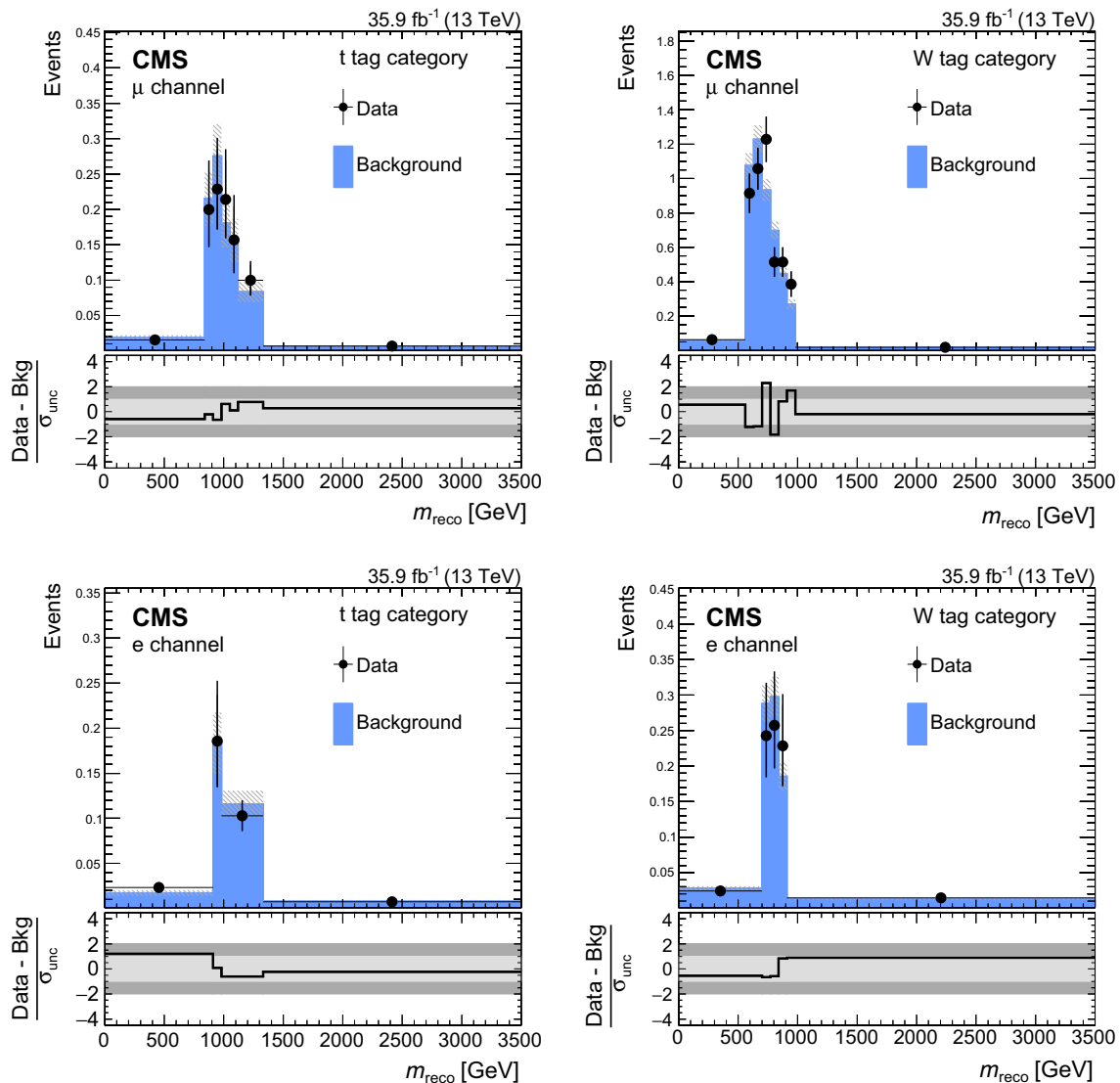
**Fig. 3** Distributions of  $m_{\text{reco}}$  in data and simulation in the control region for the muon (upper) and electron (lower) channels for events reconstructed with a  $t$  tag (left) and with the  $\chi^2$  method (right). The VLQ signal is shown for the B+b production mode and right-handed VLQ couplings. The vertical bars illustrate the statistical uncertainties

on the data, while the shaded area shows the total uncertainties for the background simulation. The lower panels show the ratio of data to the background prediction. The dark and light gray bands correspond to the statistical and total uncertainties, respectively

Uncertainties in the MC simulation are applied to all simulated signal events. In the following, the systematic uncertainties are summarized.

- The uncertainty in the integrated luminosity measurement recorded with the CMS detector in the 2016 run at  $\sqrt{s} = 13$  TeV is 2.5% [40].
- The estimation of pileup effects is based on the total inelastic cross section. This cross section is determined to be 69.2 mb. The uncertainty is taken into account by varying the total inelastic cross section by 4.6% [70].

- Simulated events are corrected for lepton identification, trigger, and isolation efficiencies. The corresponding corrections are applied as functions of  $|\eta|$  and  $p_T$ . The systematic uncertainties due to these corrections are taken into account by varying each correction factor within its uncertainty.
- The scale factors for the jet energy scale and resolution are determined as functions of  $|\eta|$  and  $p_T$  [61]. The effect of the uncertainties in these scale factors are considered by varying the scale factors within their uncertainties. Jets with distance parameters of 0.4 and 0.8 are modified



**Fig. 4** Distributions of  $m_{\text{reco}}$  in the validation region of the two most sensitive categories in the muon channel (upper) and electron channel (lower). The lower panels show the difference of data and background expectations in units of the total (stat. and sys.) uncertainty on the background estimate

simultaneously. The results of variations for AK4 jets are propagated to the measurement of  $\vec{p}_{\text{T}}^{\text{miss}}$ .

- The uncertainties due to the PDFs are evaluated by considering 100 replicas of the NNPDF 3.0 set according to the procedure described in Ref. [71]. The associated PDF uncertainties in the signal acceptance are estimated following the prescription for the LHC [71].
- Uncertainties associated with variations of the factorisation  $\mu_{\text{F}}$  and renormalisation scales  $\mu_{\text{R}}$  are evaluated by varying the respective scales independently, by factors of 0.5 and 2.
- Corrections for the b tagging efficiencies and misidentification rates for AK4 jets, and subjets of AK8 jets are applied. These are measured as a function of the jet

$p_{\text{T}}$  [67]. The corresponding uncertainties are taken into account by varying the corrections within their uncertainties for heavy- and light-flavour jets separately.

- An uncertainty on the t tagging efficiency of +7 and –4% is applied to signal events with a t tag [64]. The uncertainty on the W tagging efficiency is determined from jet mass resolution (JMR) and scale (JMS) uncertainties, which are added in quadrature. An additional JMR uncertainty is derived from the differences in the hadronisation and shower models of PYTHIA and HERWIG++ [72]. The uncertainty depends on the  $p_{\text{T}}$  of the W boson; for VLQs with a mass of 700 GeV it is around 2% and for a mass of 1800 GeV it is around 6%. An uncertainty of 1% is assigned to the JMS, as obtained from



**Table 1** Uncertainties considered for simulated signal events in the B+b production mode ( $m_B = 900$  GeV) for right-handed VLQ couplings for the t tag and W tag categories. The uncertainties in the b tag categories are of comparable size to those in the W tag category

Uncertainty		t tag (%)	W tag (%)
W tagging	Rate	–	3.3
t tagging	Rate	$\begin{smallmatrix} +7 \\ -4 \end{smallmatrix}$	–
Luminosity	Rate	2.5	2.5
Pileup	Shape	1–3	0.2
Lepton reconstruction	Shape	2–3	2–3
b tagging	Shape	2.5	2.5
Jet energy scale	Shape	2–6	1–5
Jet energy resolution	Shape	1–2	1–2
PDF	Shape	2–3	0.5
$\mu_f$ and $\mu_r$	Shape	0.3	0.2

studies of the jet mass in fully merged hadronic W boson decays.

In Table 1, a summary of the uncertainties considered for signal events is shown, where the largest uncertainties come from the jet energy scale and the jet tagging. For the uncertainties connected to the PDF,  $\mu_f$  and  $\mu_r$  only the signal acceptance and shape differences are propagated. The uncertainties with the largest impact on the analysis are the uncertainties associated with the data-driven background estimation, being more than two times larger than the jet energy scale uncertainties in the signal.

## 8 Results

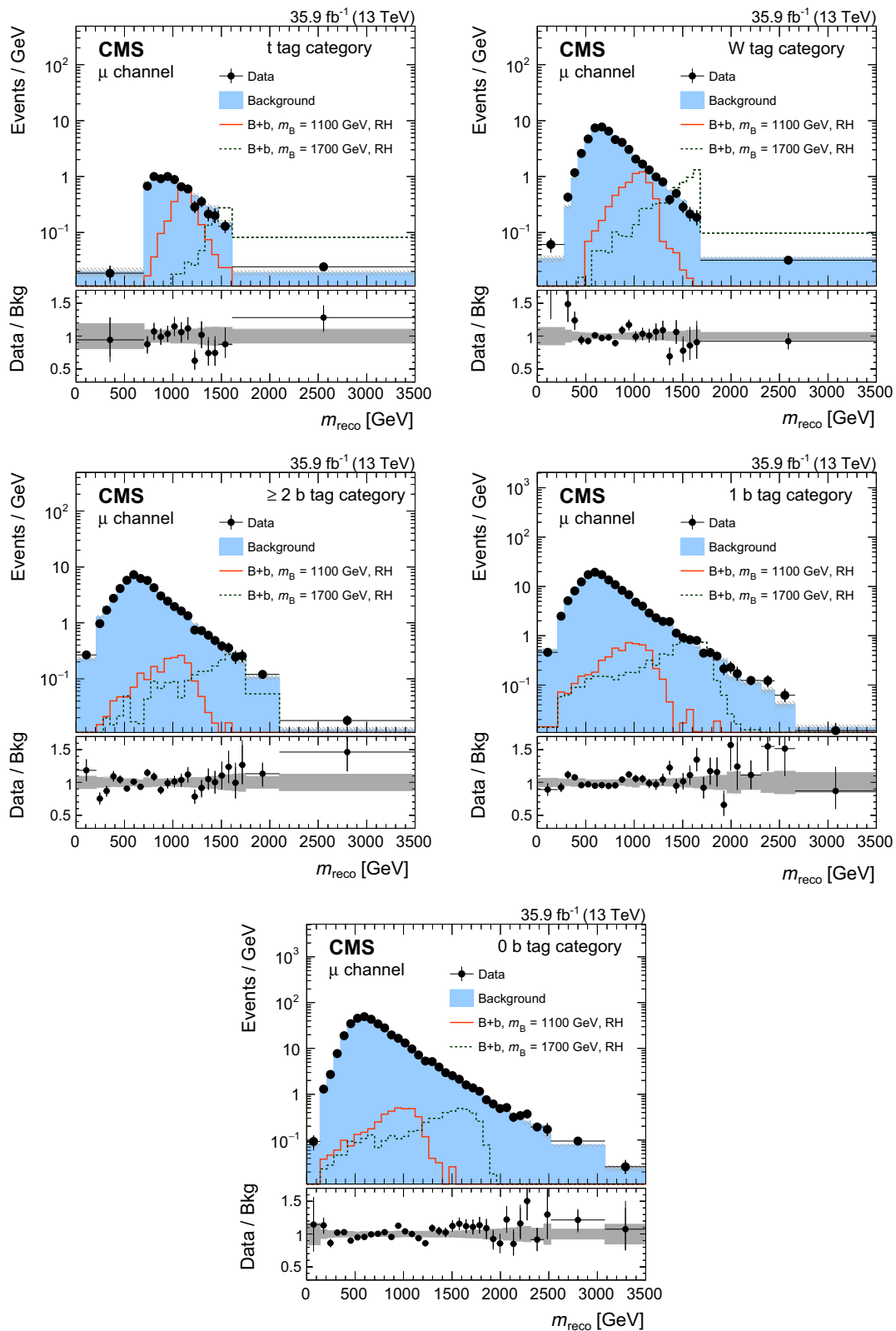
The  $m_{\text{reco}}$  distributions in the ten categories are measured in the signal and control region, which are defined by the presence or absence of a forward jet with  $|\eta| > 2.4$ . For the background estimate in the signal regions, a simultaneous binned maximum likelihood fit of both regions is performed using the THETA [73] package. In these fits, the signal cross section and the background normalisations in the different signal categories are free parameters. The shapes of the  $m_{\text{reco}}$  distributions for the SM background in the signal regions are taken from the corresponding control regions. Systematic uncertainties are taken into account as additional nuisance parameters. A common nuisance parameter is used for uncertainties in the muon and electron channels if a similar effect is expected on the shape or normalisation of the  $m_{\text{reco}}$  distribution in both channels similarly. The nuisance parameters for the shape uncertainties are taken to be Gaussian distributed. For the uncertainties on the normalisation log-normal prior distributions are assumed.

The measured distributions of  $m_{\text{reco}}$  for the signal categories are shown in Figs. 5 and 6 for the muon and electron channels, together with the background predictions obtained from the control regions. The signal  $m_{\text{reco}}$  distributions for a vector-like B quark with right-handed couplings produced in association with a b quark are shown for illustration, for two different VLQ masses with an assumed production cross section of 1 pb and a relative VLQ width of 1%. No significant deviation from the background expectation is observed in any of the categories.

Exclusion limits on the product of the VLQ production cross section and branching fraction are calculated at 95% confidence level (CL) for VLQ masses between 700 and 2000 GeV by using a Bayesian statistical method [73, 74]. Pseudo-experiments are performed to extract expected upper limits under the background-only hypothesis. For the signal cross section parameter an uniform prior distribution, and for the nuisance parameters log-normal prior distributions are used. The nuisance parameters are randomly varied within their ranges of validity to estimate the 68 and 95% CL expected limits. Correlations between the systematic uncertainties across all channels are taken into account through a common nuisance parameter. The statistical uncertainties of the background predictions are treated as an additional Poisson nuisance parameter in each bin of the  $m_{\text{reco}}$  distribution.

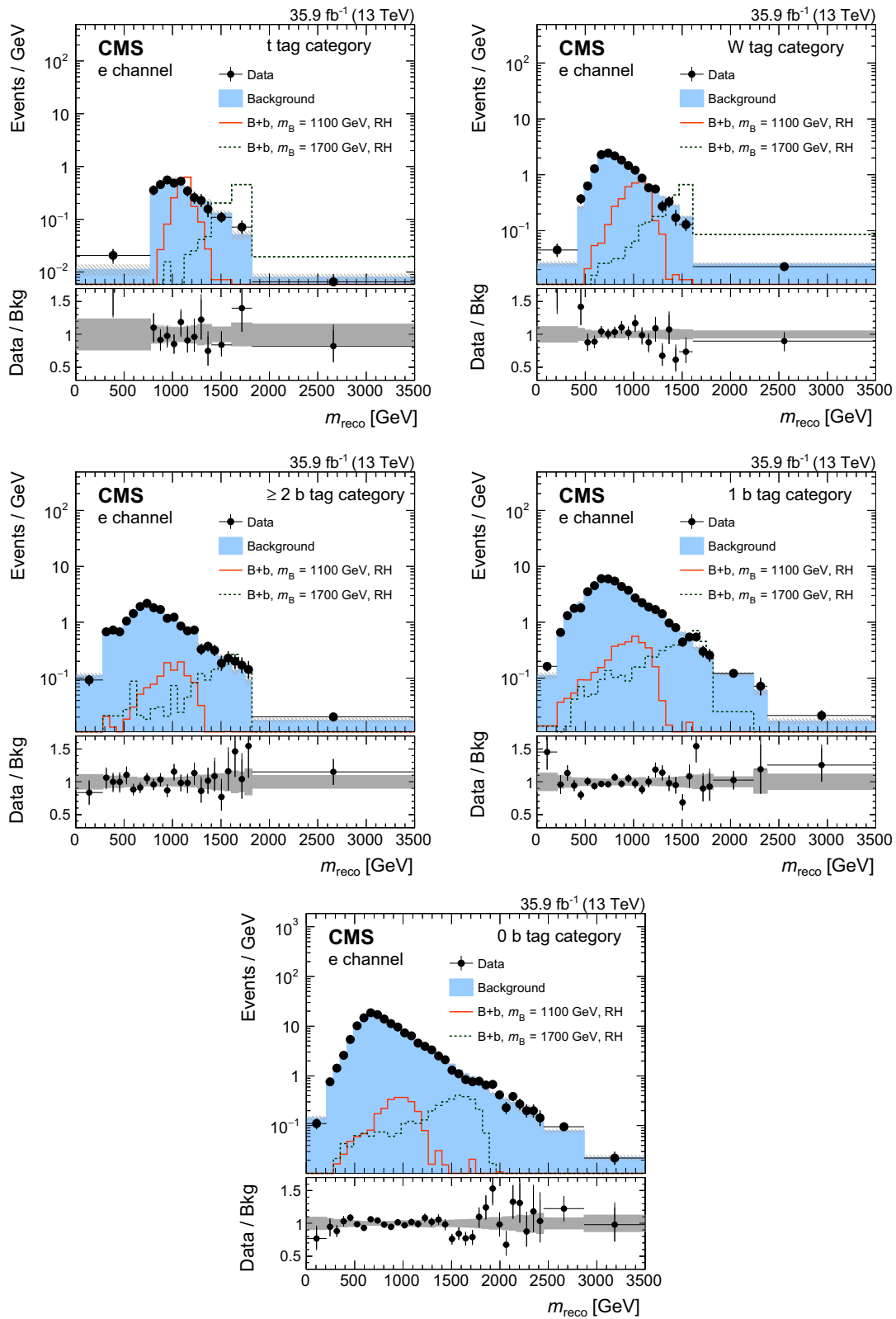
Figure 7 shows the 95% CL upper limits on the product of the cross section and branching fraction for the B+b production mode for left- and right-handed VLQ couplings and a relative VLQ width of 1% (upper left and upper right), for the left-handed VLQ couplings and a relative VLQ width of 10% (lower left), as well as a comparison of the observed exclusion limits for relative VLQ widths between 10 and 30% (lower right). In Fig. 8, the 95% CL upper limits on the product of the cross section and branching fraction for the production modes B+t (upper left) and  $X_{5/3}$ +t (upper right) and right-handed VLQ couplings are shown. The figure also shows the  $X_{5/3}$ +t exclusion limits for left-handed VLQ couplings with a 10% relative VLQ width (lower left) and a comparison of the observed exclusion limits for VLQ widths between 10 and 30% for left-handed couplings (lower right). The predicted cross sections for variations of the relative VLQ mass width (dashed lines) are taken from Refs. [55–57]. For a set of VLQ masses the expected and observed 95% CL upper limits for the B+b and the  $X_{5/3}$ +t production modes are also given in Table 2 for VLQs with widths of 1% and 10% and left-handed couplings, as well as for widths of 1% and right-handed couplings. The exclusion limits for the B+t production mode are similar to those for the  $X_{5/3}$ +t production mode.

The obtained exclusion limits range from 0.3 to 0.03 pb for VLQ masses between 700 and 2000 GeV. For VLQs with a relative width of 1% and purely left-handed couplings an



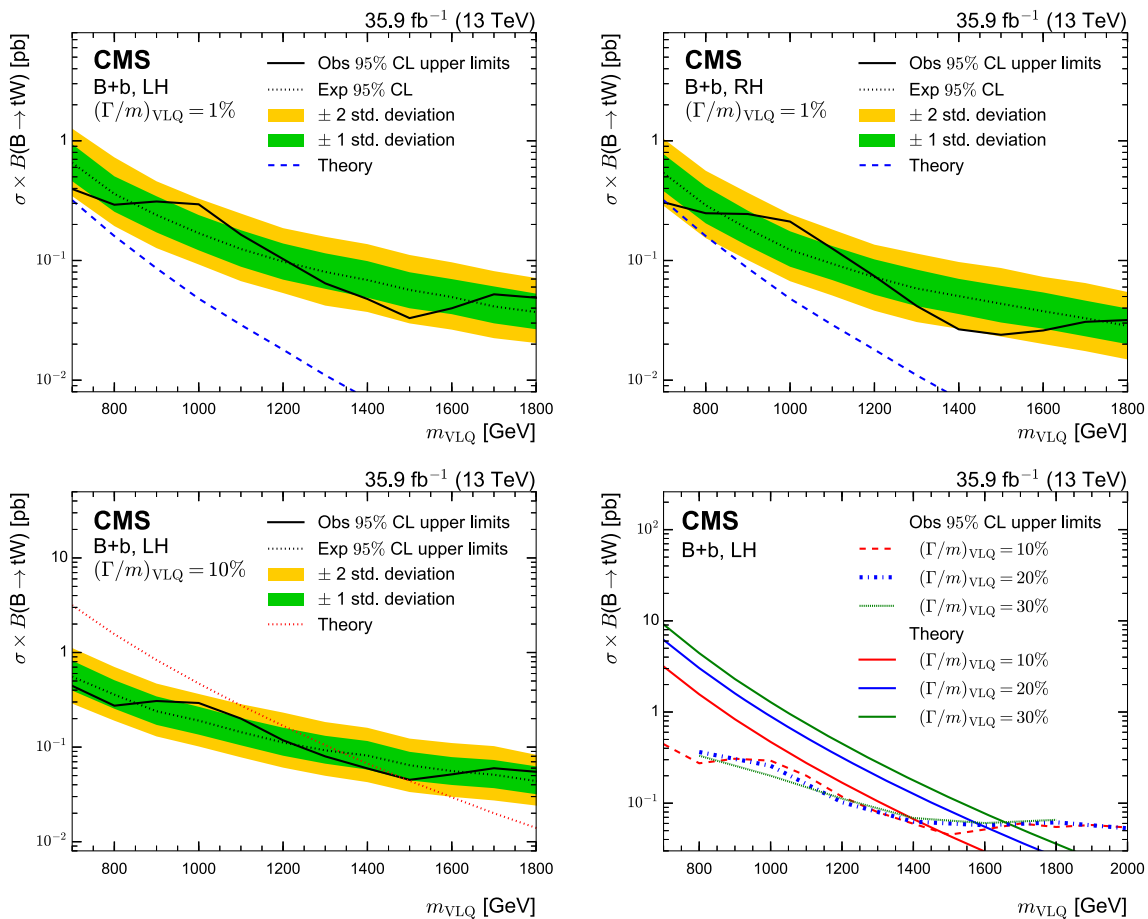
**Fig. 5** Distributions of  $m_{reco}$  measured in the signal region for events with a jet in the forward direction with  $|\eta| > 2.4$  in the muon channel. Shown are the sensitive categories: t tag (upper left), W tag (upper right),  $\geq 2$  b tag (middle left), 1 b tag (middle right) and 0 b tag (lower).

The background prediction is obtained from control regions as detailed in the main text. The distributions from two example signal samples for the  $B+b$  production mode with right-handed VLQ couplings with a cross section of 1 pb and a relative width of 1% are shown for illustration



**Fig. 6** Distributions of  $m_{reco}$  measured in the signal region for events with a jet in the forward direction with  $|\eta| > 2.4$  in the electron channel. Shown are the sensitive categories: t tag(upper left), W tag(upper right),  $\geq 2$  b tag (middle left), 1 b tag (middle right) and 0 b tag (lower). The background prediction is obtained from control regions as detailed

in the main text. The distributions from two example signal samples for the B+b production mode with right-handed VLQ couplings with a cross section of 1 pb and a relative VLQ width of 1% are shown for illustration



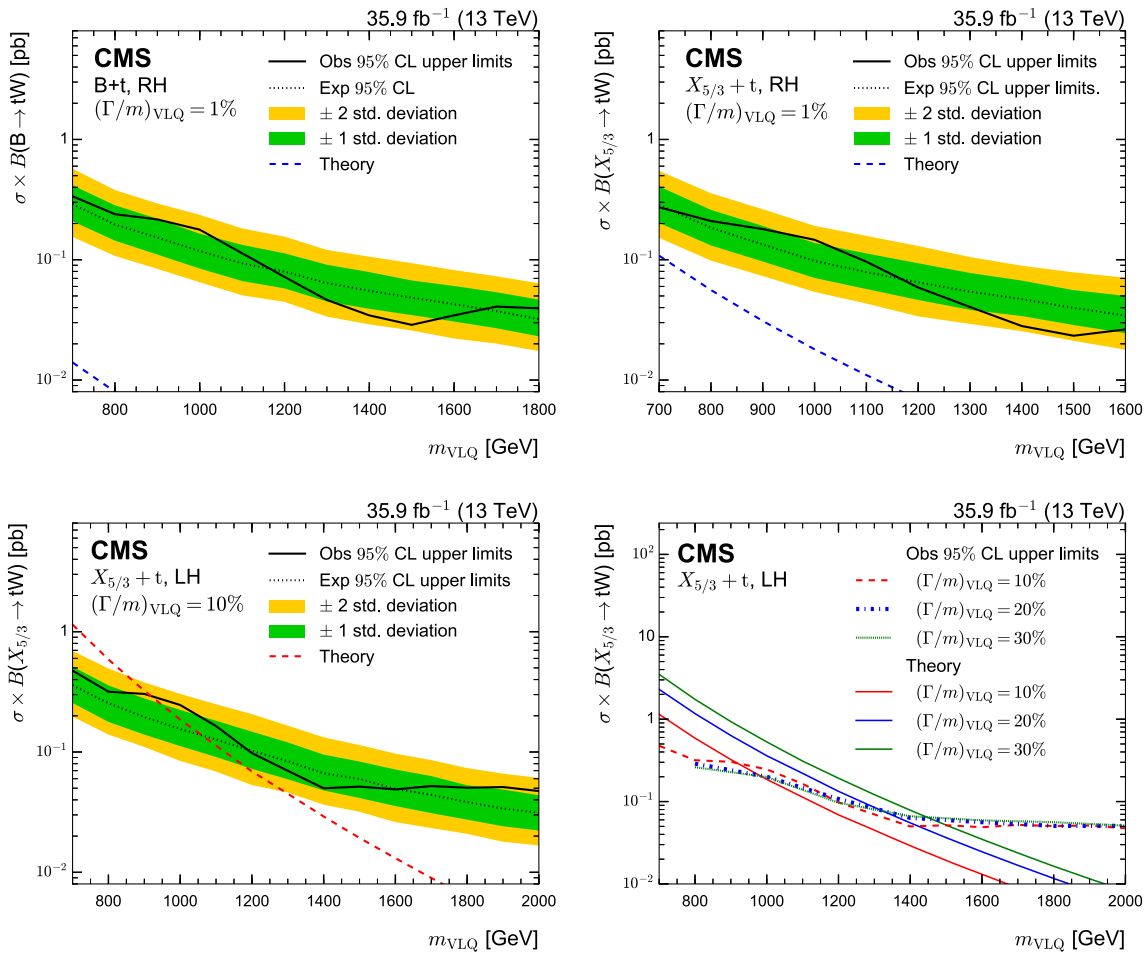
**Fig. 7** Upper limits at 95% CL on the product of the VLQ production cross section and branching fraction for the B+b production mode for a relative VLQ width of 1% and left- and right-handed VLQ couplings (upper left and right), for 10% relative VLQ width and left-handed VLQ

couplings (lower left), and a comparison of the observed exclusion limits for relative VLQ widths of 10, 20, and 30% for left-handed couplings (lower right). The dashed lines show the theoretical predictions

increase of about 25% of the 95% CL upper limits is observed because of the reduced signal acceptance, in comparison to the right-handed couplings. The expected limits for VLQ with relative widths of 10–30% and left-handed couplings only show small differences. Although the predicted cross sections for the SM backgrounds are considerably larger at 13 TeV, similar exclusion limits on the product of cross section and branching fraction are achieved compared to the results obtained at 8 TeV in the more restricted mass range considered in Ref. [32]. However, because of the increase of the VLQ signal cross section at 13 TeV, with this analysis, the existence of VLQ B ( $X_{5/3}$ ) quarks with left-handed couplings and a relative width of 10, 20, and 30% can be excluded for masses below 1490, 1590, and 1660 GeV (920, 1300, and 1450 GeV) respectively. The results represent the most stringent exclusion limits for singly produced VLQ in this channel.

## 9 Summary

A search for singly produced vector-like quarks decaying into a top quark and a W boson has been performed using the 2016 data set recorded by the CMS experiment at the CERN LHC. The selection is optimised for high vector-like quark masses, with a single muon or electron, significant missing transverse momentum, and two jets with high  $p_T$  in the final state. Vector-like quarks in the single production mode can be produced in association with a t or a b quark and a forward jet. The latter feature is used to obtain the background prediction in the signal regions from data. The mass of the vector-like quark is reconstructed from the hadronic jets, the missing transverse momentum, and the lepton in the event. Different decay possibilities of the t and W are considered. The reach of the search is enhanced by t, W, and b tagging methods. No significant deviation from the standard model prediction is observed. Upper exclusion limits at 95% confi-



**Fig. 8** Upper limits at 95% CL on the product of the VLQ production cross section and branching fraction for the B+t and  $X_{5/3}+t$  production modes for right-handed VLQ couplings assuming a relative VLQ width of 1% (upper left and right), for the  $X_{5/3}+t$  production mode with

left-handed VLQ couplings and a 10% relative width (lower left) and a comparison of the observed exclusion limits for left-handed couplings for relative widths of 10, 20, and 30% (lower right). The dashed lines show the theoretical predictions

**Table 2** Observed (expected) upper limits at 95% CL on the product of the cross section and branching fraction for the B+b and  $X_{5/3}+t$  production modes, for a set of VLQ masses, for VLQs widths of 1% and 10%,

and for left-handed and right-handed couplings. The exclusion limits for the B+t production mode (not shown) are very similar to those for the  $X_{5/3}+t$  mode

$m_{VLQ}$ (TeV)	B+b			$X_{5/3}+t$		
	1% LH	10% LH	1% RH	1% LH	10% LH	1% RH
0.8	0.29 (0.36)	0.27 (0.36)	0.25 (0.29)	0.31 (0.27)	0.32 (0.25)	0.21 (0.18)
1	0.29 (0.17)	0.29 (0.19)	0.21 (0.12)	0.25 (0.15)	0.25 (0.16)	0.15 (0.10)
1.2	0.10 (0.10)	0.11 (0.11)	0.07 (0.07)	0.10 (0.09)	0.10 (0.10)	0.06 (0.06)
1.4	0.07 (0.07)	0.06 (0.08)	0.03 (0.05)	0.05 (0.06)	0.05 (0.07)	0.03 (0.05)
1.6	0.05 (0.05)	0.05 (0.06)	0.03 (0.04)	0.04 (0.04)	0.05 (0.05)	0.03 (0.03)
1.8	0.04 (0.04)	0.05 (0.04)	0.03 (0.03)	–	0.05 (0.04)	–

dence level on the product of the production cross section and branching fraction range from around 0.3–0.03 pb for vector-like quark masses between 700 and 2000 GeV. Depending on the vector-like quark type, coupling, and decay width to tW,

mass exclusion limits up to 1660 GeV are obtained. These represent the most stringent exclusion limits for the single production of vector-like quarks in this channel.



**Acknowledgements** We congratulate our colleagues in the CERN accelerator departments for the excellent performance of the LHC and thank the technical and administrative staffs at CERN and at other CMS institutes for their contributions to the success of the CMS effort. In addition, we gratefully acknowledge the computing centres and personnel of the Worldwide LHC Computing Grid for delivering so effectively the computing infrastructure essential to our analyses. Finally, we acknowledge the enduring support for the construction and operation of the LHC and the CMS detector provided by the following funding agencies: BMWFW and FWF (Austria); FNRS and FWO (Belgium); CNPq, CAPES, FAPERJ, FAPERGS, and FAPESP (Brazil); MES (Bulgaria); CERN; CAS, MoST, and NSFC (China); COLCIENCIAS (Colombia); MSES and CSF (Croatia); RPF (Cyprus); SENESCYT (Ecuador); MoER, ERC IUT, and ERDF (Estonia); Academy of Finland, MEC, and HIP (Finland); CEA and CNRS/IN2P3 (France); BMBF, DFG, and HGF (Germany); GSRT (Greece); NKFI (Hungary); DAE and DST (India); IPM (Iran); SFI (Ireland); INFN (Italy); MSIP and NRF (Republic of Korea); LAS (Lithuania); MOE and UM (Malaysia); BUAP, CINVESTAV, CONACYT, LNS, SEP, and UASLP-FAI (Mexico); MOS (Montenegro); MBIE (New Zealand); PAEC (Pakistan); MSHE and NSC (Poland); FCT (Portugal); JINR (Dubna); MON, RosAtom, RAS, RFBR, and NRC KI (Russia); MESTD (Serbia); SEIDI, CPAN, PCTI, and FEDER (Spain); MOSTR (Sri Lanka); Swiss Funding Agencies (Switzerland); MST (Taipei); ThEPCenter, IPST, STAR, and NSTDA (Thailand); TUBITAK and TAEEK (Turkey); NASU and SFFR (Ukraine); STFC (United Kingdom); DOE and NSF (USA). Individuals have received support from the Marie-Curie programme and the European Research Council and Horizon 2020 Grant, contract No. 675440 (European Union); the Leventis Foundation; the A. P. Sloan Foundation; the Alexander von Humboldt Foundation; the Belgian Federal Science Policy Office; the Fonds pour la Formation à la Recherche dans l'Industrie et dans l'Agriculture (FRIA-Belgium); the Agentschap voor Innovatie door Wetenschap en Technologie (IWT-Belgium); the F.R.S.-FNRS and FWO (Belgium) under the "Excellence of Science-EOS"-be.h project n. 30820817; the Ministry of Education, Youth and Sports (MEYS) of the Czech Republic; the Lendület ("Momentum") Programme and the János Bolyai Research Scholarship of the Hungarian Academy of Sciences, the New National Excellence Program ÚNKP, the NKFI research grants 123842, 123959, 124845, 124850 and 125105 (Hungary); the Council of Science and Industrial Research, India; the HOMING PLUS programme of the Foundation for Polish Science, cofinanced from European Union, Regional Development Fund, the Mobility Plus programme of the Ministry of Science and Higher Education, the National Science Center (Poland), contracts Harmonia 2014/14/M/ST2/00428, Opus 2014/13/B/ST2/02543, 2014/15/B/ST2/03998, and 2015/19/B/ST2/02861, Sonata-bis 2012/07/E/ST2/01406; the National Priorities Research Program by Qatar National Research Fund; the Programa Estatal de Fomento de la Investigación Científica y Técnica de Excelencia María de Maeztu, grant MDM-2015-0509 and the Programa Severo Ochoa del Principado de Asturias; the Thalís and Arístea programmes cofinanced by EU-ESF and the Greek NSRF; the Rachadapisek Sompot Fund for Postdoctoral Fellowship, Chulalongkorn University and the Chulalongkorn Academic into Its 2nd Century Project Advancement Project (Thailand); the Welch Foundation, contract C-1845; and the Weston Havens Foundation (USA).

**Data Availability Statement** This manuscript has associated data in a data repository. [Authors' comment: Release and preservation of data used by the CMS Collaboration as the basis for publications is guided by the document "CMS data preservation, re-use and open access policy" (<https://cms-docdb.cern.ch/cgi-bin/PublicDocDB/RetrieveFile?docid=6032&filename=CMSDataPolicyV1.2.pdf&version=2>).]

**Open Access** This article is distributed under the terms of the Creative Commons Attribution 4.0 International License (<http://creativecommons.org/licenses/by/4.0/>), which permits unrestricted use, distribution, and reproduction in any medium, provided you give appropriate credit to the original author(s) and the source, provide a link to the Creative Commons license, and indicate if changes were made. Funded by SCOAP<sup>3</sup>.

## References

1. ATLAS Collaboration, Observation of a new particle in the search for the standard model Higgs boson with the ATLAS detector at the LHC. *Phys. Lett. B* **716**, 1 (2012). <https://doi.org/10.1016/j.physletb.2012.08.020>. arXiv:1207.7214
2. CMS Collaboration, Observation of a new boson at a mass of 125 GeV with the CMS experiment at the LHC. *Phys. Lett. B* **716**, 30 (2012). <https://doi.org/10.1016/j.physletb.2012.08.021>. arXiv:1207.7235
3. N. Arkani-Hamed, A.G. Cohen, E. Katz, A.E. Nelson, The littlest Higgs. *JHEP* **07**, 034 (2002). <https://doi.org/10.1088/1126-6708/2002/07/034>. arXiv:hep-ph/0206021
4. M. Schmaltz, Physics beyond the standard model (theory): Introducing the little Higgs. *Nucl. Phys. Proc. Suppl.* **117**, 40 (2003). [https://doi.org/10.1016/S0920-5632\(03\)01409-9](https://doi.org/10.1016/S0920-5632(03)01409-9). arXiv:hep-ph/0210415
5. M. Schmaltz, D. Tucker-Smith, Little Higgs review. *Annu. Rev. Nucl. Part. Sci.* **55**, 229 (2005). <https://doi.org/10.1146/annurev.nucl.55.090704.151502>. arXiv:hep-ph/0502182
6. D. Marzocca, M. Serone, J. Shu, General composite Higgs models. *JHEP* **08**, 013 (2012). [https://doi.org/10.1007/JHEP08\(2012\)013](https://doi.org/10.1007/JHEP08(2012)013). arXiv:1205.0770
7. A. Djouadi, A. Lenz, Sealing the fate of a fourth generation of fermions. *Phys. Lett. B* **715**, 310 (2012). <https://doi.org/10.1016/j.physletb.2012.07.060>. arXiv:1204.1252
8. J.A. Aguilar-Saavedra, R. Benbrik, S. Heinemeyer, M. Pérez-Victoria, Handbook of vectorlike quarks: mixing and single production. *Phys. Rev. D* **88**, 094010 (2013). <https://doi.org/10.1103/PhysRevD.88.094010>. arXiv:1306.0572
9. ATLAS and CMS Collaborations, Measurements of the Higgs boson production and decay rates and constraints on its couplings from a combined ATLAS and CMS analysis of the LHC pp collision data at  $\sqrt{s} = 7$  and 8 TeV. *JHEP* **08**, 045 (2016). [https://doi.org/10.1007/JHEP08\(2016\)045](https://doi.org/10.1007/JHEP08(2016)045). arXiv:1606.02266
10. CMS Collaboration, Inclusive search for a vector-like T quark with charge  $\frac{2}{3}$  in pp collisions at  $\sqrt{s} = 8$  TeV. *Phys. Lett. B* **729**, 149 (2014). <https://doi.org/10.1016/j.physletb.2014.01.006>. arXiv:1311.7667
11. CMS Collaboration, Search for vector-like T quarks decaying to top quarks and Higgs bosons in the all-hadronic channel using jet substructure. *JHEP* **06**, 080 (2015). [https://doi.org/10.1007/JHEP06\(2015\)080](https://doi.org/10.1007/JHEP06(2015)080). arXiv:1503.01952
12. CMS Collaboration, Search for vector-like charge  $2/3$  T quarks in proton-proton collisions at  $\sqrt{s} = 8$  TeV. *Phys. Rev. D* **93**, 012003 (2016). <https://doi.org/10.1103/PhysRevD.93.012003>. arXiv:1509.04177
13. CMS Collaboration, Search for single production of a heavy vector-like T quark decaying to a Higgs boson and a top quark with a lepton and jets in the final state. *Phys. Lett. B* **771**, 80 (2017). <https://doi.org/10.1016/j.physletb.2017.05.019>. arXiv:1612.00999
14. CMS Collaboration, Search for single production of vector-like quarks decaying into a b quark and a W boson in proton-proton collisions at  $\sqrt{s} = 13$  TeV. *Phys. Lett. B* **772**, 634 (2017). <https://doi.org/10.1016/j.physletb.2017.07.022>. arXiv:1701.08328

15. CMS Collaboration, Search for top quark partners with charge  $5/3$  in proton-proton collisions at  $\sqrt{s} = 13$  TeV. *JHEP* **08**, 073 (2017). [https://doi.org/10.1007/JHEP08\(2017\)073](https://doi.org/10.1007/JHEP08(2017)073). [arXiv:1705.10967](https://arxiv.org/abs/1705.10967)
16. CMS Collaboration, Search for pair production of vector-like T and B quarks in single-lepton final states using boosted jet substructure in proton-proton collisions at  $\sqrt{s} = 13$  TeV. *JHEP* **11**, 085 (2017). [https://doi.org/10.1007/JHEP11\(2017\)085](https://doi.org/10.1007/JHEP11(2017)085). [arXiv:1706.03408](https://arxiv.org/abs/1706.03408)
17. CMS Collaboration, Search for pair production of vector-like quarks in the bWbW channel from proton-proton collisions at  $\sqrt{s} = 13$  TeV. *Phys. Lett. B* **779**, 82 (2018). <https://doi.org/10.1016/j.physletb.2018.01.077>. [arXiv:1710.01539](https://arxiv.org/abs/1710.01539)
18. CMS Collaboration, Search for single production of a vector-like T quark decaying to a Z boson and a top quark in proton-proton collisions at  $\sqrt{s} = 13$  TeV. *Phys. Lett. B* **781**, 574 (2018). <https://doi.org/10.1016/j.physletb.2018.04.036>. [arXiv:1708.01062](https://arxiv.org/abs/1708.01062)
19. CMS Collaboration, Search for single production of vector-like quarks decaying to a b quark and a Higgs boson. *JHEP* **06**, 031 (2018). [https://doi.org/10.1007/JHEP06\(2018\)031](https://doi.org/10.1007/JHEP06(2018)031). [arXiv:1802.01486](https://arxiv.org/abs/1802.01486)
20. ATLAS Collaboration, Search for heavy vector-like quarks coupling to light quarks in proton-proton collisions at  $\sqrt{s} = 7$  TeV with the ATLAS detector. *Phys. Lett. B* **712**, 22 (2012). <https://doi.org/10.1016/j.physletb.2012.03.082>. [arXiv:1112.5755](https://arxiv.org/abs/1112.5755)
21. ATLAS Collaboration, Search for pair production of a new quark that decays to a Z boson and a bottom quark with the ATLAS detector. *Phys. Rev. Lett.* **109**, 071801 (2012). <https://doi.org/10.1103/PhysRevLett.109.071801>. [arXiv:1204.1265](https://arxiv.org/abs/1204.1265)
22. ATLAS Collaboration, Search for pair and single production of new heavy quarks that decay to a Z boson and a third-generation quark in pp collisions at  $\sqrt{s} = 8$  TeV with the ATLAS detector. *JHEP* **11**, 104 (2014). [https://doi.org/10.1007/JHEP11\(2014\)104](https://doi.org/10.1007/JHEP11(2014)104). [arXiv:1409.5500](https://arxiv.org/abs/1409.5500)
23. ATLAS Collaboration, Analysis of events with b-jets and a pair of leptons of the same charge in pp collisions at  $\sqrt{s} = 8$  TeV with the ATLAS detector. *JHEP* **10**, 150 (2015). [https://doi.org/10.1007/JHEP10\(2015\)150](https://doi.org/10.1007/JHEP10(2015)150). [arXiv:1504.04605](https://arxiv.org/abs/1504.04605)
24. ATLAS Collaboration, Search for production of vector-like quark pairs and of four top quarks in the lepton-plus-jets final state in pp collisions at  $\sqrt{s} = 8$  TeV with the ATLAS detector. *JHEP* **08**, 105 (2015). [https://doi.org/10.1007/JHEP08\(2015\)105](https://doi.org/10.1007/JHEP08(2015)105). [arXiv:1505.04306](https://arxiv.org/abs/1505.04306)
25. ATLAS Collaboration, Search for vector-like B quarks in events with one isolated lepton, missing transverse momentum and jets at  $\sqrt{s} = 8$  TeV with the ATLAS detector. *Phys. Rev. D* **91**, 112011 (2015). <https://doi.org/10.1103/PhysRevD.91.112011>. [arXiv:1503.05425](https://arxiv.org/abs/1503.05425)
26. ATLAS Collaboration, Search for top squarks in final states with one isolated lepton, jets, and missing transverse momentum in  $\sqrt{s} = 13$  TeV pp collisions with the ATLAS detector. *Phys. Rev. D* **94**, 052009 (2016). <https://doi.org/10.1103/PhysRevD.94.052009>. [arXiv:1606.03903](https://arxiv.org/abs/1606.03903)
27. ATLAS Collaboration, Search for single production of vector-like quarks decaying into Wb in pp collisions at  $\sqrt{s} = 8$  TeV with the atlas detector. *Eur. Phys. J. C* **76**, 442 (2016). <https://doi.org/10.1140/epjc/s10052-016-4281-8>. [arXiv:1602.05606](https://arxiv.org/abs/1602.05606)
28. ATLAS Collaboration, Search for single production of a vector-like quark via a heavy gluon in the  $4b$  final state with the ATLAS detector in pp collisions at  $\sqrt{s} = 8$  TeV. *Phys. Lett. B* **758**, 249 (2016). <https://doi.org/10.1016/j.physletb.2016.04.061>. [arXiv:1602.06034](https://arxiv.org/abs/1602.06034)
29. ATLAS Collaboration, Search for pair production of vector-like top quarks in events with one lepton, jets, and missing transverse momentum in  $\sqrt{s} = 13$  TeV pp collisions with the ATLAS detector. *JHEP* **08**, 052 (2017). [https://doi.org/10.1007/JHEP08\(2017\)052](https://doi.org/10.1007/JHEP08(2017)052). [arXiv:1705.10751](https://arxiv.org/abs/1705.10751)
30. ATLAS Collaboration, Search for pair production of heavy vector-like quarks decaying to high- $p_T$  W bosons and b quarks in the lepton-plus-jets final state in pp collisions at  $\sqrt{s} = 13$  TeV with the ATLAS detector. *JHEP* **10**, 141 (2017). [https://doi.org/10.1007/JHEP10\(2017\)141](https://doi.org/10.1007/JHEP10(2017)141). [arXiv:1707.03347](https://arxiv.org/abs/1707.03347)
31. ATLAS Collaboration, Search for pair production of up-type vector-like quarks and for four-top-quark events in final states with multiple b-jets with the ATLAS detector. *JHEP* **07**, 089 (2018). [https://doi.org/10.1007/JHEP07\(2018\)089](https://doi.org/10.1007/JHEP07(2018)089). [arXiv:1803.09678](https://arxiv.org/abs/1803.09678)
32. ATLAS Collaboration, Search for the production of single vector-like and excited quarks in the Wt final state in pp collisions at  $\sqrt{s} = 8$  TeV with the ATLAS detector. *JHEP* **02**, 110 (2016). [https://doi.org/10.1007/JHEP02\(2016\)110](https://doi.org/10.1007/JHEP02(2016)110). [arXiv:1510.02664](https://arxiv.org/abs/1510.02664)
33. CMS Collaboration, Particle-flow reconstruction and global event description with the CMS detector. *JINST* **12**, P10003 (2017). <https://doi.org/10.1088/1748-0221/12/10/P10003>. [arXiv:1706.04965](https://arxiv.org/abs/1706.04965)
34. CMS Collaboration, Performance of electron reconstruction and selection with the CMS detector in proton-proton collisions at  $\sqrt{s} = 8$  TeV. *JINST* **10**, P06005 (2015). <https://doi.org/10.1088/1748-0221/10/06/P06005>. [arXiv:1502.02701](https://arxiv.org/abs/1502.02701)
35. CMS Collaboration, Performance of CMS muon reconstruction in pp collision events at  $\sqrt{s} = 7$  TeV. *JINST* **7**, P10002 (2012). <https://doi.org/10.1088/1748-0221/7/10/P10002>. [arXiv:1206.4071](https://arxiv.org/abs/1206.4071)
36. M. Cacciari, G.P. Salam, G. Soyez, The anti- $k_T$  jet clustering algorithm. *JHEP* **04**, 063 (2008). <https://doi.org/10.1088/1126-6708/2008/04/063>. [arXiv:0802.1189](https://arxiv.org/abs/0802.1189)
37. M. Cacciari, G.P. Salam, G. Soyez, Fastjet user manual. *Eur. Phys. J. C* **72**, 1896 (2012). <https://doi.org/10.1140/epjc/s10052-012-1896-2>. [arXiv:1111.6097](https://arxiv.org/abs/1111.6097)
38. CMS Collaboration, The CMS experiment at the CERN LHC. *JINST* **3**, S08004 (2008). <https://doi.org/10.1088/1748-0221/3/08/S08004>
39. CMS Collaboration, The CMS trigger system. *JINST* **12**, P01020 (2017). <https://doi.org/10.1088/1748-0221/12/01/P01020>. [arXiv:1609.02366](https://arxiv.org/abs/1609.02366)
40. CMS Collaboration, CMS luminosity measurements for the 2016 data taking period, Technical Report CMS-PAS-LUM-17-001 (2017)
41. P. Nason, A new method for combining NLO QCD with shower Monte Carlo algorithms. *JHEP* **11**, 040 (2004). <https://doi.org/10.1088/1126-6708/2004/11/040>. [arXiv:hep-ph/0409146](https://arxiv.org/abs/hep-ph/0409146)
42. S. Frixione, P. Nason, C. Oleari, Matching NLO QCD computations with parton shower simulations: the POWHEG method. *JHEP* **11**, 070 (2007). <https://doi.org/10.1088/1126-6708/2007/11/070>. [arXiv:0709.2092](https://arxiv.org/abs/0709.2092)
43. S. Alioli, P. Nason, C. Oleari, E. Re, A general framework for implementing nlo calculations in shower monte carlo programs: the POWHEG BOX. *JHEP* **06**, 043 (2010). [https://doi.org/10.1007/JHEP06\(2010\)043](https://doi.org/10.1007/JHEP06(2010)043). [arXiv:1002.2581](https://arxiv.org/abs/1002.2581)
44. J. Alwall, The automated computation of tree-level and next-to-leading order differential cross sections, and their matching to parton shower simulations. *JHEP* **07**, 079 (2014). [https://doi.org/10.1007/JHEP07\(2014\)079](https://doi.org/10.1007/JHEP07(2014)079). [arXiv:1405.0301](https://arxiv.org/abs/1405.0301)
45. R. Frederix, S. Frixione, Merging meets matching in MC@NLO. *JHEP* **12**, 061 (2012). [https://doi.org/10.1007/JHEP12\(2012\)061](https://doi.org/10.1007/JHEP12(2012)061). [arXiv:1209.6215](https://arxiv.org/abs/1209.6215)
46. J. Alwall et al., Comparative study of various algorithms for the merging of parton showers and matrix elements in hadronic collisions. *Eur. Phys. J. C* **53**, 473 (2008). <https://doi.org/10.1140/epjc/s10052-007-0490-5>. [arXiv:0706.2569](https://arxiv.org/abs/0706.2569)
47. T. Sjöstrand et al., An introduction to PYTHIA 82. *Comput. Phys. Commun.* **191**, 159 (2015). <https://doi.org/10.1016/j.cpc.2015.01.024>. [arXiv:1410.3012](https://arxiv.org/abs/1410.3012)

48. NNPDF Collaboration, Parton distributions for the LHC run II. *JHEP* **04**, 040 (2015). [https://doi.org/10.1007/JHEP04\(2015\)040](https://doi.org/10.1007/JHEP04(2015)040). arXiv:1410.8849
49. CMS Collaboration, Event generator tunes obtained from underlying event and multiparton scattering measurements. *Eur. Phys. J. C* **76**, 155 (2016). <https://doi.org/10.1140/epjc/s10052-016-3988-x>. arXiv:1512.00815
50. P. Skands, S. Carrazza, J. Rojo, Tuning PYTHIA 8.1: the Monash tune. *Eur. Phys. J. C* **74**(2014), 3024 (2013). <https://doi.org/10.1140/epjc/s10052-014-3024-y>. arXiv:1404.5630
51. CMS Collaboration, Investigations of the impact of the parton shower tuning in Pythia 8 in the modelling of  $t\bar{t}$  at  $\sqrt{s} = 8$  and 13 TeV, Technical Report CMS-PAS-TOP-16-021. CERN, Geneva (2016)
52. M. Buchkremer, G. Cacciapaglia, A. Deandrea, L. Panizzi, Model independent framework for searches of top partners. *Nucl. Phys. B* **876**, 376 (2013). <https://doi.org/10.1016/j.nuclphysb.2013.08.010>. arXiv:1305.4172
53. B. Fuks, H.-S. Shao, QCD next-to-leading-order predictions matched to parton showers for vector-like quark models. *Eur. Phys. J. C* **77**, 135 (2017). <https://doi.org/10.1140/epjc/s10052-017-4686-z>. arXiv:1610.04622
54. A. Carvalho, Gravity particles from warped extra dimensions, predictions for LHC (2014). arXiv:1404.0102
55. J.M. Campbell, R.K. Ellis, F. Tramontano, Single top production and decay at next-to-leading order. *Phys. Rev. D* **70**, 094012 (2004). <https://doi.org/10.1103/PhysRevD.70.094012>. arXiv:hep-ph/0408158
56. O. Matsedonskyi, G. Panico, A. Wulzer, On the interpretation of top partners searches. *JHEP* **12**, 097 (2014). [https://doi.org/10.1007/JHEP12\(2014\)097](https://doi.org/10.1007/JHEP12(2014)097). arXiv:1409.0100
57. A. Carvalho et al., Single production of vector-like quarks with large width at the Large Hadron Collider. *Phys. Rev. D* **98**, 015029 (2018). <https://doi.org/10.1103/PhysRevD.98.015029>. arXiv:1805.06402
58. S. Frixione, E. Laenen, P. Motylinski, B.R. Webber, Angular correlations of lepton pairs from vector boson and top quark decays in Monte Carlo simulations. *JHEP* **04**, 081 (2007). <https://doi.org/10.1088/1126-6708/2007/04/081>. arXiv:hep-ph/0702198
59. P. Artoisenet, R. Frederix, O. Mattelaer, R. Rietkerk, Automatic spin-entangled decays of heavy resonances in Monte Carlo simulations. *JHEP* **03**, 015 (2013). [https://doi.org/10.1007/JHEP03\(2013\)015](https://doi.org/10.1007/JHEP03(2013)015). arXiv:1212.3460
60. GEANT4 Collaboration, GEANT4—a simulation toolkit. *Nucl. Instrum. Methods A* **506**, 250 (2003). [https://doi.org/10.1016/S0168-9002\(03\)01368-8](https://doi.org/10.1016/S0168-9002(03)01368-8)
61. CMS Collaboration, Jet energy scale and resolution in the CMS experiment in pp collisions at 8 TeV. *JINST* **12**, P02014 (2017). <https://doi.org/10.1088/1748-0221/12/02/P02014>. arXiv:1607.03663
62. CMS Collaboration, Performance of the CMS muon detector and muon reconstruction with proton-proton collisions at  $\sqrt{s} = 13$  TeV. *JINST* **13**, P06015 (2018). <https://doi.org/10.1088/1748-0221/13/06/P06015>. arXiv:1804.04528
63. CMS Collaboration, Top tagging with new approaches, Technical Report CMS-PAS-JME-15-002. CERN, Geneva (2016)
64. CMS Collaboration, Jet algorithms performance in 13 TeV data, Technical Report CMS-PAS-JME-16-003 (2017)
65. M. Dasgupta, A. Fregoso, S. Marzani, G.P. Salam, Towards an understanding of jet substructure. *JHEP* **09**, 029 (2013). [https://doi.org/10.1007/JHEP09\(2013\)029](https://doi.org/10.1007/JHEP09(2013)029). arXiv:1307.0007
66. A.J. Larkoski, S. Marzani, G. Soyez, J. Thaler, Soft drop. *JHEP* **05**, 146 (2014). [https://doi.org/10.1007/JHEP05\(2014\)146](https://doi.org/10.1007/JHEP05(2014)146). arXiv:1402.2657
67. CMS Collaboration, Identification of heavy-flavour jets with the CMS detector in pp collisions at 13 TeV. *JINST* **13**, P05011 (2018). <https://doi.org/10.1088/1748-0221/13/05/P05011>. arXiv:1712.07158
68. J. Thaler, K. Van Tilburg, Identifying boosted objects with N-subjettiness. *JHEP* **03**, 015 (2011). [https://doi.org/10.1007/JHEP03\(2011\)015](https://doi.org/10.1007/JHEP03(2011)015). arXiv:1011.2268
69. J. Thaler, K. Van Tilburg, Maximizing boosted top identification by minimizing N-subjettiness. *JHEP* **02**, 093 (2012). [https://doi.org/10.1007/JHEP02\(2012\)093](https://doi.org/10.1007/JHEP02(2012)093). arXiv:1108.2701
70. CMS Collaboration, Measurement of the inelastic proton–proton cross section at  $\sqrt{s} = 7$  TeV. *Phys. Lett. B* **722**, 5 (2013). <https://doi.org/10.1016/j.physletb.2013.03.024>. arXiv:1210.6718
71. J. Butterworth et al., PDF4LHC recommendations for LHC run II. *J. Phys. G* **43**, 023001 (2016). <https://doi.org/10.1088/0954-3899/43/2/023001>. arXiv:1510.03865
72. M. Bähr et al., Herwig++ physics and manual. *Eur. Phys. J. C* **58**, 639 (2008). <https://doi.org/10.1140/epjc/s10052-008-0798-9>. arXiv:0803.0883
73. J. Ott, THETA—a framework for template-based modeling and inference (2010). <http://www-ekp.physik.uni-karlsruhe.de/~ott/theta/theta-auto>
74. A. O'Hagan, J.J. Forster, Kendall's Advanced Theory of Statistics, Vol. 2B. Bayesian Inference. Arnold, London (2004). ISBN 978-0470685693

## CMS Collaboration

### Yerevan Physics Institute, Yerevan, Armenia

A. M. Sirunyan, A. Tumasyan

### Institut für Hochenergiephysik, Wien, Austria

W. Adam, F. Ambrogio, E. Asilar, T. Bergauer, J. Brandstetter, M. Dragicevic, J. Erö, A. Escalante Del Valle, M. Flechl, R. Frühwirth<sup>1</sup>, V. M. Ghete, J. Hrubec, M. Jeitler<sup>1</sup>, N. Krammer, I. Krätschmer, D. Liko, T. Madlener, I. Mikulec, N. Rad, H. Rohringer, J. Schieck<sup>1</sup>, R. Schöfbeck, M. Spanring, D. Spitzbart, A. Taurok, W. Waltenberger, J. Wittmann, C.-E. Wulz<sup>1</sup>, M. Zarucki

### Institute for Nuclear Problems, Minsk, Belarus

V. Chekhovsky, V. Mossolov, J. Suarez Gonzalez

**Universiteit Antwerpen, Antwerp, Belgium**

E. A. De Wolf, D. Di Croce, X. Janssen, J. Lauwers, M. Pieters, H. Van Haevermaet, P. Van Mechelen, N. Van Remortel

**Vrije Universiteit Brussel, Brussels, Belgium**

S. Abu Zeid, F. Blekman, J. D'Hondt, J. De Clercq, K. Deroover, G. Flouris, D. Lontkovskiy, S. Lowette, I. Marchesini, S. Moortgat, L. Moreels, Q. Python, K. Skovpen, S. Tavernier, W. Van Doninck, P. Van Mulders, I. Van Parijs

**Université Libre de Bruxelles, Brussels, Belgium**

D. Beghin, B. Bilin, H. Brun, B. Clerbaux, G. De Lentdecker, H. Delannoy, B. Dorney, G. Fasanella, L. Favart, R. Goldouzian, A. Grebenyuk, A. K. Kalsi, T. Lenzi, J. Luetic, N. Postiau, E. Starling, L. Thomas, C. Vander Velde, P. Vanlaer, D. Vannerom, Q. Wang

**Ghent University, Ghent, Belgium**

T. Cornelis, D. Dobur, A. Fagot, M. Gul, I. Khvastunov<sup>2</sup>, D. Poyraz, C. Roskas, D. Trocino, M. Tytgat, W. Verbeke, B. Vermassen, M. Vit, N. Zaganidis

**Université Catholique de Louvain, Louvain-la-Neuve, Belgium**

H. Bakhshiansohi, O. Bondu, S. Brochet, G. Bruno, C. Caputo, P. David, C. Delaere, M. Delcourt, A. Giammanco, G. Krintiras, V. Lemaître, A. Magitteri, A. Mertens, K. Piotrkowski, A. Saggio, M. Vidal Marono, S. Wertz, J. Zobeć

**Centro Brasileiro de Pesquisas Físicas, Rio de Janeiro, Brazil**

F. L. Alves, G. A. Alves, M. Correa Martins Junior, G. Correia Silva, C. Hensel, A. Moraes, M. E. Pol, P. Rebello Teles

**Universidade do Estado do Rio de Janeiro, Rio de Janeiro, Brazil**

E. Belchior Batista Das Chagas, W. Carvalho, J. Chinellato<sup>3</sup>, E. Coelho, E. M. Da Costa, G. G. Da Silveira<sup>4</sup>, D. De Jesus Damiao, C. De Oliveira Martins, S. Fonseca De Souza, H. Malbouisson, D. Matos Figueiredo, M. Melo De Almeida, C. Mora Herrera, L. Mundim, H. Nogima, W. L. Prado Da Silva, L. J. Sanchez Rosas, A. Santoro, A. Sznajder, M. Thiel, E. J. Tonelli Manganote<sup>3</sup>, F. Torres Da Silva De Araujo, A. Vilela Pereira

**Universidade Estadual Paulista<sup>a</sup>, Universidade Federal do ABC<sup>b</sup>, São Paulo, Brazil**

S. Ahuja<sup>a</sup>, C. A. Bernardes<sup>a</sup>, L. Calligaris<sup>a</sup>, T. R. Fernandez Perez Tomei<sup>a</sup>, E. M. Gregores<sup>b</sup>, P. G. Mercadante<sup>b</sup>, S. F. Novaes<sup>a</sup>, Sandra S. Padula<sup>a</sup>

**Institute for Nuclear Research and Nuclear Energy, Bulgarian Academy of Sciences, Sofia, Bulgaria**

A. Aleksandrov, R. Hadjiiska, P. Iaydjiev, A. Marinov, M. Misheva, M. Rodozov, M. Shopova, G. Sultanov

**University of Sofia, Sofia, Bulgaria**

A. Dimitrov, L. Litov, B. Pavlov, P. Petkov

**Beihang University, Beijing, China**

W. Fang<sup>5</sup>, X. Gao<sup>5</sup>, L. Yuan

**Institute of High Energy Physics, Beijing, China**

M. Ahmad, J. G. Bian, G. M. Chen, H. S. Chen, M. Chen, Y. Chen, C. H. Jiang, D. Leggat, H. Liao, Z. Liu, F. Romeo, S. M. Shaheen<sup>6</sup>, A. Spiezia, J. Tao, Z. Wang, E. Yazgan, H. Zhang, S. Zhang<sup>6</sup>, J. Zhao

**State Key Laboratory of Nuclear Physics and Technology, Peking University, Beijing, China**

Y. Ban, G. Chen, A. Levin, J. Li, L. Li, Q. Li, Y. Mao, S. J. Qian, D. Wang

**Tsinghua University, Beijing, China**

Y. Wang

**Universidad de Los Andes, Bogota, Colombia**

C. Avila, A. Cabrera, C. A. Carrillo Montoya, L. F. Chaparro Sierra, C. Florez, C. F. González Hernández, M. A. Segura Delgado

**University of Split, Faculty of Electrical Engineering, Mechanical Engineering and Naval Architecture, Split, Croatia**

B. Courbon, N. Godinovic, D. Lelas, I. Puljak, T. Sculac

**University of Split, Faculty of Science, Split, Croatia**

Z. Antunovic, M. Kovac



**Institute Rudjer Boskovic, Zagreb, Croatia**

V. Brigljevic, D. Ferencek, K. Kadija, B. Mesic, A. Starodumov<sup>7</sup>, T. Susa

**University of Cyprus, Nicosia, Cyprus**

M. W. Ather, A. Attikis, M. Kolosova, G. Mavromanolakis, J. Mousa, C. Nicolaou, F. Ptochos, P. A. Razis, H. Rykaczewski

**Charles University, Prague, Czech Republic**

M. Finger<sup>8</sup>, M. Finger Jr.<sup>8</sup>

**Escuela Politecnica Nacional, Quito, Ecuador**

E. Ayala

**Universidad San Francisco de Quito, Quito, Ecuador**

E. Carrera Jarrin

**Academy of Scientific Research and Technology of the Arab Republic of Egypt, Egyptian Network of High Energy Physics, Cairo, Egypt**

M. A. Mahmoud<sup>9,10</sup>, A. Mahrous<sup>11</sup>, Y. Mohammed<sup>9</sup>

**National Institute of Chemical Physics and Biophysics, Tallinn, Estonia**

S. Bhowmik, A. Carvalho Antunes De Oliveira, R. K. Dewanjee, K. Ehataht, M. Kadastik, M. Raidal, C. Veelken

**Department of Physics, University of Helsinki, Helsinki, Finland**

P. Eerola, H. Kirschenmann, J. Pekkanen, M. Voutilainen

**Helsinki Institute of Physics, Helsinki, Finland**

J. Havukainen, J. K. Heikkilä, T. Järvinen, V. Karimäki, R. Kinnunen, T. Lampén, K. Lassila-Perini, S. Laurila, S. Lehti, T. Lindén, P. Luukka, T. Mäenpää, H. Siikonen, E. Tuominen, J. Tuominiemi

**Lappeenranta University of Technology, Lappeenranta, Finland**

T. Tuuva

**IRFU, CEA, Université Paris-Saclay, Gif-sur-Yvette, France**

M. Besancon, F. Couderc, M. Dejardin, D. Denegri, J. L. Faure, F. Ferri, S. Ganjour, A. Givernaud, P. Gras, G. Hamel de Monchenault, P. Jarry, C. Leloup, E. Locci, J. Malcles, G. Negro, J. Rander, A. Rosowsky, M. Ö. Sahin, M. Titov

**Laboratoire Leprince-Ringuet, Ecole polytechnique, CNRS/IN2P3, Université Paris-Saclay, Palaiseau, France**

A. Abdulsalam<sup>12</sup>, C. Amendola, I. Antropov, F. Beaudette, P. Busson, C. Charlot, R. Granier de Cassagnac, I. Kucher, A. Lobanov, J. Martin Blanco, C. Martin Perez, M. Nguyen, C. Ochando, G. Ortona, P. Paganini, P. Pigard, J. Rembser, R. Salerno, J. B. Sauvan, Y. Sirois, A. G. Stahl Leitner, A. Zabi, A. Zghiche

**Université de Strasbourg, CNRS, IPHC UMR 7178, Strasbourg, France**

J.-L. Agram<sup>13</sup>, J. Andrea, D. Bloch, J.-M. Brom, E. C. Chabert, V. Cherepanov, C. Collard, E. Conte<sup>13</sup>, J.-C. Fontaine<sup>13</sup>, D. Gelé, U. Goerlach, M. Jansová, A.-C. Le Bihan, N. Tonon, P. Van Hove

**Centre de Calcul de l'Institut National de Physique Nucleaire et de Physique des Particules, CNRS/IN2P3, Villeurbanne, France**

S. Gadrat

**Université de Lyon, Université Claude Bernard Lyon 1, CNRS-IN2P3, Institut de Physique Nucléaire de Lyon, Villeurbanne, France**

S. Beauceron, C. Bernet, G. Boudoul, N. Chanon, R. Chierici, D. Contardo, P. Depasse, H. El Mamouni, J. Fay, L. Finco, S. Gascon, M. Gouzevitch, G. Grenier, B. Ille, F. Lagarde, I. B. Laktineh, H. Lattaud, M. Lethuillier, L. Mirabito, S. Perries, A. Popov<sup>14</sup>, V. Sordini, G. Touquet, M. Vander Donckt, S. Viret

**Georgian Technical University, Tbilisi, Georgia**

A. Khvedelidze<sup>8</sup>

**Tbilisi State University, Tbilisi, Georgia**

Z. Tsamalaidze<sup>8</sup>



**RWTH Aachen University, I. Physikalisches Institut, Aachen, Germany**

C. Autermann, L. Feld, M. K. Kiesel, K. Klein, M. Lipinski, M. Preuten, M. P. Rauch, C. Schomakers, J. Schulz, M. Teroerde, B. Wittmer

**RWTH Aachen University, III. Physikalisches Institut A, Aachen, Germany**

A. Albert, D. Duchardt, M. Erdmann, S. Erdweg, T. Esch, R. Fischer, S. Ghosh, A. Güth, T. Hebbeker, C. Heidemann, K. Hoepfner, H. Keller, L. Mastrolorenzo, M. Merschmeyer, A. Meyer, P. Millet, S. Mukherjee, T. Pook, M. Radziej, H. Reithler, M. Rieger, A. Schmidt, D. Teyssier, S. Thüer

**RWTH Aachen University, III. Physikalisches Institut B, Aachen, Germany**

G. Flügge, O. Hlushchenko, T. Kress, A. Künsken, T. Müller, A. Nehr Korn, A. Nowack, C. Pistone, O. Pooth, D. Roy, H. Sert, A. Stahl<sup>15</sup>

**Deutsches Elektronen-Synchrotron, Hamburg, Germany**

M. Aldaya Martin, T. Arndt, C. Asawatangtrakuldee, I. Babounikau, K. Beernaert, O. Behnke, U. Behrens, A. Bermúdez Martínez, D. Bertsche, A. A. Bin Anuar, K. Borras<sup>16</sup>, V. Botta, A. Campbell, P. Connor, C. Contreras-Campana, V. Danilov, A. De Wit, M. M. Defranchis, C. Diez Pardos, D. Domínguez Damiani, G. Eckerlin, T. Eichhorn, A. Elwood, E. Eren, E. Gallo<sup>17</sup>, A. Geiser, J. M. Grados Luyando, A. Grohsjean, M. Guthoff, M. Haranko, A. Harb, J. Hauk, H. Jung, M. Kasemann, J. Keaveney, C. Kleinwort, J. Knolle, D. Krücker, W. Lange, A. Lelek, T. Lenz, J. Leonard, K. Lipka, W. Lohmann<sup>18</sup>, R. Mankel, I.-A. Melzer-Pellmann, A. B. Meyer, M. Meyer, M. Missiroli, G. Mittag, J. Mnich, V. Myronenko, S. K. Pflitsch, D. Pitzl, A. Raspereza, M. Savitskyi, P. Saxena, P. Schütze, C. Schwanenberger, R. Shevchenko, A. Singh, H. Tholen, O. Turkot, A. Vagnerini, G. P. Van Onsem, R. Walsh, Y. Wen, K. Wichmann, C. Wissing, O. Zenaiev

**University of Hamburg, Hamburg, Germany**

R. Aggleton, S. Bein, L. Benato, A. Benecke, V. Blobel, T. Dreyer, A. Ebrahimi, E. Garutti, D. Gonzalez, P. Gunnellini, J. Haller, A. Hinzmann, A. Karavdina, G. Kasieczka, R. Klanner, R. Kogler, N. Kovalchuk, S. Kurz, V. Kutzner, J. Lange, D. Marconi, J. Multhaupt, M. Niedziela, C. E. N. Niemeyer, D. Nowatschin, A. Perieanu, A. Reimers, O. Rieger, C. Scharf, P. Schleper, S. Schumann, J. Schwandt, J. Sonneveld, H. Stadie, G. Steinbrück, F. M. Stober, M. Stöver, A. Vanhoefer, B. Vormwald, I. Zoi

**Karlsruher Institut fuer Technologie, Karlsruhe, Germany**

M. Akbiyik, C. Barth, M. Baselga, S. Baur, E. Butz, R. Caspart, T. Chwalek, F. Colombo, W. De Boer, A. Dierlamm, K. El Morabit, N. Faltermann, B. Freund, M. Giffels, M. A. Harrendorf, F. Hartmann<sup>15</sup>, S. M. Heindl, U. Husemann, I. Katkov<sup>14</sup>, S. Kudella, S. Mitra, M. U. Mozer, Th. Müller, M. Musich, M. Plagge, G. Quast, K. Rabbertz, M. Schröder, I. Shvetsov, H. J. Simonis, R. Ulrich, S. Wayand, M. Weber, T. Weiler, C. Wöhrmann, R. Wolf

**Institute of Nuclear and Particle Physics (INPP), NCSR Demokritos, Agia Paraskevi, Greece**

G. Anagnostou, G. Daskalakis, T. Gerasis, A. Kyriakis, D. Loukas, G. Paspalaki, I. Topsis-Giotis

**National and Kapodistrian University of Athens, Athens, Greece**

G. Karathanasis, S. Kesisoglou, P. Kontaxakis, A. Panagiotou, I. Papavergou, N. Saoulidou, E. Tziaferi, K. Vellidis

**National Technical University of Athens, Athens, Greece**

K. Kousouris, I. Papakrivopoulos, G. Tsipolitis

**University of Ioánnina, Ioannina, Greece**

I. Evangelou, C. Foudas, P. Giannelis, P. Katsoulis, P. Kokkas, S. Mallios, N. Manthos, I. Papadopoulos, E. Paradas, J. Strologas, F. A. Triantis, D. Tsitsonis

**MTA-ELTE Lendület CMS Particle and Nuclear Physics Group, Eötvös Loránd University, Budapest, Hungary**

M. Bartók<sup>19</sup>, M. Csanad, N. Filipovic, P. Major, M. I. Nagy, G. Pasztor, O. Surányi, G. I. Veres

**Wigner Research Centre for Physics, Budapest, Hungary**

G. Bencze, C. Hajdu, D. Horvath<sup>20</sup>, Á. Hunyadi, F. Sikler, T. Á. Vámi, V. Veszpremi, G. Vesztergombi<sup>†</sup>

**Institute of Nuclear Research ATOMKI, Debrecen, Hungary**

N. Beni, S. Czellar, J. Karancsi<sup>21</sup>, A. Makovec, J. Molnar, Z. Szillasi

**Institute of Physics, University of Debrecen, Debrecen, Hungary**

P. Raics, Z. L. Trocsanyi, B. Ujvari

**Indian Institute of Science (IISc), Bangalore, India**

S. Choudhury, J. R. Komaragiri, P. C. Tiwari

**National Institute of Science Education and Research, HBNI, Bhubaneswar, India**S. Bahinipati<sup>22</sup>, C. Kar, P. Mal, K. Mandal, A. Nayak<sup>23</sup>, D. K. Sahoo<sup>22</sup>, S. K. Swain**Panjab University, Chandigarh, India**

S. Bansal, S. B. Beri, V. Bhatnagar, S. Chauhan, R. Chawla, N. Dhingra, R. Gupta, A. Kaur, M. Kaur, S. Kaur, P. Kumari, M. Lohan, A. Mehta, K. Sandeep, S. Sharma, J. B. Singh, A. K. Viridi, G. Walia

**University of Delhi, Delhi, India**

A. Bhardwaj, B. C. Choudhary, R. B. Garg, M. Gola, S. Keshri, Ashok Kumar, S. Malhotra, M. Naimuddin, P. Priyanka, K. Ranjan, Aashaq Shah, R. Sharma

**Saha Institute of Nuclear Physics, HBNI, Kolkata, India**R. Bhardwaj<sup>24</sup>, M. Bharti<sup>24</sup>, R. Bhattacharya, S. Bhattacharya, U. Bhawandeep<sup>24</sup>, D. Bhowmik, S. Dey, S. Dutt<sup>24</sup>, S. Dutta, S. Ghosh, K. Mondal, S. Nandan, A. Purohit, P. K. Rout, A. Roy, S. Roy Chowdhury, G. Saha, S. Sarkar, M. Sharan, B. Singh<sup>24</sup>, S. Thakur<sup>24</sup>**Indian Institute of Technology Madras, Madras, India**

P. K. Behera

**Bhabha Atomic Research Centre, Mumbai, India**

R. Chudasama, D. Dutta, V. Jha, V. Kumar, P. K. Netrakanti, L. M. Pant, P. Shukla

**Tata Institute of Fundamental Research-A, Mumbai, India**

T. Aziz, M. A. Bhat, S. Dugad, G. B. Mohanty, N. Sur, B. Sutar, RavindraKumar Verma

**Tata Institute of Fundamental Research-B, Mumbai, India**S. Banerjee, S. Bhattacharya, S. Chatterjee, P. Das, M. Guchait, Sa. Jain, S. Karmakar, S. Kumar, M. Maity<sup>25</sup>, G. Majumder, K. Mazumdar, N. Sahoo, T. Sarkar<sup>25</sup>**Indian Institute of Science Education and Research (IISER), Pune, India**

S. Chauhan, S. Dube, V. Hegde, A. Kapoor, K. Kothekar, S. Pandey, A. Rane, S. Sharma

**Institute for Research in Fundamental Sciences (IPM), Tehran, Iran**S. Chenarani<sup>26</sup>, E. Eskandari Tadavani, S. M. Etesami<sup>26</sup>, M. Khakzad, M. Mohammadi Najafabadi, M. Naseri, F. Rezaei Hosseinabadi, B. Safarzadeh<sup>27</sup>, M. Zeinali**University College Dublin, Dublin, Ireland**

M. Felcini, M. Grunewald

**INFN Sezione di Bari<sup>a</sup>, Università di Bari<sup>b</sup>, Politecnico di Bari<sup>c</sup>, Bari, Italy**M. Abbrescia<sup>a,b</sup>, C. Calabria<sup>a,b</sup>, A. Colaleo<sup>a</sup>, D. Creanza<sup>a,c</sup>, L. Cristella<sup>a,b</sup>, N. De Filippis<sup>a,c</sup>, M. De Palma<sup>a,b</sup>, A. Di Florio<sup>a,b</sup>, F. Errico<sup>a,b</sup>, L. Fiore<sup>a</sup>, A. Gelmi<sup>a,b</sup>, G. Iaselli<sup>a,c</sup>, M. Ince<sup>a,b</sup>, S. Lezki<sup>a,b</sup>, G. Maggi<sup>a,c</sup>, M. Maggi<sup>a</sup>, G. Miniello<sup>a,b</sup>, S. My<sup>a,b</sup>, S. Nuzzo<sup>a,b</sup>, A. Pompili<sup>a,b</sup>, G. Pugliese<sup>a,c</sup>, R. Radogna<sup>a</sup>, A. Ranieri<sup>a</sup>, G. Selvaggi<sup>a,b</sup>, A. Sharma<sup>a</sup>, L. Silvestris<sup>a</sup>, R. Venditti<sup>a</sup>, P. Verwilligen<sup>a</sup>, G. Zito<sup>a</sup>**INFN Sezione di Bologna<sup>a</sup>, Università di Bologna<sup>b</sup>, Bologna, Italy**G. Abbiendi<sup>a</sup>, C. Battilana<sup>a,b</sup>, D. Bonacorsi<sup>a,b</sup>, L. Borgonovi<sup>a,b</sup>, S. Braibant-Giacomelli<sup>a,b</sup>, R. Campanini<sup>a,b</sup>, P. Capiluppi<sup>a,b</sup>, A. Castro<sup>a,b</sup>, F. R. Cavallo<sup>a</sup>, S. S. Chhibra<sup>a,b</sup>, C. Ciocca<sup>a</sup>, G. Codispoti<sup>a,b</sup>, M. Cuffiani<sup>a,b</sup>, G. M. Dallavalle<sup>a</sup>, F. Fabbri<sup>a</sup>, A. Fanfani<sup>a,b</sup>, E. Fontanesi, P. Giacomelli<sup>a</sup>, C. Grandi<sup>a</sup>, L. Guiducci<sup>a,b</sup>, S. Lo Meo<sup>a</sup>, S. Marcellini<sup>a</sup>, G. Masetti<sup>a</sup>, A. Montanari<sup>a</sup>, F. L. Navarria<sup>a,b</sup>, A. Perrotta<sup>a</sup>, F. Primavera<sup>a,b,15</sup>, A. M. Rossi<sup>a,b</sup>, T. Rovelli<sup>a,b</sup>, G. P. Siroli<sup>a,b</sup>, N. Tosi<sup>a</sup>**INFN Sezione di Catania<sup>a</sup>, Università di Catania<sup>b</sup>, Catania, Italy**S. Albergo<sup>a,b</sup>, A. Di Mattia<sup>a</sup>, R. Potenza<sup>a,b</sup>, A. Tricomi<sup>a,b</sup>, C. Tuve<sup>a,b</sup>

**INFN Sezione di Firenze<sup>a</sup>, Università di Firenze<sup>b</sup>, Florence, Italy**

G. Barbagli<sup>a</sup>, K. Chatterjee<sup>a,b</sup>, V. Ciulli<sup>a,b</sup>, C. Civinini<sup>a</sup>, R. D'Alessandro<sup>a,b</sup>, E. Focardi<sup>a,b</sup>, G. Latino, P. Lenzi<sup>a,b</sup>, M. Meschini<sup>a</sup>, S. Paoletti<sup>a</sup>, L. Russo<sup>a,28</sup>, G. Sguazzoni<sup>a</sup>, D. Strom<sup>a</sup>, L. Viliani<sup>a</sup>

**INFN Laboratori Nazionali di Frascati, Frascati, Italy**

L. Benussi, S. Bianco, F. Fabbri, D. Piccolo

**INFN Sezione di Genova<sup>a</sup>, Università di Genova<sup>b</sup>, Genoa, Italy**

F. Ferro<sup>a</sup>, R. Mulargia<sup>a,b</sup>, F. Ravera<sup>a,b</sup>, E. Robutti<sup>a</sup>, S. Tosi<sup>a,b</sup>

**INFN Sezione di Milano-Bicocca<sup>a</sup>, Università di Milano-Bicocca<sup>b</sup>, Milan, Italy**

A. Benaglia<sup>a</sup>, A. Beschi<sup>b</sup>, F. Brivio<sup>a,b</sup>, V. Ciriolo<sup>a,b,15</sup>, S. Di Guida<sup>a,d,15</sup>, M. E. Dinardo<sup>a,b</sup>, S. Fiorendi<sup>a,b</sup>, S. Gennai<sup>a</sup>, A. Ghezzi<sup>a,b</sup>, P. Govoni<sup>a,b</sup>, M. Malberti<sup>a,b</sup>, S. Malvezzi<sup>a</sup>, A. Massironi<sup>a,b</sup>, D. Menasce<sup>a</sup>, F. Monti, L. Moroni<sup>a</sup>, M. Paganoni<sup>a,b</sup>, D. Pedrini<sup>a</sup>, S. Ragazzi<sup>a,b</sup>, T. Tabarelli de Fatis<sup>a,b</sup>, D. Zuolo<sup>a,b</sup>

**INFN Sezione di Napoli<sup>a</sup>, Università di Napoli 'Federico II'<sup>b</sup>, Napoli, Italy, Università della Basilicata<sup>c</sup>, Potenza, Italy, Università G. Marconi<sup>d</sup>, Rome, Italy**

S. Buontempo<sup>a</sup>, N. Cavallo<sup>a,c</sup>, A. De Iorio<sup>a,b</sup>, A. Di Crescenzo<sup>a,b</sup>, F. Fabozzi<sup>a,c</sup>, F. Fienga<sup>a</sup>, G. Galati<sup>a</sup>, A. O. M. Iorio<sup>a,b</sup>, W. A. Khan<sup>a</sup>, L. Lista<sup>a</sup>, S. Meola<sup>a,d,15</sup>, P. Paolucci<sup>a,15</sup>, C. Sciacca<sup>a,b</sup>, E. Voevodina<sup>a,b</sup>

**INFN Sezione di Padova<sup>a</sup>, Università di Padova<sup>b</sup>, Padova, Italy, Università di Trento<sup>c</sup>, Trento, Italy**

P. Azzi<sup>a</sup>, N. Bacchetta<sup>a</sup>, A. Boletti<sup>a,b</sup>, A. Bragagnolo, R. Carlin<sup>a,b</sup>, P. Checchia<sup>a</sup>, M. Dall'Osso<sup>a,b</sup>, P. De Castro Manzano<sup>a</sup>, T. Dorigo<sup>a</sup>, U. Dosselli<sup>a</sup>, F. Gasparini<sup>a,b</sup>, U. Gasparini<sup>a,b</sup>, A. Gozzelino<sup>a</sup>, S. Y. Hoh, S. Lacaprara<sup>a</sup>, P. Lujan, M. Margoni<sup>a,b</sup>, A. T. Meneguzzo<sup>a,b</sup>, J. Pazzini<sup>a,b</sup>, N. Pozzobon<sup>a,b</sup>, P. Ronchese<sup>a,b</sup>, R. Rossin<sup>a,b</sup>, F. Simonetto<sup>a,b</sup>, A. Tiko, E. Torassa<sup>a</sup>, M. Tosi<sup>a,b</sup>, S. Ventura<sup>a</sup>, M. Zanetti<sup>a,b</sup>, P. Zotto<sup>a,b</sup>

**INFN Sezione di Pavia<sup>a</sup>, Università di Pavia<sup>b</sup>, Pavia, Italy**

A. Braghieri<sup>a</sup>, A. Magnani<sup>a</sup>, P. Montagna<sup>a,b</sup>, S. P. Ratti<sup>a,b</sup>, V. Re<sup>a</sup>, M. Ressegotti<sup>a,b</sup>, C. Riccardi<sup>a,b</sup>, P. Salvini<sup>a</sup>, I. Vai<sup>a,b</sup>, P. Vitulo<sup>a,b</sup>

**INFN Sezione di Perugia<sup>a</sup>, Università di Perugia<sup>b</sup>, Perugia, Italy**

M. Biasini<sup>a,b</sup>, G. M. Bilei<sup>a</sup>, C. Cecchi<sup>a,b</sup>, D. Ciangottini<sup>a,b</sup>, L. Fanò<sup>a,b</sup>, P. Lariccia<sup>a,b</sup>, R. Leonardi<sup>a,b</sup>, E. Manoni<sup>a</sup>, G. Mantovani<sup>a,b</sup>, V. Mariani<sup>a,b</sup>, M. Menichelli<sup>a</sup>, A. Rossi<sup>a,b</sup>, A. Santocchia<sup>a,b</sup>, D. Spiga<sup>a</sup>

**INFN Sezione di Pisa<sup>a</sup>, Università di Pisa<sup>b</sup>, Scuola Normale Superiore di Pisa<sup>c</sup>, Pisa, Italy**

K. Androsov<sup>a</sup>, P. Azzurri<sup>a</sup>, G. Bagliesi<sup>a</sup>, L. Bianchini<sup>a</sup>, T. Boccali<sup>a</sup>, L. Borrello, R. Castaldi<sup>a</sup>, M. A. Ciocci<sup>a,b</sup>, R. Dell'Orso<sup>a</sup>, G. Fedi<sup>a</sup>, F. Fiori<sup>a,c</sup>, L. Giannini<sup>a,c</sup>, A. Giassi<sup>a</sup>, M. T. Grippo<sup>a</sup>, F. Ligabue<sup>a,c</sup>, E. Manca<sup>a,c</sup>, G. Mandorli<sup>a,c</sup>, A. Messineo<sup>a,b</sup>, F. Palla<sup>a</sup>, A. Rizzi<sup>a,b</sup>, G. Rolandi<sup>29</sup>, P. Spagnolo<sup>a</sup>, R. Tenchini<sup>a</sup>, G. Tonelli<sup>a,b</sup>, A. Venturi<sup>a</sup>, P. G. Verdini<sup>a</sup>

**INFN Sezione di Roma<sup>a</sup>, Sapienza Università di Roma<sup>b</sup>, Rome, Italy**

L. Barone<sup>a,b</sup>, F. Cavallari<sup>a</sup>, M. Cipriani<sup>a,b</sup>, D. Del Re<sup>a,b</sup>, E. Di Marco<sup>a,b</sup>, M. Diemoz<sup>a</sup>, S. Gelli<sup>a,b</sup>, E. Longo<sup>a,b</sup>, B. Marzocchi<sup>a,b</sup>, P. Meridiani<sup>a</sup>, G. Organtini<sup>a,b</sup>, F. Pandolfi<sup>a</sup>, R. Paramatti<sup>a,b</sup>, F. Preiato<sup>a,b</sup>, S. Rahatlou<sup>a,b</sup>, C. Rovelli<sup>a</sup>, F. Santanastasio<sup>a,b</sup>

**INFN Sezione di Torino<sup>a</sup>, Università di Torino<sup>b</sup>, Torino, Italy, Università del Piemonte Orientale<sup>c</sup>, Novara, Italy**

N. Amapane<sup>a,b</sup>, R. Arcidiacono<sup>a,c</sup>, S. Argiro<sup>a,b</sup>, M. Arneodo<sup>a,c</sup>, N. Bartosik<sup>a</sup>, R. Bellan<sup>a,b</sup>, C. Biino<sup>a</sup>, N. Cartiglia<sup>a</sup>, F. Cenna<sup>a,b</sup>, S. Cometti<sup>a</sup>, M. Costa<sup>a,b</sup>, R. Covarelli<sup>a,b</sup>, N. Demaria<sup>a</sup>, B. Kiani<sup>a,b</sup>, C. Mariotti<sup>a</sup>, S. Maselli<sup>a</sup>, E. Migliore<sup>a,b</sup>, V. Monaco<sup>a,b</sup>, E. Monteil<sup>a,b</sup>, M. Monteno<sup>a</sup>, M. M. Obertino<sup>a,b</sup>, L. Pacher<sup>a,b</sup>, N. Pastrone<sup>a</sup>, M. Pelliccioni<sup>a</sup>, G. L. Pinna Angioni<sup>a,b</sup>, A. Romero<sup>a,b</sup>, M. Ruspa<sup>a,c</sup>, R. Sacchi<sup>a,b</sup>, K. Shchelina<sup>a,b</sup>, V. Sola<sup>a</sup>, A. Solano<sup>a,b</sup>, D. Soldi<sup>a,b</sup>, A. Staiano<sup>a</sup>

**INFN Sezione di Trieste<sup>a</sup>, Università di Trieste<sup>b</sup>, Trieste, Italy**

S. Belforte<sup>a</sup>, V. Candelise<sup>a,b</sup>, M. Casarsa<sup>a</sup>, F. Cossutti<sup>a</sup>, A. Da Rold<sup>a,b</sup>, G. Della Ricca<sup>a,b</sup>, F. Vazzoler<sup>a,b</sup>, A. Zanetti<sup>a</sup>

**Kyungpook National University, Daegu, Korea**

D. H. Kim, G. N. Kim, M. S. Kim, J. Lee, S. Lee, S. W. Lee, C. S. Moon, Y. D. Oh, S. I. Pak, S. Sekmen, D. C. Son, Y. C. Yang

**Chonnam National University, Institute for Universe and Elementary Particles, Kwangju, Korea**

H. Kim, D. H. Moon, G. Oh

**Hanyang University, Seoul, Korea**

B. Francois, J. Goh<sup>30</sup>, T. J. Kim

**Korea University, Seoul, Korea**

S. Cho, S. Choi, Y. Go, D. Gyun, S. Ha, B. Hong, Y. Jo, K. Lee, K. S. Lee, S. Lee, J. Lim, S. K. Park, Y. Roh

**Sejong University, Seoul, Korea**

H. S. Kim

**Seoul National University, Seoul, Korea**

J. Almond, J. Kim, J. S. Kim, H. Lee, K. Lee, K. Nam, S. B. Oh, B. C. Radburn-Smith, S. h. Seo, U. K. Yang, H. D. Yoo, G. B. Yu

**University of Seoul, Seoul, Korea**

D. Jeon, H. Kim, J. H. Kim, J. S. H. Lee, I. C. Park

**Sungkyunkwan University, Suwon, Korea**

Y. Choi, C. Hwang, J. Lee, I. Yu

**Vilnius University, Vilnius, Lithuania**

V. Dudenas, A. Juodagalvis, J. Vaitkus

**National Centre for Particle Physics, Universiti Malaya, Kuala Lumpur, Malaysia**

I. Ahmed, Z. A. Ibrahim, M. A. B. Md Ali<sup>31</sup>, F. Mohamad Idris<sup>32</sup>, W. A. T. Wan Abdullah, M. N. Yusli, Z. Zolkapli

**Universidad de Sonora (UNISON), Hermosillo, Mexico**

J. F. Benitez, A. Castaneda Hernandez, J. A. Murillo Quijada

**Centro de Investigacion y de Estudios Avanzados del IPN, Mexico City, Mexico**

H. Castilla-Valdez, E. De La Cruz-Burelo, M. C. Duran-Osuna, I. Heredia-De La Cruz<sup>33</sup>, R. Lopez-Fernandez, J. Mejia Guisao, R. I. Rabadan-Trejo, M. Ramirez-Garcia, G. Ramirez-Sanchez, R. Reyes-Almanza, A. Sanchez-Hernandez

**Universidad Iberoamericana, Mexico City, Mexico**

S. Carrillo Moreno, C. Oropeza Barrera, F. Vazquez Valencia

**Benemerita Universidad Autonoma de Puebla, Puebla, Mexico**

J. Eysermans, I. Pedraza, H. A. Salazar Ibarquen, C. Uribe Estrada

**Universidad Autónoma de San Luis Potosí, San Luis Potosí, Mexico**

A. Morelos Pineda

**University of Auckland, Auckland, New Zealand**

D. Krofcheck

**University of Canterbury, Christchurch, New Zealand**

S. Bheesette, P. H. Butler

**National Centre for Physics, Quaid-I-Azam University, Islamabad, Pakistan**

A. Ahmad, M. Ahmad, M. I. Asghar, Q. Hassan, H. R. Hoorani, A. Saddique, M. A. Shah, M. Shoaib, M. Waqas

**National Centre for Nuclear Research, Swierk, Poland**

H. Bialkowska, M. Bluj, B. Boimska, T. Frueboes, M. Górski, M. Kazana, M. Szleper, P. Traczyk, P. Zalewski

**Institute of Experimental Physics, Faculty of Physics, University of Warsaw, Warsaw, Poland**

K. Bunkowski, A. Byszuk<sup>34</sup>, K. Doroba, A. Kalinowski, M. Konecki, J. Krolikowski, M. Misiura, M. Olszewski, A. Pyskir, M. Walczak

**Laboratório de Instrumentação e Física Experimental de Partículas, Lisbon, Portugal**

M. Araujo, P. Bargassa, C. Beirão Da Cruz E Silva, A. Di Francesco, P. Faccioli, B. Galinhas, M. Gallinaro, J. Hollar, N. Leonardo, J. Seixas, G. Strong, O. Toldaiev, J. Varela

**Joint Institute for Nuclear Research, Dubna, Russia**

S. Afanasiev, P. Bunin, M. Gavrilenko, I. Golutvin, I. Gorbunov, A. Kamenev, V. Karjavine, A. Lanev, A. Malakhov, V. Matveev<sup>35,36</sup>, P. Moisenz, V. Palichik, V. Perelygin, S. Shmatov, S. Shulha, N. Skatchkov, V. Smirnov, N. Voytishin, A. Zarubin

**Petersburg Nuclear Physics Institute, Gatchina (St. Petersburg), Russia**

V. Golovtsov, Y. Ivanov, V. Kim<sup>37</sup>, E. Kuznetsova<sup>38</sup>, P. Levchenko, V. Murzin, V. Oreshkin, I. Smirnov, D. Sosnov, V. Sulimov, L. Uvarov, S. Vavilov, A. Vorobyev

**Institute for Nuclear Research, Moscow, Russia**

Yu. Andreev, A. Dermenev, S. Gninenko, N. Golubev, A. Karneyev, M. Kirsanov, N. Krasnikov, A. Pashenkov, D. Tisov, A. Toropin

**Institute for Theoretical and Experimental Physics, Moscow, Russia**

V. Epshteyn, V. Gavrilov, N. Lychkovskaya, V. Popov, I. Pozdnyakov, G. Safronov, A. Spiridonov, A. Stepennov, V. Stolin, M. Toms, E. Vlasov, A. Zhokin

**Moscow Institute of Physics and Technology, Moscow, Russia**

T. Aushev

**National Research Nuclear University 'Moscow Engineering Physics Institute' (MEPhI), Moscow, Russia**

M. Chadeeva<sup>39</sup>, P. Parygin, D. Philippov, S. Polikarpov<sup>39</sup>, E. Popova, V. Rusinov

**P.N. Lebedev Physical Institute, Moscow, Russia**

V. Andreev, M. Azarkin, I. Dremin<sup>36</sup>, M. Kirakosyan, A. Terkulov

**Skobeltsyn Institute of Nuclear Physics, Lomonosov Moscow State University, Moscow, Russia**

A. Baskakov, A. Belyaev, E. Boos, V. Bunichev, M. Dubinin<sup>40</sup>, L. Dudko, A. Ershov, V. Klyukhin, N. Korneeva, I. Lokhtin, I. Miagkov, S. Obraztsov, M. Perfilov, V. Savrin, P. Volkov

**Novosibirsk State University (NSU), Novosibirsk, Russia**

A. Barnyakov<sup>41</sup>, V. Blinov<sup>41</sup>, T. Dimova<sup>41</sup>, L. Kardapoltsev<sup>41</sup>, Y. Skovpen<sup>41</sup>

**Institute for High Energy Physics of National Research Centre 'Kurchatov Institute', Protvino, Russia**

I. Azhgirey, I. Bayshev, S. Bitioukov, D. Elumakhov, A. Godizov, V. Kachanov, A. Kalinin, D. Konstantinov, P. Mandrik, V. Petrov, R. Ryutin, S. Slabospitskii, A. Sobol, S. Troshin, N. Tyurin, A. Uzunian, A. Volkov

**National Research Tomsk Polytechnic University, Tomsk, Russia**

A. Babaev, S. Baidali, V. Okhotnikov

**University of Belgrade, Faculty of Physics and Vinca Institute of Nuclear Sciences, Belgrade, Serbia**

P. Adzic<sup>42</sup>, P. Cirkovic, D. Devetak, M. Dordevic, J. Milosevic

**Centro de Investigaciones Energéticas Medioambientales y Tecnológicas (CIEMAT), Madrid, Spain**

J. Alcaraz Maestre, A. Álvarez Fernández, I. Bachiller, M. Barrio Luna, J. A. Brochero Cifuentes, M. Cerrada, N. Colino, B. De La Cruz, A. Delgado Peris, C. Fernandez Bedoya, J. P. Fernández Ramos, J. Flix, M. C. Fouz, O. Gonzalez Lopez, S. Goy Lopez, J. M. Hernandez, M. I. Josa, D. Moran, A. Pérez-Calero Yzquierdo, J. Puerta Pelayo, I. Redondo, L. Romero, M. S. Soares, A. Triossi

**Universidad Autónoma de Madrid, Madrid, Spain**

C. Albajar, J. F. de Trocóniz

**Universidad de Oviedo, Oviedo, Spain**

J. Cuevas, C. Erice, J. Fernandez Menendez, S. Folgueras, I. Gonzalez Caballero, J. R. González Fernández, E. Palencia Cortezon, V. Rodríguez Bouza, S. Sanchez Cruz, P. Vischia, J. M. Vizán García



**Instituto de Física de Cantabria (IFCA), CSIC-Universidad de Cantabria, Santander, Spain**

I. J. Cabrillo, A. Calderon, B. Chazin Quero, J. Duarte Campderros, M. Fernandez, P. J. Fernández Manteca, A. García Alonso, J. Garcia-Ferrero, G. Gomez, A. Lopez Virto, J. Marco, C. Martinez Rivero, P. Martinez Ruiz del Arbol, F. Matorras, J. Piedra Gomez, C. Prieels, T. Rodrigo, A. Ruiz-Jimeno, L. Scodellaro, N. Trevisani, I. Vila, R. Vilar Cortabitarte

**Department of Physics, University of Ruhuna, Matara, Sri Lanka**

N. Wickramage

**CERN, European Organization for Nuclear Research, Geneva, Switzerland**

D. Abbaneo, B. Akgun, E. Auffray, G. Auzinger, P. Baillon, A. H. Ball, D. Barney, J. Bendavid, M. Bianco, A. Bocci, C. Botta, E. Brondolin, T. Camporesi, M. Cepeda, G. Cerminara, E. Chapon, Y. Chen, G. Cucciati, D. d'Enterria, A. Dabrowski, N. Daci, V. Daponte, A. David, A. De Roeck, N. Deelen, M. Dobson, M. Dünser, N. Dupont, A. Elliott-Peisert, P. Everaerts, F. Fallavollita<sup>43</sup>, D. Fasanella, G. Franzoni, J. Fulcher, W. Funk, D. Gigi, A. Gilbert, K. Gill, F. Glege, M. Gruchala, M. Guilbaud, D. Gulhan, J. Hegeman, C. Heidegger, V. Innocente, A. Jafari, P. Janot, O. Karacheban<sup>18</sup>, J. Kieseler, A. Kornmayer, M. Krammer<sup>1</sup>, C. Lange, P. Lecoq, C. Lourenço, L. Malgeri, M. Mannelli, F. Meijers, J. A. Merlin, S. Mersi, E. Meschi, P. Milenov<sup>44</sup>, F. Moortgat, M. Mulders, J. Ngadiuba, S. Nourbakhsh, S. Orfanelli, L. Orsini, F. Pantaleo<sup>15</sup>, L. Pape, E. Perez, M. Peruzzi, A. Petrilli, G. Petrucciani, A. Pfeiffer, M. Pierini, F. M. Pitters, D. Rabady, A. Racz, T. Reis, M. Rovere, H. Sakulin, C. Schäfer, C. Schwick, M. Seidel, M. Selvaggi, A. Sharma, P. Silva, P. Sphicas<sup>45</sup>, A. Stakia, J. Steggemann, D. Treille, A. Tsiros, V. Veckalns<sup>46</sup>, M. Verzetti, W. D. Zeuner

**Paul Scherrer Institut, Villigen, Switzerland**

L. Caminada<sup>47</sup>, K. Deiters, W. Erdmann, R. Horisberger, Q. Ingram, H. C. Kaestli, D. Kotlinski, U. Langenegger, T. Rohe, S. A. Wiederkehr

**ETH Zurich, Institute for Particle Physics and Astrophysics (IPA), Zurich, Switzerland**

M. Backhaus, L. Bäni, P. Berger, N. Chernyavskaya, G. Dissertori, M. Dittmar, M. Donegà, C. Dorfer, T. A. Gómez Espinosa, C. Grab, D. Hits, T. Klijnsma, W. Luster, R. A. Manzoni, M. Marionneau, M. T. Meinhard, F. Micheli, P. Musella, F. Nessi-Tedaldi, J. Pata, F. Pauss, G. Perrin, L. Perrozzi, S. Pigazzini, M. Quittnat, C. Reissel, D. Ruini, D. A. Sanz Becerra, M. Schönenberger, L. Shchutska, V. R. Tavolaro, K. Theofilatos, M. L. Vesterbacka Olsson, R. Wallny, D. H. Zhu

**Universität Zürich, Zurich, Switzerland**

T. K. Aarrestad, C. Amsler<sup>48</sup>, D. Brzhechko, M. F. Canelli, A. De Cosa, R. Del Burgo, S. Donato, C. Galloni, T. Hreus, B. Kilminster, S. Leontsinis, I. Neutelings, G. Rauco, P. Robmann, D. Salerno, K. Schweiger, C. Seitz, Y. Takahashi, A. Zucchetta

**National Central University, Chung-Li, Taiwan**

Y. H. Chang, K. y. Cheng, T. H. Doan, R. Khurana, C. M. Kuo, W. Lin, A. Pozdnyakov, S. S. Yu

**National Taiwan University (NTU), Taipei, Taiwan**

P. Chang, Y. Chao, K. F. Chen, P. H. Chen, W.-S. Hou, Arun Kumar, Y. F. Liu, R.-S. Lu, E. Paganis, A. Psallidas, A. Steen

**Chulalongkorn University, Faculty of Science, Department of Physics, Bangkok, Thailand**

B. Asavapibhop, N. Srimanobhas, N. Suwonjandee

**Çukurova University, Physics Department, Science and Art Faculty, Adana, Turkey**

M. N. Bakirci<sup>49</sup>, A. Bat, F. Boran, S. Damarseckin, Z. S. Demiroglu, F. Dolek, C. Dozen, S. Girgis, G. Gokbulut, Y. Guler, E. Gurpinar, I. Hos<sup>50</sup>, C. Isik, E. E. Kangal<sup>51</sup>, O. Kara, A. Kayis Topaksu, U. Kiminsu, M. Oglakci, G. Onengut, K. Ozdemir<sup>52</sup>, S. Ozturk<sup>49</sup>, D. Sunar Cerci<sup>53</sup>, B. Tali<sup>53</sup>, U. G. Tok, H. Topakli<sup>49</sup>, S. Turkcapar, I. S. Zorbakir, C. Zorbilmez

**Middle East Technical University, Physics Department, Ankara, Turkey**

B. Isildak<sup>54</sup>, G. Karapinar<sup>55</sup>, M. Yalvac, M. Zeyrek

**Bogazici University, Istanbul, Turkey**

I. O. Atakisi, E. Gülmez, M. Kaya<sup>56</sup>, O. Kaya<sup>57</sup>, S. Ozkorucuklu<sup>58</sup>, S. Tekten, E. A. Yetkin<sup>59</sup>

**Istanbul Technical University, Istanbul, Turkey**

M. N. Agaras, A. Cakir, K. Cankocak, Y. Komurcu, S. Sen<sup>60</sup>

**Institute for Scintillation Materials of National Academy of Science of Ukraine, Kharkov, Ukraine**

B. Grynyov

**National Scientific Center, Kharkov Institute of Physics and Technology, Kharkov, Ukraine**

L. Levchuk

**University of Bristol, Bristol, UK**

F. Ball, L. Beck, J. J. Brooke, D. Burns, E. Clement, D. Cussans, O. Davignon, H. Flacher, J. Goldstein, G. P. Heath, H. F. Heath, L. Kreczko, D. M. Newbold<sup>61</sup>, S. Paramesvaran, B. Penning, T. Sakuma, D. Smith, V. J. Smith, J. Taylor, A. Titterton

**Rutherford Appleton Laboratory, Didcot, UK**

K. W. Bell, A. Belyaev<sup>62</sup>, C. Brew, R. M. Brown, D. Cieri, D. J. A. Cockerill, J. A. Coughlan, K. Harder, S. Harper, J. Linacre, E. Olaiya, D. Petyt, C. H. Shepherd-Themistocleous, A. Thea, I. R. Tomalin, T. Williams, W. J. Womersley

**Imperial College, London, UK**

R. Bainbridge, P. Bloch, J. Borg, S. Breeze, O. Buchmuller, A. Bundock, D. Colling, P. Dauncey, G. Davies, M. Della Negra, R. Di Maria, G. Hall, G. Iles, T. James, M. Komm, C. Laner, L. Lyons, A.-M. Magnan, S. Malik, A. Martelli, J. Nash<sup>63</sup>, A. Nikitenko<sup>7</sup>, V. Palladino, M. Pesaresi, D. M. Raymond, A. Richards, A. Rose, E. Scott, C. Seez, A. Shtipliyski, G. Singh, M. Stoye, T. Strebler, S. Summers, A. Tapper, K. Uchida, T. Virdee<sup>15</sup>, N. Wardle, D. Winterbottom, J. Wright, S. C. Zenz

**Brunel University, Uxbridge, UK**

J. E. Cole, P. R. Hobson, A. Khan, P. Kyberd, C. K. Mackay, A. Morton, I. D. Reid, L. Teodorescu, S. Zahid

**Baylor University, Waco, USA**

K. Call, J. Dittmann, K. Hatakeyama, H. Liu, C. Madrid, B. McMaster, N. Pastika, C. Smith

**Catholic University of America, Washington, DC, USA**

R. Bartek, A. Dominguez

**The University of Alabama, Tuscaloosa, USA**

A. Buccilli, S. I. Cooper, C. Henderson, P. Rumerio, C. West

**Boston University, Boston, USA**

D. Arcaro, T. Bose, D. Gastler, D. Pinna, D. Rankin, C. Richardson, J. Rohlf, L. Sulak, D. Zou

**Brown University, Providence, USA**

G. Benelli, X. Coubez, D. Cutts, M. Hadley, J. Hakala, U. Heintz, J. M. Hogan<sup>64</sup>, K. H. M. Kwok, E. Laird, G. Landsberg, J. Lee, Z. Mao, M. Narain, S. Sagir<sup>65</sup>, R. Syarif, E. Usai, D. Yu

**University of California, Davis, Davis, USA**

R. Band, C. Brainerd, R. Breedon, D. Burns, M. Calderon De La Barca Sanchez, M. Chertok, J. Conway, R. Conway, P. T. Cox, R. Erbacher, C. Flores, G. Funk, W. Ko, O. Kukral, R. Lander, M. Mulhearn, D. Pellett, J. Pilot, S. Shalhout, M. Shi, D. Stolp, D. Taylor, K. Tos, M. Tripathi, Z. Wang, F. Zhang

**University of California, Los Angeles, USA**

M. Bachtis, C. Bravo, R. Cousins, A. Dasgupta, A. Florent, J. Hauser, M. Ignatenko, N. Mccoll, S. Regnard, D. Saltzberg, C. Schnaible, V. Valuev

**University of California, Riverside, Riverside, USA**

E. Bouvier, K. Burt, R. Clare, J. W. Gary, S. M. A. Ghiasi Shirazi, G. Hanson, G. Karapostoli, E. Kennedy, F. Lacroix, O. R. Long, M. Olmedo Negrete, M. I. Paneva, W. Si, L. Wang, H. Wei, S. Wimpenny, B. R. Yates

**University of California, San Diego, La Jolla, USA**

J. G. Branson, P. Chang, S. Cittolin, M. Derdzinski, R. Gerosa, D. Gilbert, B. Hashemi, A. Holzner, D. Klein, G. Kole, V. Krutelyov, J. Letts, M. Masciovecchio, D. Olivito, S. Padhi, M. Pieri, M. Sani, V. Sharma, S. Simon, M. Tadel, A. Vartak, S. Wasserbaech<sup>66</sup>, J. Wood, F. Würthwein, A. Yagil, G. Zevi Della Porta

**Department of Physics, University of California, Santa Barbara, Santa Barbara, USA**

N. Amin, R. Bhandari, J. Bradmiller-Feld, C. Campagnari, M. Citron, A. Dishaw, V. Dutta, M. Franco Sevilla, L. Gouskos, R. Heller, J. Incandela, A. Ovcharova, H. Qu, J. Richman, D. Stuart, I. Suarez, S. Wang, J. Yoo

**California Institute of Technology, Pasadena, USA**

D. Anderson, A. Bornheim, J. M. Lawhorn, N. Lu, H. B. Newman, T. Q. Nguyen, M. Spiropulu, J. R. Vlimant, R. Wilkinson, S. Xie, Z. Zhang, R. Y. Zhu

**Carnegie Mellon University, Pittsburgh, USA**

M. B. Andrews, T. Ferguson, T. Mudholkar, M. Paulini, M. Sun, I. Vorobiev, M. Weinberg

**University of Colorado Boulder, Boulder, USA**

J. P. Cumalat, W. T. Ford, F. Jensen, A. Johnson, M. Krohn, E. MacDonald, T. Mulholland, R. Patel, A. Perloff, K. Stenson, K. A. Ulmer, S. R. Wagner

**Cornell University, Ithaca, USA**

J. Alexander, J. Chaves, Y. Cheng, J. Chu, A. Datta, K. Mcdermott, N. Mirman, J. R. Patterson, D. Quach, A. Rinkevicius, A. Ryd, L. Skinnari, L. Soffi, S. M. Tan, Z. Tao, J. Thom, J. Tucker, P. Wittich, M. Zientek

**Fermi National Accelerator Laboratory, Batavia, USA**

S. Abdullin, M. Albrow, M. Alyari, G. Apollinari, A. Apresyan, A. Apyan, S. Banerjee, L. A. T. Bauerdick, A. Beretvas, J. Berryhill, P. C. Bhat, K. Burkett, J. N. Butler, A. Canepa, G. B. Cerati, H. W. K. Cheung, F. Chlebana, M. Cremonesi, J. Duarte, V. D. Elvira, J. Freeman, Z. Gecse, E. Gottschalk, L. Gray, D. Green, S. Grünendahl, O. Gutsche, J. Hanlon, R. M. Harris, S. Hasegawa, J. Hirschauer, Z. Hu, B. Jayatilaka, S. Jindariani, M. Johnson, U. Joshi, B. Klima, M. J. Kortelainen, B. Kreis, S. Lammel, D. Lincoln, R. Lipton, M. Liu, T. Liu, J. Lykken, K. Maeshima, J. M. Marraffino, D. Mason, P. McBride, P. Merkel, S. Mrenna, S. Nahn, V. O'Dell, K. Pedro, C. Pena, O. Prokofyev, G. Rakness, L. Ristori, A. Savoy-Navarro<sup>67</sup>, B. Schneider, E. Sexton-Kennedy, A. Soha, W. J. Spalding, L. Spiegel, S. Stoynev, J. Strait, N. Strobbe, L. Taylor, S. Tkaczyk, N. V. Tran, L. Uplegger, E. W. Vaandering, C. Vernieri, M. Verzocchi, R. Vidal, M. Wang, H. A. Weber, A. Whitbeck

**University of Florida, Gainesville, USA**

D. Acosta, P. Avery, P. Bortignon, D. Bourilkov, A. Brinkerhoff, L. Cadamuro, A. Carnes, D. Curry, R. D. Field, S. V. Gleyzer, B. M. Joshi, J. Konigsberg, A. Korytov, K. H. Lo, P. Ma, K. Matchev, H. Mei, G. Mitselmakher, D. Rosenzweig, K. Shi, D. Sperka, J. Wang, S. Wang, X. Zuo

**Florida International University, Miami, USA**

Y. R. Joshi, S. Linn

**Florida State University, Tallahassee, USA**

A. Ackert, T. Adams, A. Askew, S. Hagopian, V. Hagopian, K. F. Johnson, T. Kolberg, G. Martinez, T. Perry, H. Prosper, A. Saha, C. Schiber, R. Yohay

**Florida Institute of Technology, Melbourne, USA**

M. M. Baarmand, V. Bhopatkar, S. Colafranceschi, M. Hohmann, D. Noonan, M. Rahmani, T. Roy, F. Yumiceva

**University of Illinois at Chicago (UIC), Chicago, USA**

M. R. Adams, L. Apanasevich, D. Berry, R. R. Betts, R. Cavanaugh, X. Chen, S. Dittmer, O. Evdokimov, C. E. Gerber, D. A. Hangal, D. J. Hofman, K. Jung, J. Kamin, C. Mills, I. D. Sandoval Gonzalez, M. B. Tonjes, H. Trauger, N. Varelas, H. Wang, X. Wang, Z. Wu, J. Zhang

**The University of Iowa, Iowa City, USA**

M. Alhusseini, B. Bilki<sup>68</sup>, W. Clarida, K. Dilsiz<sup>69</sup>, S. Durgut, R. P. Gandrajula, M. Haytmyradov, V. Khristenko, J.-P. Merlo, A. Mestvirishvili, A. Moeller, J. Nachtman, H. Ogul<sup>70</sup>, Y. Onel, F. Ozok<sup>71</sup>, A. Penzo, C. Snyder, E. Tiras, J. Wetzel

**Johns Hopkins University, Baltimore, USA**

B. Blumenfeld, A. Cocoros, N. Eminizer, D. Fehling, L. Feng, A. V. Gritsan, W. T. Hung, P. Maksimovic, J. Roskes, U. Sarica, M. Swartz, M. Xiao, C. You

**The University of Kansas, Lawrence, USA**

A. Al-bataineh, P. Baringer, A. Bean, S. Boren, J. Bowen, A. Bylinkin, J. Castle, S. Khalil, A. Kropivnitskaya, D. Majumder, W. Mcbrayer, M. Murray, C. Rogan, S. Sanders, E. Schmitz, J. D. Tapia Takaki, Q. Wang

**Kansas State University, Manhattan, USA**

S. Duric, A. Ivanov, K. Kaadze, D. Kim, Y. Maravin, D. R. Mendis, T. Mitchell, A. Modak, A. Mohammadi, L. K. Saini, N. Skhirtladze

**Lawrence Livermore National Laboratory, Livermore, USA**

F. Rebassoo, D. Wright

**University of Maryland, College Park, USA**

A. Baden, O. Baron, A. Belloni, S. C. Eno, Y. Feng, C. Ferraioli, N. J. Hadley, S. Jabeen, G. Y. Jeng, R. G. Kellogg, J. Kunkle, A. C. Mignerey, S. Nabili, F. Ricci-Tam, Y. H. Shin, A. Skuja, S. C. Tonwar, K. Wong

**Massachusetts Institute of Technology, Cambridge, USA**

D. Abercrombie, B. Allen, V. Azzolini, A. Baty, G. Bauer, R. Bi, S. Brandt, W. Busza, I. A. Cali, M. D'Alfonso, Z. Demiragli, G. Gomez Ceballos, M. Goncharov, P. Harris, D. Hsu, M. Hu, Y. Iiyama, G. M. Innocenti, M. Klute, D. Kovalskyi, Y.-J. Lee, P. D. Luckey, B. Maier, A. C. Marini, C. McGinn, C. Mironov, S. Narayanan, X. Niu, C. Paus, C. Roland, G. Roland, G. S. F. Stephans, K. Sumorok, K. Tatar, D. Velicanu, J. Wang, T. W. Wang, B. Wyslouch, S. Zhaozhong

**University of Minnesota, Minneapolis, USA**

A. C. Benvenuti<sup>†</sup>, R. M. Chatterjee, A. Evans, P. Hansen, J. Hiltbrand, Sh. Jain, S. Kalafut, Y. Kubota, Z. Lesko, J. Mans, N. Ruckstuhl, R. Rusack, M. A. Wadud

**University of Mississippi, Oxford, USA**

J. G. Acosta, S. Oliveros

**University of Nebraska-Lincoln, Lincoln, USA**

E. Avdeeva, K. Bloom, D. R. Claes, C. Fangmeier, F. Golf, R. Gonzalez Suarez, R. Kamalieddin, I. Kravchenko, J. Monroy, J. E. Siado, G. R. Snow, B. Stieger

**State University of New York at Buffalo, Buffalo, USA**

A. Godshalk, C. Harrington, I. Iashvili, A. Kharchilava, C. Mclean, D. Nguyen, A. Parker, S. Rappoccio, B. Roobahani

**Northeastern University, Boston, USA**

G. Alverson, E. Barberis, C. Freer, Y. Haddad, A. Hortiangtham, D. M. Morse, T. Orimoto, R. Teixeira De Lima, T. Wamorkar, B. Wang, A. Wisecarver, D. Wood

**Northwestern University, Evanston, USA**

S. Bhattacharya, J. Bueghly, O. Charaf, K. A. Hahn, N. Mucia, N. Odell, M. H. Schmitt, K. Sung, M. Trovato, M. Velasco

**University of Notre Dame, Notre Dame, USA**

R. Bucci, N. Dev, M. Hildreth, K. Hurtado Anampa, C. Jessop, D. J. Karmgard, N. Kellams, K. Lannon, W. Li, N. Loukas, N. Marinelli, F. Meng, C. Mueller, Y. Musienko<sup>35</sup>, M. Planer, A. Reinsvold, R. Ruchti, P. Siddireddy, G. Smith, S. Taroni, M. Wayne, A. Wightman, M. Wolf, A. Woodard

**The Ohio State University, Columbus, USA**

J. Alimena, L. Antonelli, B. Bylsma, L. S. Durkin, S. Flowers, B. Francis, C. Hill, W. Ji, T. Y. Ling, W. Luo, B. L. Winer

**Princeton University, Princeton, USA**

S. Cooperstein, P. Elmer, J. Hardenbrook, S. Higginbotham, A. Kalogeropoulos, D. Lange, M. T. Lucchini, J. Luo, D. Marlow, K. Mei, I. Ojalvo, J. Olsen, C. Palmer, P. Piroué, J. Salfeld-Nebgen, D. Stickland, C. Tully

**University of Puerto Rico, Mayaguez, USA**

S. Malik, S. Norberg

**Purdue University, West Lafayette, USA**

A. Barker, V. E. Barnes, S. Das, L. Gutay, M. Jones, A. W. Jung, A. Khatiwada, B. Mahakud, D. H. Miller, N. Neumeister, C. C. Peng, S. Piperov, H. Qiu, J. F. Schulte, J. Sun, F. Wang, R. Xiao, W. Xie

**Purdue University Northwest, Hammond, USA**

T. Cheng, J. Dolen, N. Parashar

**Rice University, Houston, USA**

Z. Chen, K. M. Ecklund, S. Freed, F. J. M. Geurts, M. Kilpatrick, W. Li, B. P. Padley, J. Roberts, J. Rorie, W. Shi, Z. Tu, A. Zhang

**University of Rochester, Rochester, USA**

A. Bodek, P. de Barbaro, R. Demina, Y. t. Duh, J. L. Dulemba, C. Fallon, T. Ferbel, M. Galanti, A. Garcia-Bellido, J. Han, O. Hindrichs, A. Khukhunaishvili, E. Ranken, P. Tan, R. Taus

**Rutgers, The State University of New Jersey, Piscataway, USA**

A. Agapitos, J. P. Chou, Y. Gershtein, E. Halkiadakis, A. Hart, M. Heindl, E. Hughes, S. Kaplan, R. Kunnawalkam Elayavalli, S. Kyriacou, A. Lath, R. Montalvo, K. Nash, M. Osherson, H. Saka, S. Salur, S. Schnetzer, D. Sheffield, S. Somalwar, R. Stone, S. Thomas, P. Thomassen, M. Walker

**University of Tennessee, Knoxville, USA**

A. G. Delannoy, J. Heideman, G. Riley, S. Spanier

**Texas A&M University, College Station, USA**

O. Bouhali<sup>72</sup>, A. Celik, M. Dalchenko, M. De Mattia, A. Delgado, S. Dildick, R. Eusebi, J. Gilmore, T. Huang, T. Kamon<sup>73</sup>, S. Luo, R. Mueller, D. Overton, L. Perniè, D. Rathjens, A. Safonov

**Texas Tech University, Lubbock, USA**

N. Akchurin, J. Damgov, F. De Guio, P. R. Duerdo, S. Kunori, K. Lamichhane, S. W. Lee, T. Mengke, S. Muthumuni, T. Peltola, S. Undleeb, I. Volobouev, Z. Wang

**Vanderbilt University, Nashville, USA**

S. Greene, A. Gurrola, R. Janjam, W. Johns, C. Maguire, A. Melo, H. Ni, K. Padeken, J. D. Ruiz Alvarez, P. Sheldon, S. Tuo, J. Velkovska, M. Verweij, Q. Xu

**University of Virginia, Charlottesville, USA**

M. W. Arenton, P. Barria, B. Cox, R. Hirosky, M. Joyce, A. Ledovskoy, H. Li, C. Neu, T. Sinthuprasith, Y. Wang, E. Wolfe, F. Xia

**Wayne State University, Detroit, USA**

R. Harr, P. E. Karchin, N. Poudyal, J. Sturdy, P. Thapa, S. Zaleski

**University of Wisconsin, Madison, Madison, WI, USA**

M. Brodski, J. Buchanan, C. Caillol, D. Carlsmith, S. Dasu, I. De Bruyn, L. Dodd, B. Gomber, M. Grothe, M. Herndon, A. Hervé, U. Hussain, P. Klabbers, A. Lanaro, K. Long, R. Loveless, T. Ruggles, A. Savin, V. Sharma, N. Smith, W. H. Smith, N. Woods

**† Deceased**

- 1: Also at Vienna University of Technology, Vienna, Austria
- 2: Also at IRFU, CEA, Université Paris-Saclay, Gif-sur-Yvette, France
- 3: Also at Universidade Estadual de Campinas, Campinas, Brazil
- 4: Also at Federal University of Rio Grande do Sul, Porto Alegre, Brazil
- 5: Also at Université Libre de Bruxelles, Brussels, Belgium
- 6: Also at University of Chinese Academy of Sciences, Beijing, China
- 7: Also at Institute for Theoretical and Experimental Physics, Moscow, Russia
- 8: Also at Joint Institute for Nuclear Research, Dubna, Russia
- 9: Also at Fayoum University, El-Fayoum, Egypt
- 10: Now at British University in Egypt, Cairo, Egypt



- 11: Now at Helwan University, Cairo, Egypt
- 12: Also at Department of Physics, King Abdulaziz University, Jeddah, Saudi Arabia
- 13: Also at Université de Haute Alsace, Mulhouse, France
- 14: Also at Skobeltsyn Institute of Nuclear Physics, Lomonosov Moscow State University, Moscow, Russia
- 15: Also at CERN, European Organization for Nuclear Research, Geneva, Switzerland
- 16: Also at RWTH Aachen University, III. Physikalisches Institut A, Aachen, Germany
- 17: Also at University of Hamburg, Hamburg, Germany
- 18: Also at Brandenburg University of Technology, Cottbus, Germany
- 19: Also at MTA-ELTE Lendület CMS Particle and Nuclear Physics Group, Eötvös Loránd University, Budapest, Hungary
- 20: Also at Institute of Nuclear Research ATOMKI, Debrecen, Hungary
- 21: Also at Institute of Physics, University of Debrecen, Debrecen, Hungary
- 22: Also at Indian Institute of Technology Bhubaneswar, Bhubaneswar, India
- 23: Also at Institute of Physics, Bhubaneswar, India
- 24: Also at Shoolini University, Solan, India
- 25: Also at University of Visva-Bharati, Santiniketan, India
- 26: Also at Isfahan University of Technology, Isfahan, Iran
- 27: Also at Plasma Physics Research Center, Science and Research Branch, Islamic Azad University, Tehran, Iran
- 28: Also at Università degli Studi di Siena, Siena, Italy
- 29: Also at Scuola Normale e Sezione dell'INFN, Pisa, Italy
- 30: Also at Kyunghee University, Seoul, Korea
- 31: Also at International Islamic University of Malaysia, Kuala Lumpur, Malaysia
- 32: Also at Malaysian Nuclear Agency, MOSTI, Kajang, Malaysia
- 33: Also at Consejo Nacional de Ciencia y Tecnología, Mexico city, Mexico
- 34: Also at Warsaw University of Technology, Institute of Electronic Systems, Warsaw, Poland
- 35: Also at Institute for Nuclear Research, Moscow, Russia
- 36: Now at National Research Nuclear University 'Moscow Engineering Physics Institute' (MEPhI), Moscow, Russia
- 37: Also at St. Petersburg State Polytechnical University, St. Petersburg, Russia
- 38: Also at University of Florida, Gainesville, USA
- 39: Also at P.N. Lebedev Physical Institute, Moscow, Russia
- 40: Also at California Institute of Technology, Pasadena, USA
- 41: Also at Budker Institute of Nuclear Physics, Novosibirsk, Russia
- 42: Also at Faculty of Physics, University of Belgrade, Belgrade, Serbia
- 43: Also at INFN Sezione di Pavia <sup>a</sup>, Università di Pavia <sup>b</sup>, Pavia, Italy
- 44: Also at University of Belgrade, Faculty of Physics and Vinca Institute of Nuclear Sciences, Belgrade, Serbia
- 45: Also at National and Kapodistrian University of Athens, Athens, Greece
- 46: Also at Riga Technical University, Riga, Latvia
- 47: Also at Universität Zürich, Zurich, Switzerland
- 48: Also at Stefan Meyer Institute for Subatomic Physics (SMI), Vienna, Austria
- 49: Also at Gaziosmanpasa University, Tokat, Turkey
- 50: Also at Istanbul Aydin University, Istanbul, Turkey
- 51: Also at Mersin University, Mersin, Turkey
- 52: Also at Piri Reis University, Istanbul, Turkey
- 53: Also at Adiyaman University, Adiyaman, Turkey
- 54: Also at Ozyegin University, Istanbul, Turkey
- 55: Also at Izmir Institute of Technology, Izmir, Turkey
- 56: Also at Marmara University, Istanbul, Turkey
- 57: Also at Kafkas University, Kars, Turkey
- 58: Also at Istanbul University, Faculty of Science, Istanbul, Turkey
- 59: Also at Istanbul Bilgi University, Istanbul, Turkey
- 60: Also at Hacettepe University, Ankara, Turkey
- 61: Also at Rutherford Appleton Laboratory, Didcot, UK
- 62: Also at School of Physics and Astronomy, University of Southampton, Southampton, UK
- 63: Also at Monash University, Faculty of Science, Clayton, Australia

- 64: Also at Bethel University, St. Paul, USA  
65: Also at Karamanoğlu Mehmetbey University, Karaman, Turkey  
66: Also at Utah Valley University, Orem, USA  
67: Also at Purdue University, West Lafayette, USA  
68: Also at Beykent University, Istanbul, Turkey  
69: Also at Bingol University, Bingol, Turkey  
70: Also at Sinop University, Sinop, Turkey  
71: Also at Mimar Sinan University, Istanbul, Istanbul, Turkey  
72: Also at Texas A&M University at Qatar, Doha, Qatar  
73: Also at Kyungpook National University, Daegu, Korea