

MIT Open Access Articles

Combined selective emitter and filter for high performance incandescent lighting

The MIT Faculty has made this article openly available. **Please share** how this access benefits you. Your story matters.

Citation: Leroy, Arny, Bikram Bhatia, Kyle Wilke, Ognjen Ilic, Marin Soljačić, and Evelyn N. Wang. "Combined Selective Emitter and Filter for High Performance Incandescent Lighting." Applied Physics Letters 111, no. 9 (August 28, 2017): 094103.

As Published: <http://dx.doi.org/10.1063/1.4989522>

Publisher: AIP Publishing

Persistent URL: <http://hdl.handle.net/1721.1/120324>

Version: Author's final manuscript: final author's manuscript post peer review, without publisher's formatting or copy editing

Terms of use: Creative Commons Attribution-Noncommercial-Share Alike



Combined selective emitter and filter for high performance incandescent lighting

Army Leroy¹, Bikram Bhatia¹, Kyle Wilke¹, Ognjen Ilic², Marin Soljačić^{3,4}, Evelyn N. Wang¹

¹*Device Research Laboratory, Department of Mechanical Engineering, Massachusetts Institute of Technology, 77 Massachusetts Avenue, Cambridge, Massachusetts 02139, USA*

²*Department of Applied Physics and Materials Science, California Institute of Technology, 1200 East California Boulevard, Pasadena, California 91125, USA*

³*Research Laboratory of Electronics, Massachusetts Institute of Technology, 77 Massachusetts Avenue, Cambridge, Massachusetts 02139, USA*

⁴*Institute for Soldier Nanotechnology, Massachusetts Institute of Technology, 77 Massachusetts Avenue, Cambridge, Massachusetts 02139, USA*

The efficiency of incandescent light bulbs (ILBs) is inherently low due to the dominant emission at infrared wavelengths, diminishing its popularity today. ILBs with cold-side filters that transmit visible light but reflect infrared radiation back to the filament can surpass the efficiency of state-of-the-art light-emitting diodes (LEDs). However, practical challenges such as imperfect geometrical alignment (view factor) between the filament and cold-side filters can limit the maximum achievable efficiency and make the use of cold-side filters ineffective. In this work, we show that by combining a cold-side optical filter with a selective emitter, the effect of imperfect view factor between the filament and filter on the system efficiency can be minimized. We experimentally and theoretically demonstrate energy savings of up to 67% compared to a bare

tungsten emitter at 2000 K, representing a 34% improvement over a bare tungsten filament with a filter. Our work suggests that this approach can be competitive with LEDs in both luminous efficiency and color rendering index (CRI) when using selective emitters and filters already demonstrated in the literature, thus paving the way for next-generation high-efficiency ILBs.

The residential and commercial sectors in the United States used approximately 279 billion kWh¹ of electricity for lighting in 2016, accounting for 10% of the total electricity consumption of these sectors. Incandescent light bulbs (ILBs), which are still widely installed, are typically characterized by a perfect and more desirable color rendering index² (CRI; capacity to faithfully reproduce colors of illuminated object) of 100 but with a relatively low luminous efficiency^{3,4} (comparison of luminous flux to power consumption; detailed definition available in supplementary materials) of 1.5-3% (equivalent to luminous efficacy of 10-22 lm/W). Meanwhile, typical commercial light-emitting diodes (LEDs) bulbs have higher luminous efficacies of 61-140 lm/W⁴, with world-record LED efficacies approaching 303 lm/W⁵, but often have a lower CRI in the 70s to 90s which is less desirable. By steadily adopting more efficient light sources with efficiencies comparable to LEDs, it is projected that by 2035, a 75% energy consumption reduction in lighting can be achieved, thus providing cumulative energy savings of nearly \$630 billion⁶.

ILBs operate by heating a tungsten filament at incandescent temperatures in an inert environment. While the temperature of the filament can be increased to have a bigger portion of the blackbody spectrum within the visible spectrum, and thus higher luminous efficiency, its temperature is in practice limited to ≈ 2800 -3000 K due to filament evaporation which affects the lifetime and darkens the bulb. The efficiency of ILBs can also be improved by spectrally tailoring the emitted radiation using a cold-side interference filter (Fig. 1(a)) which minimizes the heat losses due to undesired infrared emission. This approach was first proposed in 1912⁷ and has since been

extensively investigated⁸⁻³⁰. Several studies attempted to maximize the light source efficiency while maintaining a high CRI by exploring different types of filters (silver films with TiO₂ antireflection coatings^{7,10,11,28,29}, TiO₂-SiO₂¹⁵ and Ta₂O₅-SiO₂^{8,17-19,21,22,30} multilayer films, doped semiconductors (In₂O₃:Sn)¹⁶ and silver photonic crystals^{3>}). Ta₂O₅-SiO₂ multilayer films appeared to offer the best compromise between cost, optical properties and thermal stability (up to 800 °C^{19,22,30}). Concurrently, several bulb geometries (spherical^{10,11,16,28,29,32,33}, cylindrical^{7,8,14,15,17,19,30,31}, ellipsoidal^{18,22,29} and planar²¹) were studied to reduce fabrication complexity and maximize the amount of recycled infrared radiation while minimizing hot spots on the filament which can reduce its lifetime. The emitter in all these past studies using selective filters was typically a tungsten filament, chosen due to its high temperature stability and low evaporation rate at incandescent temperatures. Although extensive research has been performed, only limited energy savings were demonstrated (up to 51% lower energy consumption compared to typical ILBs¹⁰, corresponding to an estimated 4-5% luminous efficiency) due to non-idealities in the cold-side filters (low infrared reflectivity and/or visible transmissivity), non-idealities in the tungsten filaments (relatively low visible and high infrared emissivity), challenges in the deposition of interference films on curved bulbs, high filter operating temperatures and, perhaps most importantly, imperfect geometrical alignment or view factor of the filament with the infrared mirror. The view factor F between the filament and the filter represents the fraction between the radiation reaching the filter and the total radiation emitted from the filament, where non-idealities in this view factor characterize the fraction of the emitted radiation leaving the system without interacting with the filters. High view factors maximize the infrared radiation reflected by the filters back to the filament and are thus necessary to achieve high efficiencies.

The imperfect view factor F , typically ≤ 0.95 for ILBs, fundamentally limits the efficiency of the system by reducing the recycling of infrared light by the filter and increasing the effective infrared emission of the system. This effect of non-ideal view factor on the ILB luminous efficiency is shown in Fig. 1(b) for a planar filament-filter system consisting of a filament at 2800 K and surrounding filters with different visible and infrared optical properties. As expected, the luminous efficiency increases with view factor as well as the filter infrared reflectivity R_{IR} and visible transmissivity T_{VIS} . Fig. 1(b) also shows that R_{IR} of the filter has a bigger influence on the luminous efficiency than T_{VIS} in the range of the optical properties considered because of the dominant emission of infrared radiation by the filament (see supplementary Fig. S2). However, it also shows that most improvements in efficiency occur for $F > 0.9$ and that when $F \leq 0.95$, the maximum efficiency (occurring at $R_{IR} = 1$ and $T_{vis} = 1$) remains relatively low at just over 10%, far from the theoretical value of 39.6% for a blackbody at 2800 K truncated to the visible range (400-700 nm) only. Fig. 1(b) therefore suggests that system-level non-idealities such as imperfect view factor typically observed in real systems greatly impede the maximum efficiency and that improvements can still be made to reach higher and more competitive luminous efficiencies.

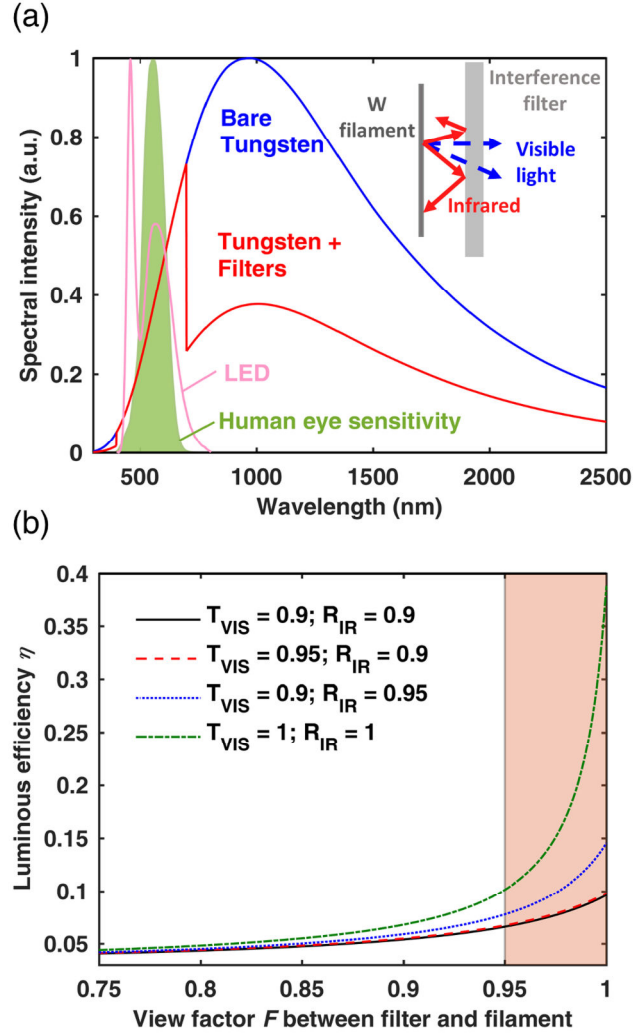


FIG. 1. (a) Spectral intensity for a bare planar tungsten emitter and for a tungsten emitter surrounded with planar selective filters (view factor of $F = 0.95$; for the filters, $R = 1 - T$ is assumed, with typical high performance infrared reflectivity $R_{IR} = 0.9$ and visible transmissivity $T_{VIS} = 0.95$). Spectral tailoring using selective filters allows a decrease in the infrared emission and an increase in the luminous efficiency of the light source. The photopic human eye sensitivity curve and the spectrum of a typical white LED^{3>} are shown for reference. See supplementary materials for details of modeling and temperature dependent spectral emissivity of tungsten (Fig. S3). (b) Influence of filament-filter view factor on the luminous efficiency of a system with a tungsten filament at 2800 K and surrounding filters with different optical properties. Higher view factor, infrared reflectivity and visible transmissivity lead to higher luminous efficiencies (η), with a maximum $\eta = 10.1\%$ at $R_{IR} = 1$ and $T_{VIS} = 1$ for $F \leq 0.95$.

We propose an approach that combines a cold-side filter with a selective emitter instead of a typical tungsten filament to reduce the relative emission of infrared radiation. The potential of this

approach is shown in Fig. 2 where the luminous efficiency of an ILB with $F = 0.95$ is plotted as a function of the effective visible (ϵ_{VIS}) and infrared (ϵ_{IR}) emissivity of the emitter for fixed filter properties ($R_{IR} = 0.9$ and $T_{VIS} = 1$). As expected, reducing the emitter's emissivity at infrared wavelengths and maximizing its emissivity at visible wavelengths increase the luminous efficiency, with most important gains in efficiency achieved at low infrared emissivity. In addition, Fig. 2 shows that higher efficiencies (up to 39.6%) can be achieved at $F = 0.95$ using a non-ideal selective emitter combined with a non-ideal filter as compared to using a tungsten filament with an ideal filter (up to 10.1%; Fig. 1(b)). Using a selective emitter therefore reduces the importance of non-idealities of the filters and view factor, and allows for high luminous efficiency and CRI incandescent lighting that can be competitive with currently available LEDs.

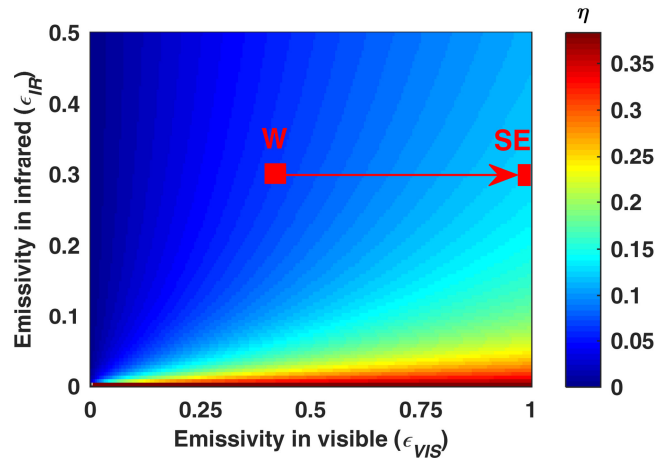


FIG. 2. Influence of a selective emitter's emissivity in the visible and infrared on the luminous efficiency of the system when combined with an optical filter of $R_{IR} = 0.9$ and $T_{VIS} = 1$, at a temperature of 2800 K and $F = 0.95$. A higher emissivity in the visible and lower emissivity in the infrared lead to higher luminous efficiency. Increasing the emissivity in the visible of a tungsten filament from $\epsilon_{VIS} = 0.42$ (tungsten emitter, W) to $\epsilon_{VIS} = 1$ (selective emitter, SE) while keeping the infrared emissivity constant increases the luminous efficiency from 6.5 to 12.5%.

We experimentally demonstrate the potential of this approach by comparing the emission spectra and power consumption of two different planar incandescent emitters (tungsten and selective

emitter) with and without planar optical filters²¹ (see Fig. S4 for filter optical properties) in a vacuum chamber (Fig. 3). As a proof of concept, a relatively simple selective emitter is fabricated by coating a thin (55 nm) antireflection layer of HfO₂ by atomic layer deposition (see supplementary materials) on a planar radiator-like tungsten emitter (Fig. 3(b)) which increases its effective emissivity in the visible spectrum (Fig. 4(a)). The radiator-like geometry of the filament maximizes planar surface area for increased reabsorption of infrared radiation while allowing for resistive heating. HfO₂ was chosen for its low vapor pressure and high temperature stability^{35–37} and the film thickness was optimized to maximize luminous efficiency (Fig. S5). Fig. 4(a) shows the room temperature emissivity of tungsten (*W*) and HfO₂ coated tungsten (*Coated W*) from theoretical simulations (see supplementary materials) as well as measurements on the UV-Visible spectrophotometer (Carry-6000i), which are in good agreement. As desired, a significant increase in the visible emissivity for the HfO₂ coated filament is observed.

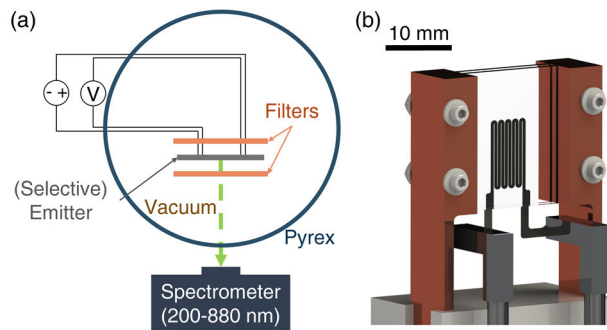


FIG. 3. (a) Schematic (top view) and (b) CAD rendering of the experimental setup. A planar radiator-like tungsten filament, fastened to electrical feedthroughs, is sandwiched between planar optical filters (transparent) which are held by copper supports for efficient heat dissipation.

We performed a high temperature demonstration of the spectral enhancement due to the HfO₂ coating by comparing the emission spectrum (400-887 nm) at a range of temperatures (350-2240 K) of a bare planar tungsten filament (taken as a reference) with one of a HfO₂ coated filament, both with and without optical filters. The filaments were resistively heated in a vacuum

chamber (Fig. 3) at a pressure below 10^{-6} Torr, and their resistance, used to estimate the temperature of the filament (see supplementary materials), was measured using a four-wire measurement technique. A spectrometer (USB4000 Ocean Optics), located outside the vacuum chamber, measured the emitted spectrum in the range 400-887 nm in increments of 0.2 nm at normal incidence angle. By comparing the measured emission spectra of a tungsten filament and a HfO₂ coated filament at the same temperature, we calculated the spectral intensity ratio which represents the spectral ratio of the emissivity of the two filaments or the spectral increase in emission.

Results of the spectral intensity ratio for different configurations (with/without filters, and with/without HfO₂ coating) are plotted in Fig. 4(b). Good agreement is demonstrated between the spectral intensity ratio of HfO₂ coated tungsten and tungsten only filaments as measured by the UV-Visible spectrophotometer at room temperature ($(\epsilon_{HfO_2}/\epsilon_W)$ at T_{amb}) and the spectrometer (*Coated W*) at incandescent (1800 K to 2100 K) temperatures. For the HfO₂ coated tungsten filament with no optical filters (*Coated W*), an average spectral enhancement ratio of 1.91 is observed in the visible spectrum with only a 5.2% increase in power consumption at 2090 K. It is also demonstrated that this increase in visible emission due to the HfO₂ is maintained when using optical filters (*Coated W + Filters*) and that, as previously demonstrated in the literature, significant reduction in the near infrared emission due to the filters can be achieved.

To further illustrate the benefits of the proposed approach to combine selective emitter and optical filter (*Coated W + Filters*) compared to a plain tungsten filament with (*W + Filters*) or without filter (*W*), the filament power consumption normalized by the number of lumens (radiant emission weighed by the human eye sensitivity function) is plotted as a function of filament temperature in Fig. 4(c). Experimental energy savings of up to 50% are observed when adding filters to a tungsten

filament ($W + Filters$) while savings reach up to 67% when using a HfO_2 coated tungsten filament with filters ($Coated W + Filters$), thus providing a further 34% improvement by using a selective emitter as opposed to previous approaches using only a selective filter. Good agreement is also shown between theoretical and experimental curves of the normalized power consumption as a function of temperature. In the current system, a significant increase in the visible emissivity only slightly increases the power consumption because of the visible spectrum representing only a fraction of the blackbody spectrum at the temperatures tested, thus greatly improving the luminous efficiency. In addition to achieving increased energy savings using a selective emitter, a high CRI of 93 is calculated^{2,3} (at 2000 K), giving the light source a competitive and desired quality of faithfully reproducing colors. The maximum temperature of the filament during the experiment was however limited by the degradation and evaporation of the HfO_2 thin film (see supplementary materials), leading to reduced visible emission, increased power consumption and filter darkening over time.

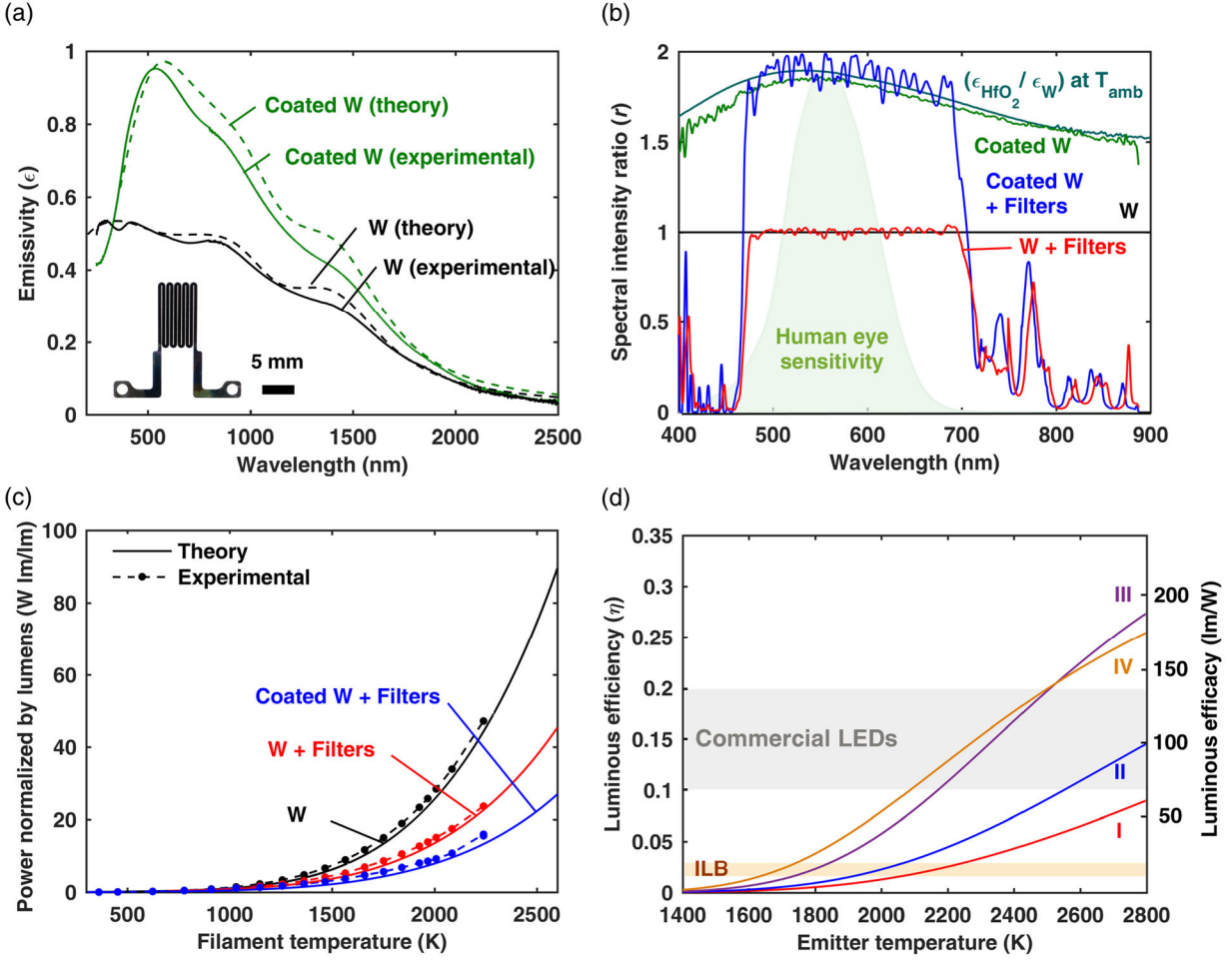


FIG. 4. (a) Theoretical and experimental room temperature emissivity of tungsten and HfO₂ coated tungsten. HfO₂ coated tungsten filament shown in the inset. (b) Experimental demonstration of the spectral enhancement in the range 400-887 nm when using a selective emitter (HfO₂ coated W) and optical filters as compared to a bare tungsten emitter (W). Filament temperatures at which spectra were taken ranged between 1800 K and 2100 K for higher emission at short wavelengths. The maximum and average experimental error on the spectral intensity ratio in the range 450-850 nm is 0.24 and 0.04, respectively, based on the combined instrumental error and 95% confidence interval on precision error. (c) Filament power consumption normalized by emitted lumens as a function of filament temperature. The view factor between the filament and filter was approximately 0.93. The experimental error on power was smaller than the symbols (maximum: ± 0.1 W). (d) Luminous efficiency (%) and efficacy (lm/W) using different selective emitters and filters currently available in the literature (see Fig. S10 for optical properties) for $F = 0.99$ with corresponding CRI at 2400 K: (I) Tungsten filament + current filter with CRI = 91; (II) HfO₂ coated tungsten filament + current filter with CRI = 89; (III) Nanoimprinted superlattice metallic photonic crystal³ + 600-layer interference filter⁴⁰ with CRI = 90; (IV) HfO₂ coated tantalum³⁵ + 2D metallic photonic crystal filter³¹ with CRI =

94. Typical ILB and commercial LEDs luminous efficacies⁴ are shown in shaded areas for comparison and are independent of the x -axis (i.e., the efficacies are taken at the nominal operating conditions of the corresponding light sources which are not related to the “Emitter temperature (K)” plotted on the x -axis).

While the experimental demonstration is only a proof-of-concept and many practical challenges such as temperature stability remain, the proposed approach suggests the potential to achieve high efficiency incandescent lighting. By using selective emitters and filters currently available in the literature^{21,31,35,36} with better spectral selectivity (Fig. S10), we demonstrate in Fig. 4(d) the potential of our proposed approach to combine selective emitter and filter, and show that high luminous efficiency and CRI incandescent lighting can be competitive with state-of-the-art commercial LEDs, even at significantly lower temperatures than current ILBs. Comparison with LEDs in Fig. 4(d) also allows for contextualization and better understanding of the required emitter and filter optical properties as well as emitter temperature for incandescent lighting to be competitive with LEDs. Lower filament temperatures in incandescent lighting can also have beneficial effects such as lower filter temperatures leading to higher thermal stability, longer filament lifetime as well as smaller parasitic heat losses (e.g., conduction losses through electrical connections, and conduction and convection losses to noble gas; parasitic heat losses were not considered for Fig. 4(d)). While high temperature stability remains the foremost challenge for selective emitters in incandescent lighting, the development of thermally stable selective emitters could pave the way for a new generation of highly efficient light sources with high CRI as well as be useful in thermophotovoltaic applications.

In summary, we propose an approach that combines a selective emitter with cold-side optical filters to simultaneously achieve high luminous efficiency and high CRI in ILBs. While previous approaches mainly focused on developing high performance cold-side filters, we show that the non-ideal view factor between the filament and cold-side filters observed in practice due to

geometrical constraints significantly limits the maximum achievable luminous efficiency. By using a selective emitter with cold-side filters, we have theoretically and experimentally demonstrated improved energy savings of up to 67% compared to a bare tungsten emitter at 2200 K. Finally, when using selective emitters and filters already demonstrated in the literature, our proposed approach shows the potential to be competitive in luminous efficiency with other lighting technologies such as LEDs while still possessing the superior CRI characteristic of ILBs.

See supplementary materials for more information on select topics.

This work was primarily supported as part of the Solid-State Solar Thermal Energy Conversion (S3TEC) Center, an Energy Frontier Research Center funded by the U.S. Department of Energy, Office of Science, Basic Energy Sciences under Award No. #DE-FG02-09ER46577. A. Leroy acknowledges funding received from the Fonds de Recherche du Québec – Nature et Technologies (FRQNT).

¹ Energy Information Administration - EIA - Official Energy Statistics from the U.S. Government, 1 (2017).

² G. Wyszecki and W.S. Stiles, *Color Science*, Second Edi (Wiley, New York, 1982).

³ T.W. Murphy, *J. Appl. Phys.* **111**, 1 (2012).

⁴ U.S. Department of Energy - Office of Energy Efficiency & Renewable Energy, 1 (2013).

⁵ Cree Company, 1 (2014).

⁶ U.S. Department of Energy, *Report Summary: Energy Savings Forecast of SSL in General Illumination* (2016).

- ⁷ S.O. Hoffman, 1,043,008 (1912).
- ⁸ R.S. Bergman, *J. Illum. Eng. Soc.* **20**, 10 (1991).
- ⁹ R.S. Bergman and T.G. Parham, *Sci. Meas. Technol. IEE Proc. A* **140**, 418 (1993).
- ¹⁰ L. Brett, J.; Fontana, R.; Walsh, P.; Spura, S.; Parascandola, L.; Thouret, W.; Thorington, J. *Illum. Eng. Soc.* **10**, 214 (1981).
- ¹¹ J. Brett, R.P. Fontana, P.J. Walsh, and S.A. Spura, *J. Illum. Eng. Soc.* **9**, 197 (1980).
- ¹² J. Brett, R.P. Fontana, P.J. Walsh, W.E. Thouret, M. Gerber, R. Kaufman, and L. Thorington, *IEEE Trans. Ind. Appl.* **IA-17**, 210 (1981).
- ¹³ J.R. Coaton and J.R. Fitzpatrick, *IEE Proc. A Phys. Sci. Meas. Instrumentation, Manag. Educ. Rev.* **127**, 142 (1980).
- ¹⁴ T.K. Hoegler, L. E. ; McGowan, *J. Illum. Eng. Soc.* **14**, 165 (1984).
- ¹⁵ K. Honda, A. Ishizaki, Y. Yuge, and T. Saitoh, in *Proc. Soc. Photo-Optical Instrum. Eng.*, edited by C.M. Lampert (1983), pp. 29–31.
- ¹⁶ H.. Kostlin and G. Frank, *Philips Tech. Rev.* **41**, 225 (1983).
- ¹⁷ R.L. Martin Jr., *Opt. News* **12**, 23 (1986).
- ¹⁸ Y. Omata, N. Hashimoto, S. Kawagoe, T. Suemitsu, and M. Yokoyama, *Light. Res. Technol.* **34**, 111 (2002).
- ¹⁹ J.D. Rancourt and R.L. Martin, Jr., in *Opt. Thin Film. II New Dev.*, edited by R.I. Seddon (1986), pp. 185–191.
- ²⁰ S.A. Spura, R. Fontana, L.J. Parascandola, W.E. Thouret, and L. Thorington, *Thin Silver Film*

Coating for Increased Lamp Efficiency (Pergamon Press Canada Ltd., 1982).

²¹ O. Ilic, P. Bermel, G. Chen, J.D. Joannopoulos, and I. Celanovic, *Nat. Nanotechnol.* **1** (2016).

²² General Electric, GE Light. Datasheet 1 (2010).

²³ Y.-S. Kim, S.-Y. Lin, A.S.P. Chang, J.-H. Lee, and K.-M. Ho, *J. Appl. Phys.* **102**, 63107 (2007).

²⁴ C.D. Tschetter and R.S. Bergman, 4,535,269 (1985).

²⁵ W.K. Brinn, I. Berlec, J.M. Davenport, M.R. Vukceвич, and E.G. Fridrich, 4,547,704 (1985).

²⁶ L.E. Hoegler and L.W. Otto, 4,588,923 (1986).

²⁷ T.G. Parham, S. Desu, and C.D. Tschetter, 4,949,005 (1990).

²⁸ F.J. Studer and D.A. Cusano, *J. Opt. Soc. Am.* **43**, 522 (1953).

²⁹ R.P. Fontana, I.S. Goldstein, L. Thorington, and R.P. Howson, *CIE J.* **6**, 11 (1987).

³⁰ R.L. Martin, Jr. and J.D. Rancourt, US 4663557 A (1982).

³¹ Y.S. Kim, S.Y. Lin, A.S.P. Chang, J.H. Lee, and K.M. Ho, *J. Appl. Phys.* **102**, (2007).

³² S.A. Spura, R. Fontana, L.J. Parascandola, W.E. Thouret, and L. Thorington, in *Precious Met. 1981* (Elsevier, 1982), pp. 259–264.

³³ B.E. Yoldas and T. O’Keefe, *Appl. Opt.* **23**, 3638 (1984).

³⁴ J. Cho, J.H. Park, J.K. Kim, and E.F. Schubert, *Laser Photon. Rev.* **11**, 1600147 (2017).

³⁵ V. Rinnerbauer, A. Lenert, D.M. Bierman, Y.X. Yeng, W.R. Chan, R.D. Geil, J.J. Senkevich, J.D. Joannopoulos, E.N. Wang, M. Soljačić, and I. Celanovic, *Adv. Energy Mater.* **4**, 1400334

(2014).

³⁶ V. Stelmakh, V. Rinnerbauer, R.D. Geil, P.R. Aimone, J.J. Senkevich, J.D. Joannopoulos, M. Soljačić, and I. Celanovic, *Appl. Phys. Lett.* **103**, (2013).

³⁷ V. Rinnerbauer, Y.X. Yeng, W.R. Chan, J.J. Senkevich, J.D. Joannopoulos, M. Soljačić, and I. Celanovic, *Opt. Express* **21**, 11482 (2013).

³⁸ M. Aldrich, *Dynamic Solid State Lighting*, Massachusetts Institute of Technology, 2010.

³⁹ V. Rinnerbauer, E. Lausecker, F. Schäffler, P. Reininger, G. Strasser, R.D. Geil, J.D. Joannopoulos, M. Soljačić, and I. Celanovic, *Optica* **2**, 743 (2015).

⁴⁰ O. Ilic, P. Bermel, G. Chen, J.D. Joannopoulos, I. Celanovic, and M. Soljačić, *Addit. Mater. - Nat. Nanotechnol.* **1** (2016).