

MIT Open Access Articles

Chiral Topological Phases in Designed Mechanical Networks

The MIT Faculty has made this article openly available. **Please share** how this access benefits you. Your story matters.

Citation: Ronellenfitsch H and Dunkel J (2019) Chiral Topological Phases in Designed Mechanical Networks. *Front. Phys.* 7:178. © 2019 The Author(s)

As Published: <http://dx.doi.org/10.3389/fphy.2019.00178>

Publisher: Frontiers Media SA

Persistent URL: <https://hdl.handle.net/1721.1/123870>

Version: Final published version: final published article, as it appeared in a journal, conference proceedings, or other formally published context

Terms of use: Creative Commons Attribution 4.0 International license





Chiral Topological Phases in Designed Mechanical Networks

Henrik Ronellenfitch* and Jörn Dunkel

Department of Mathematics, Massachusetts Institute of Technology, Cambridge, MA, United States

Mass-spring networks (MSNs) have long been used as approximate descriptions of biological and engineered systems, from actomyosin networks to mechanical trusses. In the last decade, MSNs have re-attracted theoretical interest as models for phononic metamaterials with exotic properties such as negative Poisson's ratio, negative effective mass, or gapped vibrational spectra. A numerical advantage of MSNs is their tuneability, which allows the inverse design of materials with pre-specified bandgaps. Building on this fact, we demonstrate here that designed MSNs, when subjected to Coriolis forces, can host topologically protected chiral edge modes at predetermined frequencies, thus enabling robust unidirectional transmission of mechanical waves. Similar to other recently discovered topological materials, the topological phases of MSNs can be classified by a Chern invariant related to time-reversal symmetry breaking.

OPEN ACCESS

Edited by:

Francesca Serra,
Johns Hopkins University,
United States

Reviewed by:

Massimo Pica Ciamarra,
Nanyang Technological University,
Singapore
Martin Kröger,
ETH Zürich, Switzerland

*Correspondence:

Henrik Ronellenfitch
henrikr@mit.edu

Specialty section:

This article was submitted to
Soft Matter Physics,
a section of the journal
Frontiers in Physics

Received: 04 July 2019

Accepted: 21 October 2019

Published: 08 November 2019

Citation:

Ronellenfitch H and Dunkel J (2019)
Chiral Topological Phases in Designed
Mechanical Networks.
Front. Phys. 7:178.
doi: 10.3389/fphy.2019.00178

Keywords: mechanical networks, topological matter, Chern insulator, classical mechanics and quantum mechanics, edge modes

1. INTRODUCTION

Topological mechanics [1] is a rapidly growing research field that studies classical analogs of topological effects in quantum many-body physics [2]. A prime example are spectrally gapped mechanical systems that can host topologically protected zero modes at their boundaries [3–5], similar to localized electronic excitations in the quantum spin Hall effect [6]. Another important class of examples are solid- or fluid-mechanical systems with broken time-reversal symmetry, which can exhibit chiral edge modes at finite frequency [7–10], analogous to the (anomalous) quantum Hall effect [11, 12]. Because these edge modes are topologically protected and robust against the introduction of defects, they may provide a powerful tool for the resilient localized transmission of sound signals in elastic materials [13].

Over the last 5 years, substantial progress has been made in the understanding of topological phenomena in a wide variety of classical systems, ranging from mechanical systems with lattice symmetry inspired by quantum analogs [14, 15] and amorphous networks [9, 16] to active systems [7, 17, 18], electrical circuits [19–21], and even ocean waves [22]. Many of the recently discovered mechanical topological insulators rely on a known underlying lattice structure [7, 14] or curvature [22] to induce the required gaps in their excitation spectra. From a practical perspective, it would be interesting to design and build more general structures with desired topological properties.

Complementing recent work aimed at engineering continuum topological insulators [23], we consider here the design of topological excitations in bandgap-optimized [24] mass-spring networks (MSNs). Specifically, we will demonstrate that MSNs with an inversely designed bandgap can host topologically protected finite-frequency edge modes, and convert non-robust non-topological edge modes into robust topological edge modes when time-reversal symmetry is

broken. While many traditional topological materials, including those based on a hexagonal lattice like the Haldane model [25], do not possess the mode conversion property, this desirable feature is frequently encountered in our designed MSNs.

In the remainder, we focus on the dynamics of periodic crystals of 2D mechanical balls-and-springs networks. In all cases, the spring stiffnesses of these MSNs were numerically tuned such that the excitation spectrum exhibits a band gap (using the algorithm introduced in [24]). In formal analogy with quantum Hall systems [11, 12], we will then break time reversal symmetry by placing the MSN into a rotating frame, with the Coriolis forces acting equivalently to an external magnetic field. To study and characterize the topological phase transition and the emerging protected chiral edge modes in detail, we will (i) numerically calculate the non-zero Chern invariant associated to the topological phase, (ii) demonstrate the dynamics of the localized chiral edge excitations in numerical simulations, and (iii) explicitly identify those dynamical edge modes that are related to topological protection. The underlying inverse-design framework [24] uses a generic linear response optimization and is, therefore, broadly applicable. Promising candidates for experimental implementations are mechanically coupled phase oscillators under Coriolis acceleration, such as hydrodynamic spin lattices of walking droplets [26] or gyroscopic mechanical metamaterials [8, 10].

2. DYNAMICS OF MECHANICAL NETWORKS

MSNs provide a generic modeling framework for many physical systems. The potential energy of an MSN with E springs is given by

$$V = \frac{1}{2} \sum_{e=1}^E k_e \left(\ell_e - \ell_e^{(0)} \right)^2,$$

where k_e is the stiffness of spring e , ℓ_e is its current length and $\ell_e^{(0)}$ is its preferred rest length. Here, we are interested in the dynamics near the equilibrium configuration where all springs are at their rest lengths, $\ell_e = \ell_e^{(0)}$, corresponding to the masses being at positions $\mathbf{x}_i^{(0)}$. Expanding in small deviations $\mathbf{u}_i = \mathbf{x}_i - \mathbf{x}_i^{(0)}$ and neglecting frictional effects, we obtain the linearized equations of motion,

$$m\ddot{\mathbf{u}} + K\mathbf{u} = 0, \tag{1}$$

where K is the stiffness matrix of the network and m is the mass of the balls (we assume identical masses throughout). The vector \mathbf{u} generally has dN components, where d is the dimension of space and N is the number of masses. From now on, we specialize to the case $d = 2$. The stiffness matrix can be further decomposed as $K = \hat{k}Q^T$, where Q is the equilibrium matrix encoding the network geometry and $\hat{k} = \text{diag}(k_1, k_2, \dots, k_E)$ is the diagonal matrix of spring stiffnesses [27]. Neglecting thermal fluctuations throughout, the subsequent discussion focuses on

macroscopic topological metamaterials, similar to those realized experimentally in Chen et al. [28]. In principle, it is possible to incorporate thermal or non-thermal noise [18] and/or more general nonlinear potentials, such as in the elastic Lennard-Jones model [29], provided these admit linearizations in the form of Equation (1).

The MSN dynamics, specifically its harmonic response and its phononic modes, are encoded in the eigenmodes

$$K\mathbf{u}_j = m\omega_j^2\mathbf{u}_j, \tag{2}$$

where ω_j are the eigenfrequencies. If the network is a crystal consisting of N_c periodically repeated unit cells with lattice vectors \mathbf{R}_ℓ , the dynamical problem can be simplified by performing a lattice Fourier transform [27],

$$u_n(\mathbf{R}_\ell) = \frac{1}{N_c} \sum_{\mathbf{k}} e^{-i\mathbf{k}\cdot\mathbf{x}_i} u_n(\mathbf{k})$$

$$u_n(\mathbf{k}) = \sum_{\mathbf{R}_\ell} e^{i\mathbf{k}\cdot\mathbf{x}_i} u_n(\mathbf{R}_\ell),$$

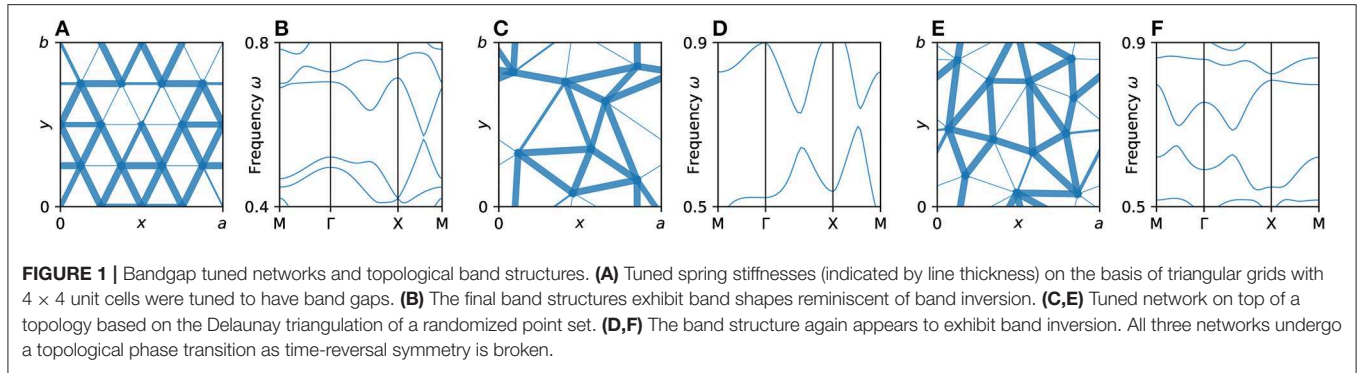
where we decompose the rest positions $\mathbf{x}_i = \mathbf{R}_\ell + \mathbf{v}_n$. Here, ℓ indexes the unit cell and n indexes the degree of freedom within the unit cell. The wavevector $\mathbf{k} = \sum_{i=1}^d \frac{b_i}{N_i} \mathbf{K}_i$ with $b_i \in \mathbb{Z}$ lies in the first Brillouin zone, N_i is the number of unit cells in the i th dimension, and the reciprocal lattice vectors satisfy $\mathbf{K}_i \cdot \mathbf{R}_j = 2\pi\delta_{ij}$ for the primitive lattice vectors \mathbf{R}_j . The Fourier transform decouples the eigen-problem Equation (2) for different wavevectors \mathbf{k} and leads to a phononic band structure $\omega_n(\mathbf{k})$.

The band structure $\omega_n(\mathbf{k})$ is of great interest both scientifically and for engineering applications because it efficiently encodes the elastic response of the infinite network. Specifically, band structure engineering allows for explicit tuning of wave propagation in acoustic materials and can be used to design, for instance, waveguides, acoustic cloaks, or selective sound suppression. Whereas in a generic band structure, the shape and frequency of the acoustic modes depends strongly on the details of the dynamics, topological modes are protected by an integer invariant, which cannot change through continuous changes of the interaction parameters.

Although the physical realizations of topological insulators are vast already in the quantum case [2, 12], the possible invariants and topological phases have been completely classified [30]. In linear topological mechanics, a similar scheme exists as long as the dynamical matrix is positive definite [1]. For our MSNs, this condition is always satisfied. In the following, we shall focus on one particular class of classical topological band structures for two-dimensional systems.

3. PLANAR CHERN INSULATORS

Topological band structure is intimately related to the theory of Berry phases, or geometrical phases [31]. While a full account of the underlying theory is beyond the scope of this paper, the fundamental result can be stated for a linear dynamical system



$i\dot{\psi} = H(\mathbf{r})\psi$ with Hermitian matrix $H(\mathbf{r})$ which depends on some parameter \mathbf{r} . The band structure topology is then encoded in the eigenstates of this effective ‘Hamiltonian’ H , and can be characterized by calculating an integer topological invariant, the *Chern number*. We now give a brief sketch of this calculation.

If the system is prepared in an instantaneous eigenstate $H(\mathbf{r})\mathbf{u}(\mathbf{r}) = \lambda(\mathbf{r})\mathbf{u}(\mathbf{r})$ and the parameter \mathbf{r} is varied adiabatically along a closed curve \mathcal{C} in parameter space, then the solution will always remain in the instantaneous eigenstate. After traversing the curve, the solution will pick up a phase factor $e^{i\gamma_C}$ with

$$\gamma_C = \int_{\mathcal{C}} d\mathbf{r} \cdot \mathbf{A}(\mathbf{r}), \quad \mathbf{A}(\mathbf{r}) = i\mathbf{u}(\mathbf{r})^H \nabla_{\mathbf{r}} \mathbf{u}(\mathbf{r}). \quad (3)$$

This is the celebrated Berry phase with $\mathbf{A}(\mathbf{r})$ the Berry connection (superscript H denotes the Hermitian transpose). While the Berry connection changes under reparametrizations of the curve (gauge transformations), the phase is invariant up to 2π , and therefore in principle a physical observable. One particular parameter space of interest is the Brillouin zone of a crystal. In two dimensions, the BZ has the topology of a torus, such that any curve connecting \mathbf{k} and $\mathbf{k} + \mathbf{K}$ is closed (because wavevectors \mathbf{k} and $\mathbf{k} + \mathbf{K}$ are equivalent if \mathbf{K} is a reciprocal lattice vector). By Stokes’ theorem, Equation (3) can then be expressed as a surface integral independent of the curve,

$$\gamma_C = \int_{\text{BZ}} d\mathbf{k} \Omega(\mathbf{k}) \equiv \chi, \quad (4)$$

where

$$\Omega(\mathbf{k}) = \partial_{k_1} A_2(\mathbf{k}) - \partial_{k_2} A_1(\mathbf{k})$$

is called the Berry curvature. Equation (4) defines the Chern number χ , which is an integer modulo 2π , and characterizes the eigenstates $\{\mathbf{u}(\mathbf{k})\}_{\mathbf{k} \in \text{BZ}}$. Thus, because in a crystal each eigenstate parametrized by the wavevector \mathbf{k} corresponds to a band, it is possible to assign a topological Chern number χ_n to each band n . This Chern number does not change under perturbations of the matrix $H(\mathbf{k})$, unless bands cross. Then, the eigenstates are no longer non-degenerate and the above analysis fails.

The Chern number defined by Equation (4) is nonzero only if the dynamics are not time-reversal invariant. If the system has

time reversal invariance, $\Omega(\mathbf{k})$ is an odd function of \mathbf{k} , and the integral over the Brillouin zone vanishes.

For systems with many bands and a gap between bands n' and $n' + 1$, the key insight [32] is then that one can associate an invariant to the gap itself, namely

$$C(n') = \sum_{n \leq n'} \chi_n,$$

which can only change if the gap closes due to a perturbation of $H(\mathbf{k})$. The gap-Chern number C characterizes the bulk of a gapped crystal. Near a boundary to another gapped crystal with a different C or to the vacuum, the topology of the system must therefore change locally by closing the gap. This argument implies the existence of modes that are localized to the boundary between different topological phases and located in the bulk gap. Because these modes are tied to the bulk topological invariants, they are robust and must always exist, regardless of the specific shape of the boundary. We note that while for historical reasons the notion of adiabatic changes of parameters was invoked to define the Chern number, no actual adiabatic processes are necessary for it to exist, and it makes sense for any Fourier-transformed Hamiltonian.

For numerical purposes, the above integrals can be discretized while retaining their gauge-invariant characteristics [33]. This way, Chern numbers can be computed robustly and quickly with reasonably coarse discretizations of the Brillouin zone. In addition, any Chern number numerically computed in this way will automatically be an integer.

In the remainder, we demonstrate that such topologically protected edge modes can indeed exist in mechanical networks which have been tuned to exhibit bandgaps at specified frequencies, opening up an inverse-design pathway toward explicitly programmable topology.

4. INVERSE BANDGAP DESIGN

There are many mechanical systems that possess topological gaps by virtue of their lattice structure. Here, we consider a different approach by tuning a desired gap into the spectrum of a mechanical network through numerical Linear Response Optimization (LRO) [24]. Starting from a basic lattice topology such as a triangular grid or a randomized unit cell topology

defining mass points and springs (**Figure 1**), the spring stiffnesses k_e are numerically optimized to produce a gapped material between two desired bands. Applying the numerical LRO approach introduced and described in detail in Ronellenfitch et al. [24], we minimize the average response of the network at frequency ω ,

$$R_\omega(\hat{k}) = \text{Tr} \left(G_\omega(\hat{k})^H G_\omega(\hat{k}) \right), \quad (5)$$

where $G_\omega(\hat{k}) = \left(m\omega^2 \mathbb{1} - Q\hat{k}Q^\top \right)^{-1}$ is the linear response matrix to harmonic forcing with frequency ω and $\text{Tr}(\cdot)$ is the matrix trace. Numerically minimizing Equation (5) over the individual spring stiffnesses \hat{k} while fixing a certain $\omega_n < \omega < \omega_{n+1}$ for eigenmodes ω_n is then equivalent to maximizing a spectral gap between the n th and $(n + 1)$ th eigenvalue. Generalizing from spectral gaps to bandgaps, since the Fourier transform is a linear map that block-diagonalizes $G_\omega(\hat{k})$, the trace in Equation (5) is replaced by a sum over the traces over the responses at each individual wavevector \mathbf{k} , $G_\omega(\hat{k}, \mathbf{k})$. For practical purposes, this sum is truncated, and only traces over a small number of wavevectors are actually used in the numerical optimization. To avoid the spring stiffnesses converging to either zero or infinity, we additionally impose bound constraints $0.1 \leq k_e \leq 1.0$, and employ the Limited-memory Broyden–Fletcher–Goldfarb–Shanno algorithm [34] to perform the numerical optimization. Particle masses are set to unity ($m = 1$).

The above LRO approach generalizes to arbitrary network topologies and dimensions [24]. Throughout this paper, we will illustrate general ideas by focusing on three specific examples of bandgap-tuned networks: One with a regular triangular grid unit cell topology, and two different randomized unit cell topologies (**Figures 1A,C,E**). All three networks were optimized to exhibit a bandgap at some predetermined frequency. Despite some notable differences between them, their band structures all show features reminiscent of band inversion (**Figures 1B,D,F**), a characteristic that is often (but not always) present in topological band structures [35–37].

Adopting band inversion as an indicator for the potential existence of a topological transition, all that remains to do is to break time-reversal invariance of the system dynamics by introducing a suitable interaction. In the case of electronic systems, an externally applied magnetic field can provide such a symmetry-breaking interaction [12]. A classical formal counterpart considered in the remainder is the Coriolis force [38] which breaks the time reversal symmetry of the MSN dynamics when the mechanical network is placed in a rotating frame [14].

5. MECHANICAL NETWORKS IN ROTATING FRAMES

To sketch the general procedure for formulating the MSN dynamics in a rotating frame, we first consider a point mass in a harmonic potential with stiffness K confined to the x - y plane, and under the influence of a constant rotation perpendicular to

the plane, $\Omega = (0, 0, \Omega)$. Let \mathbf{x} be the position of the point mass as measured from the rotational axis. Then, Newton’s equations of motion in the rotating frame take the form

$$\ddot{\mathbf{x}} = -K(\mathbf{x} - \mathbf{x}_0) - 2\Omega \wedge \dot{\mathbf{x}} - \Omega \wedge (\Omega \wedge \mathbf{x}). \quad (6)$$

The Coriolis force is

$$-2\Omega \wedge \dot{\mathbf{x}} = -2(0, 0, \Omega) \wedge (\dot{x}, \dot{y}, 0) = 2\Omega(\Gamma \dot{\mathbf{x}}', 0),$$

where

$$\Gamma = \begin{pmatrix} 0 & 1 \\ -1 & 0 \end{pmatrix}$$

encodes the cross product and we introduced the 2D vector \mathbf{x}' . Similarly, the centrifugal force is $-\Omega \wedge (\Omega \wedge \mathbf{x}') = \Omega \wedge (\Omega \Gamma \mathbf{x}', 0) = -\Omega^2(\Gamma^2 \mathbf{x}', 0) = \Omega^2(\mathbf{x}', 0)$. Clearly, the fictitious forces lie in the plane of rotation, so that from now on we can analyze the system in 2D. Dropping the primes, Equation (6) then yields the in-plane equations of motion

$$\ddot{\mathbf{x}} = -K(\mathbf{x} - \mathbf{x}_0) + 2\Omega\Gamma\dot{\mathbf{x}} + \Omega^2\mathbf{x}. \quad (7)$$

We can now generalize from a single particle to the full MSN dynamics by collecting all the x coordinates of the point masses in the network into the first N components of the $2N$ -component vector \mathbf{x} , and all the y coordinates into the second N components. Then the matrix Γ takes the form

$$\Gamma = \begin{pmatrix} 0 & \mathbb{1} \\ -\mathbb{1} & 0 \end{pmatrix},$$

where $\mathbb{1}$ is the $N \times N$ identity matrix, and K now denotes the stiffness matrix such that Equation (7) remains formally unchanged.

We would like to express these equations in terms of small displacements around an equilibrium configuration. In doing so, we need to take into account that the equilibrium configuration is changed by the rotation. To find the new equilibrium positions \mathbf{x}^* in the rotating frame, we set $\ddot{\mathbf{x}} = \dot{\mathbf{x}} = 0$ and solve for \mathbf{x}^* ,

$$(K - \Omega^2\mathbb{1})\mathbf{x}^* = -K\mathbf{x}_0.$$

Thus, a steady state exists unless the rotation frequency Ω^2 resonantly matches one of the eigenfrequencies of the stiffness matrix K . In the absence of resonance, we introduce displacements $\mathbf{u} = \mathbf{x} - \mathbf{x}^*$, and find their equations of motion,

$$\begin{aligned} \ddot{\mathbf{u}} &= -K(\mathbf{u} + \mathbf{x}^* - \mathbf{x}_0) + 2\Omega\Gamma\dot{\mathbf{u}} + \Omega^2\mathbf{u} + \Omega^2\mathbf{x}^* \\ &= -(K - \Omega^2\mathbb{1})\mathbf{u} + 2\Omega\Gamma\dot{\mathbf{u}}. \end{aligned}$$

Here, the stiffness matrix was shifted due to the centrifugal force, and a new Coriolis term has appeared.

In the following, we further assume slow rotations compared to the smallest eigenmode of interest, typically the frequency of

the gap, and neglect the term proportional to $\Omega^2 \ll 1$. This leads to the final equations of motion,

$$\ddot{\mathbf{u}} = -K\mathbf{u} + 2\Omega\Gamma\dot{\mathbf{u}}. \tag{8}$$

The Coriolis term proportional to $\dot{\mathbf{u}}$ is responsible for breaking time-reversal symmetry in this classical system (the transformation $t \mapsto -t$ maps $\dot{\mathbf{u}}$ to $-\dot{\mathbf{u}}$ but leaves all other terms invariant), analogous to the Lorentz force in a quantum electron gas [12]. Because the eigenmodes of Equation (8) cannot be computed directly by inserting a harmonic ansatz, we must resort to the equivalent first order system

$$\dot{\mathbf{y}} = D\mathbf{y}, \quad D = \begin{pmatrix} 0 & \mathbb{1} \\ -K & 2\Omega\Gamma \end{pmatrix}, \tag{9}$$

where $\mathbf{y} = (\mathbf{u}, \mathbf{w})^\top$, $\mathbf{w} = \dot{\mathbf{u}}$, and D is the dynamical matrix, the eigenmodes of which can be readily computed.

Equation (9) can be brought into a form manifestly equivalent to the Schrödinger equation by introducing the change of variables [1],

$$\boldsymbol{\psi} = \begin{pmatrix} \sqrt{K} & 0 \\ 0 & i\mathbb{1} \end{pmatrix} \mathbf{y},$$

where the matrix square root \sqrt{K} is well-defined because K is positive-semidefinite. Under this change of variables, the dynamics becomes

$$i\dot{\boldsymbol{\psi}} = H\boldsymbol{\psi}, \quad H = \begin{pmatrix} 0 & \sqrt{K} \\ \sqrt{K} & 2i\Omega\Gamma \end{pmatrix}, \tag{10}$$

where the ‘‘Hamiltonian’’ H is manifestly Hermitian. This form makes explicit the connection between classical mechanical and quantum systems, as now the machinery of quantum mechanics is applicable to Equation (10).

Below, we illustrate and analyze the generic consequences of time-reversal symmetry breaking via rotation for three distinct mechanical networks based on the inversely designed unit cells in **Figure 1**. We will see that the corresponding MSNs undergo a topological phase transition when the rotation frequency exceeds a critical value, resulting in topologically protected gapless modes that are exponentially localized at the boundary of samples.

6. TOPOLOGICAL EXCITATIONS IN ROTATED NETWORKS

The three mechanical networks from **Figure 1** exemplify typical phenomena encountered with mechanical Chern networks. For each of them, a topological phase transition occurs at some finite $0 < |\Omega_c| < 0.1$, independent of the sign of Ω . This is due to the fact reversing the sign of the rotation frequency Ω is equivalent to reversing time $t \mapsto -t$, and therefore mirrors the band structure, $\omega(\mathbf{k}, \Omega) = \omega(-\mathbf{k}, -\Omega)$. In particular, this means that one can use the sign of Ω to control the unidirectional propagation of excitations: A wave packet will reverse direction when the sign of Ω is flipped. In the topological phase $|\Omega| > \Omega_c$, all of the

considered networks have a gap-Chern invariant $C = \pm 1$, which we calculated using the numerical procedure outlined in Fukui et al. [33].

Generally, edge bands can be visualized by taking an infinite periodic crystal in 2D and restricting to a ribbon-like slice that is finite in one direction with open boundary conditions (**Figure 2G**). The resulting 1D crystal now possesses a one-dimensional band structure in which localized edge modes are directly visible. Mode localization can be measured by the participation ratio $\lambda = (\sum_n |u_n|^4)/(\sum_n |u_n|^2)^2$ of the eigenvector $\mathbf{u}(k)$. The ratio λ is large if the mode is localized to few elements of the vector, and small if it is spread over many elements of the vector.

For all three example networks from **Figure 1**, the corresponding 1D crystals exhibit two bands of localized modes in the bulk gap in the topological phase $|\Omega| > \Omega_c$ (**Figures 2B,D,F**). The two bands host wave packets with opposite group velocity $v_g = d\omega/dk$, and are localized at opposite edges of the semi-infinite ribbon system. They thus correspond to one single *chiral* edge excitation. The match between the bulk gap-Chern number $C = \pm 1$ and the number of edge excitations (more precisely, the difference between clockwise and counter-clockwise edge modes) is a direct manifestation of the celebrated bulk-boundary correspondence [32, 39].

We further note that although the existence of $|C|$ protected edge bands is guaranteed in the topological regime $|\Omega| > \Omega_c$, this does not preclude unprotected edge states in the trivial phase $|\Omega| < \Omega_c$. To illustrate this fact explicitly, consider the example in **Figures 2E,F**. The band structure for $\Omega = 0$ in **Figure 2E** is topologically trivial ($C = 0$) but exhibits features two localized edge bands, which are converted into the topologically protected bands in **Figure 2F** as one crosses the phase transition at finite $|\Omega| = \Omega_c > 0$.

All three networks analyzed in **Figures 1, 2** have in common that they support only a single chiral edge mode, the direction of which can be reversed by changing the sign of Ω . Additional simulation scans suggest that this is typical of mechanical networks designed with the LRO scheme: Among all bandgap-designed networks that exhibited a topological transition, we never observed a case with $|C| > 1$. This empirical finding is consistent with results from previous studies which reported that larger Chern numbers are typically associated with materials that possess long-range interactions or with systems that are periodically quenched or driven [40]. Mechanical networks with long-range interactions could, in principle, be designed by introducing additional bonds that connect beyond the nearest neighbor unit cells. While certainly intriguing, such ‘‘non-local’’ networks are beyond the scope of the present study.

The wave packets hosted by the topological edge bands of our short-range MSNs can be excited dynamically by forcing a semi-infinite or a finite network near the boundary at a frequency inside the bulk gap. As a specific example showcasing this generic effect, we consider the mechanical network from **Figure 1C** and construct a finite realization consisting of 12×12 unit cells. To demonstrate the robustness of the topological modes, we remove three unit

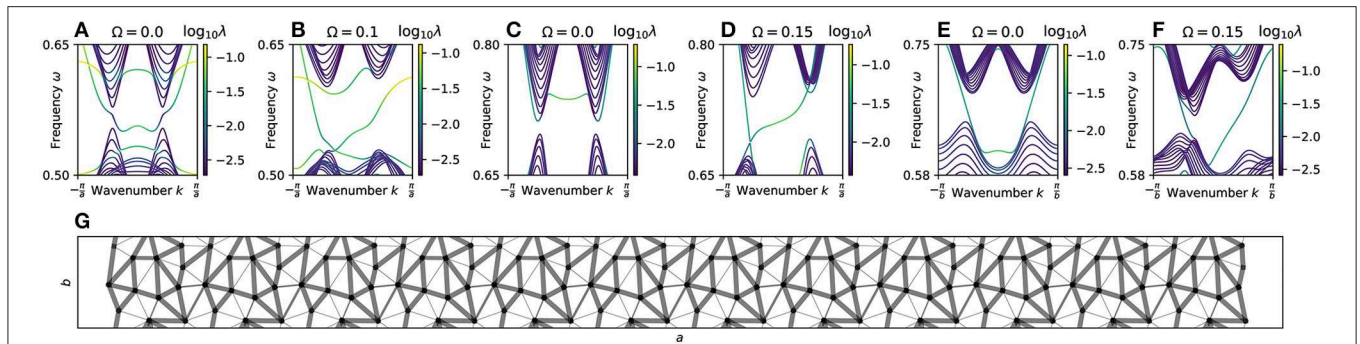


FIGURE 2 | Topologically protected edge bands. Considering the same networks as in **Figure 1**, we constructed ribbon-like 1D crystal realizations that are infinitely periodic in one lattice direction, and of finite extent (12 unit cells wide) with open boundary conditions in the other direction; see example in **(G)**, which corresponds to 12 horizontally concatenated units of the network in **Figure 1E** periodically continued along the vertical direction. **(A–F)** The resulting one-dimensional band structures consist of bulk bands that are delocalized (dark blue) and localized edge bands (green and yellow). All bands are colored according to the how localized the corresponding modes are, with the localization of a mode $\mathbf{u}(k)$ being measured by the participation ratio $\lambda = (\sum_n |u_n|^4) / (\sum_n |u_n|^2)^2$ where index n runs over all vertices in the unit cell of the ribbon. **(A,B)** Correspond to the optimized network topology in **Figure 1A**; **(C,D)** correspond to the network topology in **Figure 1C**; **(E,F)** correspond to the network topology in **Figure 1E**. Generically, networks designed via LRO can and will have localized edge modes even in the topologically trivial regime $|\Omega| < \Omega_c$, see **(A,C,E)**. However, when the topological phase transition is crossed at some nonzero rotation rate $|\Omega| = \Omega_c$, topologically protected localized bands appear as evident from **(B,D,F)**. We note that the frequency of rotation is always smaller than the gap frequency $\Omega^2 \ll \omega_{\text{gap}}^2$, justifying our approximation.

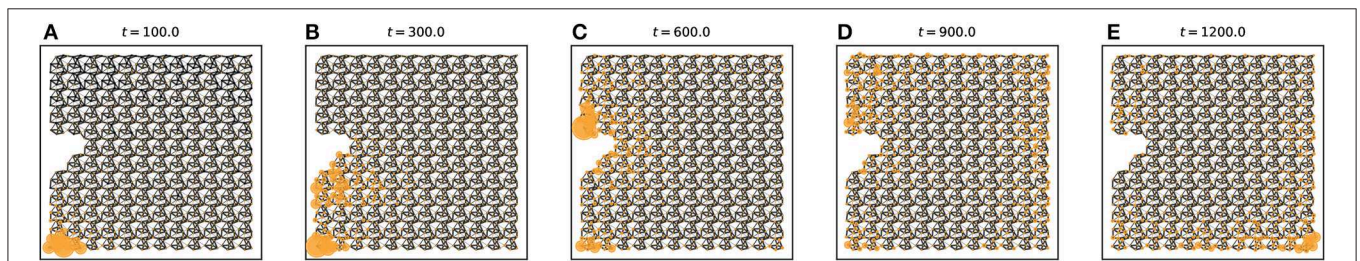


FIGURE 3 | Traveling excitation in a rotating mechanical Chern network. We simulated the dynamics of an MSN consisting of 12×12 unit cells as shown in **Figure 1C** and analyzed in **Figures 2C,D**. To create an edge defect, a number of unit cells was removed from the left boundary. Simulations of Equation (11) were performed in the topological regime with $\Omega = 0.15$; see also **Supplemental Video 1**. **(A)** Between $t = 0$ and $t = 150$, a single node in the bottom left corner is harmonically forced with a frequency $\omega = 0.71$ in the bulk gap; see **Figure 2D**. **(B–E)** Starting at $t = 150$, a localized excitation travels along the edge of the mechanical Chern insulator, moving over a local perturbation of the boundary.

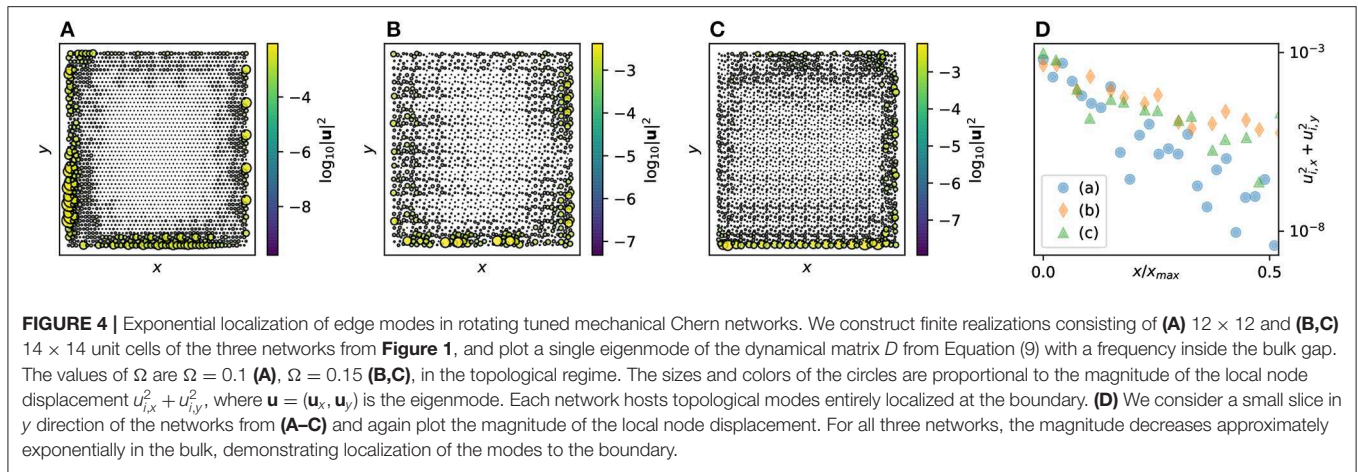
cells from the left side boundary to introduce a boundary perturbation (**Figure 3A**). We then numerically simulate the forced dynamics

$$\ddot{\mathbf{u}} + \mathbf{K}\mathbf{u} - 2\Omega\Gamma\dot{\mathbf{u}} = \mathbf{f}\sin(\omega t)h(t), \quad (11)$$

where the forcing vector $\mathbf{f} = (1, 0, \dots, 0, 1, 0, \dots, 0)^T$ is zero except for the x and y components of one single node near the bottom left corner. We pick $\Omega = 0.15$ such that the network is in the topological phase, and $\omega = 0.71$ inside the bulk gap. The window function $h(t) = \sin(\pi t/150)\Theta(150 - t)$, where $\Theta(t)$ is the Heaviside Theta function, slowly turns on the forcing at $t = 0$, and turns it off entirely at $t = 150$. The forcing injects energy into the network at the frequency ω , which preferentially excites edge modes and creates a wave packet that travels unidirectionally along the edge of the network (**Figures 3B–E**, **Supplemental Video 1**). In particular, due to the topological protection of the edge modes, the precise shape of the boundary does not matter for the existence of these wave packets. Back-scattering

modes are suppressed, and the wave packet is able to travel around the perturbation in the boundary (**Figures 3B,C**). As anticipated at the beginning of this section, the chirality of these wave packets is controlled by the sign of the rotation rate Ω (**Supplemental Video 2**). If the network is put in the topologically trivial regime, no edge modes exist and the energy injected by forcing does not create a chiral traveling wave packet (**Supplemental Video 3**).

The dynamical behavior described above is encoded in a set of eigenmodes \mathbf{u} with $D\mathbf{u} = i\omega\mathbf{u}$ that are exponentially localized to the boundaries of the system, and where ω lies in the bulk gap. For the three networks shown in **Figure 1**, we again constructed finite realizations consisting of many unit cells in a square array, and computed the eigenmodes of the finite dynamical matrix D from Equation (9). For all three networks, we identified modes inside the bulk gap which were then found to be localized at the boundary (**Figures 4A–C**). To demonstrate exponential localization in each case, we analyzed a slice of the eigenmodes in y direction. Plotting



the logarithm of the average node displacement $u_{i,x}^2 + u_{i,y}^2$ as a function of the x position of the node confirms an exponential decay of the node displacement with distance from the boundary (**Figure 4D**).

7. CONCLUSIONS

We have demonstrated the existence of topologically protected chiral edge modes in the gaps of *inversely designed* mechanical networks, and have characterized their dynamical properties. For the network realizations considered here, we found that band inversion near the gap was a robust predictor for a topological phase transition induced by sample rotation. The direction of rotation enables control over the chirality of the edge excitation, and topological protection of the edge excitations was confirmed in direct numerical simulations and through calculations of an appropriate Chern invariant.

We hope that the present work can serve as a stepping stone toward the precise inverse programming of topological features into discrete disordered metamaterials. Instead of constructing gapped materials on the basis of known lattices by using certain features of the band structure (e.g., band inversion) as indicators of potential topological transitions, we envision that Linear Response Optimization [24] may eventually allow the direct tuning of such properties by

implementing the desired topological characteristics into the optimization objectives.

DATA AVAILABILITY STATEMENT

The datasets generated for this study are available on request to the corresponding author.

AUTHOR CONTRIBUTIONS

HR and JD conceived the study and wrote the paper. HR performed calculations, numerical simulations, and visualized results.

SUPPLEMENTARY MATERIAL

The Supplementary Material for this article can be found online at: <https://www.frontiersin.org/articles/10.3389/fphy.2019.00178/full#supplementary-material>

Supplemental Video 1 | Clockwise movement of edge excitation in a topological designed mechanical network.

Supplemental Video 2 | Counter-Clockwise movement of edge excitation in a topological designed mechanical network.

Supplemental Video 3 | No chiral edge excitation when the designed network is in the trivial phase.

REFERENCES

- Süsstrunk R, Huber SD. Classification of topological phonons in linear mechanical metamaterials. *Proc Natl Acad Sci USA*. (2016) **113**:E4767–75. doi: 10.1073/pnas.1605462113
- Asbóth JK, Oroszlány L, Pályi A. *A Short Course on Topological Insulators*, Lecture Notes in Physics, Vol. 919. Cham: Springer International Publishing (2016).
- Kane CL, Lubensky TC. Topological boundary modes in isostatic lattices. *Nat Phys*. (2014) **10**:39–45. doi: 10.1038/nphys2835
- Süssman DM, Stenull O, Lubensky TC. Topological boundary modes in jammed matter. *Soft Matt*. (2016) **12**:6079–87. doi: 10.1039/C6SM00875E
- Süsstrunk R, Huber SD. Observation of phononic helical edge states in a mechanical topological insulator. *Science*. (2015) **349**:47–50. doi: 10.1126/science.aab0239
- Kane CL, Mele EJ. Z₂ Topological order and the quantum spin hall effect. *Phys Rev Lett*. (2005) **95**:146802. doi: 10.1103/PhysRevLett.95.146802
- Souslov A, van Zuiden BC, Bartolo D, Vitelli V. Topological sound in active-liquid metamaterials. *Nat Phys*. (2017) **13**:1091–4. doi: 10.1038/nphys4193
- Nash LM, Kleckner D, Read A, Vitelli V, Turner AM, Irvine WTM. Topological mechanics of gyroscopic metamaterials. *Proc Natl Acad Sci USA*. (2015) **112**:14495–500. doi: 10.1073/pnas.1507413112

9. Mitchell NP, Nash LM, Irvine WTM. Realization of a topological phase transition in a gyroscopic lattice. *Phys Rev B*. (2018) **97**:100302. doi: 10.1103/PhysRevB.97.100302
10. Wang P, Lu L, Bertoldi K. Topological phononic crystals with one-way elastic edge waves. *Phys Rev Lett*. (2015) **115**:104302. doi: 10.1103/PhysRevLett.115.104302
11. Nagaosa N, Sinova J, Onoda S, MacDonald AH, Ong NP. Anomalous hall effect. *Rev Mod Phys*. (2010) **82**:1539–92. doi: 10.1103/RevModPhys.82.1539
12. Hasan MZ, Kane CL. Colloquium: topological insulators. *Rev Mod Phys*. (2010) **82**:3045–67. doi: 10.1103/RevModPhys.82.3045
13. Xia BZ, Jiao JR, Dai HQ, Yin SW, Zheng SJ, Liu TT, et al. Steerable sound transport in a 3D acoustic network. *Appl Phys Lett*. (2017) **111**:161903. doi: 10.1063/1.4985240
14. Wang YT, Luan PG, Zhang S. Coriolis force induced topological order for classical mechanical vibrations. *N J Phys*. (2015) **17**:073031. doi: 10.1088/1367-2630/17/7/073031
15. Kariyado T, Hatsugai Y. Manipulation of dirac cones in mechanical graphene. *Sci Rep*. (2016) **5**:18107. doi: 10.1038/srep18107
16. Agarwala A, Shenoy VB. Topological insulators in amorphous systems. *Phys Rev Lett*. (2017) **118**:236402. doi: 10.1103/PhysRevLett.118.236402
17. Shankar S, Bowick MJ, Marchetti MC. Topological sound and flocking on curved surfaces. *Phys Rev X*. (2017) **7**:031039. doi: 10.1103/PhysRevX.7.031039
18. Woodhouse FG, Ronellenfitch H, Dunkel J. Autonomous actuation of zero modes in mechanical networks far from equilibrium. *Phys Rev Lett*. (2018) **121**:178001. doi: 10.1103/PhysRevLett.121.178001
19. Lee CH, Imhof S, Berger C, Bayer F, Brehm J, Molenkamp LW, et al. Topoelectrical circuits. *Commun Phys*. (2018) **1**:39. doi: 10.1038/s42005-018-0035-2
20. Imhof S, Berger C, Bayer F, Brehm J, Molenkamp LW, Kiessling T, et al. Topoelectrical circuit realization of topological corner modes. *Nat Phys*. (2018) **14**:925–9. doi: 10.1038/s41567-018-0246-1
21. Kotwal T, Ronellenfitch H, Moseley F, Stegmaier A, Thomale R, Dunkel J. Active topoelectrical circuits. *arXiv:1903.10130 [Preprint]*.
22. Delplace P, Marston JB, Venaille A. Topological origin of equatorial waves. *Science*. (2017) **358**:1075–7. doi: 10.1126/science.aan8819
23. Christiansen RE, Wang F, Sigmund O. Topological insulators by topology optimization. *Phys Rev Lett*. (2019) **122**:234502. doi: 10.1103/PhysRevLett.122.234502
24. Ronellenfitch H, Stoop N, Yu J, Frowow A, Dunkel J. Inverse design of discrete mechanical metamaterials. *Phys Rev Mater*. (2019) **3**:095201. doi: 10.1103/PhysRevMaterials.3.095201
25. Haldane FDM. Model for a quantum hall effect without Landau levels: condensed-matter realization of the parity anomaly. *Phys Rev Lett*. (1988) **61**:2015–8. doi: 10.1103/PhysRevLett.61.2015
26. Sáenz PJ, Pucci G, Goujon A, Cristea-Platon T, Dunkel J, Bush JWM. Spin lattices of walking droplets. *Phys Rev Fluids*. (2018) **3**:4–6. doi: 10.1103/PhysRevFluids.3.100508
27. Lubensky TC, Kane CL, Mao X, Souslov A, Sun K. Phonons and elasticity in critically coordinated lattices. *Rep Prog Phys*. (2015) **78**:073901. doi: 10.1088/0034-4885/78/7/073901
28. Chen BGG, Upadhyaya N, Vitelli V. Nonlinear conduction via solitons in a topological mechanical insulator. *Proc Natl Acad Sci USA*. (2014) **111**:13004–9. doi: 10.1073/pnas.1405969111
29. Tsamados M, Tanguy A, Goldenberg C, Barrat JL. Local elasticity map and plasticity in a model Lennard-Jones glass. *Phys Rev E*. (2009) **80**:026112. doi: 10.1103/PhysRevE.80.026112
30. Altland A, Zirnbauer MR. Nonstandard symmetry classes in mesoscopic normal-superconducting hybrid structures. *Phys Rev B*. (1997) **55**:1142–61. doi: 10.1103/PhysRevB.55.1142
31. Berry MV. Quantal phase factors accompanying adiabatic changes. *Proc R Soc A Math Phys Eng Sci*. (1984) **392**:45–57. doi: 10.1098/rspa.1984.0023
32. Hatsugai Y. Chern number and edge states in the integer quantum Hall effect. *Phys Rev Lett*. (1993) **71**:3697–700. doi: 10.1103/PhysRevLett.71.3697
33. Fukui T, Hatsugai Y, Suzuki H. Chern numbers in discretized brillouin zone: efficient method of computing (spin) hall conductances. *J Phys Soc Jpn*. (2005) **74**:1674–7. doi: 10.1143/JPSJ.74.1674
34. Byrd RH, Lu P, Nocedal J, Zhu C. A limited memory algorithm for bound constrained optimization. *SIAM J Sci Comput*. (1995) **16**:1190–208. doi: 10.1137/0916069
35. Xi W, Ku W. Non-necessity of band inversion process in two-dimensional topological insulators for bulk gapless states and topological phase transitions. *Phys Rev B*. (2017) **96**:201110. doi: 10.1103/PhysRevB.96.201110
36. Zhu Z, Cheng Y, Schwingenschlogl U. Band inversion mechanism in topological insulators: a guideline for materials design. *Phys Rev B*. (2012) **85**:235401. doi: 10.1103/PhysRevB.85.235401
37. Fu L, Kane CL. Topological insulators with inversion symmetry. *Phys Rev B*. (2007) **76**:045302. doi: 10.1103/PhysRevB.76.045302
38. Oza AU, Harris DM, Rosales RR, Bush JWM. Pilot-wave dynamics in a rotating frame: on the emergence of orbital quantization. *J Fluid Mech*. (2014) **744**:404–29. doi: 10.1017/jfm.2014.50
39. Mong RSK, Shivamoggi V. Edge states and the bulk-boundary correspondence in Dirac Hamiltonians. *Phys Rev B*. (2011) **83**:125109. doi: 10.1103/PhysRevB.83.125109
40. Xiong TS, Gong J, An JH. Towards large-Chern-number topological phases by periodic quenching. *Phys Rev B*. (2016) **93**:184306. doi: 10.1103/PhysRevB.93.184306

Conflict of Interest: The authors declare that the research was conducted in the absence of any commercial or financial relationships that could be construed as a potential conflict of interest.

Copyright © 2019 Ronellenfitch and Dunkel. This is an open-access article distributed under the terms of the Creative Commons Attribution License (CC BY). The use, distribution or reproduction in other forums is permitted, provided the original author(s) and the copyright owner(s) are credited and that the original publication in this journal is cited, in accordance with accepted academic practice. No use, distribution or reproduction is permitted which does not comply with these terms.