

## MIT Open Access Articles

*Gravity-darkening Analysis of the  
Misaligned Hot Jupiter MASCARA-4 b*

The MIT Faculty has made this article openly available. *Please share*  
how this access benefits you. Your story matters.

**Citation:** Ahlers, John P., et al. "Gravity-Darkening Analysis of the Misaligned Hot Jupiter MASCARA-4 b." *The Astrophysical Journal* 888, 2 (January 2020): 63. © 2020 The American Astronomical Society

**As Published:** <http://dx.doi.org/10.3847/1538-4357/ab59d0>

**Publisher:** American Astronomical Society

**Persistent URL:** <https://hdl.handle.net/1721.1/124707>






**Version:** Final published version: final published article, as it appeared in a journal, conference proceedings, or other formally published context

**Terms of Use:** Article is made available in accordance with the publisher's policy and may be subject to US copyright law. Please refer to the publisher's site for terms of use.





# Gravity-darkening Analysis of the Misaligned Hot Jupiter MASCARA-4 b

John P. Ahlers<sup>1</sup> , Ethan Kruse<sup>1</sup>, Knicole D. Colón<sup>1</sup>, Patrick Dorval<sup>2,3</sup>, Geert Jan Talens<sup>4</sup>, Ignas Snellen<sup>2</sup>, Simon Albrecht<sup>5</sup>, Gilles Otten<sup>6</sup>, George Ricker<sup>7</sup>, Roland Vanderspek<sup>7</sup> , David Latham<sup>8</sup> , Sara Seager<sup>7,9,10</sup>, Joshua Winn<sup>11</sup> , Jon M. Jenkins<sup>12</sup> , Kari Haworth<sup>7</sup>, Scott Cartwright<sup>13</sup>, Robert Morris<sup>12,14</sup>, Pam Rowden<sup>15</sup>, Peter Tenenbaum<sup>12,14</sup>, and Eric B. Ting<sup>12</sup>

<sup>1</sup> Exoplanets and Stellar Astrophysics Laboratory, Code 667, NASA Goddard Space Flight Center, Greenbelt, MD 20771, USA; [johnathon.ahlers@nasa.gov](mailto:johnathon.ahlers@nasa.gov)

<sup>2</sup> Leiden Observatory, Leiden University, Postbus 9513, 2300 RA Leiden, The Netherlands

<sup>3</sup> NOVA Optical IR Instrumentation Group at ASTRON, P.O. Box 2, 7990 AA Dwingeloo, The Netherlands

<sup>4</sup> Institut de Recherche sur les Exoplanètes, Département de Physique, Université de Montréal, Montréal, QC H3C 3J7, Canada

<sup>5</sup> Stellar Astrophysics Centre (SAC), Department of Physics and Astronomy, Aarhus University, Ny Munkegade 120, DK-8000 Aarhus C, Denmark

<sup>6</sup> Aix Marseille Univ, CNRS, CNES, LAM, Marseille, France

<sup>7</sup> Department of Physics and Kavli Institute for Astrophysics and Space Research, Massachusetts Institute of Technology, Cambridge, MA 02139, USA

<sup>8</sup> Harvard-Smithsonian Center for Astrophysics, 60 Garden Street, Cambridge, MA 02138, USA

<sup>9</sup> Department of Earth, Atmospheric and Planetary Sciences, MIT, Cambridge, MA 02139, USA

<sup>10</sup> Department of Aeronautics and Astronautics, MIT, Cambridge, MA 02139, USA

<sup>11</sup> Department of Astrophysical Sciences, Princeton University, Princeton, NJ 08544, USA

<sup>12</sup> NASA Ames Research Center, Moffett Field, CA 94035, USA

<sup>13</sup> Proto-Logic LLC, 1718 Euclid Street NW, Washington, DC 20009, USA

<sup>14</sup> SETI Institute, 189 Bernardo Avenue, Suite 200, Mountain View, CA 94043, USA

<sup>15</sup> School of Physical Sciences, The Open University, Milton Keynes MK7 6AA, UK

Received 2019 October 19; revised 2019 November 12; accepted 2019 November 19; published 2020 January 8

## Abstract

MASCARA-4 b is a hot Jupiter in a highly misaligned orbit around a rapidly rotating A3V star that was observed for 54 days by the *Transiting Exoplanet Survey Satellite* (*TESS*). We perform two analyses of MASCARA-4 b using a stellar gravity-darkened model. First, we measure MASCARA-4 b's misaligned orbital configuration by modeling its *TESS* photometric light curve. We take advantage of the asymmetry in MASCARA-4 b's transit due to its host star's gravity-darkened surface to measure MASCARA-4 b's true spin-orbit angle to be  $104^{+7^\circ}_{-13^\circ}$ . We also detect a  $\sim 4\sigma$  secondary eclipse at  $0.491 \pm 0.007$  orbital phase, proving that the orbit is slightly eccentric. Second, we model MASCARA-4 b's insolation including gravity darkening and find that the planet's received X-ray and ultraviolet flux varies by 4% throughout its orbit. MASCARA-4 b's short-period, polar orbit suggests that the planet likely underwent dramatic orbital evolution to end up in its present-day configuration and that it receives a varying stellar irradiance that perpetually forces the planet out of thermal equilibrium. These findings make MASCARA-4 b an excellent target for follow-up characterization to better understand the orbital evolution and present-day environment of planets around high-mass stars.

*Unified Astronomy Thesaurus concepts:* Exoplanet systems (484); Exoplanet astronomy (486); Stellar rotation (1629); Exoplanets (498); Extrasolar gas giants (509); Hot Jupiters (753); Gravity darkening (680); von Zeipel theorem (1781); Planetary alignment (1243); Inclination (780)

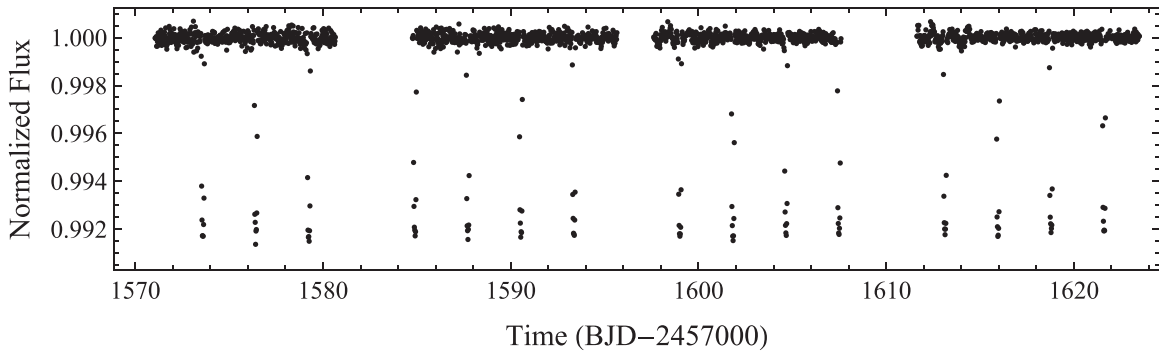
## 1. Introduction

MASCARA-4 b (bRing-1 b) is a hot Jupiter in a highly spin-orbit misaligned 2.82 day orbit around the bright ( $V_{\text{mag}} = 8.19$ ) A3V star HD 85628 (TIC 371443216). The transiting planet was first discovered with the MASCARA and bRing ground-based telescopes (Dorval et al. 2019), and was observed in sectors 10 and 11 of the *Transiting Exoplanet Survey Satellite's* (*TESS*) full frame images (FFIs) at 30 minutes cadence (Ricker et al. 2015). Dorval et al. (2019) spectroscopically determined the mass of the planet to be  $3.1 \pm 0.9 M_{\text{Jup}}$ . The host star of this system, HD 85628, rotates with  $v \sin(i) = 46.5 \pm 1 \text{ km s}^{-1}$  (Dorval et al. 2019). Its high rotation flattens the star into an oblate shape and produces a pole-to-equator luminosity gradient—called gravity darkening—brought about by its lowered equatorial effective temperature (Von Zeipel 1924). In this work we constrain MASCARA-4 b's orbit geometry and insolation including the gravity-darkening effect.

MASCARA-4 b is dynamically interesting because it orbits its host star in a nearly polar orbit. Some dynamic mechanism must have tilted either the planet's orbit, the host star's rotation axis, or the plane of the protoplanetary disk. Dorval et al. (2019) previously measured the planet's projected obliquity to

be  $247.5^{+1.5^\circ}_{-1.7^\circ}$  via Doppler tomography. We apply the gravity-darkening technique (Barnes 2009; Barnes et al. 2011, 2015; Ahlers et al. 2014, 2015, 2019; Masuda 2015; Zhou et al. 2019) to *TESS* photometry to further constrain the planet's orbit geometry and measure its true spin-orbit angle. Our results match previous observations that close-in giant planets around high-mass stars commonly have misaligned orbits (e.g., Schlaufman 2010; Winn et al. 2010). Additionally, MASCARA-4 b likely migrated inward to its 2.82 day orbit (e.g., Dawson 2014; Petrovich 2015). A plausible scenario for the planet's orbital evolution is therefore dynamic scattering or resonance that increased both orbital eccentricity and inclination, and then tidal recircularization pulled the planet into its ultra-short-period, highly misaligned present-day configuration (Fabrycky & Tremaine 2007; Socrates et al. 2012). However, the evolution pathway of MASCARA-4 b merits further investigation.

Ultimately, MASCARA-4 b resides in an environment that cannot occur around lower-mass stars. With a spin-orbit misaligned orbit around a rapidly rotating, gravity-darkened star, MASCARA-4 b's exposure to the star's hotter poles and cooler equator varies throughout its orbit. Only stars above the



**Figure 1.** *TESS* observed 16 transit events of MASCARA-4 b during its sector 10 and 11 observing campaigns at 30 minutes cadence. We remove the first transit of sector 10 from our data set—which was contaminated by excess scattered light—leaving 15 transits for our analysis. We show the detrended MASCARA-4 b *TESS* light curve here.

Kraft break ( $M_* \geq 1.3M_\odot$ ) are expected to maintain a high rotation rate throughout their lifetimes (Kraft 1967; Maeder & Meynet 2000), so varying irradiance due to gravity darkening likely does not occur around Sun-like and smaller stars after zero age main sequence. Additionally, spin-orbit misalignment appears to occur commonly around A/F stars; therefore this scenario of varying irradiance, which we call gravity-darkened seasons, may occur for a significant fraction of planets orbiting high-mass stars.

MASCARA-4 b is a useful test case for understanding planet formation and evolution. The results of this research directly address two outstanding questions in exoplanetary science: why do hot Jupiters exist, and why does spin-orbit misalignment occur? As a misaligned hot Jupiter, MASCARA-4 b likely underwent significant orbital evolution to get to its current configuration. We explain our methods for analyzing this interesting system in Section 2, we show our results from photometry and insolation modeling in Section 3, and we discuss possible formation, evolution, and present-day processes of MASCARA-4 b in Section 4.

## 2. Methods

We model the gravity-darkening effect on MASCARA-4 b in two ways. First, we model MASCARA-4 b’s *TESS* photometric light curve with gravity darkening to determine the planet’s orbit geometry. Second, we model the planet’s insolation to show how its received stellar flux is influenced by stellar gravity darkening. We discuss both approaches in the following subsections.

### 2.1. *TESS* Photometry

#### 2.1.1. Data Processing

Sixteen transits of MASCARA-4 b (TIC 371443216) were observed in *TESS*’s FFIs at 30 minutes cadence in sectors 10 and 11 from 2019 March 26 to 2019 May 21 during the southern observing campaign. The FFIs were produced by the Science Processing Operations Center (SPOC) at NASA Ames Research Center (Jenkins et al. 2016) and downlinked from the Mikulski Archive for Space Telescopes. We create light curves using *eleanor* version 0.2.7 (Feinstein et al. 2019). From *eleanor*’s various reduction options, we choose to use the point-spread-function-modeled light curve because it has the least noise on transit timescales.

The available *TESS* photometry of MASCARA-4 b is broken up into four 13.5 day segments due to *TESS*’s orbit. The first

day of sector 10 was contaminated by large amounts of scattered light, increasing the noise and making transit analysis difficult. We remove this first day, which contained the first transit, leaving 15 transits used in this work. We apply a 15 hr moving average to the out-of-transit flux to correct for long-term systematics in each segment, normalizing the light curve to 1.0. We show the full normalized light curve in Figure 1. We phase-fold the light curve on MASCARA-4 b’s orbital period and rebin at 120s to reduce computation time, following previous gravity-darkening works (Barnes et al. 2011, 2015; Ahlers et al. 2014, 2015, 2019; Masuda 2015).

#### 2.1.2. Transit Fitting and Gravity Darkening

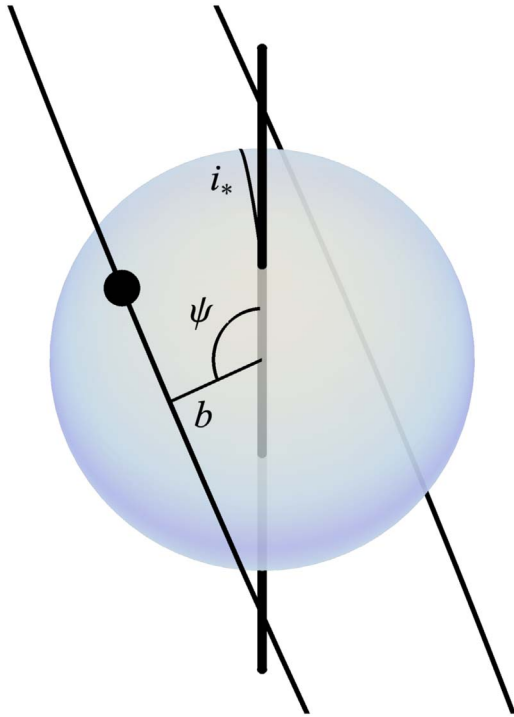
Transit light curves have been modeled with gravity darkening for a handful of planetary systems (e.g., Barnes et al. 2011, 2015; Szabó et al. 2012; Ahlers et al. 2014, 2015, 2019; Masuda 2015; Zhou et al. 2019). We follow the approach developed in Barnes (2009), which used the Levenburg–Marquardt  $\chi^2$  minimization routine to fit for bulk system parameters, stellar inclination, and projected stellar obliquity. We calculate parameter uncertainties from the covariance matrix stemming from the Levenburg–Marquardt routine, incorporating uncertainties in limb darkening and gravity darkening and using  $\psi$  from Dorval et al. (2019) as an initial guess for our fit. Figure 2 defines our orbit geometry parameters.

The gravity-darkening technique constrains the true alignment of a planet, but cannot distinguish between a prograde or retrograde orbit. Dorval et al. (2019) previously determined MASCARA-4 b to be in a retrograde configuration; we therefore assume a retrograde orbit in our model, resulting in a single value for the planet’s true alignment angle.

To model gravity darkening, we use a previous constraint of HD 85628’s  $v \sin(i)$  from spectroscopy (Dorval et al. 2019) and model the star’s oblateness using the Darwin–Radau relation (e.g., Barnes & Fortney 2003). The star’s high rotational velocity near its equator lessens its surface gravity, which changes its effective surface temperature as

$$T_{\text{eff}} = T_{\text{pole}} \left( \frac{g_{\text{eff}}}{g_{\text{pole}}} \right)^\beta, \quad (1)$$

where  $T_{\text{pole}}$  and  $g_{\text{pole}}$  are the effective temperature and surface gravity at the star’s poles,  $T_{\text{eff}}$  and  $g_{\text{eff}}$  are at any point on the star’s surface, and  $\beta$  is the gravity-darkening exponent that sets the strength of the temperature change across the stellar

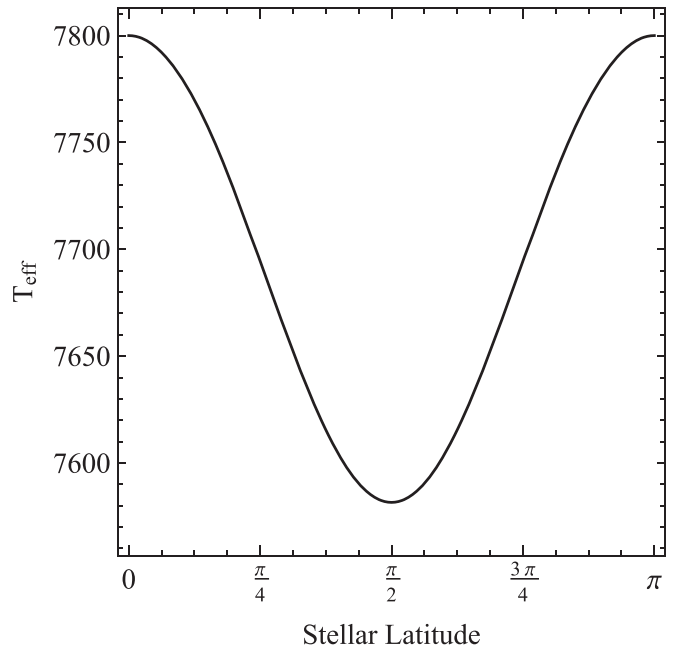


**Figure 2.** Gravity-darkening technique measures three point-of-view orbit geometry parameters that together yield the true spin-orbit angle. The stellar inclination ( $i_*$ ) is the star’s rotation axis tilt toward/away from the viewer. The projected obliquity ( $\psi$ ) is the projected tilt of the planet’s orbit in the plane of the sky, and is the same angle measured by Doppler tomography. The orbital inclination ( $i$ ) is the planet’s orbital tilt toward/away from the viewer, and is defined by  $\cos(i) = bR_*/r$ , where  $b$  is the impact parameter and  $r$  is the planet’s distance from the star. The star’s color gradient represents its gravity-darkened surface.

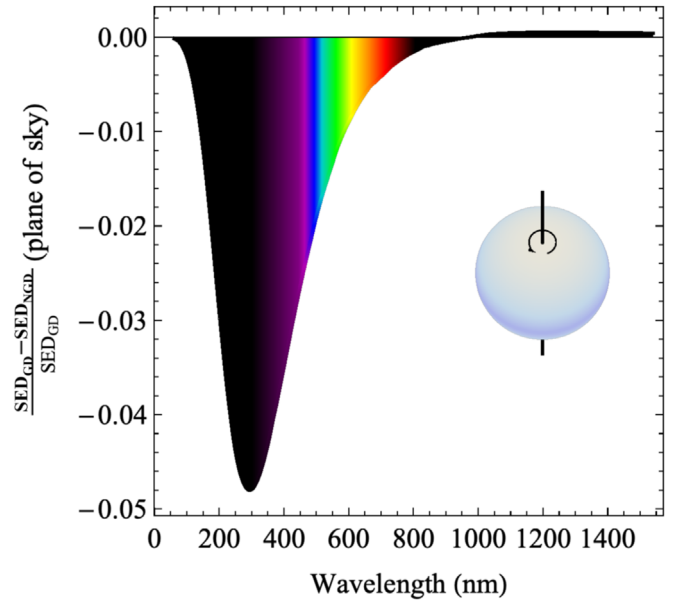
surface. The von Zeipel theorem that leads to Equation (1) (Von Zeipel 1924) predicts  $\beta = 0.25$ , assuming a blackbody spectrum. However, subsequent theoretical and observational works have determined that  $\beta$  is often below 0.25 due to thin convective envelopes that can suppress the gravity-darkening effect (e.g., Kervella et al. 2005; Monnier et al. 2007; Lara & Rieutord 2011).

The gravity-darkening exponent  $\beta$  is a difficult parameter to determine observationally for a given system; therefore we adapt  $\beta = 0.23^{+0.01}_{-0.02}$  from Lara & Rieutord (2011), which assumes that the star’s energy flux is a divergence-free vector antiparallel to the effective gravity and matches the few available observations of gravity darkening derived by interferometry (Monnier et al. 2007; Zhao et al. 2009; Che et al. 2011; Jones et al. 2015). We show HD 85628’s effective temperature as a function of latitude in Figure 3 and gravity darkening’s effect on the star’s sky-projected spectral energy distribution (SED) in Figure 4.

Our transit model includes quadratic limb darkening with constants adapted from Claret (2017). Using prior constraints of the star’s surface gravity ( $\log(g) = 4.0 \pm 0.5$ ), stellar effective temperature ( $T_{\text{eff}} = 7800 \pm 200$  K), and solar metallicity ( $[\text{Fe}/\text{H}] \sim 0$ ), we use VizieR’s limb-darkening tool<sup>16</sup> (Claret 2017) and adapt  $a = 0.240^{+0.018}_{-0.005}$  and  $b = 0.245^{+0.03}_{-0.012}$  as HD 85628’s quadratic limb-darkening



**Figure 3.** The MASCARA-4 b host star varies by roughly 220 K between its poles and equator due to its rapid rotation. Its  $\sim 3\%$  change in local effective temperature corresponds to a  $\sim 12\%$  change in local brightness, resulting in a pole-to-equator luminosity gradient that influences MASCARA-4 b’s transit light curve and irradiation.



**Figure 4.** Rapid stellar rotation affects HD 85628’s observable SED in two ways. First, its rotation induces an oblate stellar shape, increasing the size of the projected disk in the plane of the sky. Second, its gravity-darkened luminosity gradient causes the star to appear a bit cooler. Ultimately, these effects produce an SED that is shifted slightly down in the ultraviolet and visible and shifted very slightly up in the infrared compared to a slow rotator of equivalent size and temperature. This plot illustrates the difference between a gravity-darkened and traditional SED as seen in the plane of the sky using our measured and assumed stellar parameters. The inset figure shows HD 85628’s sky-projected viewing geometry, with the color gradient representing the gravity-darkening gradient.

coefficients for *TESS*’s bandpass. We note that holding  $\beta$  and limb-darkening parameters within an assumed range decreases the calculated uncertainty of the stellar inclination angle. See

<sup>16</sup> <http://vizier.u-strasbg.fr/viz-bin/VizieR-3?-source=J/A%2bA/600/A30/tableab>

**Table 1**  
Previously Reported or Assumed System Parameters

Parameter	Description	Value	Source
$P$	Orbital period (days)	$2.82406 \pm 0.00003$	Dorval et al. (2019)
$T_{\text{eff}}$	Stellar effective temperature (K)	$7800 \pm 200$	Dorval et al. (2019)
$M_*$	Stellar mass ( $M_{\odot}$ )	$1.75 \pm 0.05$	Dorval et al. (2019)
$R_*$	Stellar radius ( $R_{\odot}$ )	$1.92 \pm 0.11$	Dorval et al. (2019)
$\log(g)$	Stellar surface gravity	$4.10 \pm 0.05$	Dorval et al. (2019)
[Fe/H]	Metallicity	$\sim 0$	Dorval et al. (2019)
$v \sin(i)$	Sky-projected rotational velocity ( $\text{km s}^{-1}$ )	$46.5 \pm 1.0$	Dorval et al. (2019)
$a$	First limb-darkening term	$0.240^{+0.018}_{-0.005}$	Claret (2017)
$b$	Second limb-darkening term	$0.245^{+0.03}_{-0.012}$	Claret (2017)
$\beta$	Gravity-darkening exponent	$0.23^{+0.01}_{-0.02}$	Lara & Rieutord (2011)

**Table 2**  
Best-fit Parameters of MASCARA-4 b with and without Gravity Darkening

Parameter	Description	Gravity Darkening	No Gravity Darkening	Dorval et al. (2019)
$\chi_{\text{red}}^2$	Goodness of fit	1.092	1.4830	1.43
$R_*$	Polar stellar radius ( $R_{\odot}$ )	$1.79 \pm 0.04$	...	$1.92 \pm 0.11$
$R_p$	Planet radius ( $R_{\text{Jup}}$ )	$1.48 \pm 0.05$	...	$1.53^{+0.07}_{-0.04}$
$R_p/R_*$	Radii ratio	$0.083 \pm 0.005$	$0.086 \pm 0.003$	$0.080^{+0.006}_{-0.005}$
$T_0$	Transit epoch (BJD-2457000)	$1573.5971 \pm 0.0003$	$1573.5975 \pm 0.0002$	$1505.817 \pm 0.003$
$b$	Impact parameter	$0.33 \pm 0.05$	$0.36 \pm 0.05$	$0.34 \pm 0.03$
$i$	Orbital inclination (deg)	$86.7 \pm 0.5$	$86.4 \pm 0.6$	$88.50 \pm 0.01$
$i_*$	Stellar inclination (deg)	$-63^{+10}_{-7}$	...	...
$\psi$	Projected stellar obliquity (deg)	$244 \pm 15$	...	$244.9^{+2.7}_{-3.6}$
$\varphi$	Spin-orbit angle (deg)	$104^{+7}_{-13}$	...	...
$\Omega_*$	Stellar rotation period (hr)	$21^{+8}_{-7}$	...	—
$\zeta$	Stellar oblateness	$0.028 \pm 0.009$	...	...
$T_{\text{sec}}$	Secondary epoch (BJD-2457000)	...	$1572.185 \pm 0.008$	...
$\delta F_{\text{sec}}$	Secondary eclipse depth (ppm)	...	$130 \pm 20$	...
$e \cos(\omega)$	Eccentricity	...	$-0.014 \pm 0.01$	...
$e \sin(\omega)$	Eccentricity	...	$0.032 \pm 0.065$	...

**Note.** Our gravity-darkened model more accurately resolves the ingress/egress asymmetry in transit depth seen in Figure 5, which reflects our better  $\chi_{\text{red}}^2$ . We list previously found values for MASCARA-4 b from Dorval et al. (2019).

Table 1 for a full list of stellar parameters. We show our best-fit results in Section 3.1.

## 2.2. Secondary Eclipse

We report a detection of MASCARA-4 b’s secondary eclipse in *TESS*’s phase-folded FFI photometry. We fit the secondary eclipse and estimate  $e \cos(\omega)$  using the primary and secondary transit times and  $e \sin(\omega)$  using the primary and secondary transit durations, following Charbonneau et al. (2005). This approach gives only a weak constraint on  $e \sin(\omega)$ , so our analysis does not yield meaningful values for  $e$  and  $\omega$  individually. We constrain  $e \cos(\omega) = -0.014 \pm 0.01$ , indicating that MASCARA-4 b’s orbit is slightly elliptical. Table 2 lists other relevant secondary eclipse parameters.

## 2.3. Gravity-darkened Insolation

Ahlers (2016) first showed that planets in misaligned configurations around rapid rotators can receive unique insulations due to the star’s asymmetric luminosity. In such a scenario, the planet varies in exposure to the host star’s hot poles and cool equator, which can affect the planet’s equatorial temperature and its incident X-ray and ultraviolet (XUV) flux.

Additionally, the star’s projected disk as seen by the planet changes in size and peak emission throughout the orbit.

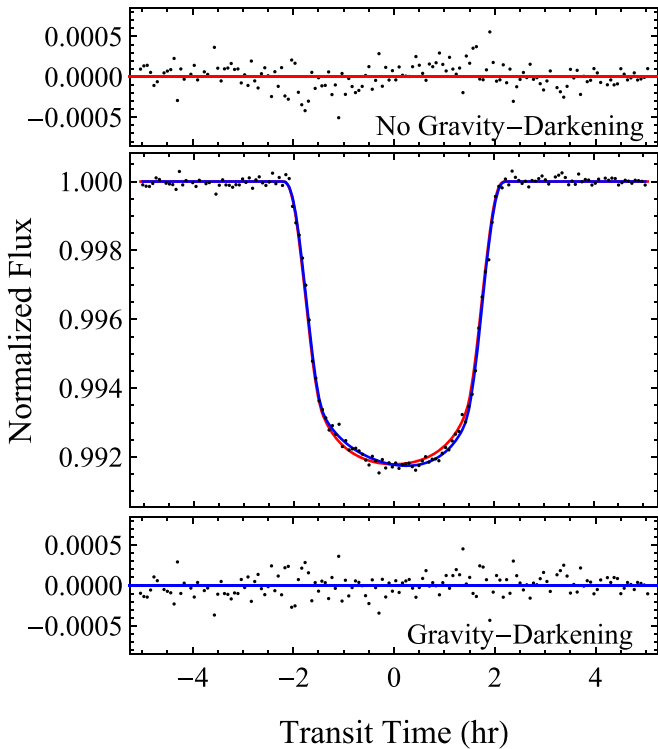
We model MASCARA-4 b’s gravity-darkened insolation following Ahlers (2016). We use quadratic limb-darkening and gravity-darkening parameters from our best-fit photometric model (Tables 1 and 2). We show the results of our model in Section 3.2.

## 3. Results

### 3.1. *TESS* Photometry

We phase-fold and fit MASCARA-4 b’s 15 transits observed by *TESS* using the gravity-darkening transit model (Barnes 2009) to determine the planet’s spin-orbit angle. Our best-fit results in general agree with Dorval et al. (2019). Most notably, our gravity-darkened fit reproduces the tight constraints on MASCARA-4 b’s impact parameter and orbital alignment that Dorval et al. (2019) measured via Doppler tomography. We give our full list of measured parameters in Table 2.

We test our best-fit gravity-darkened model against a traditional transit fit. Gravity darkening better characterizes the slightly asymmetric shape of the transit light curve,



**Figure 5.** MASCARA-4 b’s *TESS* light curve shows a clear left/right asymmetry due to its host star’s gravity-darkened surface. The planet begins its transit near the star’s dim equator and moves toward the star’s bright pole, thus yielding a greater transit depth during egress. The above figure shows our best-fit model with and without gravity darkening (blue and red, respectively). The gravity-darkening signal is evident in the top residual, in which a traditional best-fit model cannot resolve the star’s asymmetry.

confirming that the host star HD 85628 indeed has an asymmetrically luminous surface. Figure 5 shows both models.

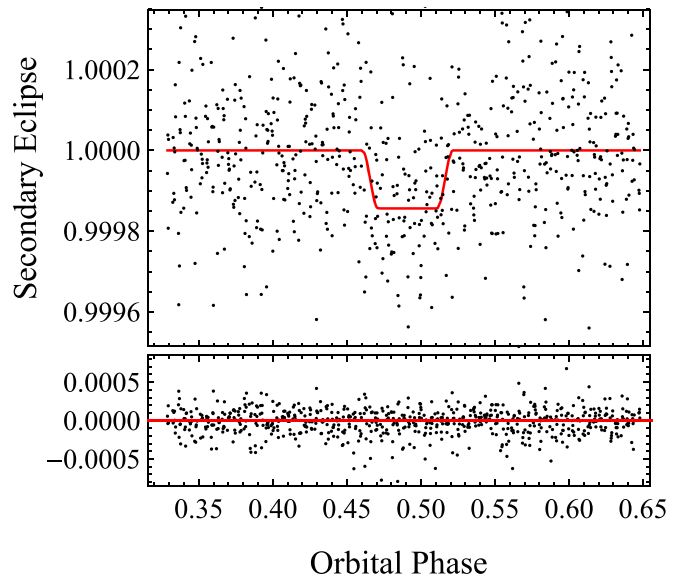
Our model takes advantage of the star’s asymmetry to measure both the stellar inclination  $i_*$  and the projected stellar obliquity  $\psi$ . Together with the planet’s orbital inclination  $i$  (i.e., its impact parameter), we obtain a constraint of the planet’s true spin-orbit angle  $\varphi$  via

$$\cos(\varphi) = \sin(\psi)\cos(i) + \cos(\psi)\sin(i)\cos(\lambda). \quad (2)$$

We measure MASCARA-4 b to be in a nearly polar orbit with  $104_{-13}^{+7^\circ}$  (see Figure 2 for a representation of MASCARA-4 b’s orbit geometry). We discuss possible mechanisms for causing misalignment in this system in Section 4.1.

We detect a  $130 \pm 20$  ppm secondary eclipse in MASCARA-4 b’s phase-folded *TESS* photometry at  $0.491 \pm 0.007$  orbital phase (Figure 6). The orbital phase is very near the midpoint between transits, indicating a slightly eccentric orbit. We calculate  $e \cos(\omega)$  and  $e \sin(\omega)$  for MASCARA-4 b following Charbonneau et al. (2005).

The secondary eclipse depth requires some explanation. The host star HD 85628’s effective surface temperature is  $7800 \pm 200$  K, so only  $\sim 23\%$  of the star’s emission falls within *TESS*’s bandpass of  $\sim 600$ – $1100$  nm. If the planet’s emission were purely thermal with no reflected light, we could estimate MASCARA-4 b’s equilibrium temperature at  $3700 \pm 100$  K based on the eclipse depth. However, our best-fit results rule out this temperature as unphysical—MASCARA-4 b simply cannot be that hot. Based on the star’s effective temperature and radius and the planet’s orbital period, we calculate the planet’s equilibrium temperature to be near



**Figure 6.** MASCARA-4 b’s secondary eclipse occurs at  $0.491 \pm 0.007$  orbital phase, indicating a slightly eccentric orbit. We measure an eclipse depth of  $130 \pm 20$  ppm. We list measured eclipse parameters in Table 2 and discuss the eclipse depth in Section 3.1.

1900 K for zero albedo; therefore, the secondary eclipse depth cannot be explained by emitted light alone.

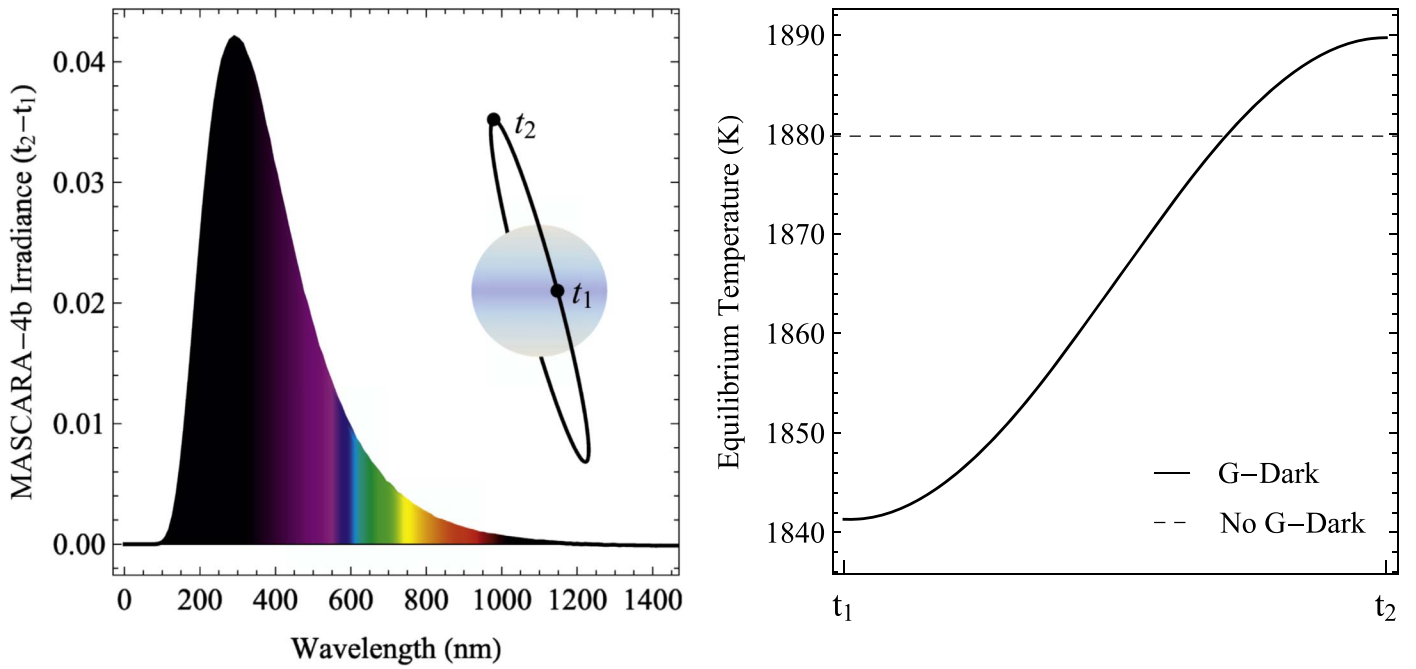
The secondary eclipse is likely being influenced by reflected light, which indicates a significantly nonzero bond albedo value. Our results are consistent with recent findings that some hot Jupiters possess high-albedo clouds (e.g., Demory et al. 2011, 2013; Barstow et al. 2016; Parmentier et al. 2016). High-precision follow-up observations of MASCARA-4 b’s secondary eclipse could better determine the planet’s equilibrium temperature and albedo, and could determine the existence of clouds. Given the high uncertainty in the secondary eclipse depth, we estimate MASCARA-4 b’s equilibrium temperature at  $\sim 1900$  K based on the best-fit results of the primary transit and our gravity-darkening insolation model rather than the secondary eclipse.

### 3.2. Insolation

We simulate MASCARA-4 b’s insolation accounting for rapid stellar rotation using our orbital configuration results from Section 3.1. Two effects result from rapid rotation that can affect insolation: the star’s distorted shape, and its gravity-darkened surface. HD 85628 is slightly oblate and varies in effective temperature by  $\sim 220$  K between its pole and equator, which affects its local luminosity by  $\sim 12\%$ .

When MASCARA-4 b resides near HD 85628’s equatorial plane, the planet sees a slightly smaller projected disk and a slightly cooler, redder stellar surface. As it moves out of the star’s equatorial plane, its exposure to one of the star’s hot poles increases and the projected disk increases in size, increasing MASCARA-4 b’s overall received flux. We show MASCARA-4 b’s irradiance as a function of its orbital phase and its effects on the planet’s theoretical equilibrium temperature in Figure 7.

HD 85628’s peak emission is near the border between visible and ultraviolet light; therefore, the largest relative change in MASCARA-4 b’s irradiance is in the near-ultraviolet. Overall, the effect of gravity darkening on



**Figure 7.** MASCARA-4 b’s irradiance changes throughout its orbit as it varies in exposure to its host star’s hot poles and dim equator. The left figure shows the normalized difference between MASCARA-4 b’s irradiance when residing in the star’s equatorial plane ( $t_1$ ) and when most exposed to the north stellar pole ( $t_2$ ). At  $t_2$ , incident XUV flux is  $\sim 4\%$  more intense. The right figure shows MASCARA-4 b’s changing equilibrium temperature (assuming a bond albedo of 0) from  $t_1$  to  $t_2$  as well as the planet’s theoretical equilibrium temperature when not accounting for rapid stellar rotation. We calculate a lower equilibrium temperature than derived in Dorval et al. (2019) because of our smaller best-fit stellar radius.

MASCARA-4 b’s insolation is relatively weak because HD 85628’s rotation period of  $21^{+8}_{-7}$  hr is not all that fast compared to other A-type stars such as the well-known rapid rotators Vega (12.5 hr) (Peterson et al. 2006) or Altair (9 hr) (Monnier et al. 2007). However, ultraviolet light changing by several percent throughout the planet’s orbit could have significant effects on its photochemistry and atmospheric processes.

We calculate that MASCARA-4 b’s equilibrium temperature varies between 1840 and 1890 K assuming a bond albedo of 0 based on our gravity-darkening model. These values represent simple equilibrium temperature calculations based on the star’s apparent luminosity at each point of the orbit, following Ahlers (2016). Realistically MASCARA-4 b’s thermal inertia would prevent such dramatic temperature changes on the planet as a whole, but its varying insolation can force the upper atmosphere significantly out of thermal equilibrium. Following Equation (4) from Komacek et al. (2017), we estimate MASCARA-4 b’s radiative timescale to be  $\sim 1$  day at 100 mbar and  $\sim 10$  days at 1 bar. Therefore, the upper atmosphere of MASCARA-4 b is likely changing in temperature dramatically throughout the planet’s 2.82 days orbit due to its host star’s gravity-darkened surface. This effect may produce strong zonal winds that could vary in intensity with the varying received stellar flux, and that could match or exceed the fast wind speeds observed on other hot Jupiters (e.g., Snellen et al. 2010; Loudon & Wheatley 2015; Brogi et al. 2016).

As shown in Section 3.1, MASCARA-4 b’s secondary eclipse indicates that the planet is reflecting a significant amount of light, suggesting that the equilibrium temperature in Figure 7 is inaccurate. We perform this analysis not to constrain MASCARA-4 b’s true equilibrium temperature, but rather to demonstrate how gravity darkening can influence a planet’s insolation. We conclude that MASCARA-4 b’s upper atmosphere likely changes in temperature significantly

throughout its 2.82 day orbit and that its secondary eclipse depth implies a nonzero bond albedo. More robust constraints on MASCARA-4 b’s equilibrium temperature and atmospheric processes are outside the scope of this project.

## 4. Discussion

As one of the hottest planets discovered to date, and as a planet residing in a 2.82 day polar orbit, MASCARA-4 b’s dynamic formation history and present-day environment make it an excellent laboratory both for understanding hot Jupiters and for understanding planet formation around high-mass stars. In the following subsections we discuss possible migration scenarios for MASCARA-4 b, the effect of gravity darkening on its present-day insolation, and future work to be done on the system. We also discuss the synergies between the gravity-darkening technique and Doppler tomography.

### 4.1. Possible Migration Scenarios

The traditional nebular hypothesis predicts that MASCARA-4 b should reside beyond HD 85628’s water ice line near the system’s invariable plane; however, the planet is currently in a nearly polar 2.82 day orbit. It therefore likely migrated inward during or after its formation, and some dynamic mechanism likely caused its orbit to tilt out of alignment. Dorval et al. (2019) identified a K/M stellar companion with projected separation of 740 au, which could have played a significant role in the formation and migration of this system.

Several hypotheses have been postulated for how spin-orbit misalignment occurs. In general, they encompass three basic scenarios. One idea is that an outside body torques the system’s protoplanetary disk out of alignment, and the planet forms inside the misaligned plane. Batygin (2012) and others (Batygin & Adams 2013; Jensen & Akeson 2014; Lai 2014)

demonstrated that a stellar companion can torque a disk out of the formation plane, resulting in planets already misaligned when they form. Batygin (2012) and Zanazzi & Lai (2018) demonstrated that precession of protoplanetary disks can lead to stellar obliquity angles greater than  $90^\circ$ . Similarly, Bate et al. (2010) and Fielding et al. (2015) showed that a wide range of stellar obliquities can occur when the star forms in a turbulent environment, which may have played a role in MASCARA-4 b’s misalignment.

Another possibility is that the host star’s rotation axis torques out of alignment. In such a scenario, any planets ostensibly remain in their formation plane, and the star instead misaligns from the system. Rogers et al. (2012, 2013) show that angular momentum transport in massive stars can torque a star’s envelope, resulting in a large apparent stellar obliquity. Such a process may be detectable via asteroseismic analysis; however, following Ahlers et al. (2018) we do not find any evidence of stellar pulsations in MASCARA-4 b’s *TESS* photometry.

The third general idea for explaining spin–orbit misalignment is that some mechanism misaligned the planet after formation, which encompasses a wide variety of concepts. Kozai–Lidov resonance involves bodies exchanging angular momentum by driving up inclinations and eccentricities, which could explain MASCARA-4 b’s polar orbit (Fabrycky & Tremaine 2007). Storch et al. (2014) demonstrated that Lidov–Kozai resonance can also cause a star’s rotation axis to evolve chaotically, similarly producing spin–orbit misalignment. Additionally, spin–orbit misalignment can occur through secular interactions (Naoz et al. 2011) or violent scattering events (Morton & Johnson 2011). Unknown additional bodies in the system or HD 85628’s stellar companion may have driven MASCARA-4 b through one or more of these scenarios.

Several theories exist to explain the inward migration of hot Jupiters, but given MASCARA-4 b’s polar orbit, we posit high-eccentricity migration (e.g., Mustill et al. 2015; Petrovich 2015) as a likely cause of inward migration in this system. A dynamic event such as Lidov–Kozai resonance or scattering could have raised both MASCARA-4 b’s eccentricity and inclination (possibly torquing HD 85628’s obliquity as well), and then the planet could have recircularized via tidal dissipation, maintaining its high inclination. Ultimately, determining the cause of misalignment is beyond the scope of this work; future projects studying the dynamic behavior of this system could better-constrain its migration history.

#### 4.2. Gravity-darkened Seasons

We show in Section 3.2 that MASCARA-4 b receives a varying irradiance due the star’s gravity-darkened surface. Throughout its orbit, MASCARA-4 b’s received flux varies by 4% in the ultraviolet and slightly less in the visible. While such a variation would have an enormous impact on an Earth-like climate, it likely does not produce a detectable change in MASCARA-4 b’s overall heat transport, winds, or cloud distribution. Similarly, the theoretical change in equilibrium temperature of  $\sim 50$  K likely causes dynamic atmospheric processes unlike anything seen in our solar system, but would likely not be measurable via phase curve.

The effect of gravity darkening on a planet’s insolation can be compared to the insolation of a planet with an eccentric orbit. In both scenarios the planets receive varying amounts of flux throughout their year, which can drastically impact climate. However, the frequency of changing flux is twice

per orbit for gravity darkening versus once per orbit in eccentricity. Additionally, the effects of gravity darkening are chromatic (with the largest flux changes typically occurring in the near-ultraviolet), whereas eccentricity is achromatic. Gravity darkening likely plays a more significant role than eccentricity for the insolation of planets such as MASCARA-4 b because hot Jupiter orbits are typically nearly circular.

It is worth noting that the gravity-darkening effect on MASCARA-4 b is quite weak compared with many systems. For example, the hottest-known planet to date, KELT-9 b (Gaudi et al. 2017), orbits an oblate A0 star that likely varies by more than 1000 K between its poles and equator. KELT-9 b’s orbital configuration is very similar to MASCARA-4 b’s, but the gravity-darkening effect on KELT-9 b’s insolation is much stronger because its host star rotates much more rapidly. Similarly, Kepler-462 b (Ahlers et al. 2015) orbits a rapidly rotating star, and with an orbital period of 85 days, its response to gravity darkening is likely quite large because it goes through much longer exposures to the star’s hot poles and cool equator. While gravity darkening may not be all that impactful for MASCARA-4 b’s seasons, it likely has substantial effects on a large number of planets orbiting high-mass stars.

#### 4.3. Gravity Darkening versus Doppler Tomography

Gravity darkening and Doppler tomography complement each other in a number of ways. Both techniques constrain an exoplanet’s spin–orbit geometry, but do so in ways that work synergistically with one another. Dorval et al. (2019) previously analyzed MASCARA-4 b with Doppler tomography and we apply gravity darkening in this work, giving MASCARA-4 b one of the most robustly determined orbit geometries to date.

Gravity darkening is advantageous over Doppler tomography in three ways. First, gravity darkening constrains the true spin–orbit angle—an angle otherwise very difficult to obtain—by measuring both the host star’s projected obliquity and inclination. Second, it relies almost entirely on high-precision transit photometry, which space telescopes like *Kepler* and *TESS* provide in abundance. Third, it provides constraints on the host star’s rotation period, gravity-darkened surface, and oblateness. However, gravity darkening is computationally expensive and difficult to model, and has only been applied to a handful of planets. Previous works have struggled to resolve the interdependence between the gravity-darkening exponent (Equation (1)) and limb darkening. To date, this work marks only the third occurrence where gravity-darkening results are confirmed by Doppler tomography (Johnson et al. 2014; Masuda 2015; Zhou et al. 2019); further confirmation of gravity darkening would strengthen the model’s validity.

On the other hand, Doppler tomography is advantageous over gravity darkening in three ways. First, the approach is well understood and produces robust projected obliquity measurements. Second, it typically provides a tight constraint on the planet’s impact parameter, which can be difficult to obtain via transit photometry. Third, Doppler tomography easily distinguishes between a prograde and retrograde transit, which gravity darkening cannot do. In a prograde orbit, the planet first blocks light from the half of the star that rotates toward the observer, causing a net redshift. As the planet transits, it then covers the half of the star which orbits away from the observer, causing a net blueshift. This can be seen through cross-correlation functions of spectra taken during the transit as a



dark shadow moving from  $-v \sin(i)$  to  $+v \sin(i)$  of the star (Cegla et al. 2016). The exact opposite happens if the planet is retrograde. Cegla et al. (2016) provides an overview of Doppler tomography with its advantages and weaknesses.

The best method for characterizing a planet with both Doppler tomography and gravity darkening is therefore the approach adopted in Dorval et al. (2019) and this work: obtain constraints of projected obliquity (including prograde/retrograde transit orientation), impact parameter, and  $v \sin(i)$  via Doppler tomography, and then apply the gained knowledge as priors for gravity darkening. The combined approach yields a robust measurement of true spin-orbit angle with two independent measurements of the projected alignment, constraints on the host star's rotation period and asymmetry, and the bulk system parameters yielded from standard transit analysis.

#### 4.4. Future Work

MASCARA-4 b is a hot Jupiter in a 2.82 day polar orbit around a bright ( $V_{\text{mag}} = 8.19$ ) A3V star, making it an excellent target for further study via follow-up observations. While MASCARA-4 b is not in an environment quite as extreme as KELT-9 b, recent studies of KELT-9 b demonstrate just how exotic these ultra-hot Jupiters can be. For example, ground-based studies by Cauley et al. (2019) and Hoeijmakers et al. (2019) have revealed the presence of metals like magnesium, iron, titanium in the extended atmosphere of KELT-9 b. With a bright host star and a mass and radius similar to KELT-9 b, MASCARA-4 b is a promising target for similar atmospheric detections using both high-resolution ground-based spectrographs and space-based facilities like the *Hubble Space Telescope* and the *James Webb Space Telescope*. Atmospheric characterization of these misaligned ultra-hot Jupiters provides constraints on the composition of their atmospheres that may in turn reveal clues to their formation history.

In its primary mission, *TESS* is expected to observe approximately 397,000 stars of sufficient mass to be rapid rotators<sup>17</sup> and should find  $\sim 2000$  planets around A/F stars—many of which will have spin-orbit misaligned orbits (Barclay et al. 2018). Using MASCARA-4 b as a test case, we can estimate that a large fraction of these newly discovered planets will make excellent targets for the gravity-darkening technique. First, an estimated 92 of those planets' host stars will have a brighter *TESS* magnitude than HD 85628 ( $m_{\text{TESS}} = 8.047$ ). Second, approximately 530 of those *TESS* discoveries will be observed in more than one sector, yielding impressive photometric precision. Third, the gravity-darkening signal on HD 85628 is relatively weak due to its somewhat unimpressive rotation rate. Many newly discovered planets will transit host stars with significantly stronger gravity darkening, making the signal easier to detect. With gravity darkening easily detectable in MASCARA-4 b's transit light curve, it is reasonable to expect a prolific survey of gravity-darkened targets from *TESS*.

This paper includes data collected by the *TESS* mission, which are publicly available from the Mikulski Archive for Space Telescopes (MAST) and produced by the Science Processing Operations Center (SPOC) at NASA Ames Research Center (Jenkins et al. 2016). Funding for the *TESS* mission is provided by NASA's Science Mission directorate.

Resources supporting this work were provided by the NASA High-End Computing (HEC) Program through the NASA Advanced Supercomputing (NAS) Division at Ames Research Center for the production of the SPOC data products. J.P.A.'s research was supported by an appointment to the NASA Postdoctoral Program at the NASA Goddard Space Flight center, administered by Universities Space Research Association under contract with NASA. I.S. acknowledges funding from the European Research Council (ERC) under the European Union's Horizon 2020 research and innovation program under grant agreement No. 694513.

Facility: *TESS*.

#### ORCID iDs

John P. Ahlers  <https://orcid.org/0000-0003-2086-7712>  
 Roland Vanderspek  <https://orcid.org/0000-0001-6763-6562>  
 David Latham  <https://orcid.org/0000-0001-9911-7388>  
 Joshua Winn  <https://orcid.org/0000-0002-4265-047X>  
 Jon M. Jenkins  <https://orcid.org/0000-0002-4715-9460>

#### References

- Ahlers, J. P. 2016, *ApJ*, 832, 93  
 Ahlers, J. P., Barnes, J. W., & Barnes, R. 2015, *ApJ*, 814, 67  
 Ahlers, J. P., Barnes, J. W., Horvath, S. A., Myers, S. A., & Hedman, M. M. 2018, *A&A*, 615, A128  
 Ahlers, J. P., Barnes, J. W., & Myers, S. A. 2019, *AJ*, 158, 88  
 Ahlers, J. P., Seibert, S. A., & Barnes, J. W. 2014, *ApJ*, 786, 131  
 Barclay, T., Pepper, J., & Quintana, E. V. 2018, *ApJS*, 239, 2  
 Barnes, J. W. 2009, *ApJ*, 705, 683  
 Barnes, J. W., Ahlers, J. P., Seibert, S. A., & Relles, H. M. 2015, *ApJL*, 808, L38  
 Barnes, J. W., & Fortney, J. J. 2003, *ApJ*, 588, 545  
 Barnes, J. W., Linscott, E., & Shporer, A. 2011, *ApJ*, 197, 10  
 Barstow, J. K., Aigrain, S., Irwin, P. G., & Sing, D. K. 2016, *ApJ*, 834, 50  
 Bate, M., Lodato, G., & Pringle, J. 2010, *MNRAS*, 401, 1505  
 Batygin, K. 2012, *Natur*, 491, 418  
 Batygin, K., & Adams, F. C. 2013, *ApJ*, 778, 169  
 Brogi, M., De Kok, R., Albrecht, S., et al. 2016, *ApJ*, 817, 106  
 Cauley, P. W., Shkolnik, E. L., Ilyin, I., et al. 2019, *AJ*, 157, 69  
 Cegla, H., Lovis, C., Bourrier, V., et al. 2016, *A&A*, 588, A127  
 Charbonneau, D., Allen, L. E., Megeath, S. T., et al. 2005, *ApJ*, 626, 523  
 Che, X., Monnier, J., Zhao, M., et al. 2011, *ApJ*, 732, 68  
 Claret, A. 2017, *A&A*, 600, A30  
 Dawson, R. I. 2014, *ApJL*, 790, L31  
 Demory, B.-O., De Wit, J., Lewis, N., et al. 2013, *ApJL*, 776, L25  
 Demory, B.-O., Seager, S., Madhusudhan, N., et al. 2011, *ApJL*, 735, L12  
 Dorval, P., Talens, G., Otten, G., et al. 2019, arXiv:1904.02733  
 Fabrycky, D., & Tremaine, S. 2007, *ApJ*, 669, 1298  
 Feinstein, A. D., Montet, B. T., Foreman-Mackey, D., et al. 2019, *PASP*, 131, 094502  
 Fielding, D. B., McKee, C. F., Socrates, A., Cunningham, A. J., & Klein, R. I. 2015, *MNRAS*, 450, 3306  
 Gaudi, B. S., Stassun, K. G., Collins, K. A., et al. 2017, *Natur*, 546, 514  
 Hoeijmakers, H. J., Ehrenreich, D., Kitzmann, D., et al. 2019, *A&A*, 627, A165  
 Jenkins, J. M., Twicken, J. D., McCauliff, S., et al. 2016, *Proc. SPIE*, 9913, 99133E  
 Jensen, E. L., & Akeson, R. 2014, *Natur*, 511, 567  
 Johnson, M. C., Cochran, W. D., Albrecht, S., et al. 2014, *ApJ*, 790, 30  
 Jones, J., White, R. J., Boyajian, T., et al. 2015, *ApJ*, 813, 58  
 Kervella, P., Jankov, S., Vakili, F., et al. 2005, *A&A*, 442, 567  
 Komacek, T. D., Showman, A. P., & Tan, X. 2017, *ApJ*, 835, 198  
 Kraft, R. P. 1967, *ApJ*, 150, 551  
 Lai, D. 2014, *MNRAS*, 440, 3532  
 Lara, F. E., & Rieutord, M. 2011, *A&A*, 533, A43  
 Loudon, T., & Wheatley, P. J. 2015, *ApJL*, 814, L24  
 Maeder, A., & Meynet, G. 2000, *ARA&A*, 38, 143  
 Masuda, K. 2015, *ApJ*, 805, 28  
 Monnier, J. D., Zhao, M., Pedretti, E., et al. 2007, *Sci*, 317, 342  
 Morton, T. D., & Johnson, J. A. 2011, *ApJ*, 729, 138  
 Mustill, A. J., Davies, M. B., & Johansen, A. 2015, *ApJ*, 808, 14

<sup>17</sup> From the *TESS* Web Viewing Tool.

- Naoz, S., Farr, W. M., Lithwick, Y., Rasio, F. A., & Teysandier, J. 2011, *Natur*, **473**, 187
- Parmentier, V., Fortney, J. J., Showman, A. P., Morley, C., & Marley, M. S. 2016, *ApJ*, **828**, 22
- Peterson, D. M., Hummel, C., Pauls, T., et al. 2006, *Natur*, **440**, 896
- Petrovich, C. 2015, *ApJ*, **805**, 75
- Ricker, G. R., Winn, J. N., Vanderspek, R., et al. 2015, *JATIS*, **1**, 014003
- Rogers, T., Lin, D., McElwaine, J., & Lau, H. 2013, *ApJ*, **772**, 21
- Rogers, T. M., Lin, D. N. C., & Lau, H. H. B. 2012, *ApJL*, **758**, L6
- Schlaufman, K. C. 2010, *ApJ*, **719**, 602
- Snellen, I. A., De Kok, R. J., De Mooij, E. J., & Albrecht, S. 2010, *Natur*, **465**, 1049
- Socrates, A., Katz, B., Dong, S., & Tremaine, S. 2012, *ApJ*, **750**, 106
- Storch, N. I., Anderson, K. R., & Lai, D. 2014, *Sci*, **345**, 1317
- Szabó, G. M., Pál, A., Derekas, A., et al. 2012, *MNRAS*, **421**, L122
- Von Zeipel, H. 1924, *MNRAS*, **84**, 665
- Winn, J. N., Fabrycky, D., Albrecht, S., & Johnson, J. A. 2010, *ApJL*, **718**, L145
- Zanazzi, J., & Lai, D. 2018, *MNRAS*, **477**, 5207
- Zhao, M., Monnier, J., Pedretti, E., et al. 2009, *ApJ*, **701**, 209
- Zhou, G., Huang, C., Bakos, G., et al. 2019, *AJ*, **158**, 141