

MIT Open Access Articles

*A search for pair production of new light bosons
decaying into muons in proton-proton collisions at 13 TeV*

The MIT Faculty has made this article openly available. **Please share**
how this access benefits you. Your story matters.

Citation: CMS Collaboration (Sirunyan, A.M., et al.), "A search for pair production of new light bosons decaying into muons in proton-proton collisions at 13 TeV." Physics Letters B 796 (Sept. 2019): p. 131-54 doi 10.1016/J.PHYSLETB.2019.07.013 ©2019 Author(s)

As Published: 10.1016/J.PHYSLETB.2019.07.013

Publisher: Elsevier BV

Persistent URL: <https://hdl.handle.net/1721.1/125024>

Version: Final published version: final published article, as it appeared in a journal, conference proceedings, or other formally published context

Terms of use: Creative Commons Attribution 4.0 International license





A search for pair production of new light bosons decaying into muons in proton-proton collisions at 13 TeV



The CMS Collaboration ^{*}

CERN, Switzerland

ARTICLE INFO

Article history:

Received 2 December 2018
 Received in revised form 28 June 2019
 Accepted 4 July 2019
 Available online 10 July 2019
 Editor: M. Doser

Keywords:

CMS
 New light boson
 Supersymmetry
 Hidden sector
 Dark photon
 Muon

ABSTRACT

A search for new light bosons decaying into muon pairs is presented using a data sample corresponding to an integrated luminosity of 35.9 fb^{-1} of proton-proton collisions at a center-of-mass energy $\sqrt{s} = 13 \text{ TeV}$, collected with the CMS detector at the CERN LHC. The search is model independent, only requiring the pair production of a new light boson and its subsequent decay to a pair of muons. No significant deviation from the predicted background is observed. A model independent limit is set on the product of the production cross section times branching fraction to dimuons squared times acceptance as a function of new light boson mass. This limit varies between 0.15 and 0.39 fb over a range of new light boson masses from 0.25 to 8.5 GeV. It is then interpreted in the context of the next-to-minimal supersymmetric standard model and a dark supersymmetry model that allows for nonnegligible light boson lifetimes. In both cases, there is significant improvement over previously published limits.

© 2019 The Author(s). Published by Elsevier B.V. This is an open access article under the CC BY license (<http://creativecommons.org/licenses/by/4.0/>). Funded by SCOAP³.

1. Introduction

The standard model (SM) is known to give an incomplete description of particle physics and a number of extensions of the SM predict the existence of new light bosons [1–3]. In this Letter, we present a model independent search for the pair production of a light boson that decays into a pair of muons. A simple example of pair production in proton-proton (pp) collisions is $pp \rightarrow h \rightarrow 2a + X \rightarrow 4\mu + X$, where h is a Higgs boson (either SM or non-SM), a is the new light neutral boson, and X are spectator particles that are predicted in several models [4]. While production via the h boson is possible, it is not required in the search presented here: the only requirement is that a pair of identical light bosons are created at a common vertex and each light boson subsequently decays to a pair of muons. These muon pairs are referred to as “dimuons”; the dimuon and new light boson production vertices are allowed to be displaced. The generic nature of this signature means that any limit set on the product of the cross section, branching fraction to dimuons squared, and acceptance is

model independent; it can thus be reinterpreted in the context of specific models.

We develop a set of search criteria intended to minimize background events while remaining model independent. Two different classes of benchmark models are used to design the analysis and to verify that the results are actually model independent: the next-to-minimal supersymmetric standard model (NMSSM) [1,5–12] and supersymmetry (SUSY) models with hidden sectors (dark SUSY) [3, 13,14]. In the NMSSM benchmark models, two of the three charge parity (CP) even neutral Higgs bosons h_1 or h_2 can decay to one of the two CP odd neutral Higgs bosons via $h_{1,2} \rightarrow 2a_1$. The light boson a_1 subsequently decays to a pair of oppositely charged muons; this is equivalent to $\mathcal{B}(a_1 \rightarrow 2\mu)$. In the dark SUSY benchmark models, the breaking of a new $U(1)_D$ symmetry (where the subscript “D” means “Dark”) gives rise to a massive dark photon γ_D . This dark photon can couple to SM particles via a small kinetic mixing parameter ε with SM photons. The lifetime, and thus the displacement, of the dark photon is dependent upon ε and the mass of the dark photon m_{γ_D} . The signal topologies investigated feature an SM-like Higgs boson h that decays via $h \rightarrow 2n_1$, where n_1 is the lightest non-dark neutralino. Both of the n_1 then decay via $n_1 \rightarrow n_D + \gamma_D$, where n_D is a dark neutralino that is undetected. The dark photon γ_D decays to a pair of oppositely charged muons.

^{*} E-mail address: cms-publication-committee-chair@cern.ch.

This analysis contributes to an existing body of experimental work in the search for new light bosons. Previous searches at the LHC for $h \rightarrow 2a$ include 4μ [15–18], 4τ [19], 4ℓ [20,21], $4\ell/4\pi$ [22], $4\ell/8\ell$ [23], $4b$ [24,25], 4γ [26], $2b\ 2\tau$ [27], $2\mu\ 2\tau$ [28], and $6q$ [29] final states. A more thorough description of the NMSSM and dark SUSY models, their empirical and theoretical motivations, and constraints for their search set by previous experiments is included in Refs. [15] and [18].

The search presented in this Letter includes several improvements compared to the previous results published by the CMS Collaboration on light boson pair production decaying to muons given in Ref. [15]. The data used for this analysis correspond to an integrated luminosity of 35.9fb^{-1} of pp collisions at 13 TeV, compared to 20.7fb^{-1} at 8 TeV. While no dedicated analysis is performed targeting nonprompt decays, a new trigger with increased sensitivity to signatures with displaced vertices was implemented and the present search is also sensitive to signatures of this kind. The muon trigger uses reconstruction algorithms that do not rely on a primary vertex constraint for the track fit. In addition, no cut is applied on the displacement of the muon vertex with respect to the primary vertex. Improvements were made to the CMS detector since Ref. [15]. Additional resistive plate chambers (RPCs) and cathode strip chambers (CSCs) in the outer layer of the CMS endcap muon system were installed along with improved readout electronics for the innermost CSCs. There is an upgraded hardware trigger that includes improved algorithms for the assignment of transverse momentum to muon candidates. There is also a new software trigger algorithm that uses three muons instead of two and does not require the muons to come from the interaction point. These changes are discussed in detail in Refs. [30,31]. These changes have led to improved detection sensitivity and a greater coverage of model parameter space. The analysis criteria were modified to improve the detection sensitivity and allow greater coverage of model parameter space as compared to Ref. [15]. For the NMSSM benchmark models, this is a search for a_1 with a mass between 0.25 and 3.55 GeV. For the benchmark dark SUSY models, this is a search for γ_D with a mass ranging from 0.25 to 8.5 GeV and lifetime up to $c\tau_{\gamma_D} = 100\text{mm}$. The motivation for the values of these model parameters is given in Section 4.

2. The CMS detector

The central feature of the CMS apparatus is a superconducting solenoid of 6 m internal diameter, providing a magnetic field of 3.8 T. Within the solenoid volume are a silicon pixel and strip tracker, a lead tungstate crystal electromagnetic calorimeter, and a brass and scintillator hadron calorimeter, each composed of a barrel and two endcap sections. Forward calorimeters extend the pseudorapidity (η) coverage provided by the barrel and endcap detectors. Muons are detected in gas-ionization chambers embedded in the steel flux-return yoke outside the solenoid.

Muons are measured in the range $|\eta| < 2.4$, with detection planes made using three technologies: drift tubes, cathode strip chambers, and resistive plate chambers. For muons with $p_T > 20\text{GeV}$ the single muon trigger efficiency exceeds 90% over the full η range, and the efficiency to reconstruct and identify muons is greater than 96%. Matching muons to tracks measured in the silicon tracker results in a relative transverse momentum resolution, for muons with p_T up to 100 GeV, of 1% in the barrel and 3% in the endcaps. The p_T resolution in the barrel is better than 7% for muons with p_T up to 1 TeV [30].

Events of interest are selected using a two-tiered trigger system [32]. The first level (L1), composed of custom hardware processors, uses information from the calorimeters and muon detectors to select events at a rate of around 100 kHz within a time

interval of less than $4\mu\text{s}$. The second level, known as the high-level trigger (HLT), consists of a farm of processors running a version of the full event reconstruction software optimized for fast processing, and reduces the event rate below 1 kHz before data storage.

A more detailed description of the CMS detector, together with definitions of the coordinate system used and the relevant kinematic variables, can be found in Ref. [33].

3. Data selection

The data were collected with a trigger that uses muon reconstruction algorithms that have an efficiency greater than 80% up to the maximum vertex displacement (98 mm) studied in this analysis [34]. This maximum vertex displacement is motivated in Section 4. The HLT is seeded by requiring the presence of two muons selected by the L1 trigger in an event, the leading muon with $p_T > 12\text{GeV}$, the subleading muon with $p_T > 5\text{GeV}$, and both satisfying $|\eta| < 2.4$. Events that later pass the HLT are required to have at least three reconstructed muons: one with $p_T > 15\text{GeV}$ and $|\eta| < 2.4$, the other two with $p_T > 5\text{GeV}$ and $|\eta| < 2.4$. The final state particles in the events are reconstructed using the particle-flow (PF) algorithm which performs a global fit that combines information from each subdetector [35].

The offline event selection in this analysis requires events to have a primary vertex reconstructed using a Kalman filtering (KF) technique [36]. In addition, each event contains at least four muons, reconstructed with the PF algorithm, and identified as muons either by the PF algorithm itself or by using additional information from the calorimeter and muon systems. Each muon is required to have $p_T > 8\text{GeV}$ and $|\eta| < 2.4$. At least one muon must be a “high- p_T ” muon, i.e., it must be found in the barrel region ($|\eta| < 0.9$) and must have $p_T > 17\text{GeV}$ in order to ensure that the trigger reconstruction has high efficiency and has no dependence on η .

Dimuons are constructed from pairs of oppositely charged muons that share a common vertex, reconstructed using a KF technique, and must have an invariant mass $m_{(\mu\mu)}$ less than 9 GeV. This restriction ensures that there is no contribution to the SM background from the Z boson decays nor the Y meson system. These muons pairs must not have any muons in common with one another. Exactly two dimuons must be present in each event. A dimuon that contains a high- p_T muon is called a “high- p_T dimuon”. When only one high- p_T muon is present in the event, the high- p_T dimuon is denoted as $(\mu\mu)_1$, while the other is denoted as $(\mu\mu)_2$. When both dimuons have at least one high- p_T muon, the dimuons are labeled randomly to prevent a bias in kinematic distributions. Single muons not included in dimuons are called “orphan” muons. No requirement is applied on the number of orphan muons. Each reconstructed dimuon must contain at least one muon that has at least one hit that is recorded by a layer of the pixel system. This requirement preserves the high reconstruction efficiency for our signal benchmark models. The dimuons are required to originate from the same primary vertex, $|z_{(\mu\mu)_1} - z_{(\mu\mu)_2}| < 0.1\text{cm}$, where $z_{(\mu\mu)}$ is the z position of the secondary vertex associated with the dimuon propagated back to the beamline along the dimuon direction vector. Furthermore, each dimuon must be sufficiently isolated. The dimuon isolation $I_{(\mu\mu)}$ is calculated as the p_T sum of charged-particle tracks with $p_T > 0.5\text{GeV}$ in the vicinity of the dimuon within $\Delta R < 0.4$ and $|z_{\text{track}} - z_{(\mu\mu)}| < 0.1\text{cm}$. Here, ΔR is defined in terms of the track separation in η and azimuthal angle (ϕ , in radians) as $\Delta R = \sqrt{(\Delta\eta)^2 + (\Delta\phi)^2}$, while z_{track} is defined as the z coordinate of the point of closest approach to the primary vertex along the beam axis. Tracks included in the dimuon reconstruction are excluded from the isolation calculation. The total isolation sum must

be less than 2 GeV. Since the dimuons are expected to originate from the same type of light bosons, the dimuon masses should be consistent with each other to within five times the detector resolution. This requirement carves out a signal region (SR) in the two-dimensional plane of the dimuon invariant masses $m_{(\mu\mu)_1}$ and $m_{(\mu\mu)_2}$. The signal region is illustrated in Fig. 1 (left).

4. Signal modeling

The pp collisions at $\sqrt{s} = 13\text{TeV}$ are simulated for samples in each of the two benchmark models, NMSSM and dark SUSY. The parton distribution functions (PDFs) are modeled using NNPDF2.3LO [37]. The underlying event activity at the LHC and jet fragmentation is modeled with the Monte Carlo (MC) event generator PYTHIA [38] using the “CUETP8M1” tune [39]. Specifically, PYTHIA 8.212 is used for NMSSM and PYTHIA 8.205 for the dark SUSY models. In each model, only Higgs boson production via gluon-gluon (gg) fusion is considered. A single mass point is also generated through vector boson fusion (VBF) and associated vector boson production (VH) to determine their contribution to the $h_2 \rightarrow 2a_1$ rate; this is included in a simplified reference scenario discussed later.

In the case of the NMSSM, a simulated Higgs boson, either h_1 or h_2 (generically denoted by $h_{1,2}$), is forced to decay to a pair of light bosons a_1 . Each a_1 subsequently decays to a pair of oppositely charged muons. Since the $h_{1,2}$ in $h_{1,2} \rightarrow 2a_1$ might not be the observed SM Higgs boson [40–42], mass values of $m_{h_{1,2}}$ between 90 and 150 GeV are simulated. This range is motivated by constraints set by the relic density measurements from WMAP [43] and Planck [44], as well as searches at LEP [45–50]. The light boson mass is simulated to vary between 0.25 and 3.55 GeV, or approximately $2m_\mu$ and $2m_\tau$, as motivated in Ref. [51].

In the case of dark SUSY, production of SM Higgs bosons is simulated with the MC matrix-element generator MADGRAPH 4.5.2 [52] at leading order. The non-SM decay of the Higgs bosons is modeled using the BRIDGE 2.24 program [53]. Higgs bosons are forced to decay to a pair of SUSY neutralinos n_1 via $h \rightarrow 2n_1$. Each SUSY neutralino in turn decays to a dark photon and a dark neutralino via $n_1 \rightarrow n_D + \gamma_D$. The dark neutralino mass m_{n_D} is set to 1 GeV; they are considered stable and thus escape detection. We set the dark photons to decay to a pair of oppositely charged muons 100% of the time, $\gamma_D \rightarrow \mu^- \mu^+$. Only signal events are generated because these MC generated events are used to determine the effect of the selection criteria on the signal. The Higgs boson and n_1 masses are fixed to 125 and 10 GeV, respectively. Dark photon masses m_{γ_D} are simulated between 0.25 and 8.5 GeV. The upper value was chosen such that any observed peak will be fully below the 9 GeV limit described in Section 3. Since dark photons interact weakly with SM particles, their decay width is negligible compared to the resolution in the dimuon mass spectrum. Muon displacement is modeled with an exponential distribution with $c\tau_{\gamma_D}$ between 0 and 100 mm. All MC generated events are run through the full CMS simulation based on GEANT4 [54] and reconstructed with the same algorithms that are used for data.

One of the key features of this analysis is the model independence of the results. This is confirmed by verifying that the ratio of the full reconstruction efficiency ϵ_{full} over the generator level acceptance α_{gen} is independent of the signal model. The signal acceptance is defined as the fraction of MC-generated events that pass the generator level selection criteria. The criteria are as follows: at least four muons in each event with $p_T > 8\text{GeV}$ and $|\eta| < 2.4$, at least one muon with $p_T > 17\text{GeV}$ and $|\eta| < 0.9$, and both light bosons must have a transverse decay length $L_{xy} < 9.8\text{cm}$ and longitudinal decay length $|L_z| < 46.5\text{cm}$. The upper limits on L_{xy} and $|L_z|$ correspond to the dimensions of the outer layer of the

CMS pixel system and define the volume in which a new light boson decay can be observed in this analysis. The parameter ϵ_{full} is defined as the fraction of MC-generated events that pass the trigger and full offline selection described above. The insensitivity to the model used is displayed in Table 1.

Scale factors are determined to correct for the differences between observed data and simulated samples. Corrections for the identification and isolation of muons and isolation of dimuons are measured using $Z \rightarrow \mu^- \mu^+$ and $J/\psi \rightarrow \mu^- \mu^+$ samples using a “tag-and-probe” technique [55]; the samples used are events from simulated data and from observed data control regions enriched in events from the aforementioned SM processes. All muons in these samples are required to have $p_T > 8\text{GeV}$, the “tag” muon is required to be a loose muon as described in Ref. [30], while the “probe” muon criteria vary according to the variable under study. Corrections for the trigger efficiency are calculated using $WZ \rightarrow 3\mu$ and $t\bar{t}Z \rightarrow 3\mu$ events in simulated samples and in control data samples enriched with those processes. The control data samples are selected using a missing transverse energy requirement such that the control data sample is primarily composed of events that are different from those in the data sample used in this analysis.

A scale factor per event obtained from the efficiency seen in data, ϵ_{data} , compared to the efficiency seen in MC generated data, ϵ_{sim} , is determined to be $\epsilon_{\text{data}}/\epsilon_{\text{sim}} = 0.93 \pm 0.06(\text{stat})$.

5. Background estimation

The selection criteria described in Section 3 are effective at reducing and eliminating most SM backgrounds with similar topology to our signal. As a result, this analysis is expected to have a very small background contribution in the SR. Three SM backgrounds are found to be nonnegligible and are presented here: bottom quark pair production ($b\bar{b}$), prompt double J/ψ meson decays, and electroweak production of four muons. Contributions from Y mesons are also considered; they are found to be negligible below the 8.5 GeV upper bound on the mass of the new light boson. Cosmic ray backgrounds are negligible. The total background contribution in the SR is estimated to be $7.95 \pm 1.12(\text{stat}) \pm 1.45(\text{syst})$ events; the contributions from each process are described below.

5.1. The $b\bar{b}$ background

The largest background, $b\bar{b}$ production, is dominated by events in which both b quarks decay to $\mu^- \mu^+ + X$ or decay through low-mass meson resonances such as ω , ρ , ϕ , J/ψ , and $\psi(2S)$. The J/ψ meson decay contribution considered in this background is non-prompt; the prompt J/ψ meson decay contribution is discussed in Section 5.2. A minor contribution comes from events with charged particle tracks misidentified as muons. A two-dimensional template $S(m_{(\mu\mu)_1}, m_{(\mu\mu)_2})$ is constructed in the plane of the two dimuon invariant masses and used to estimate the contribution to the SM background from $b\bar{b}$ decays. The template is constructed as follows.

First, a $b\bar{b}$ -enriched control sample is selected from events with similar kinematic properties as the signal events, but not included in the SR. Events are required to pass the signal trigger and have exactly three muons. One of these muons must have $p_T > 17\text{GeV}$ within $|\eta| < 0.9$, while the other two have $p_T > 8\text{GeV}$ within $|\eta| < 2.4$. In addition, the control sample selection requires a good primary vertex, exactly one dimuon, and one orphan muon. The longitudinal distance between the projections of the dimuon trajectory starting from its vertex and the orphan muon track back to the beam axis, $\Delta z((\mu\mu), \mu_{\text{orphan}})$ must have an absolute value of less than 0.1 cm. The dimuon is required to have at least one hit

Table 1

The full reconstruction efficiency over signal acceptance $\epsilon_{\text{full}}/\alpha_{\text{gen}}$ in % for several representative signal NMSSM (upper) and dark SUSY benchmark models (lower). All uncertainties are statistical.

m_{h_1} [GeV]	90	100	110	125	150
m_{a_1} [GeV]	2	0.5	3	1	0.75
ϵ_{full} [%]	8.85 ± 0.06	13.23 ± 0.08	11.96 ± 0.07	14.68 ± 0.08	18.48 ± 0.09
α_{gen} [%]	13.93 ± 0.08	20.47 ± 0.09	19.24 ± 0.09	23.59 ± 0.10	29.93 ± 0.10
$\epsilon_{\text{full}}/\alpha_{\text{gen}}$ [%]	63.52 ± 0.29	64.62 ± 0.24	62.19 ± 0.25	62.23 ± 0.22	61.73 ± 0.20

m_{γ_0} [GeV]	0.25			8.5		
$c\tau_{\gamma_0}$ [mm]	0	1	5	0	2	20
ϵ_{full} [%]	9.12 ± 0.21	1.72 ± 0.06	0.12 ± 0.01	12.78 ± 0.12	12.25 ± 0.06	3.61 ± 0.02
α_{gen} [%]	13.52 ± 0.25	2.85 ± 0.07	0.20 ± 0.01	20.49 ± 0.14	20.05 ± 0.08	6.16 ± 0.03
$\epsilon_{\text{full}}/\alpha_{\text{gen}}$ [%]	67.47 ± 0.91	60.2 ± 1.3	58.39 ± 2.0	62.36 ± 0.38	61.10 ± 0.21	58.70 ± 0.24

in the pixel system as explained in Section 3. Finally, the dimuon isolation value cannot be higher than 2 GeV.

Next, two one-dimensional templates, $S_I(m_{(\mu\mu)})$ and $S_{II}(m_{(\mu\mu)})$, are obtained from the $b\bar{b}$ -enriched events. In the case of $S_I(m_{(\mu\mu)})$, at least one high- p_T muon is contained in the dimuon. In the case of $S_{II}(m_{(\mu\mu)})$, the high- p_T muon is the orphan muon and the dimuon may or may not contain another high- p_T muon. This procedure ensures that kinematic differences between signal events that have exactly two high- p_T dimuons or just one high- p_T dimuon are taken into account. Each distribution is fitted with a shape comprised of a Gaussian distribution for each light meson resonance, a double-sided Crystal Ball function [56] for the J/ψ meson signal peak, and a set of sixth-degree Bernstein polynomials for the bulk background shape. The template $S(m_{(\mu\mu)_1}, m_{(\mu\mu)_2})$ is obtained as $S_I(m_{(\mu\mu)_1}) \otimes S_{II}(m_{(\mu\mu)_2})$, where \otimes represents the Cartesian product.

Finally, the two-dimensional template is normalized in the dimuon-dimuon mass space from 0.25 to 8.5 GeV. The template is represented as a function of $m_{(\mu\mu)_1}$ and $m_{(\mu\mu)_2}$ in Fig. 1 (left) by a gray scale. The SR defined in Section 3 is outlined by dashed lines. The region of the mass space outside the SR represent the control region for the $b\bar{b}$ background. The ratio between the integral of the template in the SR A_{SR} and the control region A_{CR} is calculated to be $R = A_{\text{SR}}/A_{\text{CR}} = 0.1444/0.8556$. The same figure also shows the 43 events found in the data that pass all selection criteria except for the $m_{(\mu\mu)_1} \simeq m_{(\mu\mu)_2}$ requirement and thus fall outside the SR. The number of $b\bar{b}$ events in the SR is then estimated to be $(43 \pm \sqrt{43})R = 7.26 \pm 1.11$ (stat).

This method of estimating the $b\bar{b}$ contribution to background events is further validated by repeating the procedure for different dimuon isolation values (5, 10, 50 GeV) and without any isolation. The $b\bar{b}$ event yield is stable in the SR within 20%, which is assigned as a systematic uncertainty.

5.2. Prompt double J/ψ meson background

Two mechanisms contribute to prompt double J/ψ meson production: single parton scattering (SPS) and double parton scattering (DPS); these processes have been measured by CMS and ATLAS [57,58]. They can mimic the signal process when each J/ψ meson decays to a pair of muons. The prompt double J/ψ meson decay background is estimated with a method that uses both experimental and simulated data. In a control sample of experimental data, the prompt and nonprompt double J/ψ meson decay contributions are separated using the matrix method (also called the “ABCD” method [59]). The prompt contribution is then extrapolated into the SR. Double J/ψ meson events are selected with a trigger dedicated to bottom quark physics. Each event is required to have at least four muons with $p_T > 3.5$ GeV within $|\eta| < 2.4$. No high- p_T muon is required. Events must have exactly two dimuons,

with labels $(\mu\mu)_1$ or $(\mu\mu)_2$ assigned randomly. The dimuon isolation follows the same definition as in Section 3. The kinematic properties of SPS and DPS events are studied using MC simulation. These events are generated using PYTHIA 8.212 and HERWIG 2.7.1 [60]. The variable with the best SPS–DPS separation power is found to be the absolute difference in rapidity between the two dimuons, $|\Delta y|$. To remove nonresonant muon pairs from the sample, the dimuon masses are required to be within 2.8 and 3.3 GeV. The ABCD method is then employed using the dimuon isolation values as uncorrelated variables in the plane $(I_{(\mu\mu)_1}, I_{(\mu\mu)_2})$. The maximum isolation on $(\mu\mu)_1$ and $(\mu\mu)_2$ is set to 12 GeV. Here, region “A” is the region bounded by $I_{(\mu\mu)_1,2} < 2$ GeV. Conversely, “B”, “C”, and “D” are nonisolated sideband regions used to extrapolate the nonprompt contribution into region “A”. The nonprompt $|\Delta y|$ distribution is determined from the sideband regions; this distribution is scaled to match the nonprompt contribution in region “A”. This is then subtracted from the $|\Delta y|$ distribution, leaving the prompt $|\Delta y|$ distribution in region “A”. To separate the prompt SPS from prompt DPS in data, a template distribution $f_{\text{SPS}}|\Delta y_{\text{SPS}}| + (1 - f_{\text{SPS}})|\Delta y_{\text{DPS}}|$ is fitted to the corresponding $|\Delta y|$ distribution in data, where f_{SPS} and $1 - f_{\text{SPS}}$ are the fractions of prompt SPS and DPS events, respectively. Finally, this result is used to determine the number of events that are expected in the SR of our experimental data sample. The contribution of the prompt double J/ψ meson decay events in data passing the signal selections in Section 3 is calculated to be $N_{\text{data}}(\text{SR}) = 0.33 \pm 0.08$ (stat) ± 0.05 (syst).

5.3. Electroweak background

Electroweak production of four muons, $pp \rightarrow 4\mu$, is estimated using MC events generated with CALCHEP 3.6.25 [61]. The processes studied include $q\bar{q} \rightarrow ZZ^* \rightarrow 2\mu^-2\mu^+$ and $q\bar{q} \rightarrow Z \rightarrow \mu^-\mu^+$, where one of the muons radiates a second Z boson that decays to a $\mu^-\mu^+$ pair. Other electroweak processes, such as $pp \rightarrow h(125) \rightarrow ZZ^* \rightarrow 2\mu^-2\mu^+$, are determined to be negligible a priori and thus are not included. Based on the simulation, the electroweak background is found to be 0.36 ± 0.09 (stat). Unlike the prompt double J/ψ meson decay background, the electroweak background is not concentrated at any particular mass value; its contribution to any mass bin is negligible compared to the $b\bar{b}$ background. Consequently, these background events are neglected in any limit setting computation.

6. Systematic uncertainties

Both instrumental and theoretical sources of uncertainty are considered in this section. The leading source of instrumental uncertainty is the triple-muon trigger scale factor (6%). It is dominated by the statistical uncertainty in events in the control region used to measure the scale factor. Other sources of instrumental

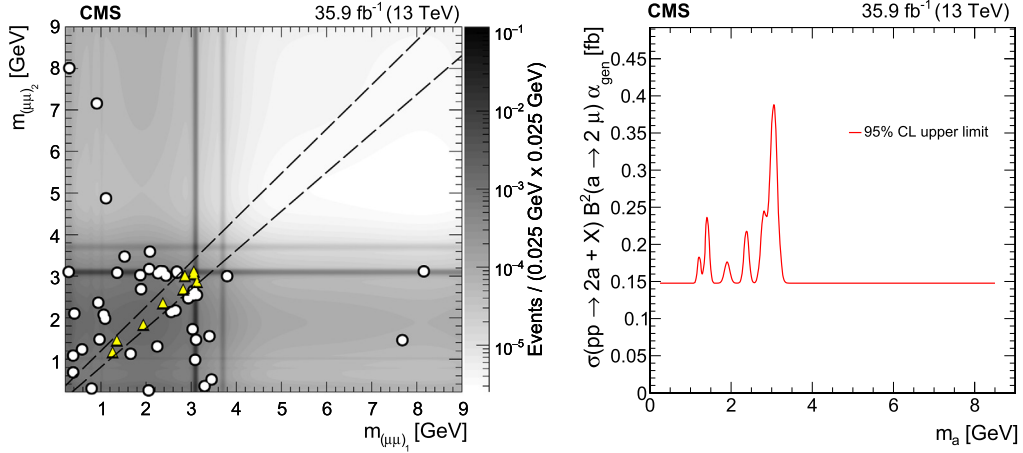


Fig. 1. Left: Distribution of the invariant masses $m_{(\mu\mu)_1}$ vs. $m_{(\mu\mu)_2}$ of the isolated dimuon systems; triangles represent data events passing all the selection criteria and falling in the SR $m_{(\mu\mu)_1} \simeq m_{(\mu\mu)_2}$ (outlined by dashed lines); white bullets represent data events that pass all selection criteria but fall outside the SR. The grayscale heatmap shows the normalized distribution of expected events in the $b\bar{b}$ background template. Right: The 95% CL upper limit set on $\sigma(pp \rightarrow 2a + X)\mathcal{B}^2(a \rightarrow 2\mu)\alpha_{\text{gen}}$ over the range $0.25 < m_a < 8.5$ GeV.

uncertainty include the uncertainty in the measurement of the integrated luminosity recorded by the CMS detector (2.5%) [62], the muon identification data-to-simulation scale factor (0.6% per muon for all simulated muons), the reconstruction of the dimuon in the tracker (1.2% per dimuon) and in the muon system (1.3% per dimuon) from spatially close muons, and the effect on the acceptance of the dimuon mass shape used to determine the width of the SR (1.5%). The uncertainty in the dimuon isolation and the contributions of extraneous pp collisions are determined to be negligible.

The theoretical uncertainties are dominated by the uncertainty in the PDFs, knowledge of the strong coupling constant α_s , and the renormalization (μ_R) and factorization (μ_F) scales. The PDF and α_s uncertainties are estimated using a technique that follows the PDF4LHC recommendations [63,64]. The uncertainty in the scale factors is determined by simultaneously varying μ_R and μ_F up and down by a factor of two using MCFM 8.0 [65]. The effect of PDF choice and PDF parameter variation upon the central values is also studied. When all previously described theoretical uncertainties are added in quadrature, the sum is 8%. The uncertainty in the branching fraction $\mathcal{B}(h \rightarrow 2a + X \rightarrow 4\mu + X)$ is taken to be 2% [42].

7. Results

After applying all selection criteria to the data sample, 9 events are found in the SR. Their distribution in $m_{(\mu\mu)_1}$ and $m_{(\mu\mu)_2}$ is shown in Fig. 1 (left). This result is consistent with the sum of all background estimates described in Section 5, which is found to be 7.95 ± 1.12 (stat) ± 1.45 (syst) events. A model independent 95% confidence level (CL) upper limit is set on the product of the production cross section times branching fraction to dimuons squared times acceptance. Limits are set using the CL_s method [66,67]. The test statistic used is based on the logarithm of the likelihood ratio [68]. The systematic uncertainties and their correlations have been accounted for by profiling the likelihood with respect to the nuisance parameters for each value of the signal strength s ; this results in the profile likelihood being a function only of s . The limit is shown as a function of m_a in Fig. 1 (right) over the range $0.25 < m_a < 8.5$ GeV; the limit varies between 0.15 and 0.39 fb. Neglecting the large peak in the upper limit at the J/ψ meson mass, the largest upper limit is 0.25 fb. This result can be interpreted in the context of specific models.

For the NMSSM scenario, the 95% CL upper limit is derived for $\sigma(pp \rightarrow h_{1,2} \rightarrow 2a_1)\mathcal{B}^2(a_1 \rightarrow 2\mu)$ as a function of $m_{h_{1,2}}$ for two choices of m_{a_1} as shown in Fig. 2 (left) and as a function of m_{a_1} for three choices of m_{h_1} as shown in Fig. 2 (right). Since the choice of m_{h_1} does not restrict m_{h_2} , we choose to set $\epsilon_{\text{full}}(m_{h_2}) = \epsilon_{\text{full}}(m_{h_1})$ to simplify the expression. This choice is conservative because $\epsilon_{\text{full}}(m_{h_2}) > \epsilon_{\text{full}}(m_{h_1})$ if $m_{h_2} > m_{h_1}$, for any m_{h_1} . In this simplified scenario, $\mathcal{B}(a_1 \rightarrow 2\mu)$ is a function of m_{h_1} as calculated in Ref. [51]. To facilitate comparison between the upper limits derived from this analysis and upper limits following from setting parameters in theoretical models, we include reference curves (solid line) in both Fig. 2 left and right. For both reference curves, the ratio of the vacuum expectation values of the Higgs doublets $\tan\beta$ is set to 20. We also set $\sigma(pp \rightarrow h_i) = \sigma_{\text{SM}}(m_{h_i})$ [69] and $\mathcal{B}(m_{h_i} \rightarrow 2a_1) = 0.3\%$ so that the resulting reference curves are similar to the upper limits that are determined from the yield of dimuon pair events observed in the data. In Fig. 2 (left), the reference curve is constructed with the assumption that $\mathcal{B}(a_1 \rightarrow 2\mu) = 7.7\%$ and $m_{a_1} \approx 2$ GeV. In the region where $m_{h_i} < 125$ GeV, m_{h_1} is the independent variable and it is assumed that m_{h_2} is the mass of the observed 125 GeV Higgs boson. In the region where $m_{h_i} > 125$ GeV, m_{h_2} is the independent variable and it is assumed that m_{h_1} is the observed Higgs boson mass. Compared to the upper limits shown in Refs. [15], Fig. 2 (left) represents an improvement of a factor of ≈ 1.5 for $m_{a_1} = 3.55$ GeV (dotted curve) and a factor of ≈ 3 for $m_{a_1} = 0.25$ GeV (dashed curve). In Fig. 2 (right), we present 95% CL upper limits as functions of m_{a_1} in the NMSSM scenario on $\sigma(pp \rightarrow h_i \rightarrow 2a_1)\mathcal{B}^2(a_1 \rightarrow 2\mu)$ with $m_{h_1} = 90$ GeV (dashed curve), $m_{h_1} = 125$ GeV (dash-dotted curve), and $m_{h_2} = 150$ GeV (dotted curve). It is assumed that all contributions come from either h_1 or h_2 ; there is no case in which both h_1 and h_2 decay to the a_1 . The sharp inflections in the reference curve are due to the fact that $\mathcal{B}(a_1 \rightarrow 2\mu)$ is affected by the $a_1 \rightarrow s\bar{s}$ and $a_1 \rightarrow gg$ channels [51]. As m_{h_1} crosses the internal quark loop thresholds, $\mathcal{B}(a_1 \rightarrow gg)$ changes rapidly, giving rise to structures in $\mathcal{B}(a_1 \rightarrow 2\mu)$ at these values of m_{h_1} .

For the dark SUSY scenario, a 90% CL upper limit is set on the product of the Higgs boson production cross section and the branching fractions of the Higgs boson (cascade) decay to a pair of dark photons. The limit set by this experimental search is presented in Fig. 3 as areas excluded in a two-dimensional plane of ϵ and m_{γ_D} . Also included in Fig. 3 are limits from other experimental searches [22,23,70–84]. For both this search and the ATLAS

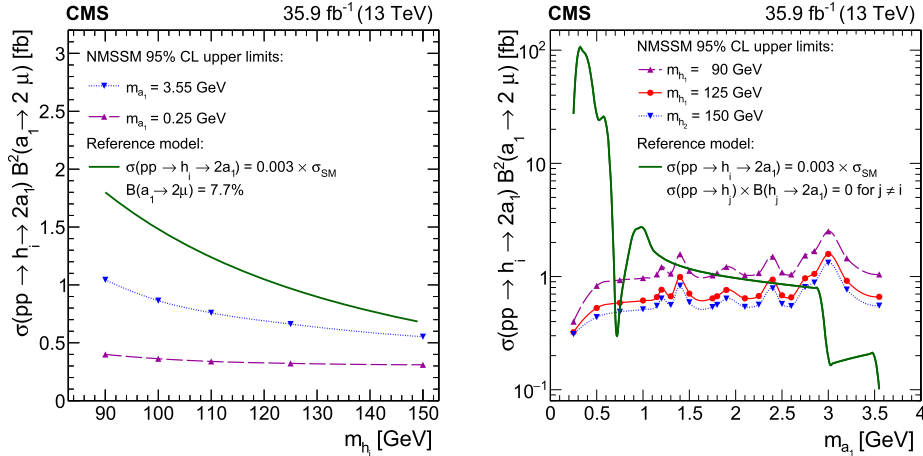


Fig. 2. Left: The limits are compared to a representative model (solid curve) obtained using the simplified scenario described in the text. The figure is separated into two regions: $m_{h_1} = m_{h_2} < 125$ GeV with $m_{h_2} = 125$ GeV, and $m_{h_1} = 125$ GeV with $m_{h_2} = m_{h_1} > 125$ GeV. Right: These limits are compared to a representative model (solid curve) from the simplified scenario described in the text. The simplified scenario includes gg -fusion, VBF, and VH production modes.

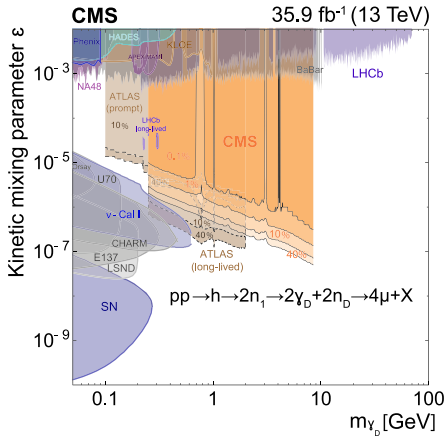


Fig. 3. The 90% CL upper limits (black solid curves) from this search as interpreted in the dark SUSY scenario, where the process is $pp \rightarrow h \rightarrow 2n_1 \rightarrow 2\gamma_D + 2n_D \rightarrow 4\mu + X$, with $m_{n_1} = 10$ GeV, and $m_{n_D} = 1$ GeV. The limits are presented in the plane of the parameters (ϵ and m_{γ_D}). Constraints from other experiments [22,23,70–84] showing their 90% CL exclusion contours are also presented. The colored contours for the CMS and ATLAS limits represent different values of $\mathcal{B}(h \rightarrow 2\gamma_D + X)$ that range from 0.1 to 40%.

searches, limits are shown for values of $\mathcal{B}(h \rightarrow 2\gamma_D + X)$ in the range 0.1–40%. It should be noted that the 40% value is excluded by the latest results on the branching fraction of the Higgs boson decay to invisible particles [85]. It serves merely for a comparison with limits obtained in a previous version of this search [15]. The kinetic mixing parameter ϵ , the mass of the dark photon m_{γ_D} , and the lifetime of the dark photon τ_{γ_D} are related via an analytic function $f(m_{\gamma_D})$ that is solely dependent on the dark photon mass [86]; namely, $\tau_{\gamma_D}(\epsilon, m_{\gamma_D}) = \epsilon^{-2} f(m_{\gamma_D})$. The lifetime of the dark photon is allowed to vary from 0 to 100 mm and m_{γ_D} can range from 0.25 to 8.5 GeV. Because of the extensions in the ranges of these parameters, this search constrains a large and previously unexplored area in the ϵ and m_{γ_D} parameter space. The limits on ϵ presented in this Letter improve on those in Ref. [15] by a factor of approximately 2.5.

8. Summary

A search for pairs of new light bosons that subsequently decay to pairs of oppositely charged muons is presented. This search is developed in the context of a Higgs boson decay, $h \rightarrow 2a +$

$X \rightarrow 4\mu + X$ and is performed on a data sample collected by the Compact Muon Solenoid experiment in 2016 that corresponds to an integrated luminosity of 35.9 fb^{-1} proton-proton collisions at 13 TeV. This data set is larger and collected at a higher center-of-mass energy than the previous CMS search [15]. Additionally, both the mass range of the light boson a and the maximum possible displacement of its decay vertex are extended compared to the previous version of this analysis. Nine events are observed in the signal region (SR), with 7.95 ± 1.12 (stat) ± 1.45 (syst) events expected from the standard model (SM) backgrounds. The distribution of events in the SR is consistent with SM expectations. A model independent 95% confidence level upper limit on the product of the production cross section times branching fraction to dimuons squared times acceptance is set over the mass range $0.25 < m_a < 8.5$ GeV and is found to vary between 0.15 and 0.39 fb. This model independent limit is then interpreted in the context of dark supersymmetry (dark SUSY) with nonnegligible light boson lifetimes of up to $c\tau_{\gamma_D} = 100$ mm and in the context of the next-to-minimal supersymmetric standard model (NMSSM). For the dark SUSY interpretation, the upper bound of m_{γ_D} was increased from 2 to 8.5 GeV and the excluded ϵ was improved by a factor of approximately 2.5. In the NMSSM, the 95% CL upper limit was improved by a factor of ≈ 1.5 (3) for $m_{a_1} = 3.55$ (0.25) GeV over previously published limits.

Acknowledgements

We congratulate our colleagues in the CERN accelerator departments for the excellent performance of the LHC and thank the technical and administrative staffs at CERN and at other CMS institutes for their contributions to the success of the CMS effort. In addition, we gratefully acknowledge the computing centers and personnel of the Worldwide LHC Computing Grid for delivering so effectively the computing infrastructure essential to our analyses. Finally, we acknowledge the enduring support for the construction and operation of the LHC and the CMS detector provided by the following funding agencies: BMBWF and FWF (Austria); FNRS and FWO (Belgium); CNPq, CAPES, FAPERJ, FAPERGS, and FAPESP (Brazil); MES (Bulgaria); CERN; CAS, MOST, and NSFC (China); COLCIENCIAS (Colombia); MSES and CSF (Croatia); RPF (Cyprus); SENESCYT (Ecuador); MoER, ERC IUT, and ERDF (Estonia); Academy of Finland, MEC, and HIP (Finland); CEA and CNRS/IN2P3 (France); BMBF, DFG, and HGF (Germany); GSRT (Greece); NKFI (Hungary); DAE and DST (India); IPM (Iran); SFI (Ireland); INFN (Italy);

MSIP and NRF (Republic of Korea); MES (Latvia); LAS (Lithuania); MOE and UM (Malaysia); BUAP, CINVESTAV, CONACYT, LNS, SEP, and UASLP-FAI (Mexico); MOS (Montenegro); MBIE (New Zealand); PAEC (Pakistan); MSHE and NSC (Poland); FCT (Portugal); JINR (Dubna); MON, ROSATOM, RAS, RFBR, and NRC KI (Russia); MESTD (Serbia); SEIDI, CPAN, PCTI, and FEDER (Spain); MoSTR (Sri Lanka); Swiss Funding Agencies (Switzerland); MST (Taipei); ThEPCenter, IPST, STAR, and NSTDA (Thailand); TUBITAK and TAEK (Turkey); NASU and SFFR (Ukraine); STFC (United Kingdom); DOE and NSF (USA).

Individuals have received support from the Marie-Curie program and the European Research Council and Horizon 2020 Grant, contract No. 675440 (European Union); the Leventis Foundation; the A. P. Sloan Foundation; the Alexander von Humboldt Foundation; the Belgian Federal Science Policy Office; the Fonds pour la Formation à la Recherche dans l'Industrie et dans l'Agriculture (FRIA-Belgium); the Agentschap voor Innovatie door Wetenschap en Technologie (IWT-Belgium); the F.R.S.-FNRS and FWO (Belgium) under the "Excellence of Science - EOS" - be.h project n. 30820817; the Ministry of Education, Youth and Sports (MEYS) of the Czech Republic; the Lendület ("Momentum") Program and the János Bolyai Research Scholarship of the Hungarian Academy of Sciences, the New National Excellence Program ÚNKP, the NKFI research grants 123842, 123959, 124845, 124850 and 125105 (Hungary); the Council of Science and Industrial Research, India; the HOMING PLUS program of the Foundation for Polish Science, cofinanced from European Union, Regional Development Fund, the Mobility Plus program of the Ministry of Science and Higher Education, the National Science Center (Poland), contracts Harmonia 2014/14/M/ST2/00428, Opus 2014/13/B/ST2/02543, 2014/15/B/ST2/03998, and 2015/19/B/ST2/02861, Sonata-bis 2012/07/E/ST2/01406; the National Priorities Research Program by Qatar National Research Fund; the Programa Estatal de Fomento de la Investigación Científica y Técnica de Excelencia María de Maeztu, grant MDM-2015-0509 and the Programa Severo Ochoa del Principado de Asturias; the Thalís and Aristeia programs cofinanced by EU-ESF and the Greek NSRF; the Rachadapisek Sompot Fund for Postdoctoral Fellowship, Chulalongkorn University and the Chulalongkorn Academic into Its 2nd Century Project Advancement Project (Thailand); the Welch Foundation, contract C-1845; and the Weston Havens Foundation (USA).

References

- [1] M. Maniatis, The next-to-minimal supersymmetric extension of the standard model reviewed, *Int. J. Mod. Phys. A* 25 (2010) 3505, <https://doi.org/10.1142/S0217751X10049827>, arXiv:0906.0777.
- [2] L.D. Duffy, K. van Bibber, Axions as dark matter particles, *New J. Phys.* 11 (2009) 105008, <https://doi.org/10.1088/1367-2630/11/10/105008>, arXiv:0904.3346 [hep-ph].
- [3] N. Arkani-Hamed, D.P. Finkbeiner, T.R. Slatyer, N. Weiner, A theory of dark matter, *Phys. Rev. D* 79 (2009) 015014, <https://doi.org/10.1103/PhysRevD.79.015014>, arXiv:0810.0713.
- [4] A. Belyaev, J. Pivarski, A. Safonov, S. Senkin, A. Tatarinov, LHC discovery potential of the lightest NMSSM Higgs boson in the $h_1 \rightarrow a_1 a_1 \rightarrow 4\mu$ channel, *Phys. Rev. D* 81 (2010) 075021, <https://doi.org/10.1103/PhysRevD.81.075021>, arXiv:1002.1956 [hep-ph].
- [5] P. Fayet, Supergauge invariant extension of the Higgs mechanism and a model for the electron and its neutrino, *Nucl. Phys. B* 90 (1975) 104, [https://doi.org/10.1016/0550-3213\(75\)90636-7](https://doi.org/10.1016/0550-3213(75)90636-7).
- [6] R.K. Kaul, P. Majumdar, Cancellation of quadratically divergent mass corrections in globally supersymmetric spontaneously broken gauge theories, *Nucl. Phys. B* 199 (1982) 36, [https://doi.org/10.1016/0550-3213\(82\)90565-X](https://doi.org/10.1016/0550-3213(82)90565-X).
- [7] R. Barbieri, S. Ferrara, C.A. Savoy, Gauge models with spontaneously broken local supersymmetry, *Phys. Lett. B* 119 (1982) 343, [https://doi.org/10.1016/0370-2693\(82\)90685-2](https://doi.org/10.1016/0370-2693(82)90685-2).
- [8] H.P. Nilles, M. Srednicki, D. Wyler, Weak interaction breakdown induced by supergravity, *Phys. Lett.* 120 (1983) 346, [https://doi.org/10.1016/0370-2693\(83\)90460-4](https://doi.org/10.1016/0370-2693(83)90460-4).
- [9] J.M. Frere, D.R.T. Jones, S. Raby, Fermion masses and induction of the weak scale by supergravity, *Nucl. Phys. B* 222 (1983) 11, [https://doi.org/10.1016/0550-3213\(83\)90606-5](https://doi.org/10.1016/0550-3213(83)90606-5).
- [10] J.P. Derendinger, C.A. Savoy, Quantum effects and $SU(2) \times U(1)$ breaking in supergravity gauge theories, *Nucl. Phys. B* 237 (1984) 307, [https://doi.org/10.1016/0550-3213\(84\)90162-7](https://doi.org/10.1016/0550-3213(84)90162-7).
- [11] M. Drees, Supersymmetric models with extended Higgs sector, *Int. J. Mod. Phys. A* 4 (1989) 3635, <https://doi.org/10.1142/S0217751X89001448>.
- [12] U. Ellwanger, C. Hugonie, A.M. Teixeira, The next-to-minimal supersymmetric standard model, *Phys. Rep.* 496 (2010) 1, <https://doi.org/10.1016/j.physrep.2010.07.001>, arXiv:0910.1785.
- [13] M. Baumgart, C. Cheung, J.T. Ruderman, L.-T. Wang, I. Yavin, Non-Abelian dark sectors and their collider signatures, *J. High Energy Phys.* 04 (2009) 014, <https://doi.org/10.1088/1126-6708/2009/04/014>, arXiv:0901.0283.
- [14] A. Falkowski, J.T. Ruderman, T. Volansky, J. Zupan, Hidden Higgs decaying to lepton jets, *J. High Energy Phys.* 05 (2010) 077, [https://doi.org/10.1007/JHEP05\(2010\)077](https://doi.org/10.1007/JHEP05(2010)077), arXiv:1002.2952.
- [15] CMS Collaboration, A search for pair production of new light bosons decaying into muons, *Phys. Lett. B* 752 (2016) 146, <https://doi.org/10.1016/j.physletb.2015.10.067>, arXiv:1506.00424.
- [16] G. Aad, et al., ATLAS, Search for displaced muonic lepton jets from light Higgs boson decay in proton-proton collisions at $\sqrt{s} = 7$ TeV with the ATLAS detector, *Phys. Lett. B* 721 (2013) 32, <https://doi.org/10.1016/j.physletb.2013.02.058>, arXiv:1210.0435.
- [17] CMS Collaboration, Search for light resonances decaying into pairs of muons as a signal of new physics, *J. High Energy Phys.* 07 (2011) 98, [https://doi.org/10.1007/JHEP07\(2011\)098](https://doi.org/10.1007/JHEP07(2011)098), arXiv:1106.2375.
- [18] CMS Collaboration, Search for a non-standard-model Higgs boson decaying to a pair of new light bosons in four-muon final states, *Phys. Lett. B* 726 (2013) 564, <https://doi.org/10.1016/j.physletb.2013.09.009>, arXiv:1210.7619.
- [19] CMS Collaboration, Search for a very light NMSSM Higgs boson produced in decays of the 125 GeV scalar boson and decaying into τ leptons in pp collisions at $\sqrt{s} = 8$ TeV, *J. High Energy Phys.* 01 (2016) 079, [https://doi.org/10.1007/JHEP01\(2016\)079](https://doi.org/10.1007/JHEP01(2016)079), arXiv:1510.06534.
- [20] ATLAS Collaboration, Search for new light gauge bosons in Higgs boson decays to four-lepton final states in pp collisions at $\sqrt{s} = 8$ TeV with the ATLAS detector at the LHC, *Phys. Rev. D* 92 (2015) 092001, <https://doi.org/10.1103/PhysRevD.92.092001>, arXiv:1505.07645.
- [21] ATLAS Collaboration, Search for Higgs boson decays to beyond-the-standard-model light bosons in four-lepton events with the ATLAS detector at $\sqrt{s} = 13$ TeV, *J. High Energy Phys.* 06 (2018) 166, [https://doi.org/10.1007/JHEP06\(2018\)166](https://doi.org/10.1007/JHEP06(2018)166), arXiv:1802.03388.
- [22] G. Aad, et al., ATLAS, Search for long-lived neutral particles decaying into lepton jets in proton-proton collisions at $\sqrt{s} = 8$ TeV with the ATLAS detector, *J. High Energy Phys.* 11 (2014) 88, [https://doi.org/10.1007/JHEP11\(2014\)088](https://doi.org/10.1007/JHEP11(2014)088), arXiv:1409.0746.
- [23] ATLAS Collaboration, A search for prompt lepton-jets in pp collisions at $\sqrt{s} = 8$ TeV with the ATLAS detector, *J. High Energy Phys.* 02 (2016) 062, [https://doi.org/10.1007/JHEP02\(2016\)062](https://doi.org/10.1007/JHEP02(2016)062), arXiv:1511.05542.
- [24] ATLAS Collaboration, Search for the Higgs boson produced in association with a W boson and decaying to four b-quarks via two spin-zero particles in pp collisions at 13 TeV with the ATLAS detector, *Eur. Phys. J. C* 76 (2016) 605, <https://doi.org/10.1140/epjc/s10052-016-4418-9>, arXiv:1606.08391.
- [25] ATLAS Collaboration, Search for the Higgs boson produced in association with a vector boson and decaying into two spin-zero particles in the $H \rightarrow aa \rightarrow 4b$ channel in pp collisions at $\sqrt{s} = 13$ TeV with the ATLAS detector, *J. High Energy Phys.* 10 (2018) 031, [https://doi.org/10.1007/JHEP10\(2018\)031](https://doi.org/10.1007/JHEP10(2018)031), arXiv:1806.07355.
- [26] ATLAS Collaboration, Search for new phenomena in events with at least three photons collected in pp collisions at $\sqrt{s} = 8$ TeV with the ATLAS detector, *Eur. Phys. J. C* 76 (2016) 210, <https://doi.org/10.1140/epjc/s10052-016-4034-8>, arXiv:1509.05051.
- [27] CMS Collaboration, Search for the exotic decay of the Higgs boson to a pair of light pseudoscalars in the final state with two b quarks and two τ leptons, *Phys. Lett. B* 785 (2018) 462, <https://doi.org/10.1016/j.physletb.2018.08.057>, arXiv:1805.10191.
- [28] CMS Collaboration, Search for an exotic decay of the Higgs boson to a pair of light pseudoscalars in the final state of two muons and two τ leptons at $\sqrt{s} = 13$ TeV, *J. High Energy Phys.* 11 (2018) 018, [https://doi.org/10.1007/JHEP11\(2018\)018](https://doi.org/10.1007/JHEP11(2018)018), arXiv:1805.04865.
- [29] LHCb Collaboration, Search for Higgs-like bosons decaying into long-lived exotic particles, *Eur. Phys. J. C* 76 (2016) 664, <https://doi.org/10.1140/epjc/s10052-016-4489-7>, arXiv:1609.03124.
- [30] CMS Collaboration, Performance of the CMS muon detector and muon reconstruction with proton-proton collisions at $\sqrt{s} = 13$ TeV, *J. Instrum.* 13 (2018) P06015, <https://doi.org/10.1088/1748-0221/13/06/P06015>, arXiv:1804.04528.
- [31] CMS Collaboration, CMS Technical Design Report for the Level-1 Trigger Upgrade, Technical Report CERN-LHCC-2013-011. CMS-TDR-12, 2013, <https://cds.cern.ch/record/1556311>.

- [32] CMS Collaboration, The CMS trigger system, *J. Instrum.* 12 (2017) P01020, <https://doi.org/10.1088/1748-0221/12/01/P01020>, arXiv:1609.02366.
- [33] CMS Collaboration, The CMS experiment at the CERN LHC, *J. Instrum.* 3 (2008) S08004, <https://doi.org/10.1088/1748-0221/3/08/S08004>.
- [34] CMS Collaboration, The CMS muon system in Run 2: preparation, status and first results, in: *EPS-HEP Proceedings, EPS-HEP2015*, 2015, arXiv:1510.05424.
- [35] CMS Collaboration, Particle-flow reconstruction and global event description with the CMS detector, *J. Instrum.* 12 (2017) P10003, <https://doi.org/10.1088/1748-0221/12/10/P10003>, arXiv:1706.04965.
- [36] CMS Collaboration, Description and performance of track and primary-vertex reconstruction with the CMS tracker, *J. Instrum.* 9 (2014) P10009, <https://doi.org/10.1088/1748-0221/9/10/P10009>, arXiv:1405.6569.
- [37] R.D. Ball, V. Bertone, S. Carrazza, L. Del Debbio, S. Forte, A. Guffanti, N.P. Hartland, J. Rojo, NNPDF, Parton distributions with QED corrections, *Nucl. Phys. B* 877 (2013) 290, <https://doi.org/10.1016/j.nuclphysb.2013.10.010>, arXiv:1308.0598.
- [38] T. Sjöstrand, S. Ask, J.R. Christiansen, R. Corke, N. Desai, P. Ilten, S. Mrenna, S. Prestel, C.O. Rasmussen, P.Z. Skands, An introduction to PYTHIA 8.2, *Comput. Phys. Commun.* 191 (2015) 159, <https://doi.org/10.1016/j.cpc.2015.01.024>, arXiv:1410.3012.
- [39] CMS Collaboration, Event generator tunes obtained from underlying event and multiparton scattering measurements, *Eur. Phys. J. C* 76 (2016) 155, <https://doi.org/10.1140/epjc/s10052-016-3988-x>, arXiv:1512.00815.
- [40] ATLAS Collaboration, Observation of a new particle in the search for the standard model Higgs boson with the ATLAS detector at the LHC, *Phys. Lett. B* 716 (2012) 1, <https://doi.org/10.1016/j.physletb.2012.08.020>, arXiv:1207.7214.
- [41] CMS Collaboration, Observation of a new boson at a mass of 125 GeV with the CMS experiment at the LHC, *Phys. Lett. B* 716 (2012) 30, <https://doi.org/10.1016/j.physletb.2012.08.021>, arXiv:1207.7235.
- [42] CMS Collaboration, Observation of a new boson with mass near 125 GeV in pp collisions at $\sqrt{s} = 7$ and 8 TeV, *J. High Energy Phys.* 06 (2013) 081, [https://doi.org/10.1007/JHEP06\(2013\)081](https://doi.org/10.1007/JHEP06(2013)081), arXiv:1303.4571.
- [43] G. Hinshaw, et al., WMAP, Nine-year Wilkinson microwave anisotropy probe (WMAP) observations: cosmological parameter results, *Astrophys. J. Suppl.* 208 (2013) 19, <https://doi.org/10.1088/0067-0049/208/2/19>, arXiv:1212.5226.
- [44] P.A.R. Ade, et al., Planck, Planck 2013 results. XVI. Cosmological parameters, *Astron. Astrophys.* 571 (2013) A16, <https://doi.org/10.1051/0004-6361/201321591>, arXiv:1303.5076, 2014.
- [45] G. Abbiendi, et al., OPAL, Decay mode independent searches for new scalar bosons with the OPAL detector at LEP, *Eur. Phys. J. C* 27 (2003) 311, <https://doi.org/10.1140/epjc/s2002-01115-1>, arXiv:hep-ex/0206022.
- [46] G. Abbiendi, et al., OPAL, Search for a low mass CP-odd Higgs boson in e^+e^- collisions with the OPAL detector at LEP-2, *Eur. Phys. J. C* 27 (2003) 483, <https://doi.org/10.1140/epjc/s2003-01139-y>, arXiv:hep-ex/0209068.
- [47] S. Schael, et al., ALEPH, DELPHI, L3, OPAL, LEP Working Group for Higgs Boson Searches, Search for neutral MSSM Higgs bosons at LEP, *Eur. Phys. J. C* 47 (2006) 547, <https://doi.org/10.1140/epjc/s2006-02569-7>, arXiv:hep-ex/0602042.
- [48] G. Abbiendi, et al., OPAL, Search for neutral Higgs boson in CP-conserving and CP-violating MSSM scenarios, *Eur. Phys. J. C* 37 (2004) 49, <https://doi.org/10.1140/epjc/s2004-01962-6>, arXiv:hep-ex/0406057.
- [49] J. Abdallah, et al., DELPHI, Searches for neutral Higgs bosons in extended models, *Eur. Phys. J. C* 38 (2004) 1, <https://doi.org/10.1140/epjc/s2004-02011-4>, arXiv:hep-ex/0410017.
- [50] S. Schael, et al., ALEPH, Search for neutral Higgs bosons decaying into four taus at LEP2, *J. High Energy Phys.* 05 (2010) 049, [https://doi.org/10.1007/JHEP05\(2010\)049](https://doi.org/10.1007/JHEP05(2010)049), arXiv:1003.0705.
- [51] R. Dermisek, J.F. Guion, New constraints on a light CP-odd Higgs boson and related NMSSM ideal Higgs scenarios, *Phys. Rev. D* 81 (2010) 075003, <https://doi.org/10.1103/PhysRevD.81.075003>, arXiv:1002.1971.
- [52] J. Alwall, P. Demin, S. de Visscher, R. Frederix, M. Herquet, F. Maltoni, T. Plehn, D.L. Rainwater, T. Stelzer, MadGraph/MadEvent v4: the new web generation, *J. High Energy Phys.* 09 (2007) 028, <https://doi.org/10.1088/1126-6708/2007/09/028>, arXiv:0706.2334.
- [53] P. Meade, M. Reece, BRIDGE: branching ratio inquiry / decay generated events, arXiv:hep-ph/0703031, 2007.
- [54] S. Agostinelli, et al., GEANT4, GEANT4—a simulation toolkit, *Nucl. Instrum. Methods A* 506 (2003) 250, [https://doi.org/10.1016/S0168-9002\(03\)01368-8](https://doi.org/10.1016/S0168-9002(03)01368-8).
- [55] CMS Collaboration, Measurements of inclusive W and Z cross sections in pp collisions at $\sqrt{s} = 7$ TeV, *J. High Energy Phys.* 01 (2011) 080, [https://doi.org/10.1007/JHEP01\(2011\)080](https://doi.org/10.1007/JHEP01(2011)080), arXiv:1012.2466.
- [56] M. Oreglia, A Study of the Reactions $\psi' \rightarrow \gamma\gamma\psi$, Ph.D. thesis, SLAC, 1980, <http://www-public.slac.stanford.edu/sciDoc/docMeta.aspx?slacPubNumber=slac-r-236.html>, SLAC-R-236.
- [57] CMS Collaboration, Measurement of prompt J/ψ pair production in pp collisions at $\sqrt{s} = 7$ TeV, *J. High Energy Phys.* 09 (2014) 094, [https://doi.org/10.1007/JHEP09\(2014\)094](https://doi.org/10.1007/JHEP09(2014)094), arXiv:1406.0484.
- [58] ATLAS Collaboration, Measurement of the prompt J/ψ pair production cross-section in pp collisions at $\sqrt{s} = 8$ TeV with the ATLAS detector, *Eur. Phys. J. C* 77 (2017) 76, <https://doi.org/10.1140/epjc/s10052-017-4644-9>, arXiv:1612.02950.
- [59] CMS Collaboration, Search for supersymmetry in pp collisions at $\sqrt{s} = 13$ TeV in the single-lepton final state using the sum of masses of large-radius jets, *J. High Energy Phys.* 08 (2016) 122, [https://doi.org/10.1007/JHEP08\(2016\)122](https://doi.org/10.1007/JHEP08(2016)122), arXiv:1605.04608v2.
- [60] M. Bahr, S. Gieseke, M.A. Gigg, D. Grellscheid, K. Hamilton, O. Latunde-Dada, S. Platzer, P. Richardson, M.H. Seymour, A. Sherstnev, J. Tully, B.R. Webber, Herwig++ physics and manual, *Eur. Phys. J. C* 58 (2008) 639, <https://doi.org/10.1140/epjc/s10052-008-0798-9>, arXiv:0803.0883.
- [61] A. Belyaev, N.D. Christensen, A. Pukhov, CalcHEP 3.4 for collider physics within and beyond the standard model, *Comput. Phys. Commun.* 184 (2013) 1729, <https://doi.org/10.1016/j.cpc.2013.01.014>, arXiv:1207.6082.
- [62] CMS Collaboration, CMS luminosity measurements for the 2016 data taking period, CMS Physics Analysis Summary CMS-PAS-LUM-17-001, <https://cds.cern.ch/record/2257069>, 2017.
- [63] J. Butterworth, et al., PDF4LHC recommendations for LHC Run II, *J. Phys. G* 43 (2016) 023001, <https://doi.org/10.1088/0954-3889/43/2/023001>, arXiv:1510.03865v2.
- [64] R.D. Ball, V. Bertone, S. Carrazza, C.S. Deans, L.D. Debbio, S. Forte, A. Guffanti, N.P. Hartland, J.I. Latorre, J. Rojo, M. Ubiali, Parton distributions with LHC data, *Nucl. Phys. B* 867 (2013) 244, <https://doi.org/10.1016/j.nuclphysb.2012.10.003>, arXiv:1207.1303.
- [65] J.M. Campbell, R.K. Ellis, Loops and legs in quantum field theory MCFM for the Tevatron and the LHC, *Nucl. Phys. B, Proc. Suppl.* 205 (2010) 10, <https://doi.org/10.1016/j.nuclphysbps.2010.08.011>, arXiv:1007.3492v1.
- [66] A.L. Read, Presentation of search results: the CL_s technique, in: *Durham IPPP Workshop: Advanced Statistical Techniques in Particle Physics, Durham, UK, 2002*, p. 2693, *J. Phys. G* 28 (2002) 2693.
- [67] T. Junk, Confidence level computation for combining searches with small statistics, *Nucl. Instrum. Methods A* 434 (1999) 435, [https://doi.org/10.1016/S0168-9002\(99\)00498-2](https://doi.org/10.1016/S0168-9002(99)00498-2), arXiv:hep-ex/9902006.
- [68] CMS Collaboration, Precise determination of the mass of the Higgs boson and tests of compatibility of its couplings with the standard model predictions using proton collisions at 7 and 8 TeV, *Eur. Phys. J. C* 75 (2015) 212, <https://doi.org/10.1140/epjc/s10052-015-3351-7>, arXiv:1412.8662.
- [69] LHC Higgs Cross Section Working Group, S. Dittmaier, et al., Handbook of LHC Higgs Cross Sections: 1. Inclusive Observables, CERN Report CERN-2011-002, 2011, <https://doi.org/10.5170/CERN-2011-002>, arXiv:1101.0593.
- [70] A. Adare, et al., PHENIX, Search for dark photons from neutral meson decays in p+p and d+Au collisions at $\sqrt{s_{NN}} = 200$ GeV, *Phys. Rev. C* 91 (2015) 031901, <https://doi.org/10.1103/PhysRevC.91.031901>, arXiv:1409.0851.
- [71] D. Babusci, et al., KLOE-2, Search for light vector boson production in $e^+e^- \rightarrow \mu^+\mu^-\gamma$ interactions with the KLOE experiment, *Phys. Lett. B* 736 (2014) 459, <https://doi.org/10.1016/j.physletb.2014.08.005>, arXiv:1404.7772.
- [72] A. Adare, et al., APEX, Search for a new gauge boson in electron-nucleus fixed-target scattering by the APEX experiment, *Phys. Rev. Lett.* 107 (2011) 191804, <https://doi.org/10.1103/PhysRevLett.107.191804>, arXiv:1108.2750.
- [73] H. Merkel, et al., A1, Search at the Mainz Microtron for light massive gauge bosons relevant for the muon $g - 2$ anomaly, *Phys. Rev. Lett.* 112 (2014) 221802, <https://doi.org/10.1103/PhysRevLett.112.221802>, arXiv:1404.5502.
- [74] G. Agakishiev, et al., HADES, Searching a dark photon with HADES, *Phys. Lett. B* 731 (2014) 265, <https://doi.org/10.1016/j.physletb.2014.02.035>, arXiv:1311.0216.
- [75] J.P. Lees, et al., BABAR, Search for a dark photon in e+e- collisions at BABAR, *Phys. Rev. Lett.* 113 (2014) 201801, <https://doi.org/10.1103/PhysRevLett.113.201801>, arXiv:1406.2980.
- [76] A. Fradette, M. Pospelov, J. Pradler, A. Ritz, Cosmological constraints on very dark photons, *Phys. Rev. D* 90 (2014) 035022, <https://doi.org/10.1103/PhysRevD.90.035022>, arXiv:1407.0993.
- [77] R. Essig, et al., Dark sectors and new, light, weakly coupled particles, arXiv:1311.0029, 2013.
- [78] J.B. Dent, F. Ferrer, L.M. Krauss, Constraints on light hidden sector gauge bosons from supernova cooling, arXiv:1201.2683, 2012.
- [79] H.K. Dreiner, J. Fortin, L.U.C. Hanhart, Supernova constraints on MeV dark sectors from e+ e- annihilations, *Phys. Rev. D* 89 (2014) 105015, <https://doi.org/10.1103/PhysRevD.89.105015>, arXiv:1310.3826.
- [80] J. Blümlein, J. Brunner, New exclusion limits for dark gauge forces from beam-dump data, *Phys. Lett. B* 701 (2011) 155, <https://doi.org/10.1016/j.physletb.2011.05.046>, arXiv:1104.2747.
- [81] R. Essig, R. Harnik, J. Kaplan, N. Toro, Discovering new light states at neutrino experiments, *Phys. Rev. D* 82 (2010) 113008, <https://doi.org/10.1103/PhysRevD.82.113008>, arXiv:1008.0636.
- [82] B. Batell, M. Pospelov, A. Ritz, Exploring portals to a hidden sector through fixed targets, *Phys. Rev. D* 80 (2009) 095024, <https://doi.org/10.1103/PhysRevD.80.095024>, arXiv:0906.5614.
- [83] S.N. Gninenko, Constraints on sub-GeV hidden sector gauge bosons from a search for heavy neutrino decays, *Phys. Lett. B* 713 (2012) 244, <https://doi.org/10.1016/j.physletb.2012.06.002>, arXiv:1204.3583.

- [84] LHCb Collaboration, Search for dark photons produced in 13 TeV pp collisions, Phys. Rev. Lett. 120 (2018) 061801, <https://doi.org/10.1103/PhysRevLett.120.061801>, arXiv:1710.02867.
- [85] CMS Collaboration, Searches for invisible decays of the Higgs boson in pp collisions at $\sqrt{s} = 7, 8,$ and 13 TeV, J. High Energy Phys. 2017 (2017) 135, [https://doi.org/10.1007/JHEP02\(2017\)135](https://doi.org/10.1007/JHEP02(2017)135).
- [86] B. Batell, M. Pospelov, A. Ritz, Probing a secluded U(1) at B-factories, Phys. Rev. D 79 (2009) 115008, <https://doi.org/10.1103/PhysRevD.79.115008>, arXiv:0903.0363.

The CMS Collaboration

A.M. Sirunyan, A. Tumasyan

Yerevan Physics Institute, Yerevan, Armenia

W. Adam, F. Ambroggi, E. Asilar, T. Bergauer, J. Brandstetter, M. Dragicevic, J. Erö, A. Escalante Del Valle, M. Flechl, R. Frühwirth¹, V.M. Ghete, J. Hrubec, M. Jeitler¹, N. Krammer, I. Krätschmer, D. Liko, T. Madlener, I. Mikulec, N. Rad, H. Rohringer, J. Schieck¹, R. Schöfbeck, M. Spanring, D. Spitzbart, W. Waltenberger, J. Wittmann, C.-E. Wulz¹, M. Zarucki

Institut für Hochenergiephysik, Wien, Austria

V. Chekhovsky, V. Mossolov, J. Suarez Gonzalez

Institute for Nuclear Problems, Minsk, Belarus

E.A. De Wolf, D. Di Croce, X. Janssen, J. Lauwers, M. Pieters, H. Van Haevermaet, P. Van Mechelen, N. Van Remortel

Universiteit Antwerpen, Antwerpen, Belgium

S. Abu Zeid, F. Blekman, J. D’Hondt, J. De Clercq, K. Deroover, G. Flouris, D. Lontkovskyi, S. Lowette, I. Marchesini, S. Moortgat, L. Moreels, Q. Python, K. Skovpen, S. Tavernier, W. Van Doninck, P. Van Mulders, I. Van Parijs

Vrije Universiteit Brussel, Brussel, Belgium

D. Beghin, B. Bilin, H. Brun, B. Clerbaux, G. De Lentdecker, H. Delannoy, B. Dorney, G. Fasanella, L. Favart, R. Goldouzian, A. Grebenyuk, A.K. Kalsi, T. Lenzi, J. Luetic, N. Postiau, E. Starling, L. Thomas, C. Vander Velde, P. Vanlaer, D. Vannerom, Q. Wang

Université Libre de Bruxelles, Bruxelles, Belgium

T. Cornelis, D. Dobur, A. Fagot, M. Gul, I. Khvastunov², D. Poyraz, C. Roskas, D. Trocino, M. Tytgat, W. Verbeke, B. Vermassen, M. Vit, N. Zaganidis

Ghent University, Ghent, Belgium

H. Bakhshiansohi, O. Bondu, S. Brochet, G. Bruno, C. Caputo, P. David, C. Delaere, M. Delcourt, A. Giammanco, G. Krintiras, V. Lemaître, A. Magitteri, K. Piotrkowski, A. Saggio, M. Vidal Marono, P. Vischia, S. Wertz, J. Zobec

Université Catholique de Louvain, Louvain-la-Neuve, Belgium

F.L. Alves, G.A. Alves, M. Correa Martins Junior, G. Correia Silva, C. Hensel, A. Moraes, M.E. Pol, P. Rebello Teles

Centro Brasileiro de Pesquisas Físicas, Rio de Janeiro, Brazil

E. Belchior Batista Das Chagas, W. Carvalho, J. Chinellato³, E. Coelho, E.M. Da Costa, G.G. Da Silveira⁴, D. De Jesus Damiao, C. De Oliveira Martins, S. Fonseca De Souza, H. Malbouisson, D. Matos Figueiredo, M. Melo De Almeida, C. Mora Herrera, L. Mundim, H. Nogima, W.L. Prado Da Silva, L.J. Sanchez Rosas,

A. Santoro, A. Sznajder, M. Thiel, E.J. Tonelli Manganote³, F. Torres Da Silva De Araujo, A. Vilela Pereira

Universidade do Estado do Rio de Janeiro, Rio de Janeiro, Brazil

S. Ahuja^a, C.A. Bernardes^a, L. Calligaris^a, T.R. Fernandez Perez Tomei^a, E.M. Gregores^b,
P.G. Mercadante^b, S.F. Novaes^a, Sandra S. Padula^a

^a *Universidade Estadual Paulista, São Paulo, Brazil*

^b *Universidade Federal do ABC, São Paulo, Brazil*

A. Aleksandrov, R. Hadjiiska, P. Iaydjiev, A. Marinov, M. Misheva, M. Rodozov, M. Shopova, G. Sultanov

Institute for Nuclear Research and Nuclear Energy, Bulgarian Academy of Sciences, Sofia, Bulgaria

A. Dimitrov, L. Litov, B. Pavlov, P. Petkov

University of Sofia, Sofia, Bulgaria

W. Fang⁵, X. Gao⁵, L. Yuan

Beihang University, Beijing, China

M. Ahmad, J.G. Bian, G.M. Chen, H.S. Chen, M. Chen, Y. Chen, C.H. Jiang, D. Leggat, H. Liao, Z. Liu,
S.M. Shaheen⁶, A. Spiezia, J. Tao, Z. Wang, E. Yazgan, H. Zhang, S. Zhang⁶, J. Zhao

Institute of High Energy Physics, Beijing, China

Y. Ban, G. Chen, A. Levin, J. Li, L. Li, Q. Li, Y. Mao, S.J. Qian, D. Wang

State Key Laboratory of Nuclear Physics and Technology, Peking University, Beijing, China

Y. Wang

Tsinghua University, Beijing, China

C. Avila, A. Cabrera, C.A. Carrillo Montoya, L.F. Chaparro Sierra, C. Florez, C.F. González Hernández,
M.A. Segura Delgado

Universidad de Los Andes, Bogota, Colombia

B. Courbon, N. Godinovic, D. Lelas, I. Puljak, T. Sculac

University of Split, Faculty of Electrical Engineering, Mechanical Engineering and Naval Architecture, Split, Croatia

Z. Antunovic, M. Kovac

University of Split, Faculty of Science, Split, Croatia

V. Brigljevic, D. Ferencek, K. Kadija, B. Mesic, A. Starodumov⁷, T. Susa

Institute Rudjer Boskovic, Zagreb, Croatia

M.W. Ather, A. Attikis, M. Kolosova, G. Mavromanolakis, J. Mousa, C. Nicolaou, F. Ptochos, P.A. Razis,
H. Rykaczewski

University of Cyprus, Nicosia, Cyprus

M. Finger⁸, M. Finger Jr.⁸

Charles University, Prague, Czech Republic

E. Ayala

Escuela Politécnica Nacional, Quito, Ecuador

E. Carrera Jarrin

Universidad San Francisco de Quito, Quito, Ecuador

H. Abdalla⁹, A.A. Abdelalim^{10,11}, A. Mohamed¹¹

Academy of Scientific Research and Technology of the Arab Republic of Egypt, Egyptian Network of High Energy Physics, Cairo, Egypt

S. Bhowmik, A. Carvalho Antunes De Oliveira, R.K. Dewanjee, K. Ehataht, M. Kadastik, M. Raidal, C. Veelken

National Institute of Chemical Physics and Biophysics, Tallinn, Estonia

P. Eerola, H. Kirschenmann, J. Pekkanen, M. Voutilainen

Department of Physics, University of Helsinki, Helsinki, Finland

J. Havukainen, J.K. Heikkilä, T. Järvinen, V. Karimäki, R. Kinnunen, T. Lampén, K. Lassila-Perini, S. Laurila, S. Lehti, T. Lindén, P. Luukka, T. Mäenpää, H. Siikonen, E. Tuominen, J. Tuominiemi

Helsinki Institute of Physics, Helsinki, Finland

T. Tuuva

Lappeenranta University of Technology, Lappeenranta, Finland

M. Besancon, F. Couderc, M. Dejardin, D. Denegri, J.L. Faure, F. Ferri, S. Ganjour, A. Givernaud, P. Gras, G. Hamel de Monchenault, P. Jarry, C. Leloup, E. Locci, J. Malcles, G. Negro, J. Rander, A. Rosowsky, M.Ö. Sahin, M. Titov

IRFU, CEA, Université Paris-Saclay, Gif-sur-Yvette, France

A. Abdulsalam¹², C. Amendola, I. Antropov, F. Beaudette, P. Busson, C. Charlot, R. Granier de Cassagnac, I. Kucher, A. Lobanov, J. Martin Blanco, C. Martin Perez, M. Nguyen, C. Ochando, G. Ortona, P. Paganini, P. Pigard, J. Rembser, R. Salerno, J.B. Sauvan, Y. Sirois, A.G. Stahl Leiton, A. Zabi, A. Zghiche

Laboratoire Leprince-Ringuet, Ecole polytechnique, CNRS/IN2P3, Université Paris-Saclay, Palaiseau, France

J.-L. Agram¹³, J. Andrea, D. Bloch, J.-M. Brom, E.C. Chabert, V. Cherepanov, C. Collard, E. Conte¹³, J.-C. Fontaine¹³, D. Gelé, U. Goerlach, M. Jansová, A.-C. Le Bihan, N. Tonon, P. Van Hove

Université de Strasbourg, CNRS, IPHC UMR 7178, Strasbourg, France

S. Gadrat

Centre de Calcul de l'Institut National de Physique Nucléaire et de Physique des Particules, CNRS/IN2P3, Villeurbanne, France

S. Beauceron, C. Bernet, G. Boudoul, N. Chanon, R. Chierici, D. Contardo, P. Depasse, H. El Mamouni, J. Fay, L. Finco, S. Gascon, M. Gouzevitch, G. Grenier, B. Ille, F. Lagarde, I.B. Laktineh, H. Lattaud, M. Lethuillier, L. Mirabito, S. Perries, A. Popov¹⁴, V. Sordini, G. Touquet, M. Vander Donckt, S. Viret

Université de Lyon, Université Claude Bernard Lyon 1, CNRS-IN2P3, Institut de Physique Nucléaire de Lyon, Villeurbanne, France

A. Khvedelidze⁸

Georgian Technical University, Tbilisi, Georgia

Z. Tsamalaidze⁸

Tbilisi State University, Tbilisi, Georgia

C. Autermann, L. Feld, M.K. Kiesel, K. Klein, M. Lipinski, M. Preuten, M.P. Rauch, C. Schomakers, J. Schulz, M. Teroerde, B. Wittmer

RWTH Aachen University, I. Physikalisches Institut, Aachen, Germany

A. Albert, D. Duchardt, M. Erdmann, S. Erdweg, T. Esch, R. Fischer, S. Ghosh, A. Güth, T. Hebbeker, C. Heidemann, K. Hoepfner, H. Keller, L. Mastrolorenzo, M. Merschmeyer, A. Meyer, P. Millet, S. Mukherjee, T. Pook, M. Radziej, H. Reithler, M. Rieger, A. Schmidt, D. Teyssier, S. Thüer

RWTH Aachen University, III. Physikalisches Institut A, Aachen, Germany

G. Flügge, O. Hlushchenko, T. Kress, T. Müller, A. Nehr Korn, A. Nowack, C. Pistone, O. Pooth, D. Roy, H. Sert, A. Stahl¹⁵

RWTH Aachen University, III. Physikalisches Institut B, Aachen, Germany

M. Aldaya Martin, T. Arndt, C. Asawatangtrakuldee, I. Babounikau, K. Beernaert, O. Behnke, U. Behrens, A. Bermúdez Martínez, D. Bertsche, A.A. Bin Anuar, K. Borras¹⁶, V. Botta, A. Campbell, P. Connor, C. Contreras-Campana, V. Danilov, A. De Wit, M.M. Defranchis, C. Diez Pardos, D. Domínguez Damiani, G. Eckerlin, T. Eichhorn, A. Elwood, E. Eren, E. Gallo¹⁷, A. Geiser, J.M. Grados Luyando, A. Grohsjean, M. Guthoff, M. Haranko, A. Harb, H. Jung, M. Kasemann, J. Keaveney, C. Kleinwort, J. Knolle, D. Krücker, W. Lange, A. Lelek, T. Lenz, J. Leonard, K. Lipka, W. Lohmann¹⁸, R. Mankel, I.-A. Melzer-Pellmann, A.B. Meyer, M. Meyer, M. Missiroli, J. Mnich, V. Myronenko, S.K. Pflitsch, D. Pitzl, A. Raspereza, P. Saxena, P. Schütze, C. Schwanenberger, R. Shevchenko, A. Singh, H. Tholen, O. Turkot, A. Vagnerini, G.P. Van Onsem, R. Walsh, Y. Wen, K. Wichmann, C. Wissing, O. Zenaiev

Deutsches Elektronen-Synchrotron, Hamburg, Germany

R. Aggleton, S. Bein, L. Benato, A. Benecke, V. Blobel, T. Dreyer, A. Ebrahimi, E. Garutti, D. Gonzalez, P. Gunnellini, J. Haller, A. Hinzmann, A. Karavdina, G. Kasieczka, R. Klanner, R. Kogler, N. Kovalchuk, S. Kurz, V. Kutzner, J. Lange, D. Marconi, J. Multhaupt, M. Niedziela, C.E.N. Niemeyer, D. Nowatschin, A. Perieanu, A. Reimers, O. Rieger, C. Scharf, P. Schleper, S. Schumann, J. Schwandt, J. Sonneveld, H. Stadie, G. Steinbrück, F.M. Stober, M. Stöver, B. Vormwald, I. Zoi

University of Hamburg, Hamburg, Germany

M. Akbiyik, C. Barth, M. Baselga, S. Baur, E. Butz, R. Caspart, T. Chwalek, F. Colombo, W. De Boer, A. Dierlamm, K. El Morabit, N. Faltermann, B. Freund, M. Giffels, M.A. Harrendorf, F. Hartmann¹⁵, S.M. Heindl, U. Husemann, I. Katkov¹⁴, S. Kudella, S. Mitra, M.U. Mozer, Th. Müller, M. Musich, M. Plagge, G. Quast, K. Rabbertz, M. Schröder, I. Shvetsov, H.J. Simonis, R. Ulrich, S. Wayand, M. Weber, T. Weiler, C. Wöhrmann, R. Wolf

Karlsruher Institut fuer Technologie, Karlsruhe, Germany

G. Anagnostou, G. Daskalakis, T. Geralis, A. Kyriakis, D. Loukas, G. Paspalaki

Institute of Nuclear and Particle Physics (INPP), NCSR Demokritos, Aghia Paraskevi, Greece

A. Agapitos, G. Karathanasis, P. Kontaxakis, A. Panagiotou, I. Papavergou, N. Saoulidou, E. Tziaferi, K. Vellidis

National and Kapodistrian University of Athens, Athens, Greece

K. Kousouris, I. Papakrivopoulos, G. Tsipolitis

National Technical University of Athens, Athens, Greece

I. Evangelou, C. Foudas, P. Giannelios, P. Katsoulis, P. Kokkas, S. Mallios, N. Manthos, I. Papadopoulos, E. Paradas, J. Strogas, F.A. Triantis, D. Tsitsonis

University of Ioánnina, Ioánnina, Greece

M. Bartók¹⁹, M. Csanad, N. Filipovic, P. Major, M.I. Nagy, G. Pasztor, O. Surányi, G.I. Veres

MTA-ELTE Lendület CMS Particle and Nuclear Physics Group, Eötvös Loránd University, Budapest, Hungary

G. Bencze, C. Hajdu, D. Horvath²⁰, Á. Hunyadi, F. Sikler, T.Á. Vámi, V. Veszpremi, G. Vesztergombi[†]

Wigner Research Centre for Physics, Budapest, Hungary

N. Beni, S. Czellar, J. Karancsi¹⁹, A. Makovec, J. Molnar, Z. Szillasi

Institute of Nuclear Research ATOMKI, Debrecen, Hungary

P. Raics, Z.L. Trocsanyi, B. Ujvari

Institute of Physics, University of Debrecen, Debrecen, Hungary

S. Choudhury, J.R. Komaragiri, P.C. Tiwari

Indian Institute of Science (IISc), Bangalore, India

S. Bahinipati²¹, C. Kar, P. Mal, K. Mandal, A. Nayak²², S. Roy Chowdhury, D.K. Sahoo²¹, S.K. Swain

National Institute of Science Education and Research, HBNI, Bhubaneswar, India

S. Bansal, S.B. Beri, V. Bhatnagar, S. Chauhan, R. Chawla, N. Dhingra, R. Gupta, A. Kaur, M. Kaur, S. Kaur, P. Kumari, M. Lohan, M. Meena, A. Mehta, K. Sandeep, S. Sharma, J.B. Singh, A.K. Viridi, G. Walia

Panjab University, Chandigarh, India

A. Bhardwaj, B.C. Choudhary, R.B. Garg, M. Gola, S. Keshri, Ashok Kumar, S. Malhotra, M. Naimuddin, P. Priyanka, K. Ranjan, Aashaq Shah, R. Sharma

University of Delhi, Delhi, India

R. Bhardwaj²³, M. Bharti²³, R. Bhattacharya, S. Bhattacharya, U. Bhawandeep²³, D. Bhowmik, S. Dey, S. Dutt²³, S. Dutta, S. Ghosh, K. Mondal, S. Nandan, A. Purohit, P.K. Rout, A. Roy, G. Saha, S. Sarkar, M. Sharan, B. Singh²³, S. Thakur²³

Saha Institute of Nuclear Physics, HBNI, Kolkata, India

P.K. Behera, A. Muhammad

Indian Institute of Technology Madras, Madras, India

R. Chudasama, D. Dutta, V. Jha, V. Kumar, D.K. Mishra, P.K. Netrakanti, L.M. Pant, P. Shukla

Bhabha Atomic Research Centre, Mumbai, India

T. Aziz, M.A. Bhat, S. Dugad, G.B. Mohanty, N. Sur, B. Sutar, Ravindra Kumar Verma

Tata Institute of Fundamental Research-A, Mumbai, India

S. Banerjee, S. Bhattacharya, S. Chatterjee, P. Das, M. Guchait, Sa. Jain, S. Karmakar, S. Kumar, M. Maity²⁴, G. Majumder, K. Mazumdar, N. Sahoo, T. Sarkar²⁴

Tata Institute of Fundamental Research-B, Mumbai, India

S. Chauhan, S. Dube, V. Hegde, A. Kapoor, K. Kotheekar, S. Pandey, A. Rane, A. Rastogi, S. Sharma

Indian Institute of Science Education and Research (IISER), Pune, India

S. Chenarani²⁵, E. Eskandari Tadavani, S.M. Etesami²⁵, M. Khakzad, M. Mohammadi Najafabadi, M. Naseri, F. Rezaei Hosseinabadi, B. Safarzadeh²⁶, M. Zeinali

Institute for Research in Fundamental Sciences (IPM), Tehran, Iran

M. Felcini, M. Grunewald

University College Dublin, Dublin, Ireland

M. Abbrescia^{a,b}, C. Calabria^{a,b}, A. Colaleo^a, D. Creanza^{a,c}, L. Cristella^{a,b}, N. De Filippis^{a,c}, M. De Palma^{a,b}, A. Di Florio^{a,b}, F. Errico^{a,b}, L. Fiore^a, A. Gelmi^{a,b}, G. Iaselli^{a,c}, M. Ince^{a,b}, S. Lezki^{a,b}, G. Maggi^{a,c}, M. Maggi^a, G. Miniello^{a,b}, S. My^{a,b}, S. Nuzzo^{a,b}, A. Pompili^{a,b}, G. Pugliese^{a,c}, R. Radogna^a, A. Ranieri^a, G. Selvaggi^{a,b}, A. Sharma^a, L. Silvestris^a, R. Venditti^a, P. Verwilligen^a

^a INFN Sezione di Bari, Bari, Italy

^b Università di Bari, Bari, Italy

^c Politecnico di Bari, Bari, Italy

G. Abbiendi^a, C. Battilana^{a,b}, D. Bonacorsi^{a,b}, L. Borgonovi^{a,b}, S. Braibant-Giacomelli^{a,b}, R. Campanini^{a,b}, P. Capiluppi^{a,b}, A. Castro^{a,b}, F.R. Cavallo^a, S.S. Chhibra^{a,b}, G. Codispoti^{a,b}, M. Cuffiani^{a,b}, G.M. Dallavalle^a, F. Fabbri^a, A. Fanfani^{a,b}, E. Fontanesi, P. Giacomelli^a, C. Grandi^a, L. Guiducci^{a,b}, F. Iemmi^{a,b}, S. Lo Meo^a, S. Marcellini^a, G. Masetti^a, A. Montanari^a, F.L. Navarria^{a,b}, A. Perrotta^a, F. Primavera^{a,b,15}, A.M. Rossi^{a,b}, T. Rovelli^{a,b}, G.P. Siroli^{a,b}, N. Tosi^a

^a INFN Sezione di Bologna, Bologna, Italy

^b Università di Bologna, Bologna, Italy

S. Albergo^{a,b}, A. Di Mattia^a, R. Potenza^{a,b}, A. Tricomi^{a,b}, C. Tuve^{a,b}

^a INFN Sezione di Catania, Catania, Italy

^b Università di Catania, Catania, Italy

G. Barbagli^a, K. Chatterjee^{a,b}, V. Ciulli^{a,b}, C. Civinini^a, R. D'Alessandro^{a,b}, E. Focardi^{a,b}, G. Latino, P. Lenzi^{a,b}, M. Meschini^a, S. Paoletti^a, L. Russo^{a,27}, G. Sguazzoni^a, D. Strom^a, L. Viliani^a

^a INFN Sezione di Firenze, Firenze, Italy

^b Università di Firenze, Firenze, Italy

L. Benussi, S. Bianco, F. Fabbri, D. Piccolo

INFN Laboratori Nazionali di Frascati, Frascati, Italy

F. Ferro^a, R. Mulargia^{a,b}, F. Ravera^{a,b}, E. Robutti^a, S. Tosi^{a,b}

^a INFN Sezione di Genova, Genova, Italy

^b Università di Genova, Genova, Italy

A. Benaglia^a, A. Beschi^b, F. Brivio^{a,b}, V. Ciriolo^{a,b,15}, S. Di Guida^{a,b,15}, M.E. Dinardo^{a,b}, S. Fiorendi^{a,b}, S. Gennai^a, A. Ghezzi^{a,b}, P. Govoni^{a,b}, M. Malberti^{a,b}, S. Malvezzi^a, D. Menasce^a, F. Monti, L. Moroni^a, M. Paganoni^{a,b}, D. Pedrini^a, S. Ragazzi^{a,b}, T. Tabarelli de Fatis^{a,b}, D. Zuolo^{a,b}

^a INFN Sezione di Milano-Bicocca, Milano, Italy

^b Università di Milano-Bicocca, Milano, Italy

S. Buontempo^a, N. Cavallo^{a,c}, A. De Iorio^{a,b}, A. Di Crescenzo^{a,b}, F. Fabozzi^{a,c}, F. Fienga^a, G. Galati^a, A.O.M. Iorio^{a,b}, W.A. Khan^a, L. Lista^a, S. Meola^{a,d,15}, P. Paolucci^{a,15}, C. Sciacca^{a,b}, E. Voevodina^{a,b}

^a INFN Sezione di Napoli, Napoli, Italy

^b Università di Napoli 'Federico II', Napoli, Italy

^c Università della Basilicata, Potenza, Italy

^d Università G. Marconi, Roma, Italy

P. Azzi^a, N. Bacchetta^a, D. Bisello^{a,b}, A. Boletti^{a,b}, A. Bragagnolo, R. Carlin^{a,b}, P. Checchia^a, M. Dall'Osso^{a,b}, P. De Castro Manzano^a, T. Dorigo^a, U. Dosselli^a, F. Gasparini^{a,b}, U. Gasparini^{a,b}, A. Gozzelino^a, S.Y. Hoh, S. Lacaprara^a, P. Lujan, M. Margoni^{a,b}, A.T. Meneguzzo^{a,b}, J. Pazzini^{a,b}, M. Presilla^b, P. Ronchese^{a,b}, R. Rossin^{a,b}, F. Simonetto^{a,b}, A. Tiko, E. Torassa^a, M. Tosi^{a,b}, M. Zanetti^{a,b}, P. Zotto^{a,b}, G. Zumerle^{a,b}

^a INFN Sezione di Padova, Padova, Italy

^b Università di Padova, Padova, Italy

^c Università di Trento, Trento, Italy

A. Braghieri^a, A. Magnani^a, P. Montagna^{a,b}, S.P. Ratti^{a,b}, V. Re^a, M. Ressegotti^{a,b}, C. Riccardi^{a,b}, P. Salvini^a, I. Vai^{a,b}, P. Vitulo^{a,b}

^a INFN Sezione di Pavia, Pavia, Italy

^b Università di Pavia, Pavia, Italy

M. Biasini^{a,b}, G.M. Bilei^a, C. Cecchi^{a,b}, D. Ciangottini^{a,b}, L. Fanò^{a,b}, P. Lariccia^{a,b}, R. Leonardi^{a,b}, E. Manoni^a, G. Mantovani^{a,b}, V. Mariani^{a,b}, M. Menichelli^a, A. Rossi^{a,b}, A. Santocchia^{a,b}, D. Spiga^a

^a INFN Sezione di Perugia, Perugia, Italy

^b Università di Perugia, Perugia, Italy

K. Androsov^a, P. Azzurri^a, G. Bagliesi^a, L. Bianchini^a, T. Boccali^a, L. Borrello, R. Castaldi^a, M.A. Ciocci^{a,b}, R. Dell’Orso^a, G. Fedi^a, F. Fiori^{a,c}, L. Giannini^{a,c}, A. Giassi^a, M.T. Grippo^a, F. Ligabue^{a,c}, E. Manca^{a,c}, G. Mandorli^{a,c}, A. Messineo^{a,b}, F. Palla^a, A. Rizzi^{a,b}, G. Rolandi²⁸, P. Spagnolo^a, R. Tenchini^a, G. Tonelli^{a,b}, A. Venturi^a, P.G. Verdini^a

^a INFN Sezione di Pisa, Pisa, Italy

^b Università di Pisa, Pisa, Italy

^c Scuola Normale Superiore di Pisa, Pisa, Italy

L. Barone^{a,b}, F. Cavallari^a, M. Cipriani^{a,b}, D. Del Re^{a,b}, E. Di Marco^{a,b}, M. Diemoz^a, S. Gelli^{a,b}, E. Longo^{a,b}, B. Marzocchi^{a,b}, P. Meridiani^a, G. Organtini^{a,b}, F. Pandolfi^a, R. Paramatti^{a,b}, F. Preiato^{a,b}, S. Rahatlou^{a,b}, C. Rovelli^a, F. Santanastasio^{a,b}

^a INFN Sezione di Roma, Rome, Italy

^b Sapienza Università di Roma, Rome, Italy

N. Amapane^{a,b}, R. Arcidiacono^{a,c}, S. Argiro^{a,b}, M. Arneodo^{a,c}, N. Bartosik^a, R. Bellan^{a,b}, C. Biino^a, A. Cappati^{a,b}, N. Cartiglia^a, F. Cenna^{a,b}, S. Cometti^a, M. Costa^{a,b}, R. Covarelli^{a,b}, N. Demaria^a, B. Kiani^{a,b}, C. Mariotti^a, S. Maselli^a, E. Migliore^{a,b}, V. Monaco^{a,b}, E. Monteil^{a,b}, M. Monteno^a, M.M. Obertino^{a,b}, L. Pacher^{a,b}, N. Pastrone^a, M. Pelliccioni^a, G.L. Pinna Angioni^{a,b}, A. Romero^{a,b}, M. Ruspa^{a,c}, R. Sacchi^{a,b}, R. Salvatico^{a,b}, K. Shchelina^{a,b}, V. Sola^a, A. Solano^{a,b}, D. Soldi^{a,b}, A. Staiano^a

^a INFN Sezione di Torino, Torino, Italy

^b Università di Torino, Torino, Italy

^c Università del Piemonte Orientale, Novara, Italy

S. Belforte^a, V. Candelise^{a,b}, M. Casarsa^a, F. Cossutti^a, A. Da Rold^{a,b}, G. Della Ricca^{a,b}, F. Vazzoler^{a,b}, A. Zanetti^a

^a INFN Sezione di Trieste, Trieste, Italy

^b Università di Trieste, Trieste, Italy

D.H. Kim, G.N. Kim, M.S. Kim, J. Lee, S. Lee, S.W. Lee, C.S. Moon, Y.D. Oh, S.I. Pak, S. Sekmen, D.C. Son, Y.C. Yang

Kyungpook National University, Daegu, Republic of Korea

H. Kim, D.H. Moon, G. Oh

Chonnam National University, Institute for Universe and Elementary Particles, Kwangju, Republic of Korea

B. Francois, J. Goh²⁹, T.J. Kim

Hanyang University, Seoul, Republic of Korea

S. Cho, S. Choi, Y. Go, D. Gyun, S. Ha, B. Hong, Y. Jo, K. Lee, K.S. Lee, S. Lee, J. Lim, S.K. Park, Y. Roh

Korea University, Seoul, Republic of Korea

H.S. Kim

Sejong University, Seoul, Republic of Korea

J. Almond, J. Kim, J.S. Kim, H. Lee, K. Lee, K. Nam, S.B. Oh, B.C. Radburn-Smith, S.h. Seo, U.K. Yang, H.D. Yoo, G.B. Yu

Seoul National University, Seoul, Republic of Korea

D. Jeon, H. Kim, J.H. Kim, J.S.H. Lee, I.C. Park

University of Seoul, Seoul, Republic of Korea

Y. Choi, C. Hwang, J. Lee, I. Yu

Sungkyunkwan University, Suwon, Republic of Korea

V. Dudenas, A. Juodagalvis, J. Vaitkus

Vilnius University, Vilnius, Lithuania

I. Ahmed, Z.A. Ibrahim, M.A.B. Md Ali³⁰, F. Mohamad Idris³¹, W.A.T. Wan Abdullah, M.N. Yusli, Z. Zolkapli

National Centre for Particle Physics, Universiti Malaya, Kuala Lumpur, Malaysia

J.F. Benitez, A. Castaneda Hernandez, J.A. Murillo Quijada

Universidad de Sonora (UNISON), Hermosillo, Mexico

H. Castilla-Valdez, E. De La Cruz-Burelo, M.C. Duran-Osuna, I. Heredia-De La Cruz³², R. Lopez-Fernandez, J. Mejia Guisao, R.I. Rabadan-Trejo, M. Ramirez-Garcia, G. Ramirez-Sanchez, R. Reyes-Almanza, A. Sanchez-Hernandez

Centro de Investigacion y de Estudios Avanzados del IPN, Mexico City, Mexico

S. Carrillo Moreno, C. Oropeza Barrera, F. Vazquez Valencia

Universidad Iberoamericana, Mexico City, Mexico

J. Eysermans, I. Pedraza, H.A. Salazar Ibarquen, C. Uribe Estrada

Benemerita Universidad Autonoma de Puebla, Puebla, Mexico

A. Morelos Pineda

Universidad Autónoma de San Luis Potosí, San Luis Potosí, Mexico

D. Krofcheck

University of Auckland, Auckland, New Zealand

S. Bheesette, P.H. Butler

University of Canterbury, Christchurch, New Zealand

A. Ahmad, M. Ahmad, M.I. Asghar, Q. Hassan, H.R. Hoorani, A. Saddique, M.A. Shah, M. Shoaib, M. Waqas

National Centre for Physics, Quaid-I-Azam University, Islamabad, Pakistan

H. Bialkowska, M. Bluj, B. Boimska, T. Frueboes, M. Górski, M. Kazana, M. Szleper, P. Traczyk, P. Zalewski

National Centre for Nuclear Research, Swierk, Poland

K. Bunkowski, A. Byszuk³³, K. Doroba, A. Kalinowski, M. Konecki, J. Krolikowski, M. Misiura, M. Olszewski, A. Pyskir, M. Walczak

Institute of Experimental Physics, Faculty of Physics, University of Warsaw, Warsaw, Poland

M. Araujo, P. Bargassa, C. Beirão Da Cruz E Silva, A. Di Francesco, P. Faccioli, B. Galinhas, M. Gallinaro, J. Hollar, N. Leonardo, J. Seixas, G. Strong, O. Toldaiev, J. Varela

Laboratório de Instrumentação e Física Experimental de Partículas, Lisboa, Portugal

S. Afanasiev, P. Bunin, M. Gavrilenko, I. Golutvin, I. Gorbunov, A. Kamenev, V. Karjavine, A. Lanev, A. Malakhov, V. Matveev^{34,35}, P. Moisenz, V. Palichik, V. Perelygin, S. Shmatov, S. Shulha, N. Skatchkov, V. Smirnov, N. Voytishin, A. Zarubin

Joint Institute for Nuclear Research, Dubna, Russia

V. Golovtsov, Y. Ivanov, V. Kim³⁶, E. Kuznetsova³⁷, P. Levchenko, V. Murzin, V. Oreshkin, I. Smirnov, D. Sosnov, V. Sulimov, L. Uvarov, S. Vavilov, A. Vorobyev

Petersburg Nuclear Physics Institute, Gatchina (St. Petersburg), Russia

Yu. Andreev, A. Dermenev, S. Gninenko, N. Golubev, A. Karneyeu, M. Kirsanov, N. Krasnikov, A. Pashenkov, D. Tlisov, A. Toropin

Institute for Nuclear Research, Moscow, Russia

V. Epshteyn, V. Gavrilov, N. Lychkovskaya, V. Popov, I. Pozdnyakov, G. Safronov, A. Spiridonov, A. Stepenov, V. Stolin, M. Toms, E. Vlasov, A. Zhokin

Institute for Theoretical and Experimental Physics, Moscow, Russia

T. Aushev

Moscow Institute of Physics and Technology, Moscow, Russia

M. Chadeeva³⁸, P. Parygin, D. Philippov, S. Polikarpov³⁸, E. Popova, V. Rusinov

National Research Nuclear University 'Moscow Engineering Physics Institute' (MEPhI), Moscow, Russia

V. Andreev, M. Azarkin, I. Dremin³⁵, M. Kirakosyan, A. Terkulov

P.N. Lebedev Physical Institute, Moscow, Russia

A. Baskakov, A. Belyaev, E. Boos, V. Bunichev, M. Dubinin³⁹, L. Dudko, A. Gribushin, V. Klyukhin, O. Kodolova, I. Lokhtin, I. Miagkov, S. Obraztsov, S. Petrushanko, V. Savrin, A. Snigirev

Skobeltsyn Institute of Nuclear Physics, Lomonosov Moscow State University, Moscow, Russia

A. Barnyakov⁴⁰, V. Blinov⁴⁰, T. Dimova⁴⁰, L. Kardapoltsev⁴⁰, Y. Skovpen⁴⁰

Novosibirsk State University (NSU), Novosibirsk, Russia

I. Azhgirey, I. Bayshev, S. Bitioukov, V. Kachanov, A. Kalinin, D. Konstantinov, P. Mandrik, V. Petrov, R. Ryutin, S. Slabospitskii, A. Sobol, S. Troshin, N. Tyurin, A. Uzunian, A. Volkov

Institute for High Energy Physics of National Research Centre 'Kurchatov Institute', Protvino, Russia

A. Babaev, S. Baidali, V. Okhotnikov

National Research Tomsk Polytechnic University, Tomsk, Russia

P. Adzic⁴¹, P. Cirkovic, D. Devetak, M. Dordevic, J. Milosevic

University of Belgrade, Faculty of Physics and Vinca Institute of Nuclear Sciences, Belgrade, Serbia

J. Alcaraz Maestre, A. Álvarez Fernández, I. Bachiller, M. Barrio Luna, J.A. Brochero Cifuentes, M. Cerrada, N. Colino, B. De La Cruz, A. Delgado Peris, C. Fernandez Bedoya, J.P. Fernández Ramos, J. Flix, M.C. Fouz,

O. Gonzalez Lopez, S. Goy Lopez, J.M. Hernandez, M.I. Josa, D. Moran, A. Pérez-Calero Yzquierdo, J. Puerta Pelayo, I. Redondo, L. Romero, S. Sánchez Navas, M.S. Soares, A. Triossi

Centro de Investigaciones Energéticas Medioambientales y Tecnológicas (CIEMAT), Madrid, Spain

C. Albajar, J.F. de Trocóniz

Universidad Autónoma de Madrid, Madrid, Spain

J. Cuevas, C. Erice, J. Fernandez Menendez, S. Folgueras, I. Gonzalez Caballero, J.R. González Fernández, E. Palencia Cortezon, V. Rodríguez Bouza, S. Sanchez Cruz, J.M. Vizán García

Universidad de Oviedo, Oviedo, Spain

I.J. Cabrillo, A. Calderon, B. Chazin Quero, J. Duarte Campderros, M. Fernandez, P.J. Fernández Manteca, A. García Alonso, J. Garcia-Ferrero, G. Gomez, A. Lopez Virto, J. Marco, C. Martinez Rivero, P. Martinez Ruiz del Arbol, F. Matorras, J. Piedra Gomez, C. Prieels, T. Rodrigo, A. Ruiz-Jimeno, L. Scodellaro, N. Trevisani, I. Vila, R. Vilar Cortabitarte

Instituto de Fisica de Cantabria (IFCA), CSIC-Universidad de Cantabria, Santander, Spain

N. Wickramage

University of Ruhuna, Department of Physics, Matara, Sri Lanka

D. Abbaneo, B. Akgun, E. Auffray, G. Auzinger, P. Baillon, A.H. Ball, D. Barney, J. Bendavid, M. Bianco, A. Bocci, C. Botta, E. Brondolin, T. Camporesi, M. Cepeda, G. Cerminara, E. Chapon, Y. Chen, G. Cucciati, D. d'Enterria, A. Dabrowski, N. Daci, V. Daponte, A. David, A. De Roeck, N. Deelen, M. Dobson, M. Dünser, N. Dupont, A. Elliott-Peisert, P. Everaerts, F. Fallavollita⁴², D. Fasanella, G. Franzoni, J. Fulcher, W. Funk, D. Gigi, A. Gilbert, K. Gill, F. Glege, M. Gruchala, M. Guilbaud, D. Gulhan, J. Hegeman, C. Heidegger, V. Innocente, A. Jafari, P. Janot, O. Karacheban¹⁸, J. Kieseler, A. Kornmayer, M. Krammer¹, C. Lange, P. Lecoq, C. Lourenço, L. Malgeri, M. Mannelli, A. Massironi, F. Meijers, J.A. Merlin, S. Mersi, E. Meschi, P. Milenovic⁴³, F. Moortgat, M. Mulders, J. Ngadiuba, S. Nourbakhsh, S. Orfanelli, L. Orsini, F. Pantaleo¹⁵, L. Pape, E. Perez, M. Peruzzi, A. Petrilli, G. Petrucciani, A. Pfeiffer, M. Pierini, F.M. Pitters, D. Rabady, A. Racz, T. Reis, M. Rovere, H. Sakulin, C. Schäfer, C. Schwick, M. Selvaggi, A. Sharma, P. Silva, P. Sphicas⁴⁴, A. Stakia, J. Steggemann, D. Treille, A. Tsirou, V. Veckalns⁴⁵, M. Verzetti, W.D. Zeuner

CERN, European Organization for Nuclear Research, Geneva, Switzerland

L. Caminada⁴⁶, K. Deiters, W. Erdmann, R. Horisberger, Q. Ingram, H.C. Kaestli, D. Kotlinski, U. Langenegger, T. Rohe, S.A. Wiederkehr

Paul Scherrer Institut, Villigen, Switzerland

M. Backhaus, L. Bäni, P. Berger, N. Chernyavskaya, G. Dissertori, M. Dittmar, M. Donegà, C. Dorfer, T.A. Gómez Espinosa, C. Grab, D. Hits, T. Klijnsma, W. Lustermann, R.A. Manzoni, M. Marionneau, M.T. Meinhard, F. Micheli, P. Musella, F. Nessi-Tedaldi, J. Pata, F. Pauss, G. Perrin, L. Perrozzi, S. Pigazzini, M. Quittnat, C. Reissel, D. Ruini, D.A. Sanz Becerra, M. Schönenberger, L. Shchutska, V.R. Tavolaro, K. Theofilatos, M.L. Vesterbacka Olsson, R. Wallny, D.H. Zhu

ETH Zurich – Institute for Particle Physics and Astrophysics (IPA), Zurich, Switzerland

T.K. Aarrestad, C. Amsler⁴⁷, D. Brzhechko, M.F. Canelli, A. De Cosa, R. Del Burgo, S. Donato, C. Galloni, T. Hreus, B. Kilminster, S. Leontsinis, I. Neutelings, G. Rauco, P. Robmann, D. Salerno, K. Schweiger, C. Seitz, Y. Takahashi, A. Zucchetta

Universität Zürich, Zurich, Switzerland

T.H. Doan, R. Khurana, C.M. Kuo, W. Lin, A. Pozdnyakov, S.S. Yu

National Central University, Chung-Li, Taiwan

P. Chang, Y. Chao, K.F. Chen, P.H. Chen, W.-S. Hou, Y.F. Liu, R.-S. Lu, E. Paganis, A. Psallidas, A. Steen

National Taiwan University (NTU), Taipei, Taiwan

B. Asavapibhop, N. Srimanobhas, N. Suwonjandee

Chulalongkorn University, Faculty of Science, Department of Physics, Bangkok, Thailand

A. Bat, F. Boran, S. Cerci⁴⁸, S. Damarseckin, Z.S. Demiroglu, F. Dolek, C. Dozen, I. Dumanoglu, S. Girgis, G. Gokbulut, Y. Guler, E. Gurpinar, I. Hos⁴⁹, C. Isik, E.E. Kangal⁵⁰, O. Kara, A. Kayis Topaksu, U. Kiminsu, M. Oglakci, G. Onengut, K. Ozdemir⁵¹, S. Ozturk⁵², D. Sunar Cerci⁴⁸, B. Tali⁴⁸, U.G. Tok, S. Turkcapar, I.S. Zorbakir, C. Zorbilmez

Çukurova University, Physics Department, Science and Art Faculty, Adana, Turkey

B. Isildak⁵³, G. Karapinar⁵⁴, M. Yalvac, M. Zeyrek

Middle East Technical University, Physics Department, Ankara, Turkey

I.O. Atakisi, E. Gülmez, M. Kaya⁵⁵, O. Kaya⁵⁶, S. Ozkorucuklu⁵⁷, S. Tekten, E.A. Yetkin⁵⁸

Bogazici University, Istanbul, Turkey

M.N. Agaras, A. Cakir, K. Cankocak, Y. Komurcu, S. Sen⁵⁹

Istanbul Technical University, Istanbul, Turkey

B. Grynyov

Institute for Scintillation Materials of National Academy of Science of Ukraine, Kharkov, Ukraine

L. Levchuk

National Scientific Center, Kharkov Institute of Physics and Technology, Kharkov, Ukraine

F. Ball, J.J. Brooke, D. Burns, E. Clement, D. Cussans, O. Davignon, H. Flacher, J. Goldstein, G.P. Heath, H.F. Heath, L. Kreczko, D.M. Newbold⁶⁰, S. Paramesvaran, B. Penning, T. Sakuma, D. Smith, V.J. Smith, J. Taylor, A. Titterton

University of Bristol, Bristol, United Kingdom

K.W. Bell, A. Belyaev⁶¹, C. Brew, R.M. Brown, D. Cieri, D.J.A. Cockerill, J.A. Coughlan, K. Harder, S. Harper, J. Linacre, K. Manolopoulos, E. Olaiya, D. Petyt, C.H. Shepherd-Themistocleous, A. Thea, I.R. Tomalin, T. Williams, W.J. Womersley

Rutherford Appleton Laboratory, Didcot, United Kingdom

R. Bainbridge, P. Bloch, J. Borg, S. Breeze, O. Buchmuller, A. Bundock, D. Colling, P. Dauncey, G. Davies, M. Della Negra, R. Di Maria, G. Hall, G. Iles, T. James, M. Komm, C. Laner, L. Lyons, A.-M. Magnan, S. Malik, A. Martelli, J. Nash⁶², A. Nikitenko⁷, V. Palladino, M. Pesaresi, D.M. Raymond, A. Richards, A. Rose, E. Scott, C. Seez, A. Shtipliyski, G. Singh, M. Stoye, T. Strebler, S. Summers, A. Tapper, K. Uchida, T. Virdee¹⁵, N. Wardle, D. Winterbottom, J. Wright, S.C. Zenz

Imperial College, London, United Kingdom

J.E. Cole, P.R. Hobson, A. Khan, P. Kyberd, C.K. Mackay, A. Morton, I.D. Reid, L. Teodorescu, S. Zahid

Brunel University, Uxbridge, United Kingdom

K. Call, J. Dittmann, K. Hatakeyama, H. Liu, C. Madrid, B. McMaster, N. Pastika, C. Smith

Baylor University, Waco, USA

R. Bartek, A. Dominguez

Catholic University of America, Washington, DC, USA

A. Buccilli, S.I. Cooper, C. Henderson, P. Rumerio, C. West

The University of Alabama, Tuscaloosa, USA

D. Arcaro, T. Bose, D. Gastler, D. Pinna, D. Rankin, C. Richardson, J. Rohlf, L. Sulak, D. Zou

Boston University, Boston, USA

G. Benelli, X. Coubez, D. Cutts, M. Hadley, J. Hakala, U. Heintz, J.M. Hogan⁶³, K.H.M. Kwok, E. Laird, G. Landsberg, J. Lee, Z. Mao, M. Narain, S. Sagir⁶⁴, R. Syarif, E. Usai, D. Yu

Brown University, Providence, USA

R. Band, C. Brainerd, R. Breedon, D. Burns, M. Calderon De La Barca Sanchez, M. Chertok, J. Conway, R. Conway, P.T. Cox, R. Erbacher, C. Flores, G. Funk, W. Ko, O. Kukral, R. Lander, M. Mulhearn, D. Pellett, J. Pilot, S. Shalhout, M. Shi, D. Stolp, D. Taylor, K. Tos, M. Tripathi, Z. Wang, F. Zhang

University of California, Davis, Davis, USA

M. Bachtis, C. Bravo, R. Cousins, A. Dasgupta, A. Florent, J. Hauser, M. Ignatenko, N. Mccoll, S. Regnard, D. Saltzberg, C. Schnaible, V. Valuev

University of California, Los Angeles, USA

E. Bouvier, K. Burt, R. Clare, J.W. Gary, S.M.A. Ghiasi Shirazi, G. Hanson, G. Karapostoli, E. Kennedy, F. Lacroix, O.R. Long, M. Olmedo Negrete, M.I. Paneva, W. Si, L. Wang, H. Wei, S. Wimpenny, B.R. Yates

University of California, Riverside, Riverside, USA

J.G. Branson, P. Chang, S. Cittolin, M. Derdzinski, R. Gerosa, D. Gilbert, B. Hashemi, A. Holzner, D. Klein, G. Kole, V. Krutelyov, J. Letts, M. Masciovecchio, D. Olivito, S. Padhi, M. Pieri, M. Sani, V. Sharma, S. Simon, M. Tadel, A. Vartak, S. Wasserbaech⁶⁵, J. Wood, F. Würthwein, A. Yagil, G. Zevi Della Porta

University of California, San Diego, La Jolla, USA

N. Amin, R. Bhandari, C. Campagnari, M. Citron, V. Dutta, M. Franco Sevilla, L. Gouskos, R. Heller, J. Incandela, H. Mei, A. Ovcharova, H. Qu, J. Richman, D. Stuart, I. Suarez, S. Wang, J. Yoo

University of California, Santa Barbara – Department of Physics, Santa Barbara, USA

D. Anderson, A. Bornheim, J.M. Lawhorn, N. Lu, H.B. Newman, T.Q. Nguyen, M. Spiropulu, J.R. Vlimant, R. Wilkinson, S. Xie, Z. Zhang, R.Y. Zhu

California Institute of Technology, Pasadena, USA

M.B. Andrews, T. Ferguson, T. Mudholkar, M. Paulini, M. Sun, I. Vorobiev, M. Weinberg

Carnegie Mellon University, Pittsburgh, USA

J.P. Cumalat, W.T. Ford, F. Jensen, A. Johnson, E. MacDonald, T. Mulholland, R. Patel, A. Perloff, K. Stenson, K.A. Ulmer, S.R. Wagner

University of Colorado Boulder, Boulder, USA

J. Alexander, J. Chaves, Y. Cheng, J. Chu, A. Datta, K. Mcdermott, N. Mirman, J.R. Patterson, D. Quach, A. Rinkevicius, A. Ryd, L. Skinnari, L. Soffi, S.M. Tan, Z. Tao, J. Thom, J. Tucker, P. Wittich, M. Zientek

Cornell University, Ithaca, USA

S. Abdullin, M. Albrow, M. Alyari, G. Apollinari, A. Apresyan, A. Apyan, S. Banerjee, L.A.T. Bauerdick, A. Beretvas, J. Berryhill, P.C. Bhat, K. Burkett, J.N. Butler, A. Canepa, G.B. Cerati, H.W.K. Cheung, F. Chlebana, M. Cremonesi, J. Duarte, V.D. Elvira, J. Freeman, Z. Gecse, E. Gottschalk, L. Gray, D. Green, S. Grünendahl, O. Gutsche, J. Hanlon, R.M. Harris, S. Hasegawa, J. Hirschauer, Z. Hu, B. Jayatilaka, S. Jindariani, M. Johnson, U. Joshi, B. Klima, M.J. Kortelainen, B. Kreis, S. Lammel, D. Lincoln, R. Lipton, M. Liu, T. Liu, J. Lykken, K. Maeshima, J.M. Marraffino, D. Mason, P. McBride, P. Merkel, S. Mrenna, S. Nahn, V. O'Dell, K. Pedro, C. Pena, O. Prokofyev, G. Rakness, L. Ristori, A. Savoy-Navarro⁶⁶, B. Schneider, E. Sexton-Kennedy, A. Soha, W.J. Spalding, L. Spiegel, S. Stoynev, J. Strait, N. Strobbe, L. Taylor, S. Tkaczyk, N.V. Tran, L. Uplegger, E.W. Vaandering, C. Vernieri, M. Verzocchi, R. Vidal, M. Wang, H.A. Weber, A. Whitbeck

Fermi National Accelerator Laboratory, Batavia, USA

D. Acosta, P. Avery, P. Bortignon, D. Bourilkov, A. Brinkerhoff, L. Cadamuro, A. Carnes, D. Curry, R.D. Field, S.V. Gleyzer, B.M. Joshi, J. Konigsberg, A. Korytov, K.H. Lo, P. Ma, K. Matchev, G. Mitselmakher, D. Rosenzweig, K. Shi, D. Sperka, J. Wang, S. Wang, X. Zuo

University of Florida, Gainesville, USA

Y.R. Joshi, S. Linn

Florida International University, Miami, USA

A. Ackert, T. Adams, A. Askew, S. Hagopian, V. Hagopian, K.F. Johnson, T. Kolberg, G. Martinez, T. Perry, H. Prosper, A. Saha, C. Schiber, R. Yohay

Florida State University, Tallahassee, USA

M.M. Baarmand, V. Bhopatkar, S. Colafranceschi, M. Hohlmann, D. Noonan, M. Rahmani, T. Roy, F. Yumiceva

Florida Institute of Technology, Melbourne, USA

M.R. Adams, L. Apanasevich, D. Berry, R.R. Betts, R. Cavanaugh, X. Chen, S. Dittmer, O. Evdokimov, C.E. Gerber, D.A. Hangal, D.J. Hofman, K. Jung, J. Kamin, C. Mills, M.B. Tonjes, N. Varelas, H. Wang, X. Wang, Z. Wu, J. Zhang

University of Illinois at Chicago (UIC), Chicago, USA

M. Alhusseini, B. Bilki⁶⁷, W. Clarida, K. Dilsiz⁶⁸, S. Durgut, R.P. Gandrajula, M. Haytmyradov, V. Khristenko, J.-P. Merlo, A. Mestvirishvili, A. Moeller, J. Nachtman, H. Ogul⁶⁹, Y. Onel, F. Ozok⁷⁰, A. Penzo, C. Snyder, E. Tiras, J. Wetzel

The University of Iowa, Iowa City, USA

B. Blumenfeld, A. Cocoros, N. Eminizer, D. Fehling, L. Feng, A.V. Gritsan, W.T. Hung, P. Maksimovic, J. Roskes, U. Sarica, M. Swartz, M. Xiao, C. You

Johns Hopkins University, Baltimore, USA

A. Al-bataineh, P. Baringer, A. Bean, S. Boren, J. Bowen, A. Bylinkin, J. Castle, S. Khalil, A. Kropivnitskaya, D. Majumder, W. Mcbrayer, M. Murray, C. Rogan, S. Sanders, E. Schmitz, J.D. Tapia Takaki, Q. Wang

The University of Kansas, Lawrence, USA

S. Duric, A. Ivanov, K. Kaadze, D. Kim, Y. Maravin, D.R. Mendis, T. Mitchell, A. Modak, A. Mohammadi

Kansas State University, Manhattan, USA

F. Rebassoo, D. Wright

Lawrence Livermore National Laboratory, Livermore, USA

A. Baden, O. Baron, A. Belloni, S.C. Eno, Y. Feng, C. Ferraioli, N.J. Hadley, S. Jabeen, G.Y. Jeng, R.G. Kellogg, J. Kunkle, A.C. Mignerey, S. Nabili, F. Ricci-Tam, M. Seidel, Y.H. Shin, A. Skuja, S.C. Tonwar, K. Wong

University of Maryland, College Park, USA

D. Abercrombie, B. Allen, V. Azzolini, A. Baty, G. Bauer, R. Bi, S. Brandt, W. Busza, I.A. Cali, M. D'Alfonso, Z. Demiragli, G. Gomez Ceballos, M. Goncharov, P. Harris, D. Hsu, M. Hu, Y. Iiyama, G.M. Innocenti, M. Klute, D. Kovalskyi, Y.-J. Lee, P.D. Luckey, B. Maier, A.C. Marini, C. Mcginn, C. Mironov, S. Narayanan, X. Niu, C. Paus, C. Roland, G. Roland, Z. Shi, G.S.F. Stephans, K. Sumorok, K. Tatar, D. Velicanu, J. Wang, T.W. Wang, B. Wyslouch

Massachusetts Institute of Technology, Cambridge, USA

A.C. Benvenuti[†], R.M. Chatterjee, A. Evans, P. Hansen, J. Hiltbrand, Sh. Jain, S. Kalafut, M. Krohn, Y. Kubota, Z. Lesko, J. Mans, N. Ruckstuhl, R. Rusack, M.A. Wadud

University of Minnesota, Minneapolis, USA

J.G. Acosta, S. Oliveros

University of Mississippi, Oxford, USA

E. Avdeeva, K. Bloom, D.R. Claes, C. Fangmeier, F. Golf, R. Gonzalez Suarez, R. Kamalieddin, I. Kravchenko, J. Monroy, J.E. Siado, G.R. Snow, B. Stieger

University of Nebraska-Lincoln, Lincoln, USA

A. Godshalk, C. Harrington, I. Iashvili, A. Kharchilava, C. Mclean, D. Nguyen, A. Parker, S. Rappoccio, B. Roozbahani

State University of New York at Buffalo, Buffalo, USA

G. Alverson, E. Barberis, C. Freer, Y. Haddad, A. Hortiangtham, D.M. Morse, T. Orimoto, T. Wamorkar, B. Wang, A. Wisecarver, D. Wood

Northeastern University, Boston, USA

S. Bhattacharya, J. Bueghly, O. Charaf, T. Gunter, K.A. Hahn, N. Odell, M.H. Schmitt, K. Sung, M. Trovato, M. Velasco

Northwestern University, Evanston, USA

R. Bucci, N. Dev, M. Hildreth, K. Hurtado Anampa, C. Jessop, D.J. Karmgard, K. Lannon, W. Li, N. Loukas, N. Marinelli, F. Meng, C. Mueller, Y. Musienko³⁴, M. Planer, A. Reinsvold, R. Ruchti, P. Siddireddy, G. Smith, S. Taroni, M. Wayne, A. Wightman, M. Wolf, A. Woodard

University of Notre Dame, Notre Dame, USA

J. Alimena, L. Antonelli, B. Bylsma, L.S. Durkin, S. Flowers, B. Francis, C. Hill, W. Ji, T.Y. Ling, W. Luo, B.L. Winer

The Ohio State University, Columbus, USA

S. Cooperstein, P. Elmer, J. Hardenbrook, N. Haubrich, S. Higginbotham, A. Kalogeropoulos, S. Kwan, D. Lange, M.T. Lucchini, J. Luo, D. Marlow, K. Mei, I. Ojalvo, J. Olsen, C. Palmer, P. Piroué, J. Salfeld-Nebgen, D. Stickland, C. Tully

Princeton University, Princeton, USA

S. Malik, S. Norberg

University of Puerto Rico, Mayaguez, USA

A. Barker, V.E. Barnes, S. Das, L. Gutay, M. Jones, A.W. Jung, A. Khatiwada, B. Mahakud, D.H. Miller, N. Neumeister, C.C. Peng, S. Piperov, H. Qiu, J.F. Schulte, J. Sun, F. Wang, R. Xiao, W. Xie

Purdue University, West Lafayette, USA

T. Cheng, J. Dolen, N. Parashar

Purdue University Northwest, Hammond, USA

Z. Chen, K.M. Ecklund, S. Freed, F.J.M. Geurts, M. Kilpatrick, Arun Kumar, W. Li, B. Michlin, B.P. Padley, R. Redjimi, J. Roberts, J. Rorie, W. Shi, Z. Tu, A. Zhang

Rice University, Houston, USA

A. Bodek, P. de Barbaro, R. Demina, Y.t. Duh, J.L. Dulemba, C. Fallon, T. Ferbel, M. Galanti, A. Garcia-Bellido, J. Han, O. Hindrichs, A. Khukhunaishvili, E. Ranken, P. Tan, R. Taus

University of Rochester, Rochester, USA

J.P. Chou, Y. Gershtein, E. Halkiadakis, A. Hart, M. Heindl, E. Hughes, S. Kaplan, R. Kunnawalkam Elayavalli, S. Kyriacou, I. Laflotte, A. Lath, R. Montalvo, K. Nash, M. Osherson, H. Saka, S. Salur, S. Schnetzer, D. Sheffield, S. Somalwar, R. Stone, S. Thomas, P. Thomassen

Rutgers, The State University of New Jersey, Piscataway, USA

A.G. Delannoy, J. Heideman, G. Riley, S. Spanier

University of Tennessee, Knoxville, USA

O. Bouhali⁷¹, A. Celik, M. Dalchenko, M. De Mattia, A. Delgado, S. Dildick, R. Eusebi, J. Gilmore, T. Huang, T. Kamon⁷², S. Luo, D. Marley, R. Mueller, D. Overton, L. Perniè, D. Rathjens, A. Safonov

Texas A&M University, College Station, USA

N. Akchurin, J. Damgov, F. De Guio, P.R. Duderov, S. Kunori, K. Lamichhane, S.W. Lee, T. Mengke, S. Muthumuni, T. Peltola, S. Undleeb, I. Volobouev, Z. Wang

Texas Tech University, Lubbock, USA

S. Greene, A. Gurrola, R. Janjam, W. Johns, C. Maguire, A. Melo, H. Ni, K. Padeken, F. Romeo, J.D. Ruiz Alvarez, P. Sheldon, S. Tuo, J. Velkovska, M. Verweij, Q. Xu

Vanderbilt University, Nashville, USA

M.W. Arenton, P. Barria, B. Cox, R. Hirosky, M. Joyce, A. Ledovskoy, H. Li, C. Neu, T. Sinthuprasith, Y. Wang, E. Wolfe, F. Xia

University of Virginia, Charlottesville, USA

R. Harr, P.E. Karchin, N. Poudyal, J. Sturdy, P. Thapa, S. Zaleski

Wayne State University, Detroit, USA

J. Buchanan, C. Caillol, D. Carlsmith, S. Dasu, I. De Bruyn, L. Dodd, B. Gomber, M. Grothe, M. Herndon, A. Hervé, U. Hussain, P. Klabbers, A. Lanaro, K. Long, R. Loveless, T. Ruggles, A. Savin, V. Sharma, N. Smith, W.H. Smith, N. Woods

University of Wisconsin – Madison, Madison, WI, USA

[†] Deceased.

¹ Also at Vienna University of Technology, Vienna, Austria.

² Also at IRFU, CEA, Université Paris-Saclay, Gif-sur-Yvette, France.

³ Also at Universidade Estadual de Campinas, Campinas, Brazil.

⁴ Also at Federal University of Rio Grande do Sul, Porto Alegre, Brazil.

⁵ Also at Université Libre de Bruxelles, Bruxelles, Belgium.

- ⁶ Also at University of Chinese Academy of Sciences, Beijing, China.
- ⁷ Also at Institute for Theoretical and Experimental Physics, Moscow, Russia.
- ⁸ Also at Joint Institute for Nuclear Research, Dubna, Russia.
- ⁹ Also at Cairo University, Cairo, Egypt.
- ¹⁰ Also at Helwan University, Cairo, Egypt.
- ¹¹ Now at Zewail City of Science and Technology, Zewail, Egypt.
- ¹² Also at Department of Physics, King Abdulaziz University, Jeddah, Saudi Arabia.
- ¹³ Also at Université de Haute Alsace, Mulhouse, France.
- ¹⁴ Also at Skobeltsyn Institute of Nuclear Physics, Lomonosov Moscow State University, Moscow, Russia.
- ¹⁵ Also at CERN, European Organization for Nuclear Research, Geneva, Switzerland.
- ¹⁶ Also at RWTH Aachen University, III. Physikalisches Institut A, Aachen, Germany.
- ¹⁷ Also at University of Hamburg, Hamburg, Germany.
- ¹⁸ Also at Brandenburg University of Technology, Cottbus, Germany.
- ¹⁹ Also at Institute of Physics, University of Debrecen, Debrecen, Hungary.
- ²⁰ Also at Institute of Nuclear Research ATOMKI, Debrecen, Hungary.
- ²¹ Also at Indian Institute of Technology Bhubaneswar, Bhubaneswar, India.
- ²² Also at Institute of Physics, Bhubaneswar, India.
- ²³ Also at Shoolini University, Solan, India.
- ²⁴ Also at University of Visva-Bharati, Santiniketan, India.
- ²⁵ Also at Isfahan University of Technology, Isfahan, Iran.
- ²⁶ Also at Plasma Physics Research Center, Science and Research Branch, Islamic Azad University, Tehran, Iran.
- ²⁷ Also at Università degli Studi di Siena, Siena, Italy.
- ²⁸ Also at Scuola Normale e Sezione dell'INFN, Pisa, Italy.
- ²⁹ Also at Kyunghee University, Seoul, Republic of Korea.
- ³⁰ Also at International Islamic University of Malaysia, Kuala Lumpur, Malaysia.
- ³¹ Also at Malaysian Nuclear Agency, MOSTI, Kajang, Malaysia.
- ³² Also at Consejo Nacional de Ciencia y Tecnología, Mexico City, Mexico.
- ³³ Also at Warsaw University of Technology, Institute of Electronic Systems, Warsaw, Poland.
- ³⁴ Also at Institute for Nuclear Research, Moscow, Russia.
- ³⁵ Now at National Research Nuclear University 'Moscow Engineering Physics Institute' (MEPhI), Moscow, Russia.
- ³⁶ Also at St. Petersburg State Polytechnical University, St. Petersburg, Russia.
- ³⁷ Also at University of Florida, Gainesville, USA.
- ³⁸ Also at P.N. Lebedev Physical Institute, Moscow, Russia.
- ³⁹ Also at California Institute of Technology, Pasadena, USA.
- ⁴⁰ Also at Budker Institute of Nuclear Physics, Novosibirsk, Russia.
- ⁴¹ Also at Faculty of Physics, University of Belgrade, Belgrade, Serbia.
- ⁴² Also at INFN Sezione di Pavia ^a, Università di Pavia ^b, Pavia, Italy.
- ⁴³ Also at University of Belgrade, Faculty of Physics and Vinca Institute of Nuclear Sciences, Belgrade, Serbia.
- ⁴⁴ Also at National and Kapodistrian University of Athens, Athens, Greece.
- ⁴⁵ Also at Riga Technical University, Riga, Latvia.
- ⁴⁶ Also at Universität Zürich, Zurich, Switzerland.
- ⁴⁷ Also at Stefan Meyer Institute for Subatomic Physics (SMI), Vienna, Austria.
- ⁴⁸ Also at Adiyaman University, Adiyaman, Turkey.
- ⁴⁹ Also at Istanbul Aydin University, Istanbul, Turkey.
- ⁵⁰ Also at Mersin University, Mersin, Turkey.
- ⁵¹ Also at Piri Reis University, Istanbul, Turkey.
- ⁵² Also at Gaziosmanpasa University, Tokat, Turkey.
- ⁵³ Also at Ozyegin University, Istanbul, Turkey.
- ⁵⁴ Also at Izmir Institute of Technology, Izmir, Turkey.
- ⁵⁵ Also at Marmara University, Istanbul, Turkey.
- ⁵⁶ Also at Kafkas University, Kars, Turkey.
- ⁵⁷ Also at Istanbul University, Faculty of Science, Istanbul, Turkey.
- ⁵⁸ Also at Istanbul Bilgi University, Istanbul, Turkey.
- ⁵⁹ Also at Hacettepe University, Ankara, Turkey.
- ⁶⁰ Also at Rutherford Appleton Laboratory, Didcot, United Kingdom.
- ⁶¹ Also at School of Physics and Astronomy, University of Southampton, Southampton, United Kingdom.
- ⁶² Also at Monash University, Faculty of Science, Clayton, Australia.
- ⁶³ Also at Bethel University, St. Paul, USA.
- ⁶⁴ Also at Karamanoğlu Mehmetbey University, Karaman, Turkey.
- ⁶⁵ Also at Utah Valley University, Orem, USA.
- ⁶⁶ Also at Purdue University, West Lafayette, USA.
- ⁶⁷ Also at Beykent University, Istanbul, Turkey.
- ⁶⁸ Also at Bingol University, Bingol, Turkey.
- ⁶⁹ Also at Sinop University, Sinop, Turkey.
- ⁷⁰ Also at Mimar Sinan University, Istanbul, Istanbul, Turkey.
- ⁷¹ Also at Texas A&M University at Qatar, Doha, Qatar.
- ⁷² Also at Kyungpook National University, Daegu, Republic of Korea.