

## MIT Open Access Articles

### *High-frequency rectification via chiral Bloch electrons*

The MIT Faculty has made this article openly available. **Please share** how this access benefits you. Your story matters.

**Citation:** Isobe, Hiroki, Su-Yang Xu and Liang Fu. "High-frequency rectification via chiral Bloch electrons." *Science Advances*, 6, 13 (March 2020): eaay2497 © 2020 The Author(s)

**As Published:** 10.1126/SCIADV.AAY2497

**Publisher:** American Association for the Advancement of Science (AAAS)

**Persistent URL:** <https://hdl.handle.net/1721.1/128685>

**Version:** Final published version: final published article, as it appeared in a journal, conference proceedings, or other formally published context

**Terms of use:** Creative Commons Attribution NonCommercial License 4.0



## CONDENSED MATTER PHYSICS

## High-frequency rectification via chiral Bloch electrons

Hiroki Isobe\*, Su-Yang Xu, Liang Fu\*

Rectification is a process that converts electromagnetic fields into a direct current. Such a process underlies a wide range of technologies such as wireless communication, wireless charging, energy harvesting, and infrared detection. Existing rectifiers are mostly based on semiconductor diodes, with limited applicability to small-voltage or high-frequency inputs. Here, we present an alternative approach to current rectification that uses the intrinsic electronic properties of quantum crystals without using semiconductor junctions. We identify a previously unknown mechanism for rectification from skew scattering due to the inherent chirality of itinerant electrons in time-reversal invariant but inversion-breaking materials. Our calculations reveal large, tunable rectification effects in graphene multilayers and transition metal dichalcogenides. Our work demonstrates the possibility of realizing high-frequency rectifiers by rational material design and quantum wave function engineering.

## INTRODUCTION

An important goal of basic research on quantum materials is to breed new quantum technologies that can address the increasingly complex energy challenges. The past decade has seen a marked change in the model for energy production, consumption, and transportation. Because of the explosive growth of wireless technologies and portable devices, there is now increasing effort toward developing microscaled devices that are able to harvest ambient energy into usable electrical energy. The physical process central to harvesting electromagnetic energy is rectification, which refers to the conversion from an oscillating electromagnetic field to a direct current (DC). Existing rectifiers operating at radio frequency are mostly based on electrical circuits with diodes, where the built-in electric field in the semiconductor junction sets the direction of the DC current. These diodes face two fundamental limitations (1, 2). First, rectification requires a threshold input voltage  $V_T = k_B T/e$ , known as thermal voltage (about 26 meV at room temperature). Second, the responsivity is limited by the transition time in diodes (typically order of nanoseconds) and drops at high frequencies. On the other hand, because of the fast-developing microwatts and nanowatts electronics and next-generation wireless networks, energy harvesters of electromagnetic field in the microwave and terahertz frequency range are in great demand.

High-frequency rectifiers can also be used in sensor and detector technology for the infrared, far-infrared, and submillimeter bands (3, 4), which has wide-ranging applications in medicine, biology, climatology, meteorology, telecommunication, astronomy, etc. However, there is a so-called terahertz gap (0.1 to 10 THz) between the operating frequencies of electrical diodes and photodiodes. At frequencies within this range, efficient detection technology remains to be developed.

Instead of using semiconductor junctions, rectification can be realized as the nonlinear electrical or optical response of noncentrosymmetric crystals (Fig. 1). In particular, the second-order nonlinearity  $\chi(\omega)$  is an intrinsic material property that characterizes the DC current generated by an external electric field oscillating at frequency  $\omega$ . Rectification in a single homogeneous material is not limited by the thermal voltage threshold or the transition time innate to a

semiconductor junction. Moreover, nonlinear electrical or optical response of metals and degenerate semiconductors is much faster than photothermal effects used in bolometers for thermal radiation detection.

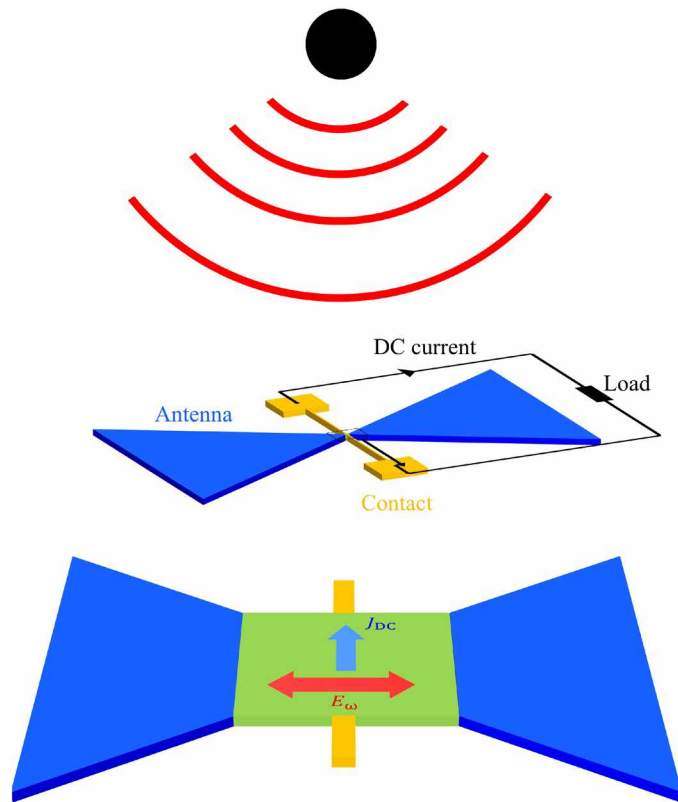
However, second-order nonlinearity of most materials is small. While nonlinear optical properties of quantum materials (5, 6) such as photocurrent and second-harmonic generation are extensively studied (7, 8), much less is known about second-order response at radio, microwave, and infrared frequencies (9, 10, 11). In this direction, recent works have predicted intraband photocurrent (12, 13) and second-order nonlinear Hall effect due to “Berry curvature dipole” (14) in nonmagnetic materials at zero magnetic field. In particular, the nonlinear Hall effect is predicted to be prominent in materials with titled Dirac or Weyl cones, which are a source of large Berry curvature dipole (14). Very recently, this effect was observed in low-frequency (around 100 Hz) transport measurements on the two-dimensional (2D) transition metal dichalcogenide (TMD) 1T'-WTe<sub>2</sub> (15, 16). The second-order Hall conductivity of bilayer WTe<sub>2</sub> is remarkably large (15), in agreement with its large Berry curvature dipole from the tilted Dirac dispersion (17). This and other types of nonlinear response from intraband processes are also being explored in topological insulator surface states, Weyl semimetals, Rashba systems, and heavy fermion materials (18–26). Despite the recent progress, mechanisms for nonlinear electric and terahertz response of noncentrosymmetric crystals remain to be thoroughly studied.

In this work, we present a systematic theoretical study of intraband second-order response in time-reversal invariant noncentrosymmetric materials using a semiclassical Boltzmann equation and taking account of electron Bloch wave functions via quantum-mechanical scattering rates. We identify a previously unknown contribution to rectification from skew scattering with nonmagnetic impurities. Skew scattering arises from the intrinsic chirality of Bloch wave functions in momentum space and does not require spin-orbit coupling. We show that the contributions to rectification from skew scattering and from Berry curvature dipole scale differently with the impurity concentration, and skew scattering predominates at low impurity concentration. Moreover, skew scattering is allowed in all noncentrosymmetric crystals, whereas Berry curvature dipole requires more strict symmetry conditions. On the basis of this new mechanism, we predict large and highly tunable rectification effects in graphene multilayers and heterostructures, as well as 2H-TMD monolayers.

Copyright © 2020  
The Authors, some  
rights reserved;  
exclusive licensee  
American Association  
for the Advancement  
of Science. No claim to  
original U.S. Government  
Works. Distributed  
under a Creative  
Commons Attribution  
NonCommercial  
License 4.0 (CC BY-NC).

Department of Physics, Massachusetts Institute of Technology, Cambridge, MA 02139, USA.

\*Corresponding author. Email: hisobe@mit.edu (H.I.); liangfu@mit.edu (L.F.)



**Fig. 1. Schematic figure of a rectifier based on a 2D material.** In this setup, we detect the rectified DC current transverse to the incident electric field, which is advantageous in reducing noise. The antenna is attached to both sides to collect bigger power from radiation and enhance the sensitivity.

## RESULTS

### Second-order response

We study the DC current in a homogeneous material generated at second order by an external electric field  $E$  of frequency  $\omega$ . The second-order response also involves a  $2\omega$  component, corresponding to the second-harmonic generation, which we do not focus on in this work. We write down the second-order DC response as

$$j_a = \chi_{abc} E_b^* E_c \quad (1)$$

where  $\chi_{abc}$  is the rank-three tensor for the second-order conductivity;  $E_a = E_a(\omega)$  is the (complex) amplitude of the external electric field of frequency  $\omega$ ; and the indices  $a$ ,  $b$ , and  $c$  label the coordinates.  $\chi_{abc}$  satisfies  $\chi_{abc} = \chi_{acb}^*$ . Since the current  $j_a$  is odd under inversion, while the electric field  $E_a$  is even, finite  $\chi_{abc}$  is possible only in non-centrosymmetric media. The second-order response can be decomposed into two parts as  $j_a = \chi_{abc}' E_b^* E_c + i\chi_{abc}'' E_b^* E_c$ , with  $\chi_{abc}' = \chi_{acb}'$  and  $\chi_{abc}'' = -\chi_{acb}''$ . The former describes the response to a linearly polarized field and the latter to a circularly polarized field (27). Note that in an isotropic medium, second-order response to a linearly polarized field must vanish. In other words, a nonzero  $\chi_{abc}'$  requires the presence of crystal anisotropy.

Nonlinear responses are extensively studied in the optical frequency regime (5). The classical approach to nonlinear optics con-

siders electrons bound to a nucleus by an anharmonic potential, so that the restoring force to the displacement of electrons becomes nonlinear. In the quantum-mechanical theory, the nonlinear optical response at frequencies larger than the bandgap is usually dominated by electric dipole transitions between different bands. On the other hand, with energy harvesting and infrared detection in mind, in this work, we consider intraband nonlinear response at frequencies below the interband transition threshold.

### Semiclassical Boltzmann analysis

We analyze the second-order electrical transport using the semiclassical Boltzmann theory (27). For a homogeneous system, the Boltzmann equation is given by ( $\hbar = 1$ )

$$\frac{\partial f}{\partial t} + \mathbf{k} \cdot \frac{\partial f}{\partial \mathbf{k}} = -\mathcal{C}[f] \quad (2)$$

where  $f(\mathbf{k}, \epsilon)$  is the distribution function at energy  $\epsilon$  and  $\mathcal{C}[f]$  denotes the collision integral. The time derivative of the wave vector is equal to the force felt by an electron  $\mathbf{k} = -e\mathbf{E}$  under the external electric field  $\mathbf{E}$ . The distribution function  $f$  deviates from the equilibrium Fermi-Dirac distribution when electrons are accelerated by the external field. A nonequilibrium steady state is obtained by the balance of the acceleration and the relaxation due to scattering, described by the collision integral  $\mathcal{C}[f]$ , whose explicit form is shown later in a general form. It includes the scattering rate  $w_{\mathbf{k}\mathbf{k}'}$ , the probability of the transition per unit time from a Bloch state with a wave vector  $\mathbf{k}$  to that with  $\mathbf{k}'$ . We will consider scattering by impurities. The impurity density should be sufficiently lower than the electron density for the semiclassical Boltzmann analysis to be valid; see Methods and Methods for further discussions.

To obtain a nonzero second-order conductivity  $\chi_{abc}$ , we need to capture the effect of inversion breaking. For time-reversal invariant systems, the energy dispersion  $\epsilon_{\mathbf{k}}$  and the band velocity  $\mathbf{v}_0(\mathbf{k}) = \nabla_{\mathbf{k}}\epsilon_{\mathbf{k}}$  satisfy the conditions  $\epsilon_{\mathbf{k}} = \epsilon_{-\mathbf{k}}$  and  $\mathbf{v}_0(\mathbf{k}) = -\mathbf{v}_0(-\mathbf{k})$ , which hold with or without inversion symmetry: That is, the absence of inversion is encoded in the wave function but not in the energy dispersion.

One consequence of inversion asymmetry is manifested in a scattering process, as the transition rate depends not only on the dispersion but also on the Bloch wave function  $\psi_{\mathbf{k}}$ . For and only for noncentrosymmetric crystals, the transition rate from  $\mathbf{k}$  to  $\mathbf{k}'$  and from  $-\mathbf{k}$  to  $-\mathbf{k}'$  can be different:  $w_{\mathbf{k}\mathbf{k}'} \neq w_{-\mathbf{k},-\mathbf{k}'}$ . A scattering process with such asymmetry is referred to as skew scattering. We will see that skew scattering is a source of the second-order DC response, i.e., rectification. The strength of skew scattering is characterized by  $w_{\mathbf{k}\mathbf{k}'}^{(A)} = (w_{\mathbf{k}\mathbf{k}'} - w_{-\mathbf{k},-\mathbf{k}'})/2$ , whereas the symmetric component  $w_{\mathbf{k}\mathbf{k}'}^{(S)} = (w_{\mathbf{k}\mathbf{k}'} + w_{-\mathbf{k},-\mathbf{k}'})/2$  does not rely on inversion breaking. The presence of time-reversal symmetry guarantees  $w_{\mathbf{k}\mathbf{k}'} = w_{-\mathbf{k},-\mathbf{k}'}$ , which allows us to write  $w_{\mathbf{k}\mathbf{k}'}^{(S,A)} = (w_{\mathbf{k}\mathbf{k}'} \pm w_{\mathbf{k}\mathbf{k}'})/2$ .

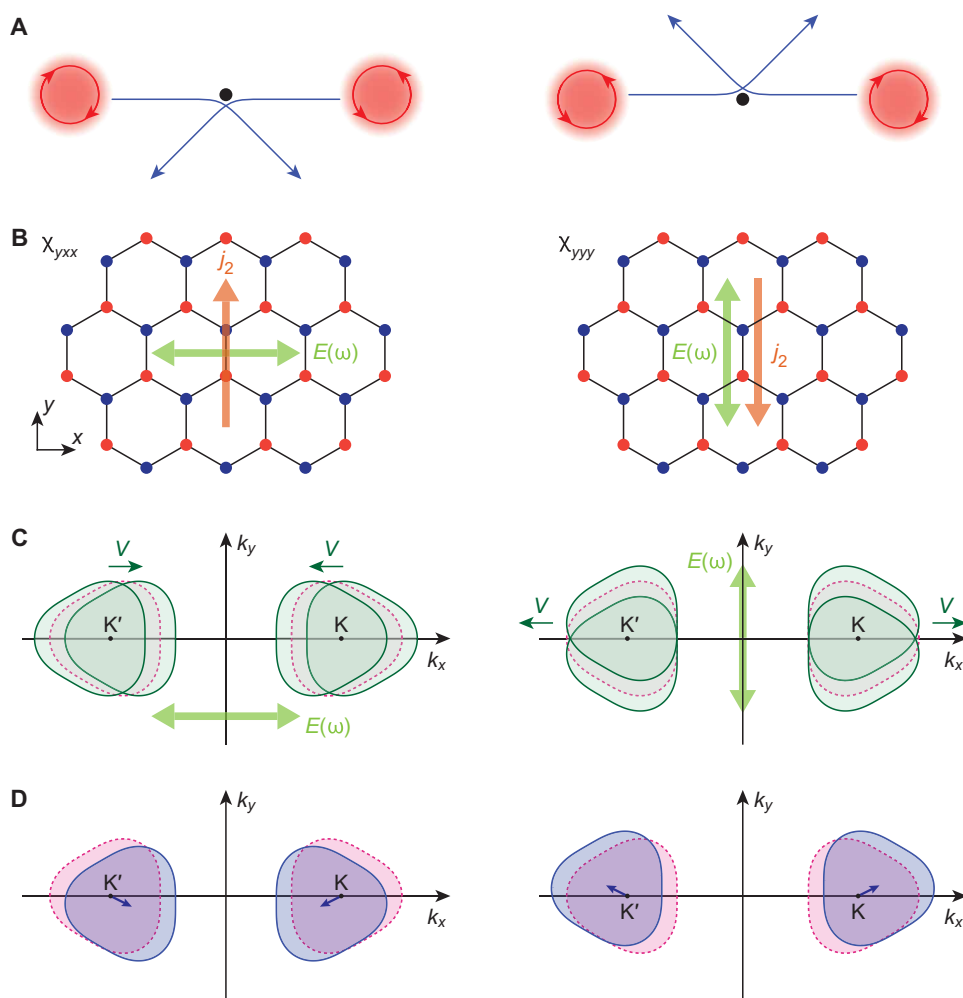
The transition rate  $w_{\mathbf{k}\mathbf{k}'}$  is usually calculated to the lowest order in scattering potential by Fermi's golden rule. For elastic impurity scattering, it is given by  $w_{\mathbf{k}\mathbf{k}'}^{(S)} = 2\pi \langle |V_{\mathbf{k}\mathbf{k}'}|^2 \rangle \delta(\epsilon_{\mathbf{k}'} - \epsilon_{\mathbf{k}})$ , where  $V_{\mathbf{k}\mathbf{k}'}$  is the matrix element of a single scatterer and  $\langle \rangle$  denotes the impurity average. However, this formula is symmetric under the exchange  $\mathbf{k} \leftrightarrow \mathbf{k}'$  and does not capture skew scattering. The latter arises at the next-leading order from the interference of a direct transition  $\mathbf{k} \rightarrow \mathbf{k}'$  and an indirect process  $\mathbf{k} \rightarrow \mathbf{k}'$  via an intermediate state  $\mathbf{q}$  (28)

$$w_{\mathbf{k}\mathbf{k}'}^{(A)} = -(2\pi)^2 \int_{\mathbf{q}} \text{Im} \langle V_{\mathbf{k}\mathbf{q}} V_{\mathbf{q}\mathbf{k}'} V_{\mathbf{k}\mathbf{k}'} \rangle \delta(\epsilon_{\mathbf{k}} - \epsilon_{\mathbf{k}'} - \epsilon_{\mathbf{q}}) \delta(\epsilon_{\mathbf{k}'} - \epsilon_{\mathbf{q}}) \quad (3)$$

which indeed satisfies  $w_{k'k}^{(A)} = -w_{kk'}^{(A)}$ . Here, we use the notation  $\int_q = \int d^d q / (2\pi)^d$  ( $d$  is the spatial dimension).

It is well known that skew scattering provides an extrinsic contribution to the anomalous Hall effect (29) and the spin Hall effect (30). These are linear response phenomena in systems with broken time-reversal and spin-rotational symmetries, respectively. We emphasize that skew scattering exists and contributes to second-order response even in materials with both time-reversal and spin-rotational symmetries. With regard to its microscopic origin, skew scattering can be caused by nonmagnetic impurities when the single-impurity potential  $V(\mathbf{r})$  is inversion asymmetric, such as a dipole or octupole potential (27). Here, we show that even for an inversion-symmetric single-impurity potential  $V(\mathbf{r}) = V(-\mathbf{r})$  such as a delta function potential, skew scattering can also appear. In this case, skew scattering is due to the inherent chirality of the electron wave function in a noncentrosymmetric crystal. In the simplest case of a delta function

impurity potential, we have  $V_{k'k} \propto \langle u_{k'} | u_k \rangle$  where  $|u_k\rangle$  is the Bloch wave function within a unit cell. Then, the expression for  $w^{(A)}$  given in Eq. 3 involves the wave function overlap at different  $\mathbf{k}$  points on the Fermi surface, similar to the Berry phase formula (31), and also, skew scattering is known to be related to Berry curvature in a certain limit (32). While there is no net chirality in nonmagnetic systems, the Bloch wave function  $|u_k\rangle$  of an electron at finite momentum is allowed to be complex and carry  $\mathbf{k}$ -dependent orbital magnetization, spin polarization, or Berry curvature. In other words, mobile electrons in inversion-breaking nonmagnetic crystals can exhibit momentum-dependent chirality that is opposite at  $\mathbf{k}$  and  $-\mathbf{k}$ . Then, skew scattering occurs because of electron chirality in a similar way as the classical Magnus effect, where a spinning object is deflected when moving in a viscous medium. The spinning motion is associated with the self-rotation of a wave packet (33), and the viscosity results from scattering with impurities; see Fig. 2A.



**Fig. 2. Second-order response by skew scattering on a honeycomb lattice.** (A) Schematics of skew scattering. When a self-rotating wave packet (red) is scattered by an inversion-symmetric potential (black), its motion is deflected like the Magnus effect. Two wave packets moving in the opposite directions produces zero net current. However, if the two self-rotate in different directions, then skew scattering produces net current in the perpendicular direction. (B) Electric field and rectified current on a honeycomb lattice. The left and right panels in (A) to (D) correspond to  $\chi_{yxx}$  and  $\chi_{yyy}$ , respectively. (C) Fermi surface displacement at frequency  $\omega$  (green). The oscillating electric field  $E(\omega)$  forces the Fermi surface to swing back and forth from its equilibrium position (red). Owing to the Fermi surface anisotropy, each valley yields finite velocity  $\mathbf{V}$  along the  $k_x$  direction after time averaging. This velocity is canceled with the two valleys, and there is no DC current generated as a linear response. (D) Stationary Fermi surface displacement. The electric field and skew scattering produce the stationary Fermi surface displacement (blue) from the equilibrium state (red) as a second-order response. Finite rectified current is observed when the contributions from the two valleys do not cancel.

To obtain the second-order conductivity, we should calculate the distribution function  $f(\mathbf{k})$  to second order in the external electric field  $\mathbf{E}(\omega)$ . Moreover, since skew scattering  $w^{(A)}$  is parametrically smaller than  $w^{(S)}$ , we expand the distribution function up to first order in  $w^{(A)}$ . By solving the Boltzmann equation self-consistently at each order of  $\mathbf{E}$  and  $w^{(A)}$ , we obtain the second-order DC current response  $\mathbf{j} = -e\int_{\mathbf{k}} v_0(\mathbf{k})f(\mathbf{k})$  due to skew scattering in time-reversal invariant systems. The second-order conductivity  $\chi_{abc}$  can be formally expressed in terms of various scattering times  $\tau_n, \tau'_n$

$$\chi_{abc} = -e^3 \left[ \tau'_2 \tau'_1(\omega) \int_{\mathbf{k}} v_{0,a} \partial_{k_b} \int_{\mathbf{k}'} w_{\mathbf{k}\mathbf{k}'}^{(A)} \partial_{k'_c} f_0(k') + \tau'_2 \tau_2 \tau_1(\omega) \int_{\mathbf{k}} v_{0,a} \int_{\mathbf{k}'} w_{\mathbf{k}\mathbf{k}'}^{(A)} \partial_{k_b} \partial_{k'_c} f_0(k') \right] + (b \leftrightarrow c)^* \quad (4)$$

where  $\tau_n(\omega)$  is a shorthand for  $\tau_n(\omega) = \tau_n/(1 - i\omega\tau_n)$  and likewise for  $\tau'_n(\omega)$ . The scattering times  $\tau_n, \tau'_n$  with  $n = 1, 2$  are associated with the dominant symmetric scattering  $w^{(S)}$ . They determine the steady-state distribution function up to second order in the electric field when skew scattering is neglected. Detailed descriptions of a self-consistent solution of the Boltzmann equation and discussions about Joule heating can be found in the Supplementary Materials.

A rough order-of-magnitude estimate of  $\chi$  is obtained from Eq. 4 by using two scattering times  $\tau$  and  $\tilde{\tau}$  for the symmetric and skew scattering, respectively, leading to the second-order DC current of a metal or degenerate semiconductor under a linearly polarized electric field

$$j_2 \sim env_F \cdot \left( \frac{eE\Delta t}{p_F} \right)^2 \cdot \frac{\tau}{\tilde{\tau}} \quad (5)$$

with  $\Delta t = \tau$  for  $\omega\tau \ll 1$ , and  $\Delta t = 1/\omega$  for  $\omega\tau \gg 1$ . Here,  $v_F$  is the Fermi velocity,  $p_F = \hbar k_F$  is the Fermi momentum, and  $n$  is the electron density.

This estimate provides a heuristic understanding of the second-order response. In the low-frequency limit  $\omega \rightarrow 0$ , the ratio of the second-order current  $j_2$  and the linear response current  $j_1 = \sigma_\omega E$  is a product of two dimensionless quantities  $eE\tau/p_F$  and  $\tau/\tilde{\tau}$ . The first term is the change of electron's momentum under the external field during the mean free time, divided by the Fermi momentum. The second term  $\tau/\tilde{\tau}$  characterizes the strength of skew scattering, which is responsible for second-order electrical response, relative to the symmetric scattering.

The short-circuit current responsivity  $\mathfrak{R}_I$  is a metric for a rectifier, defined as the ratio of the generated DC current to the power dissipation. With a sample dimension  $L^2$ , the current responsivity is given by  $\mathfrak{R}_I \equiv j_2 L / (j_1 E L^2)$ . Similarly, the voltage responsivity  $\mathfrak{R}_V$  is defined for the generated DC voltage as  $\mathfrak{R}_V \equiv (j_2 L / \sigma_0) / (j_1 E L^2)$ . Both  $\mathfrak{R}_I$  and  $\mathfrak{R}_V$  are independent of the magnitude of the external electric field. Using the linear response conductivity  $\sigma_\omega \sim env_F \cdot (e\lambda_F \tau / \hbar) \text{Re} [(1 - i\omega\tau)^{-1}]$  (with the Fermi wavelength  $\lambda_F = 2\pi/k_F$ ) obtained from the same Boltzmann equation, we have

$$\mathfrak{R}_I = \frac{1}{L} \frac{\chi}{\sigma_\omega} = \frac{\eta_I \tau}{L \tilde{\tau}}, \quad \eta_I \sim \frac{e\tau}{p_F} \quad (6)$$

$$\mathfrak{R}_V = \frac{1}{L} \frac{\chi}{\sigma_\omega \sigma_0} = \frac{\eta_V \tau}{L \tilde{\tau}}, \quad \eta_V \sim \frac{1}{en v_F}$$

Here, we define the reduced current and voltage responsivities  $\eta_I$  and  $\eta_V$ , respectively, which are independent of the sample size and the ratio  $\tau/\tilde{\tau}$ . The approximate relations for  $\eta_I$  and  $\eta_V$  hold in both low- and high-frequency limits. We also consider the ratio of the generated DC power and input power  $\eta_P \equiv (j_2^2 / \sigma_0) / (\sigma_\omega E^2)$ , which char-

acterizes the power conversion efficiency (assuming that the load resistance and internal resistance are comparable). We find

$$\eta_P = \frac{\chi^2 E^2}{\sigma_0 \sigma_\omega} \propto \left( \frac{eE\Delta t}{p_F} \right)^2 \cdot \left( \frac{\tau}{\tilde{\tau}} \right)^2 \quad (7)$$

From these figure of merits, it is clear that a material with low carrier density  $n$  or small Fermi momentum  $p_F$  is desirable for efficient rectification. Moreover, to achieve high current responsivity, a long mean free time is preferred. In this respect, high-mobility semiconductors and semimetals are promising as rectifiers for infrared detection. In the following, we analyze graphene systems and estimate their efficiency of rectification.

### Graphene multilayers and TMDs

Pristine graphene has high mobility and low carrier density, but it is centrosymmetric. Nevertheless, as a van der Waals material, we can easily assemble multilayer stacks to break inversion. Realizations of noncentrosymmetric structures include monolayer graphene on a hexagonal boron nitride (hBN) substrate (34–38), electrically biased bilayer graphene (39–41), and multilayer graphene such as ABA-stacked trilayer graphene (42, 43). Anisotropy of energy dispersions, also required for second-order response, naturally arises from trigonal crystal structures.

We now show how skew scattering arises from the chirality of quantum wave functions and contributes to the second-order conductivity in graphene heterostructures with gaps induced by inversion symmetry breaking. The  $k \cdot p$  Hamiltonian that we consider here is

$$H_s(\mathbf{k}) = \begin{pmatrix} \Delta & svk_s - \lambda k_s^2 \\ svk_s - \lambda k_s^2 & -\Delta \end{pmatrix} \quad (8)$$

where  $s = \pm 1$  denotes two valleys at  $K$  and  $K'$ , respectively, and we define  $k_\pm = k_x \pm ik_y$ . This Hamiltonian has a bandgap of  $2\Delta$  in the energy spectrum and describes two graphene systems: (i) monolayer graphene on hBN, where the spatially varying atomic registries break the carbon sublattice symmetry and opens up gaps at Dirac points (34–38); and (ii) bilayer graphene with an out-of-plane electric field that breaks the layer symmetry and opens up gaps (39–41). The difference between the monolayer and bilayer cases lies in the relative strength of  $v$  and  $\lambda$ . For the monolayer (bilayer) case,  $\lambda k_F^2 \ll vk_F$  ( $vk_F \ll \lambda k_F^2$ ) is responsible for the trigonal warping of the linear (quadratic) energy dispersion.

The Bloch wave function of  $H_s(\mathbf{k})$  has two components associated with sublattice (layer) degrees of freedom in monolayer (bilayer) graphene. When the bandgap is present ( $\Delta \neq 0$ ), the wave function in each valley is chiral and carries finite Berry curvature, leading to skew scattering from nonmagnetic impurities. The chirality and Berry curvature are opposite for valley  $K$  and  $K'$  because of time reversal symmetry. Note that because of the threefold rotation symmetry of graphene, Berry curvature dipole vanishes (14), leaving skew scattering as the only mechanism for rectification.

We calculate the second-order conductivity from Eq. 4 and find nonvanishing elements  $\chi_{xxy} = \chi_{yyx} = \chi_{yxx} = -\chi_{yyy} \equiv \chi$ , consistent with the point group symmetry. The relation among the electric field, induced current, and underlying crystalline lattice is depicted in Fig. 2B, along with the schematic pictures of the Fermi surface displacement (Fig. 2, C and D). The function  $\chi$  has the form  $\chi = e^3 v_F (\tau^3 / \tilde{\tau}) \zeta(\epsilon_F, \omega)$ , with the dimensionless function  $\zeta$  given in the Supplementary Materials.

The ratio  $\tau/\tilde{\tau}$  is proportional to the gap  $\Delta$  and the Fermi surface trigonal warping. The former describes the effect of inversion breaking on the electronic structure, while the latter is responsible for Fermi surface asymmetry within a valley  $E_s(\mathbf{k}) \neq E_s(-\mathbf{k})$ . Both ingredients are necessary for finite second-order response.

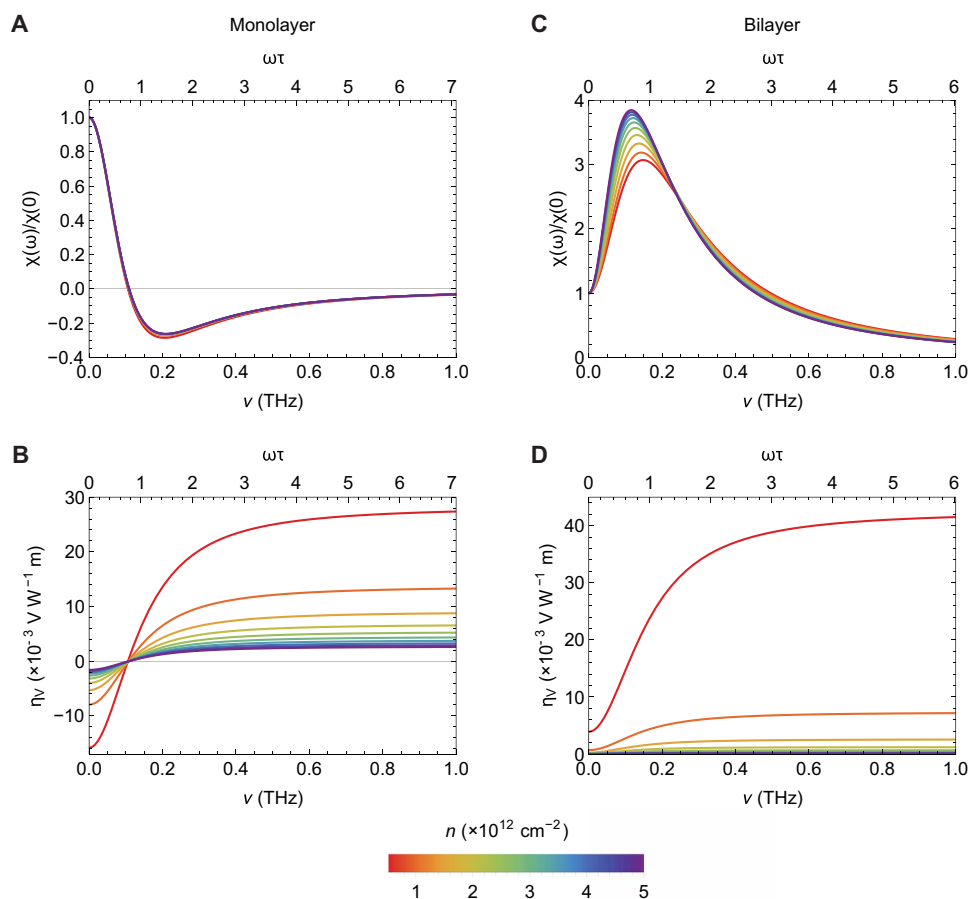
The second-order conductivity  $\chi$  and the reduced voltage responsivity  $\eta_V$  for both monolayer and bilayer gapped graphene are shown in Fig. 3 as the functions of frequency  $\nu = \omega/(2\pi)$ . The frequency dependence of the second-order conductivity is qualitatively understood with Eq. 5. We can further simplify the relation in two dimensions for  $n\lambda_F^2 = \text{const}$ . The second-order conductivity then behaves as  $\chi \sim e^3 v_F \tau^2 / \hbar^2 \cdot (\tau/\tilde{\tau})$  for  $\omega\tau \ll 1$  and  $\chi \sim e^3 v_F / (\hbar\omega)^2 \cdot (\tau/\tilde{\tau})$  for  $\omega\tau \gg 1$ .

The responsivity is affected by the linear conductivity  $\sigma$  as well as the second-order conductivity  $\chi$ . At high frequencies with the carrier density fixed, we observe a decrease of the rectified current while the energy dissipation by the linear response also decreases. Since both  $\sigma$  and  $\chi$  decrease as  $\omega^{-2}$ , the responsivity saturates in the high-frequency limit. With a sample size of 10  $\mu\text{m}$ , the carrier density  $n = 0.5 \times 10^{12} \text{ cm}^{-2}$ , and the ratio  $\tau/\tilde{\tau} = 0.01$ , from reasonable estimates of mean free time and impurity concentration, we find the saturated voltage responsivity  $\mathfrak{R}_V \sim 30 \text{ V/W}$  for monolayer and 40 V/W for

bilayer (see also the Supplementary Materials for the frequency dependence). As expected from the qualitative estimate Eq. 6, high responsivity is realized with low carrier density. We note that the semiclassical approach is valid when the mean free path is much longer than the Fermi wavelength.

Both monolayer and bilayer graphene show broadband response. The saturation of responsivities lasts up to the onset frequency of an interband transition (not included in our study). For example, at the lowest density of  $n = 0.5 \times 10^{12} \text{ cm}^{-2}$  shown in Fig. 3, the Fermi energy for the monolayer case is  $\epsilon_F \approx 80 \text{ meV}$ , so that due to the Pauli blocking, the interband transition does not occur at frequencies below  $2\epsilon_F \sim 40 \text{ THz}$ . The interband threshold frequency also increases with the bandgap, which is tunable in bilayer graphene by the displacement field.

Finite temperature affects the intraband second-order response and responsivity through thermal smearing of the distribution function and the change of scattering times. Here, thermal smearing does not change our result much, as the Fermi energy is much higher than room temperature. Since it uses the material's intrinsic nonlinearity, rectification from the intraband process considered here does not suffer from the noise associated with thermally excited electron-hole pairs in photodiodes.



**Fig. 3. Second-order response for graphene heterostructures and multilayers.** (A and B) Second-order DC response for monolayer and (C and D) bilayer graphene. The second-order conductivity  $\chi$  is shown in (A) and (C), and the reduced voltage responsivity  $\eta_V$  is shown in (B) and (D). The carrier density  $n$  is changed from  $0.5 \times 10^{12} \text{ cm}^{-2}$  (red) to  $5 \times 10^{12} \text{ cm}^{-2}$  (purple). We use the values  $v = 0.94 \times 10^6 \text{ m/s}$ ,  $\Delta = 15 \text{ meV}$ , and  $\tau = 1.13 \text{ ps}$  for the monolayer case; and  $\Delta = 50 \text{ meV}$  and  $\tau = 0.96 \text{ ps}$  for the bilayer case, from transport, infrared spectroscopy, and scanning tunneling microscopy/spectroscopy measurements (37, 47–51). For the bilayer case,  $\lambda = (2m)^{-1}$  is determined by the effective mass  $m \approx 0.033 m_e$  ( $m_e$ , electron mass) and  $v \approx 1 \times 10^5 \text{ m/s}$  (52, 53). See also the Supplementary Materials for details.

Our analysis also applies to 2H-TMD monolayers, where transition metal and chalcogen atoms form trigonal crystal structures. Similar to gapped graphene, their band structures can also be described as massive Dirac fermions with trigonal warping (44) but with much larger bandgaps (45, 46). Hence, they should exhibit a large intraband second-order response as well. Topological insulator surface states also show the effect (see the Supplementary Materials). In addition to 2D systems, 3D bulk materials without inversion are also worth considering. As discussed, we expect large responsivities in low carrier densities. From this respect, inversion-breaking Weyl semimetals are promising candidates.

## DISCUSSION

So far, we have considered the skew scattering contribution to the second-order DC response. Besides, the Berry curvature  $\mathbf{\Omega}$  contributes to the distribution function through the collision integral and the electron's velocity as the anomalous and side-jump velocities, which modifies the second-order conductivity. The Berry curvature is odd (even) under time reversal (inversion), and thus, it is allowed to exist in time-reversal invariant noncentrosymmetric materials. A similar Boltzmann transport analysis for linear response is reported in the context of the anomalous Hall effect without time-reversal symmetry (29); see Materials and Methods and the Supplementary Materials for details. Finite Berry curvature enforces a coordinate shift  $\delta\mathbf{r}_{k'k}$  after scattering, giving a displacement of the center of an electron wave packet. It is accompanied by a potential energy shift  $\delta\epsilon_{k'k}$  in the presence of the external field, which results in the collision integral

$$C[f] = \int_{k'} \left[ w_{k'k} f(\mathbf{k}, \epsilon_k) - w_{kk'} f(\mathbf{k}', \epsilon_k + \delta\epsilon_{k'k}) \right] \quad (9)$$

One may decompose the distribution function in nonequilibrium as  $f = f_0 + f^{\text{scatt}} + f^{\text{adist}}$ , where  $f_0$  is the equilibrium distribution function,  $f^{\text{scatt}}$  describes the effect of scattering to the distribution (with  $\delta\epsilon_{k'k} = 0$ ), and  $f^{\text{adist}}$  is the anomalous distribution due to finite  $\delta\epsilon_{k'k}$ . Because of the different origins, they have distinct dependence on the scattering time  $\tau$ . For low frequencies with  $\omega\tau \ll 1$ ,  $\tau$  dependence of each term is easily estimated by a simple power counting. Noting that the scattering rate  $w$  amounts to  $\tau^{-1}$ , we can expand the distribution function in powers of the electric field  $E$ , with coefficients depending on  $\tau$

$$\begin{aligned} f^{\text{scatt}} &= \sum_{n \geq 1} f_n^{\text{scatt}}, f_n^{\text{adist}} \propto \tau^n E^n \\ f^{\text{adist}} &= \sum_{n \geq 1} f_n^{\text{adist}}, f_n^{\text{adist}} \propto \tau^{n-1} E^n \end{aligned} \quad (10)$$

in the weak impurity limit.

The electric current density is obtained by  $\mathbf{j} = -e \int_{\mathbf{k}} \mathbf{v}(\mathbf{k}) f(\mathbf{k})$ , where  $\mathbf{v}(\mathbf{k})$  is the electron's velocity

$$\begin{aligned} \mathbf{v} &= \frac{\partial \epsilon_{\mathbf{k}}}{\partial \mathbf{k}} - \dot{\mathbf{k}} \times \mathbf{\Omega} + \int_{\mathbf{k}'} w_{k'k} \delta\mathbf{r}_{k'k} \\ &\equiv \mathbf{v}_0 + \mathbf{v}_{\text{av}} + \mathbf{v}_{\text{sj}} \end{aligned} \quad (11)$$

Besides the velocity given by the band dispersion  $\mathbf{v}_0$ ,  $\mathbf{v}$  contains two additional terms: The anomalous velocity  $\mathbf{v}_{\text{av}}$  is associated with the Berry curvature, and the last term  $\mathbf{v}_{\text{sj}}$  describes the side-jump contribution, which arises from a combined effect of scattering and Berry curvature. Now, we can see several contributions to the second-

order conductivity  $\chi$  from combinations in the product of the out-of-equilibrium distribution function ( $f^{\text{scatt}} + f^{\text{adist}}$ ) and the electron velocity ( $\mathbf{v}_0 + \mathbf{v}_{\text{av}} + \mathbf{v}_{\text{sj}}$ ).

The dominant contribution in the weak impurity limit ( $\tau \rightarrow \infty$ ) emerges from the skew scattering with  $\mathbf{v}_0 f_2^{\text{scatt}}$ , resulting in  $\chi \propto \tau^2$ . The Berry curvature dipole contribution found in (14) corresponds to  $\mathbf{v}_{\text{av}} f_1^{\text{scatt}}$ , which amounts to  $\chi \propto \tau$ . It shows the frequency dependence as  $\chi' \propto e^3 \tau D$ ,  $\chi'' \approx 0$  for low frequencies ( $\omega\tau \ll 1$ ) and  $\chi' \propto e^3 D / (\omega^2 \tau)$ ,  $\chi'' \propto e^3 D / \omega$  for high frequencies ( $\omega\tau \gg 1$ ), where  $D$  is the Berry curvature dipole. It is a quantity with the dimension of length in two dimensions. The Berry curvature dipole and skew scattering have the same frequency dependence, although they are distinct in the  $\tau$  dependence.

Inversion breaking results in finite skew scattering  $w^{(A)}$ . Along with the accompanying anisotropic Fermi surface, the second-order electronic response induced by skew scattering persists in any noncentrosymmetric materials. This is in marked contrast to the Berry curvature dipole mechanism, which imposes more symmetry constraints in addition to inversion breaking. Some symmetry classes without inversion, e.g., those containing a threefold rotation axis, do not show nonlinear response from a Berry curvature dipole (14).

In summary, we have performed a systematic study of second-order electrical response due to intraband process and have identified the skew scattering mechanism as the dominant contribution in the weak impurity limit. This mechanism is responsible for current rectification and opens a new way to low-power energy harvesters and terahertz detection.

## MATERIALS AND METHODS

We use the semiclassical Boltzmann transport theory to analyze the second-order response in noncentrosymmetric materials. The analysis is to some extent in parallel with that for the anomalous Hall effect (27, 29), but there is a fundamental difference in symmetry: Inversion should be broken for finite second-order response, whereas time-reversal symmetry is broken for the anomalous Hall effect.

The total Hamiltonian is given by

$$H = H_0 + V + U \quad (12)$$

where  $H_0$  is the Hamiltonian for electrons in the clean limit with the eigenvalue  $\epsilon_{\mathbf{k}}$ ,  $V$  describes electron scattering, and  $U$  includes the external electric field, which drives the system into nonequilibrium. In a semiclassical description,  $U$  results in the force acting on an electron's wave packet:  $\nabla_r U = -\mathbf{F}$ . In the following, we consider an external electric field of frequency  $\omega$ , namely,  $\mathbf{F} = -e\mathbf{E}(\omega)$ .

A formally rigorous analysis requires a quantum-mechanical calculation of density matrices, which usually requires considerable effort. The semiclassical analysis is simpler and offers intuitive understanding; the downside is that it has limitations owing to the uncertainty principle. The semiclassical description relies on wave packets of Bloch states. A wave packet is localized both in the real space and the momentum space so that the mean position  $\mathbf{r}$  and momentum  $\mathbf{k}$  can be designated. However, the uncertainty principle imposes the limitation  $\Delta r \Delta k \gtrsim 1$ . We require position and momentum resolutions set by the mean free path  $\ell$  and the Fermi wave vector  $k_F$ ; i.e.,  $k_F \ell \gg 1$  is necessary for the semiclassical analysis. In the following, we deal with electron scattering by impurities. Since  $\ell$  and  $k_F$  depends on the impurity and electron densities, respectively, the condition is satisfied

when the impurity density is sufficiently lower than the electron density.

The semiclassical Boltzmann equation for the distribution function  $f$  includes the scattering rate  $w_{k'k}$  and the energy shift  $\delta\epsilon_{k'k}$ . The scattering rate is given by

$$w_{k'k} = 2\pi |T_{k'k}| \delta(\epsilon_{k'} - \epsilon_k) \quad (13)$$

with the scattering  $T$  matrix  $T_{k'k}$ . The energy shift appears for a scattering process in the presence the Berry curvature  $\mathbf{\Omega}$ . It is defined from the Berry connection  $A_a = i\langle u_k | \partial_{k_a} u_k \rangle$  as  $\Omega_a = \epsilon_{abc} \partial_{k_b} A_c$ , where  $|u_k\rangle$  is the lattice periodic part of the Bloch function at  $\mathbf{k}$  and  $\epsilon_{abc}$  is the Levi-Civita symbol. The Berry curvature transforms under inversion  $\mathcal{P}$  and time reversal  $\mathcal{T}$  as

$$\mathcal{P}: \Omega_a(\mathbf{k}) \rightarrow \Omega_a(-\mathbf{k}), \quad \mathcal{T}: \Omega_a(\mathbf{k}) \rightarrow -\Omega_a(-\mathbf{k}) \quad (14)$$

It is deduced that the Berry curvature vanishes everywhere in the Brillouin zone when  $\mathcal{PT}$  symmetry exists. Finite Berry curvature causes the coordinate shift  $\delta\mathbf{r}_{k'k}$ , which describes the displacement of the center of a wave packet after a scattering process  $\mathbf{k} \rightarrow \mathbf{k}'$ . For a weak scattering with a small momentum change, the coordinate shift can be approximated as  $\delta\mathbf{r}_{k'k} \approx (\mathbf{k}' - \mathbf{k}) \times \mathbf{\Omega}(\mathbf{k})$ . The energy shift  $\delta\epsilon_{k'k}$  is given by using the coordinate shift  $\delta\mathbf{r}_{k'k}$  as

$$\delta\epsilon_{k'k} = -\mathbf{F} \cdot \delta\mathbf{r}_{k'k} \quad (15)$$

Note that the coordinate shift is independent of the scattering time  $\tau$ , although it is related to scattering as it describes the displacement after a single impurity scattering. Further details of the analysis are presented in the Supplementary Materials.

## SUPPLEMENTARY MATERIALS

Supplementary material for this article is available at <http://advances.sciencemag.org/cgi/content/full/6/13/eaay2497/DC1>

Section S1. Semiclassical Boltzmann theory

Section S2. Current response

Section S3. Graphene-based models with trigonal lattice structures

Section S4. Estimate of parameters

Section S5. Surface state of a topological insulator

Fig. S1. Monolayer and bilayer graphene models.

Fig. S2. Carrier density dependence of the material properties.

Fig. S3. Frequency dependence of the response.

Fig. S4. Frequency and temperature dependence of the response.

Fig. S5. Frequency and temperature dependence of the response with a logarithmic scale for the frequency axis.

References (54–62)

## REFERENCES AND NOTES

- S. Hemour, K. Wu, Radio-frequency rectifier for electromagnetic energy harvesting: Development path and future outlook. *Proc. IEEE* **102**, 1667–1691 (2014).
- K. V. Selvan, M. S. Mohamed Ali, Micro-scale energy harvesting devices: Review of methodological performances in the last decade. *Renew. Sustain. Energy Rev.* **54**, 1035–1047 (2016).
- A. Karim, J. Y. Andersson, Infrared detectors: Advances, challenges and new technologies. *IOP Conf. Ser.: Mater. Sci. Eng.* **51**, 012001 (2013).
- C. L. Tan, H. Mohseni, Emerging technologies for high performance infrared detectors. *Nanophotonics* **7**, 169–197 (2018).
- R. W. Boyd, *Nonlinear Optics*, 3rd Edition (Academic Press, 2008).
- D. S. Chemla, J. Zyss, *Nonlinear Optical Properties of Organic Molecules and Crystals* (Academic Press, 1987).
- L. Wu, S. Patankar, T. Morimoto, N. L. Nair, E. Thewalt, A. Little, J. G. Analytis, J. E. Moore, J. Orenstein, Giant anisotropic nonlinear optical response in transition metal monopnictide Weyl semimetals. *Nat. Phys.* **13**, 350–355 (2017).
- Q. Ma, S.-Y. Xu, C.-K. Chan, C.-L. Zhang, G. Chang, Y. Lin, W. Xie, T. Palacios, H. Lin, S. Jia, P. A. Lee, P. Jarillo-Herrero, N. Gedik, Direct optical detection of Weyl fermion chirality in a topological semimetal. *Nat. Phys.* **13**, 842–847 (2017).
- V. N. Genkin, P. M. Mednis, Contribution to the theory of nonlinear effects in crystals with account taken of partially filled bands. *Sov. Phys. JETP* **27**, 609–615 (1968).
- R. Soref, Mid-infrared photonics in silicon and germanium. *Nat. Photon.* **4**, 495–497 (2010).
- J. Leuthold, C. Koos, W. Freude, Nonlinear silicon photonics. *Nat. Photon.* **4**, 535–544 (2010).
- J. E. Moore, J. Orenstein, Confinement-induced berry phase and helicity-dependent photocurrents. *Phys. Rev. Lett.* **105**, 026805 (2010).
- E. Deyo, L. E. Golub, E. L. Ivchenko, B. Spivak, Semiclassical theory of the photogalvanic effect in non-centrosymmetric systems. arXiv:0904.1917 (2009).
- I. Sodemann, L. Fu, Quantum nonlinear hall effect induced by berry curvature dipole in time-reversal invariant materials. *Phys. Rev. Lett.* **115**, 216806 (2015).
- S.-Y. Xu, Q. Ma, H. Shen, V. Fatemi, S. Wu, T.-R. Chang, G. Chang, A. M. Mier Valdivia, C.-K. Chan, Q. D. Gibson, J. Zhou, Z. Liu, K. Watanabe, T. Taniguchi, H. Lin, R. J. Cava, L. Fu, N. Gedik, P. Jarillo-Herrero, Electrically switchable Berry curvature dipole in the monolayer topological insulator WTe<sub>2</sub>. *Nat. Phys.* **14**, 900–906 (2018).
- K. Kang, T. Li, E. Sohn, J. Shan, K. F. Mak, Observation of the nonlinear anomalous Hall effect in 2D WTe. arXiv:1809.08744 (2018).
- X. Qian, J. Liu, L. Fu, J. Li, Solid State Theory. Quantum spin Hall effect in two-dimensional transition metal dichalcogenides. *Science* **346**, 1344–1347 (2014).
- P. Olbrich, L. E. Golub, T. Herrmann, S. N. Danilov, H. Plank, V. V. Bel'kov, G. Müssler, C. Weyrich, C. M. Schneider, J. Kampmeier, D. Grützmacher, L. Plucinski, M. Eschbach, S. D. Ganichev, Room-temperature high-frequency transport of Dirac fermions in epitaxially grown Sb<sub>2</sub>Te<sub>3</sub>- and Bi<sub>2</sub>Te<sub>3</sub>-based topological insulators. *Phys. Rev. Lett.* **113**, 096601 (2014).
- T. Morimoto, S. Zhong, J. Orenstein, J. E. Moore, Semiclassical theory of nonlinear magneto-optical responses with applications to topological Dirac/Weyl semimetals. *Phys. Rev. B* **94**, 245121 (2016).
- H. Ishizuka, T. Hayata, M. Ueda, N. Nagaosa, Emergent electromagnetic induction and adiabatic charge pumping in noncentrosymmetric Weyl semimetals. *Phys. Rev. Lett.* **117**, 216601 (2016).
- E. J. König, H.-Y. Xie, D. A. Pesin, A. Levchenko, Photogalvanic effect in Weyl semimetals. *Phys. Rev. B* **96**, 075123 (2017).
- Y. Tokura, N. Nagaosa, Nonreciprocal responses from non-centrosymmetric quantum materials. *Nat. Commun.* **9**, 3740 (2018).
- Y. Zhang, Y. Sun, B. Yan, Berry curvature dipole in Weyl semimetal materials: An ab initio study. *Phys. Rev. B* **97**, 041101 (2018).
- H. Rostami, M. Polini, Nonlinear anomalous photocurrents in Weyl semimetals. *Phys. Rev. B* **97**, 195151 (2018).
- J. I. Facio, D. Efremov, K. Koepf, J.-S. You, I. Sodemann, J. van den Brink, Strongly enhanced Berry dipole at topological phase transitions in BiTeI. *Phys. Rev. Lett.* **121**, 246403 (2018).
- S. Dzsaber, X. Yan, M. Taupin, G. Eguchi, A. Prokofiev, T. Shiroka, P. Blaha, O. Rubel, S. E. Grefe, H.-H. Lai, Q. Si, S. Paschen, Giant spontaneous Hall effect in a nonmagnetic Weyl-Kondo semimetal. arXiv:1811.02819 (2018).
- V. I. Belinicher, B. I. Sturman, The photogalvanic effect in media lacking a center of symmetry. *Sov. Phys. Usp.* **23**, 199–223 (1980).
- W. Kohn, J. M. Luttinger, Quantum Theory of Electrical Transport Phenomena. *Phys. Rev.* **108**, 590–611 (1957).
- N. Nagaosa, J. Sinova, S. Onoda, A. H. MacDonald, N. P. Ong, Anomalous Hall effect. *Rev. Mod. Phys.* **82**, 1539–1592 (2010).
- J. Sinova, S. O. Valenzuela, J. Wunderlich, C. H. Back, T. Jungwirth, Spin Hall effects. *Rev. Mod. Phys.* **87**, 1213–1260 (2015).
- R. D. King-Smith, D. Vanderbilt, Theory of polarization of crystalline solids. *Phys. Rev. B* **47**, 1651–1654 (1993).
- H. Ishizuka, N. Nagaosa, Noncommutative quantum mechanics and skew scattering in ferromagnetic metals. *Phys. Rev. B* **96**, 165202 (2017).
- M. C. Chang, Q. Niu, Berry phase, hyperorbitals, and the Hofstadter spectrum: Semiclassical dynamics in magnetic Bloch bands. *Phys. Rev. B. Condens Matter* **53**, 7010–7023 (1996).
- C.-H. Park, L. Yang, Y.-W. Son, M. L. Cohen, S. G. Louie, New Generation of Massless Dirac Fermions in Graphene under External Periodic Potentials. *Phys. Rev. Lett.* **101**, 126804 (2008).
- M. Yankowitz, J. Xue, D. Cormode, J. D. Sanchez-Yamagishi, K. Watanabe, T. Taniguchi, P. Jarillo-Herrero, P. Jacquod, B. J. LeRoy, Emergence of superlattice Dirac points in graphene on hexagonal boron nitride. *Nat. Phys.* **8**, 382–386 (2012).
- B. Hunt, J. D. Sanchez-Yamagishi, A. F. Young, M. Yankowitz, B. J. LeRoy, K. Watanabe, T. Taniguchi, P. Moon, M. Koshino, P. Jarillo-Herrero, R. C. Ashoori, Massive Dirac fermions and Hofstadter butterfly in a van der Waals Heterostructure. *Science* **340**, 1427–1430 (2013).



37. M. Yankowitz, J. Jung, E. Laksono, N. Leconte, B. L. Chittari, K. Watanabe, T. Taniguchi, S. Adam, D. Graf, C. R. Dean, Dynamic band-structure tuning of graphene moiré superlattices with pressure. *Nature* **557**, 404–408 (2018).
38. P. R. Wallace, The Band Theory of Graphite. *Phys. Rev.* **71**, 622–634 (1947).
39. E. McCann, V. I. Fal'ko, Landau-level degeneracy and quantum hall effect in a graphite bilayer. *Phys. Rev. Lett.* **96**, 086805 (2006).
40. A. H. Castro Neto, F. Guinea, N. M. R. Peres, K. S. Novoselov, A. K. Geim, The electronic properties of graphene. *Rev. Mod. Phys.* **81**, 109–162 (2009).
41. S. Das Sarma, S. Adam, E. H. Hwang, E. Rossi, Electronic transport in two-dimensional graphene. *Rev. Mod. Phys.* **83**, 407–470 (2011).
42. Y. Shan, Y. Li, D. Huang, Q. Tong, W. Yao, W.-T. Liu, S. Wu, Stacking symmetry governed second harmonic generation in graphene trilayers. *Sci. Adv.* **4**, eaat0074 (2018).
43. A. A. Zibrov, R. Peng, C. Kometter, E. M. Spanton, J. I. A. Li, C. R. Dean, T. Taniguchi, K. Watanabe, M. Serbyn, A. F. Young, Emergent Dirac gullies and gully-symmetry-breaking quantum Hall states in ABA trilayer graphene. *Phys. Rev. Lett.* **121**, 167601 (2018).
44. A. Kormányos, G. Burkard, M. Gmitra, J. Fabian, V. Zólyomi, N. D. Drummond, V. Fal'ko, k

theory for two-dimensional transition metal dichalcogenide semiconductors. *2D Mater.* **2**, 022001 (2015).

45. W. Choi, N. Choudhary, G. H. Han, J. Park, D. Akinwande, Y. H. Lee, Recent development of two-dimensional transition metal dichalcogenides and their applications. *Mater. Today* **20**, 116–130 (2017).

46. S. Manzeli, D. Ovchinnikov, D. Pasquier, O. V. Yazyev, A. Kis, 2D transition metal dichalcogenides. *Nat. Rev. Mater.* **2**, 17033 (2017).

47. C. R. Dean, A. F. Young, I. Meric, C. Lee, L. Wang, S. Sorgenfrei, K. Watanabe, T. Taniguchi, P. Kim, K. L. Shepard, J. Hone, Boron nitride substrates for high-quality graphene electronics. *Nat. Nanotech.* **5**, 722–726 (2010).

48. L. Wang, I. Meric, P. Y. Huang, Q. Gao, Y. Gao, H. Tran, T. Taniguchi, K. Watanabe, L. M. Campos, D. A. Muller, J. Guo, P. Kim, J. Hone, K. L. Shepard, C. R. Dean, One-Dimensional Electrical Contact to a Two-Dimensional Material. *Science* **342**, 614–617 (2013).

49. J. Xue, J. Sanchez-Yamagishi, D. Bulmash, P. Jacquod, A. Deshpande, K. Watanabe, T. Taniguchi, P. Jarillo-Herrero, B. J. LeRoy, Scanning tunnelling microscopy and spectroscopy of ultra-flat graphene on hexagonal boron nitride. *Nat. Mater.* **10**, 282–285 (2011).

50. L. Ju, L. Wang, T. Cao, T. Taniguchi, K. Watanabe, S. G. Louie, F. Rana, J. Park, J. Hone, F. Wang, P. L. McEuen, Tunable excitons in bilayer graphene. *Science* **358**, 907–910 (2017).

51. M. Schmitz, S. Engels, L. Banszerus, K. Watanabe, T. Taniguchi, C. Stampfer, B. Beschoten, High mobility dry-transferred CVD bilayer graphene. *Appl. Phys. Lett.* **110**, 263110 (2017).

52. M. Mucha-Kruczyński, E. McCann, V. I. Fal'ko, Electron–hole asymmetry and energy gaps in bilayer graphene. *Semicond. Sci. Technol.* **25**, 033001 (2010).

53. E. McCann, M. Koshino, The electronic properties of bilayer graphene. *Rep. Prog. Phys.* **76**, 056503 (2013).

54. N. A. Sinitsyn, Semiclassical theories of the anomalous Hall effect. *J. Phys. Cond. Matt.* **20**, 023201 (2008).

55. N. A. Sinitsyn, Q. Niu, A. H. MacDonald, Coordinate shift in the semiclassical Boltzmann equation and the anomalous Hall effect. *Phys. Rev. B* **73**, 075318 (2006).

56. N. A. Sinitsyn, Q. Niu, J. Sinova, K. Nomura, Disorder effects in the anomalous Hall effect induced by Berry curvature. *Phys. Rev. B* **72**, 045346 (2005).

57. R. Karplus, J. M. Luttinger, Hall Effect in Ferromagnetics. *Phys. Rev.* **95**, 1154–1160 (1954).

58. J. M. Luttinger, Theory of the Hall Effect in Ferromagnetic Substances. *Phys. Rev.* **112**, 739–751 (1958).

59. E. N. Adams, E. I. Blount, Energy bands in the presence of an external force field—II: Anomalous velocities. *J. Phys. Chem. Solids* **10**, 286–303 (1959).

60. L. Berger, Side-Jump Mechanism for the Hall Effect of Ferromagnets. *Phys. Rev. B* **2**, 4559–4566 (1970).

61. J. C. W. Song, A. V. Shytov, L. S. Levitov, Electron Interactions and Gap Opening in Graphene Superlattices. *Phys. Rev. Lett.* **111**, 266801 (2013).

62. L. Fu, Hexagonal Warping Effects in the Surface States of the Topological Insulator Bi<sub>2</sub>Te<sub>3</sub>. *Phys. Rev. Lett.* **103**, 266801 (2009).

**Acknowledgments:** We thank Q. Ma, M. Soljačić, B. Halperin, and L. Liu for helpful discussions. **Funding:** The work was supported by the U.S. Army Research Laboratory and the U.S. Army Research Office through the Institute for Soldier Nanotechnologies. L.F. was supported, in part, by a Simons Investigator Award from the Simons Foundation. **Author contributions:** H.I. and L.F. conceived the idea. H.I. performed the theoretical calculations. All authors discussed the results and wrote the manuscript. **Competing interests:** The authors are part of inventors on a patent application related to this work filed by the MIT (application no. 62/779,025). The authors declare that they have no other competing interests. **Data and materials availability:** All data needed to evaluate the conclusions in the paper are present in the paper and/or the Supplementary Materials. Additional data related to this paper may be requested from the authors.

Submitted 2 June 2019  
Accepted 2 January 2020  
Published 27 March 2020  
10.1126/sciadv.aay2497

**Citation:** H. Isobe, S.-Y. Xu, L. Fu, High-frequency rectification via chiral Bloch electrons. *Sci. Adv.* **6**, eaay2497 (2020).

## High-frequency rectification via chiral Bloch electrons

Hiroki Isobe, Su-Yang Xu and Liang Fu

*Sci Adv* **6** (13), eaay2497.

DOI: 10.1126/sciadv.aay2497

### ARTICLE TOOLS

<http://advances.sciencemag.org/content/6/13/eaay2497>

### SUPPLEMENTARY MATERIALS

<http://advances.sciencemag.org/content/suppl/2020/03/23/6.13.eaay2497.DC1>

### REFERENCES

This article cites 57 articles, 5 of which you can access for free  
<http://advances.sciencemag.org/content/6/13/eaay2497#BIBL>

### PERMISSIONS

<http://www.sciencemag.org/help/reprints-and-permissions>

Use of this article is subject to the [Terms of Service](#)

---

*Science Advances* (ISSN 2375-2548) is published by the American Association for the Advancement of Science, 1200 New York Avenue NW, Washington, DC 20005. The title *Science Advances* is a registered trademark of AAAS.

Copyright © 2020 The Authors, some rights reserved; exclusive licensee American Association for the Advancement of Science. No claim to original U.S. Government Works. Distributed under a Creative Commons Attribution NonCommercial License 4.0 (CC BY-NC).