

## MIT Open Access Articles

*Search for decays of the 125 GeV Higgs boson into a Z boson and a # or # meson*

The MIT Faculty has made this article openly available. **Please share** how this access benefits you. Your story matters.

**Citation:** Journal of High Energy Physics. 2020 Nov 10;2020(11):39

**As Published:** [https://doi.org/10.1007/JHEP11\(2020\)039](https://doi.org/10.1007/JHEP11(2020)039)

**Publisher:** Springer Berlin Heidelberg

**Persistent URL:** <https://hdl.handle.net/1721.1/132007>

**Version:** Final published version: final published article, as it appeared in a journal, conference proceedings, or other formally published context

**Terms of use:** Creative Commons Attribution



# Search for decays of the 125 GeV Higgs boson into a Z boson and a $\rho$ or $\phi$ meson



## The CMS collaboration

*E-mail:* [cms-publication-committee-chair@cern.ch](mailto:cms-publication-committee-chair@cern.ch)

**ABSTRACT:** Decays of the 125 GeV Higgs boson into a Z boson and a  $\rho^0$ (770) or  $\phi$ (1020) meson are searched for using proton-proton collision data collected by the CMS experiment at the LHC at  $\sqrt{s} = 13$  TeV. The analysed data set corresponds to an integrated luminosity of  $137 \text{ fb}^{-1}$ . Events are selected in which the Z boson decays into a pair of electrons or a pair of muons, and the  $\rho$  and  $\phi$  mesons decay into pairs of pions and kaons, respectively. No significant excess above the background model is observed. As different polarization states are possible for the decay products of the Z boson and  $\rho$  or  $\phi$  mesons, affecting the signal acceptance, scenarios in which the decays are longitudinally or transversely polarized are considered. Upper limits at the 95% confidence level on the Higgs boson branching fractions into  $Z\rho$  and  $Z\phi$  are determined to be 1.04–1.31% and 0.31–0.40%, respectively, where the ranges reflect the considered polarization scenarios; these values are 740–940 and 730–950 times larger than the respective standard model expectations. These results constitute the first experimental limits on the two decay channels.

**KEYWORDS:** Hadron-Hadron scattering (experiments), Higgs physics, Particle and resonance production

ARXIV EPRINT: [2007.05122](https://arxiv.org/abs/2007.05122)

---

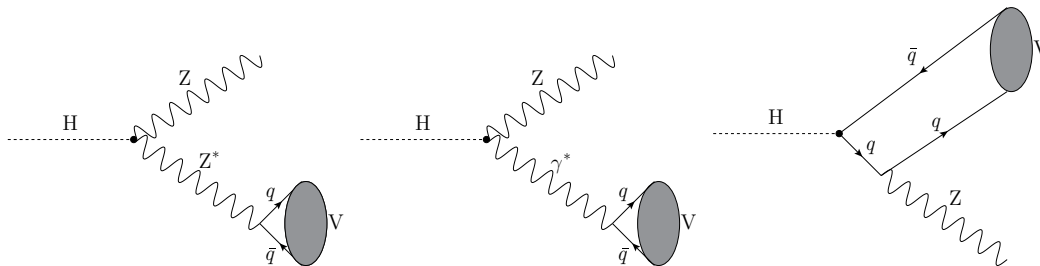
**Contents**

<b>1</b>	<b>Introduction</b>	<b>1</b>
<b>2</b>	<b>The CMS detector</b>	<b>3</b>
<b>3</b>	<b>Event reconstruction</b>	<b>4</b>
<b>4</b>	<b>Simulated samples</b>	<b>5</b>
<b>5</b>	<b>Event selection</b>	<b>6</b>
<b>6</b>	<b>Corrections applied to simulated samples</b>	<b>9</b>
<b>7</b>	<b>Signal and background modelling</b>	<b>10</b>
<b>8</b>	<b>Signal extraction and systematic uncertainties</b>	<b>11</b>
<b>9</b>	<b>Results</b>	<b>14</b>
<b>10</b>	<b>Summary</b>	<b>15</b>
	<b>The CMS collaboration</b>	<b>22</b>

---

**1 Introduction**

In 2012 a boson with a mass near 125 GeV was discovered by the ATLAS and CMS Collaborations at the CERN LHC [1–3]. Soon after it was established that the properties of this particle are, within uncertainties, in agreement with those of the Higgs boson (H) in the standard model (SM) [4–9]. Decays of the Higgs boson into  $\gamma\gamma$ ,  $ZZ^*$ ,  $W^\pm W^{\mp*}$ ,  $\tau^+\tau^-$ , and  $b\bar{b}$ , as well as Higgs boson production via gluon-gluon fusion (ggH), via vector boson fusion (VBF), in association with a vector boson, and in association with a top quark-antiquark pair, have all been observed [10–23]. While many of the couplings between the Higgs boson and other particles have already been measured, the required sensitivity for measuring Yukawa couplings to second- and first-generation fermions has not yet been reached. Yukawa couplings to second-generation fermions are accessible via searches for the decay of the Higgs boson into  $\mu^+\mu^-$  or  $c\bar{c}$ , both of which have been performed at the LHC [24–27]. The upper limit at the 95% confidence level (CL) for the decay into  $\mu^+\mu^-$  ( $c\bar{c}$ ) is approximately 2 (70) times the SM expectation. In addition, Yukawa couplings to lighter fermions are also accessible via rare exclusive decays of the Higgs boson. One class of such processes is the decay of the Higgs boson into a photon and a vector meson [28–30]. Thus far, the  $\gamma J/\psi$ ,  $\gamma\psi(2S)$ ,  $\gamma\Upsilon(nS)$ ,  $\gamma\rho$ , and  $\gamma\phi$  decays have been searched for [31–33].



**Figure 1.** Feynman diagrams of processes that contribute to the decay of a Higgs boson into a heavy vector boson and a vector meson. The grey oval shape represents the meson. The two indirect processes (left and middle), where the meson originates from an off-shell Z boson or  $\gamma^*$ , contribute the most to the total branching fraction in the SM.

The 95% CL upper limits on the branching fractions of the Higgs boson into  $\gamma J/\psi$ ,  $\gamma \rho$ , and  $\gamma \phi$  are 2 orders of magnitude larger than their expected values in the SM. For the  $\gamma \psi(2S)$  and  $\gamma \Upsilon(nS)$  decays, the corresponding upper limits are, respectively, 3 and 5 orders of magnitude larger than the SM expectation.

A related class of rare decays is that of the Higgs boson into a heavy vector boson and a vector meson (V) [34, 35]. Up to now only the decays of the Higgs boson into  $ZJ/\psi$  and  $Z\eta_c$  have been studied experimentally [36]. As indicated in figure 1, several processes contribute to the decay of the Higgs boson into a vector boson and a meson. The formation of a vector boson and a meson via  $H \rightarrow ZZ^*$  or  $H \rightarrow Z\gamma^*$  decays (figure 1, left and middle) are indirect contributions to this process. We refer to the decay of the Higgs boson into light quarks that radiate a vector boson and form a bound meson state (figure 1, right) as the direct process. In the SM the indirect processes contribute the most to the decay of the Higgs boson into a heavy vector boson and a vector meson.

The direct process is negligible in the SM as it is suppressed by a factor of up to  $m_q^2/m_H^2$  relative to the indirect contributions [30]. In that expression  $m_q$  and  $m_H$  denote the masses of the quark and of the Higgs boson, respectively. However, in scenarios beyond the SM where the Yukawa couplings to light fermions are enhanced, this direct process could contribute significantly to the Higgs boson branching fraction into a vector boson and a meson [34]. An example of a model beyond the SM with enhanced Yukawa couplings to light fermions is a version of the Giudice-Lebedev model of quark masses [37] that is modified to have two Higgs doublets. In this scenario Yukawa couplings to light quarks could be enhanced by up to a factor of 7 [38]. Enhancements of the Yukawa couplings by factors up to 30, 500, and 2000 for, respectively, strange, down, and up quarks are possible in a two Higgs doublet model with spontaneous flavour violation [39]. Other scenarios in which light-quark Yukawa couplings can be larger than predicted in the SM include a single Higgs doublet model with Froggatt-Nielsen mechanism [40] and Randall-Sundrum models of warped extra dimensions [41, 42]. In addition, studies of the indirect processes are also of interest as these probe a different phase space from conventional  $H \rightarrow WW^*$  and  $H \rightarrow ZZ^*$  measurements, and therefore provide complementary information.

This paper describes a search for decays of the 125 GeV Higgs boson into a Z boson and a  $\rho(770)^0$  meson ( $H \rightarrow Z\rho$ ) or into a Z boson and a  $\phi(1020)$  meson ( $H \rightarrow Z\phi$ ). The

branching fractions of these processes in the SM are small:  $\mathcal{B}(H \rightarrow Z\rho) = (1.4 \pm 0.1) \times 10^{-5}$  and  $\mathcal{B}(H \rightarrow Z\phi) = (4.2 \pm 0.3) \times 10^{-6}$  [34]. The search uses a sample of proton-proton (pp) collisions collected by the CMS experiment at  $\sqrt{s} = 13$  TeV from 2016 to 2018. The data set corresponds to an integrated luminosity of  $137 \text{ fb}^{-1}$ , or 35.9, 41.5, and  $59.7 \text{ fb}^{-1}$  collected in 2016, 2017, and 2018, respectively. In this search we select the dimuon and dielectron final states of the  $Z$  boson. For the  $\rho$  and  $\phi$  mesons, we select decays containing exactly two charged hadrons, corresponding to the  $\pi^+\pi^-$  final state for the  $\rho$  meson and the  $K^+K^-$  final state for the  $\phi$  meson. In the event reconstruction  $\pi^\pm$  and  $K^\pm$  are not explicitly distinguished. The main source of background events in this analysis is from Drell-Yan production of a  $Z$  boson in association with a genuine or misidentified meson candidate. For brevity we do not distinguish between particles and antiparticles in our notations of decay processes in the remainder of this paper.

## 2 The CMS detector

The central feature of the CMS apparatus is a superconducting solenoid of 6 m internal diameter, providing a magnetic field of 3.8 T. Within the solenoid volume are a silicon pixel and strip tracker, a lead tungstate crystal electromagnetic calorimeter (ECAL), and a brass and scintillator hadron calorimeter, each composed of a barrel and two endcap sections. Forward calorimeters extend the pseudorapidity ( $\eta$ ) coverage provided by the barrel and endcap detectors. Muons are detected in gas-ionization chambers embedded in the steel flux-return yoke outside the solenoid.

The silicon tracker measures charged particles within the pseudorapidity range  $|\eta| < 2.5$ . It consists of 1856 silicon pixel and 15 148 silicon strip detector modules. The silicon pixel detector modules are arranged in four layers. In 2016, data were taken with a different detector configuration; at that time there were 1440 silicon pixel detector modules arranged in three layers. For nonisolated particles with transverse momentum in the range  $1 < p_T < 10$  GeV and  $|\eta| < 1.4$ , the track resolution is typically 1.5% in  $p_T$  [43].

Muons are measured in the pseudorapidity range  $|\eta| < 2.4$ , with detection planes made using three technologies: drift tubes, cathode strip chambers, and resistive plate chambers. The single-muon trigger efficiency exceeds 90% over the full  $\eta$  range, and the efficiency to reconstruct and identify muons is greater than 96%. Matching muons to tracks measured in the silicon tracker results in a relative  $p_T$  resolution, for muons with  $p_T$  up to 100 GeV, of 1% in the barrel and 3% in the endcaps [44].

The electron momentum is estimated by combining the energy measurement in the ECAL with the momentum measurement in the tracker. The momentum resolution for electrons with  $p_T \approx 45$  GeV from  $Z \rightarrow ee$  decays ranges from 1.7 to 4.5%. It is generally better in the barrel region than in the endcaps, and also depends on the bremsstrahlung energy emitted by the electron as it traverses the material in front of the ECAL [45].

Events of interest are selected using a two-tiered trigger system [46]. The first level, composed of custom hardware processors, uses information from the calorimeters and muon detectors to select events at a rate of around 100 kHz within a time interval of less than  $4 \mu\text{s}$ . The second level, known as the high-level trigger, consists of a farm of processors

running a version of the full event reconstruction software optimized for fast processing, and reduces the event rate to around 1 kHz before data storage.

A more detailed description of the CMS detector, together with a definition of the coordinate system used and the relevant kinematic variables, can be found in ref. [47].

### 3 Event reconstruction

The products of pp collisions are reconstructed based on a particle-flow algorithm [48], which combines information from all subdetectors to reconstruct individual particle candidates. These particle candidates are classified as muons, electrons, photons, and charged and neutral hadrons.

The candidate vertex with the largest value of summed physics-object  $p_T^2$  is taken to be the primary pp interaction vertex (PV). The physics objects are the jets, clustered using the jet finding algorithm [49, 50] with the tracks assigned to candidate vertices as inputs, and the associated missing transverse momentum, taken as the negative vector sum of the  $p_T$  of those jets. Other collision vertices in the event are considered to have originated from additional inelastic pp collisions in each bunch crossing, referred to as pileup (PU). The average number of PU interactions during the 2016 data-taking period was 23, rising to 32 during the 2017 and 2018 data-taking periods. The muons, electrons, and charged hadron tracks used in the search presented in this paper are all required to originate from the PV.

Muons are reconstructed through a simultaneous track fit to hits in the tracker and in the muon chambers [44]. To suppress particles misidentified as muons, additional requirements are applied on the track fit quality and compatibility of individual track segments with the fitted track. Contamination from muons produced within jets is reduced further by requiring the muon to be isolated from hadronic activity in the detector. A relative isolation variable is defined as

$$I_{\text{rel}}^{\mu} = \frac{\sum_{\text{charged}} p_T + \max\left(0, \sum_{\text{neutral}} p_T - 0.5 \sum_{\text{charged}} p_T^{\text{PU}}\right)}{p_T^{\mu}}, \quad (3.1)$$

where  $\sum_{\text{charged}} p_T$  refers to the scalar sum of the transverse momenta of all charged particles and  $\sum_{\text{neutral}} p_T$  is the sum of the  $p_T$  of neutral hadrons and photons. These two sums are calculated within a cone of radius  $\Delta R = 0.4$  around the direction of the muon, where  $\Delta R = \sqrt{(\Delta\eta)^2 + (\Delta\phi)^2}$  and  $\Delta\eta$  and  $\Delta\phi$  are differences in pseudorapidity and azimuthal angle, respectively. The  $p_T$  of the muon is excluded from these sums. To reduce the effects from PU, charged particles are only considered in the isolation sum if they are associated with the PV. The term  $0.5 \sum_{\text{charged}} p_T^{\text{PU}}$  estimates the contributions from neutral particles in PU by summing the  $p_T$  of charged particles that are within the isolation cone but are not associated with the PV. The factor 0.5 accounts for the ratio of neutral to charged particle production. Muons selected in the analysis must satisfy  $I_{\text{rel}}^{\mu} < 0.15$ . After these identification and isolation requirements are imposed, prompt muons are identified with an efficiency of over 90%. A looser selection, where the isolation requirement is removed, is also used in the analysis to reject events with additional muons.

Electrons are reconstructed by combining clusters of energy deposits in the ECAL with hits in the tracker [45]. To reduce contamination from particles incorrectly identified as electrons, reconstructed electrons are required to pass a multivariate electron identification discriminant. This discriminant, based on the one described in ref. [45], combines information about the quality of the tracks, the shower shape, kinematic quantities, and hadronic activity in the vicinity of the reconstructed electron. Isolation sums similar to those in eq. (3.1) are also included among the discriminant inputs. Therefore no additional isolation requirements are applied. Using the requirements placed on the discriminant in this analysis, the electron identification efficiency is 80%. The rate at which other particles are misidentified as electrons is  $\approx 1\%$ . Looser requirements are used to reject events with additional electrons. Using this looser selection on the multivariate identification discriminant, the electron identification efficiency is 90% and other particles are misidentified as electrons at a rate of 2–5%.

The  $\rho$  and  $\phi$  meson decay products are reconstructed using charged particle tracks measured in the tracker. The tracks are required to originate from the PV and to pass “high purity” reconstruction requirements. These requirements are based on the number of tracker layers with hits, the track fit quality, and the values of the impact parameters relative to their uncertainties. The algorithm is described in more detail in ref. [43]. In the event selection, described in section 5, we exploit the known masses of pions and kaons to calculate and restrict the invariant mass of the  $\rho$  and  $\phi$  candidates.

#### 4 Simulated samples

Samples of simulated Higgs boson events, produced via the ggH, VBF, W-associated (WH), and Z-associated (ZH) modes, are generated at next-to-leading order (NLO) in quantum chromodynamics (QCD) using POWHEG 2.0 [51–56]. In some of the figures in this paper, and for the evaluation of corrections that account for differences between data and simulation, samples of simulated Drell-Yan  $Z \rightarrow \ell\ell$  events are used. Here,  $\ell$  refers to  $e$  or  $\mu$ . These samples are generated at leading order using MADGRAPH5\_aMC@NLO 2.2.2 (2.4.2) [57] for the 2016 (2017 and 2018) data-taking periods. All generated samples are interfaced with PYTHIA 8.212 [58] to model parton showering and hadronization. In the signal samples the decays  $H \rightarrow Z\rho$  or  $H \rightarrow Z\phi$  are also modelled using PYTHIA. These samples are used to build the signal model, which consists of binned templates. The NNPDF3.0 parton distribution functions (PDFs) [59] are used for the 2016 data-taking period. For the samples of signal events NLO PDFs are used, while for the Drell-Yan events leading order PDFs are used. For the 2017 and 2018 data-taking periods the NNPDF3.1 PDFs [60] at next-to-next-to-leading order are used for all samples. The description of the underlying event is provided by the CUETP8M1 tune [61] for the 2016 data-taking period and by the CP5 tune [62] for the 2017 and 2018 data-taking periods. Additional PU interactions, generated with PYTHIA, are added to all simulated events in accordance with the expected PU distribution. All generated events are passed through a GEANT4-based [63] simulation of the CMS detector before being reconstructed with the same version of the CMS event reconstruction software as used for data.

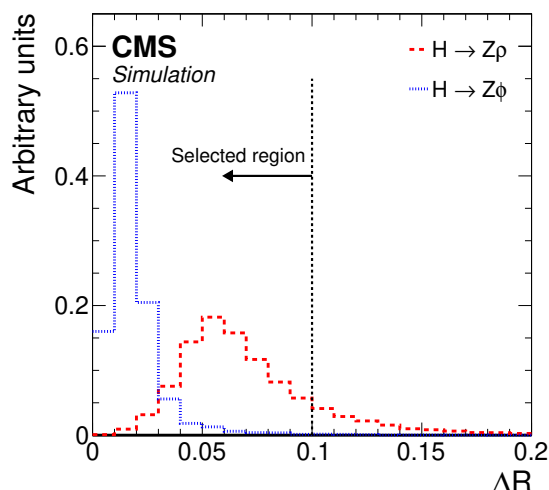
## 5 Event selection

The final states considered in the selection are the  $\mu\mu\pi\pi$  and  $ee\pi\pi$  decays of the  $Z\rho$  system, and the  $\mu\mu KK$  and  $eeKK$  decays of the  $Z\phi$  system. The selection of the  $\mu\mu$  and  $ee$  pairs, referred to as the dilepton system in what follows, is independent of the meson candidate under consideration. The trigger selection for the  $\mu\mu$  final states is based on the presence of at least one isolated muon with  $p_T > 24$  GeV in the 2016 and 2018 data-taking periods, and at least one isolated muon with  $p_T > 27$  GeV in the 2017 data-taking period. For the  $ee$  final states the trigger selection requires the presence of at least one isolated electron with  $p_T > 27$  GeV in the 2016 data-taking period. In the 2017 (2018) data-taking period this threshold is  $p_T > 35$  (32) GeV.

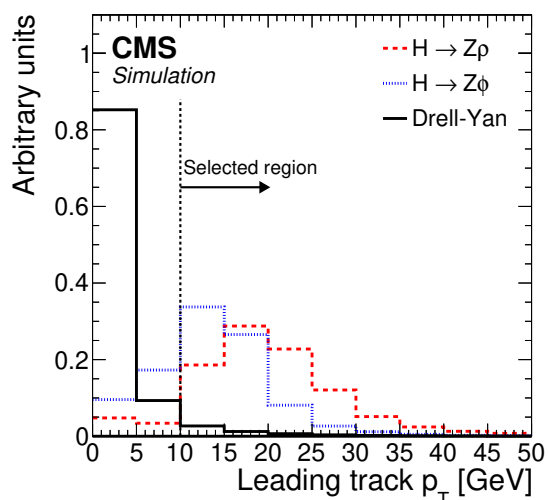
After imposing the trigger requirements, events in the  $\mu\mu$  channel are selected by requiring the presence of two oppositely charged muons passing the identification and isolation criteria described in section 3. At least one of these muons must pass the trigger selection. Both muons must have  $p_T > 20$  GeV and  $|\eta| < 2.4$ , while the  $p_T$  of the muon that satisfies the trigger requirements must be at least 3 GeV above the  $p_T$  threshold at the trigger level. The  $ee$  channel selects events containing two oppositely charged electrons passing the identification criteria described in section 3. At least one of the electrons must pass the trigger selection. Both electrons must have  $p_T > 20$  GeV and  $|\eta| < 2.1$ . The  $p_T$  of the electron satisfying the trigger requirement must be at least 3 GeV above the trigger-level threshold. The requirement that the  $p_T$  of the lepton passing the trigger selection is at least 3 GeV above the threshold in the trigger ensures we avoid the part of the phase space where the trigger efficiency increases rapidly. In both the  $\mu\mu$  and  $ee$  channels, events that contain additional leptons with  $p_T > 5$  GeV that pass the loose identification criteria described in section 3 are rejected. The invariant mass of the dilepton system is required to be in the range  $60 < m_{\ell\ell} < 120$  GeV.

The  $\rho$  ( $\phi$ ) candidate is reconstructed from its decay into  $\pi^+\pi^-$  ( $K^+K^-$ ). As the  $\rho$  and  $\phi$  mesons are both light compared to the energy released in the decay, the two charged particles produced in the decay are emitted with small angular separation  $\Delta R$ , as illustrated in figure 2. The events shown in this figure are required to pass the selection criteria described so far. The small separation between the two tracks is exploited in the selection of the  $\rho$  and  $\phi$  candidates. The meson candidate is selected as a pair of oppositely charged particle tracks, both with  $p_T > 1$  GeV and separated by  $\Delta R < 0.1$ . In what follows a pair of oppositely charged particle tracks is also referred to as a ditrack system. The charged particle tracks are required to be separated from each of the  $Z$  boson decay products by  $\Delta R > 0.3$ . In addition, at least one of the tracks must have  $p_T > 10$  GeV. Figure 3 shows the  $p_T$  distribution for the track that has the larger transverse momentum out of the two tracks selected as the meson candidate. This distribution is shown in the  $H \rightarrow Z\rho$  and  $H \rightarrow Z\phi$  signal events and in the background from Drell-Yan events, illustrating how this requirement helps to reduce the background. If multiple track pairs pass these requirements, we calculate the four-momentum of each ditrack system and select the pair of tracks with the highest  $p_T$ . This choice maximizes the proportion of signal events in which the correct meson candidate is selected. In all channels, the meson candidate is correctly identified in 98–99% of the signal events.





**Figure 2.** The angular distance  $\Delta R$  between the two tracks from the meson decay in  $H \rightarrow Z\rho$  events (dashed red) and in  $H \rightarrow Z\phi$  events (dotted blue). The separation is calculated between reconstructed tracks that are matched to the generator-level pions (kaons) to ensure that the tracks originate from the  $\rho$  ( $\phi$ ) decay. Both contributions are normalized to the same area.

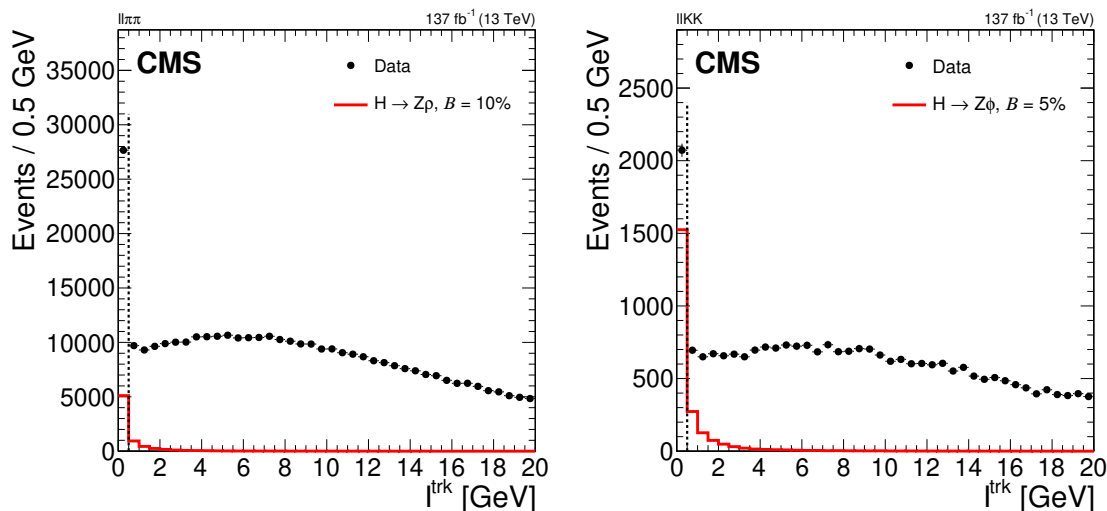


**Figure 3.** The transverse momentum distribution for the track that has the larger  $p_T$  out of the two tracks selected as the  $\rho$  or  $\phi$  candidate. The distribution is shown for events that pass the meson candidate selection described in the text, but not the requirement that one of the tracks must have  $p_T > 10 \text{ GeV}$ . This distribution is shown for the  $H \rightarrow Z\rho$  decay (dashed red), for the  $H \rightarrow Z\phi$  decay (dotted blue), and for the background from Drell-Yan events (solid black). All contributions are normalized to the same area.

Furthermore, we require the ditrack system to be isolated. An isolation sum  $I^{\text{trk}}$  is calculated as

$$I^{\text{trk}} = \sum p_T^{\text{trk}}, \tag{5.1}$$

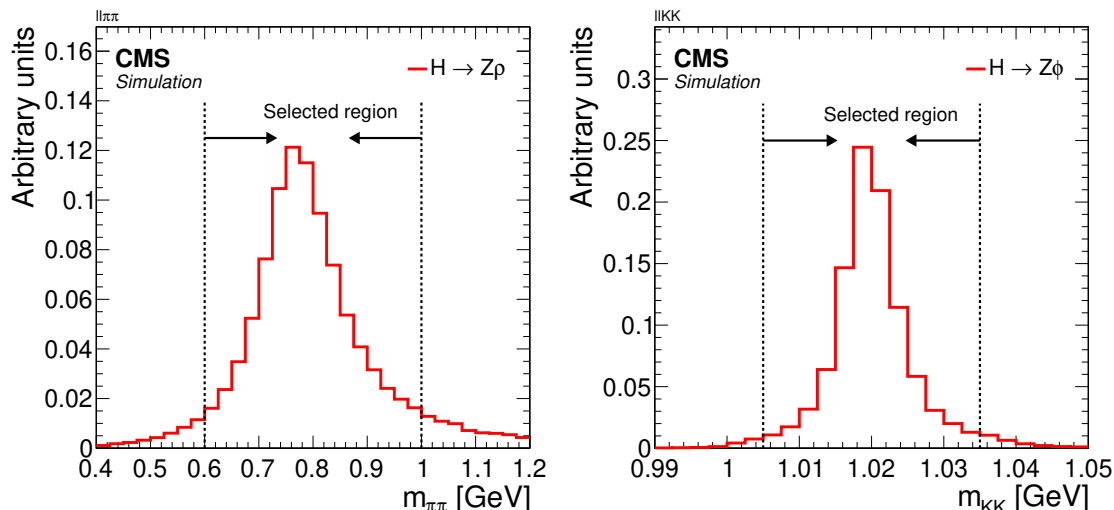
in a cone of radius  $\Delta R = 0.3$  around the direction of the ditrack system. Only tracks with



**Figure 4.** The ditrack isolation sum in the  $\ell\ell\pi\pi$  (left) and  $\ell\ell KK$  (right) channels, combining the  $\mu\mu$  and  $ee$  channels for all the data-taking years. The distribution in data, as well as in the simulated  $H \rightarrow Z\rho$  and  $H \rightarrow Z\phi$  signals is shown. A branching fraction of 10 (5)% for the  $H \rightarrow Z\rho$  ( $H \rightarrow Z\phi$ ) signal is assumed. The isolation sum is shown after applying all selection criteria apart from the ditrack isolation requirement. The ditrack invariant mass requirement is also applied. Only events in which the dilepton plus ditrack invariant mass is in the range 120–130 GeV are considered. The dashed line indicates the boundary of the region used in the analysis, for which the isolation sum is required to be smaller than 0.5 GeV.

$p_T > 0.5$  GeV that are associated with the PV are considered, and the tracks forming the  $\rho$  or  $\phi$  candidate are excluded from the sum. Events are selected if  $I^{\text{trk}} < 0.5$  GeV, thus with no track around the direction of the ditrack system. Figure 4 shows the distributions of the isolation sum for the data and for the simulated signal, after applying all selection criteria except for the ditrack isolation requirement. The ditrack invariant mass requirement discussed below is also applied. This figure illustrates the reduction in background events due to the isolation requirements. Only events in which the dilepton and ditrack four-body mass is in the range 120–130 GeV are shown. This range is expected to contain 95% of the simulated signal.

The invariant mass of the ditrack system is also used to reduce the contamination from background events. Events with a  $\rho$  candidate are selected if the invariant mass of the ditrack system is within  $0.6 < m_{\pi\pi} < 1$  GeV, calculated assuming the mass of each particle equals  $m_{\pi^\pm} = 139.6$  MeV [64]. The full width at half the maximum of the  $m_{\pi\pi}$  distribution is approximately 120 MeV in the simulated signal. Figure 5 (left) shows this invariant mass distribution in simulated  $H \rightarrow Z\rho$  events. The  $\phi$  meson has a smaller natural width than the  $\rho$  meson, therefore it is possible to use a narrower mass window. The full width at half the maximum of the  $m_{KK}$  distribution in simulated signal samples is approximately 5 MeV. To select events with a  $\phi$  candidate, the mass of each particle is taken as  $m_{K^\pm} = 493.7$  MeV [64] and we require  $1.005 < m_{KK} < 1.035$  GeV. Figure 5 (right) shows this invariant mass distribution in simulated  $H \rightarrow Z\phi$  events.



**Figure 5.** Distribution of the ditrack invariant mass in simulated  $H \rightarrow Z\rho$  events passing the  $ll\pi\pi$  selection criteria (left) and in simulated  $H \rightarrow Z\phi$  events passing the  $llKK$  selection criteria (right). These masses are calculated assuming the charged particle mass equals the pion mass in the  $ll\pi\pi$  selection and assuming the charged particle mass equals the kaon mass in the  $llKK$  selection. The events pass all selection criteria described in the text, apart from the requirements on the ditrack invariant mass window. The dashed lines indicate the region selected in the analysis.

After these requirements, including those on the ditrack invariant mass, the contribution from  $H \rightarrow Z\phi$  events in the  $ll\pi\pi$  channel is smaller than 1% of the number of expected signal events in this channel when the SM branching fractions for  $H \rightarrow Z\rho$  and  $H \rightarrow Z\phi$  are considered. The same is true for contributions from  $H \rightarrow Z\rho$  events in the  $llKK$  channel. After all selection criteria are applied, there is no overlap in the events selected by the  $ll\pi\pi$  and  $llKK$  channels.

The product of signal selection efficiency and acceptance ( $\epsilon\mathcal{A}$ ) corresponds to the fraction of simulated signal events that pass the selection. To calculate these values we use the nominal simulated sample, in which the decays of the H and Z bosons are modelled isotropically. On average over the three data-taking years,  $\epsilon\mathcal{A}$  in the  $\mu\mu\pi\pi$  ( $\mu\mu KK$ ) channel is 15 (18)%. For the  $ee\pi\pi$  ( $eeKK$ ) channel the average  $\epsilon\mathcal{A}$  is 8 (10)%.

## 6 Corrections applied to simulated samples

A correction is applied to the simulated events such that the PU distribution in simulation reproduces this distribution in data [65]. Corrections are also applied to the simulation to account for differences in the efficiencies of the trigger selection; of the ditrack isolation requirement; and of the lepton reconstruction, identification, and isolation between simulated events and data. These corrections, deviating from unity by a few percent, are measured using the “tag-and-probe” method [66]. The ditrack isolation efficiency correction is determined in  $Z \rightarrow \mu\mu$  events using the tag-and-probe method. Here, the efficiency of the requirement on  $I^{\text{trk}}$  is measured for the probe muon. A systematic uncertainty, described in section 8, is applied to account for the difference between the phase space where the

Polarization state	Effect on yield			
	$\mu\mu\pi\pi$	$\mu\mu KK$	$ee\pi\pi$	$eeKK$
Longitudinally polarized	+16%	+17%	+23%	+21%
Transversely polarized	-8%	-9%	-11%	-11%

**Table 1.** The effect on the signal yields of reweighting to the extreme polarization scenarios, described in more detail in the text, relative to the scenario with isotropic decays. The change in the fraction of signal events that pass the selection criteria affects the final results of the analysis.

correction is measured and where it is applied. Energy scale corrections, which are smaller than 1%, are applied to the muons and electrons [44, 45].

The event simulations model the decays of the H and Z bosons isotropically, and so do not take into account the impact of particle helicities. However, as there are only a few possibilities for polarizations in the final decay products, we calculate the angular distributions for extreme polarizations and reweight the signal events accordingly following the method described in ref. [67]. The Z boson and the  $\rho$  or  $\phi$  meson can either both be transversely polarized or both be longitudinally polarized. The two leptons always have opposite helicity in the rest frame of the Z boson. For each possibility the distribution of the polar angle between one of the pions or kaons and the meson, and between one of the leptons and the Z boson, is evaluated analytically. The signal templates are weighted to both of these distributions simultaneously. We ensure that the total normalization of the signal, before event selection, is preserved by the reweighting. However, the reweighting modifies the distribution of the kinematic variables, in particular by changing the lepton  $p_T$ . Therefore the reweighting reduces (increases) the fraction of signal events that pass the selection criteria in the transversely (longitudinally) polarized case, and so this affects the final results. The change of the signal yield in the two extreme polarizations, relative to the scenario with isotropic decays, is given in table 1.

## 7 Signal and background modelling

The dilepton and ditrack four-body mass distribution, corresponding to the reconstructed Higgs boson mass and denoted  $m_{\ell\ell hh}$ , where h refers to  $\pi$  or K, is used in the statistical inference. The signal and background are therefore modelled as a function of this observable in the range  $118 < m_{\ell\ell hh} < 168$  GeV. More than 95% of the expected signal is contained in the range  $120 < m_{\ell\ell hh} < 130$  GeV; the large tail used at higher masses helps to improve the stability of the background parameterization. As a result of the kinematic selection on the leptons and the meson candidates, the four-body mass distribution for the background changes from rising to falling between  $115 < m_{\ell\ell hh} < 118$  GeV. For this reason the lower bound of the range is taken as  $m_{\ell\ell hh} = 118$  GeV. The full width at half the maximum of the  $m_{\ell\ell hh}$  distribution in samples of simulated signal events amounts to 2–3 GeV, depending on the channel considered. The signal is described through a binned template, built from simulated events. Each bin has a width of 1 GeV in the four-body mass, which matches the binning used for the data.

The background to this search, consisting mainly of Drell-Yan events, is modelled using analytic functions. The values of the parameters of these analytic functions are obtained directly in the final signal extraction fit. Prior to the signal extraction fit we need to determine a set of functional forms that can parameterize the background in the different channels and data-taking years. Two sidebands,  $118 < m_{\ell\ell hh} < 120$  GeV and  $130 < m_{\ell\ell hh} < 168$  GeV, are used for this. Because the sideband with  $m_{\ell\ell hh} < 120$  GeV is short, we verify that the chosen functional forms also describe the background in a control region where we require  $1 < I^{\text{trk}} < 2$  GeV. The fitted values of the function parameters in the control region are not required to be the same as those in the analysis phase space. In the control region the full four-body mass range  $118 < m_{\ell\ell hh} < 168$  GeV is considered.

Chebyshev polynomials are used to describe the backgrounds. The order used depends on the channel and data-taking period, and ranges from 2 to 5. These orders are determined in the sidebands and the control regions described above using an F-test [68]. With this method we test whether a polynomial of order  $n + 1$  fits the data significantly better than a polynomial of order  $n$ . If this is not the case, the polynomial of order  $n$  is selected. The results of the fit are shown in section 9.

Alternative functions can be used to estimate the bias from the choice of a particular background parameterization. As alternatives we choose exponential functions, as well as a function of the form

$$f(x) = (1 - x)^{p_1} x^{-p_2 - p_3 \ln x}, \quad (7.1)$$

where  $x = m/\sqrt{s}$ , and  $p_i$  are parameters of the fit. Here,  $m$  represents the four-body mass and  $\sqrt{s} = 13$  TeV. Such a function has also been used in searches for dijet resonances [69]. These alternative functional forms have a different shape from the nominal background model, but still fit the data in the sidebands well.

The possible bias from the choice of background parameterization is estimated by fitting the alternative function to the four-body mass sidebands. Pseudo-experiments are then drawn from this parameterization, and a signal expectation is added to each pseudo-data set. A maximum likelihood fit of the signal and background models to each pseudo-data set is performed using the nominal background model. This test is performed three times with branching fractions of 0, 2.5, and 5% for  $H \rightarrow Z\rho$  or  $H \rightarrow Z\phi$ . The test is also performed with both alternative functions described in the previous paragraph. The difference between the extracted and injected branching fraction is, within uncertainties, compatible between the tests with different injected branching fractions. This difference, for the alternative function for which it is largest, is taken as the uncertainty due to a possible bias in the choice of background parameterization. The bias is found to be small and is included in the analysis as a systematic uncertainty.

## 8 Signal extraction and systematic uncertainties

The results of this analysis are presented as upper limits on  $\mathcal{B}(H \rightarrow Z\rho)$  and on  $\mathcal{B}(H \rightarrow Z\phi)$ . All limits quoted in what follows are set at the 95% CL. Limits are set using the modified frequentist  $\text{CL}_s$  criterion [70, 71], in which the profile likelihood ratio modified for upper

limits [72] is used as the test statistic. In the limit setting procedure we make use of the asymptotic approximation [73].

Several systematic uncertainties are incorporated in the likelihood as nuisance parameters. They are described in this section and summarized in table 2.

Most of the systematic uncertainties affect only the normalization of the simulated signal templates:

- (i) The uncertainties in the integrated luminosity measurements are, respectively, 2.5, 2.3, and 2.5% for the 2016, 2017, and 2018 data-taking periods [74–76].
- (ii) Uncertainties in the muon identification, isolation, and trigger efficiency measurements arise from the method used to measure the efficiency, from the difference between the kinematic phase space in which the measurement is performed and where it is applied, and from the limited size of the simulated samples used for the measurement in simulation [44]. These uncertainties affect the normalisation of the simulated processes by  $\approx 1\%$  for all the data-taking periods.
- (iii) Uncertainties in the electron reconstruction, identification, and trigger efficiency measurements range from 2 to 3%, depending on the data-taking period. These uncertainties mainly arise from the method used for the efficiency measurement [45].
- (iv) The uncertainty in the tracking efficiency amounts to 4.6–4.8% (corresponding to 2.3–2.4% per track), depending on the data-taking period. This uncertainty is determined by comparing ratios of  $D^*$  meson decay chains in data and simulation. The dominant components of the uncertainty come from limited sample sizes and the uncertainties in the SM predictions of these ratios.
- (v) The uncertainty in the ditrack isolation efficiency measurement is 2% for all three data-taking periods. This uncertainty mainly arises from the method used to measure the efficiency.
- (vi) Theoretical uncertainties in the ggH production cross section amount to 3.9%, with uncertainties in the VBF, WH, and ZH production cross sections being, respectively, 0.4, 0.7, and 3.8% [34].
- (vii) Uncertainties from the choice of PDF and the value of the strong force coupling constant ( $\alpha_S$ ) depend on the Higgs boson production mode and range from 1.6 to 3.2% [34].

Four systematic uncertainties affect both the shape and normalization of the simulated signal templates:

- (i) Uncertainties in the lepton energy scales are typically less than 0.3% for both muons and electrons [44, 45].
- (ii) An additional uncertainty in the ditrack isolation efficiency measurement is applied. This uncertainty is taken as the difference between the ditrack isolation efficiency

Uncertainty source	Type	Effect on simulated signal yield
Integrated luminosity	Normalization	2.3–2.5%
Muon efficiency	Normalization	1%
Muon energy scale	Shape	<0.3%
Electron efficiency	Normalization	2–3%
Electron energy scale	Shape	<0.3%
Tracking efficiency	Normalization	4.6–4.8%
Ditrack isolation efficiency	Normalization	2%
Ditrack isolation efficiency extrapolation	Shape	1–6%
Production cross sections	Normalization	0.4–3.9%
Choice of PDF and $\alpha_S$	Normalization	1.6–3.2%
Inelastic cross section	Shape	0.5–1.5%
Limited size of simulated samples	Shape	Bin-dependent

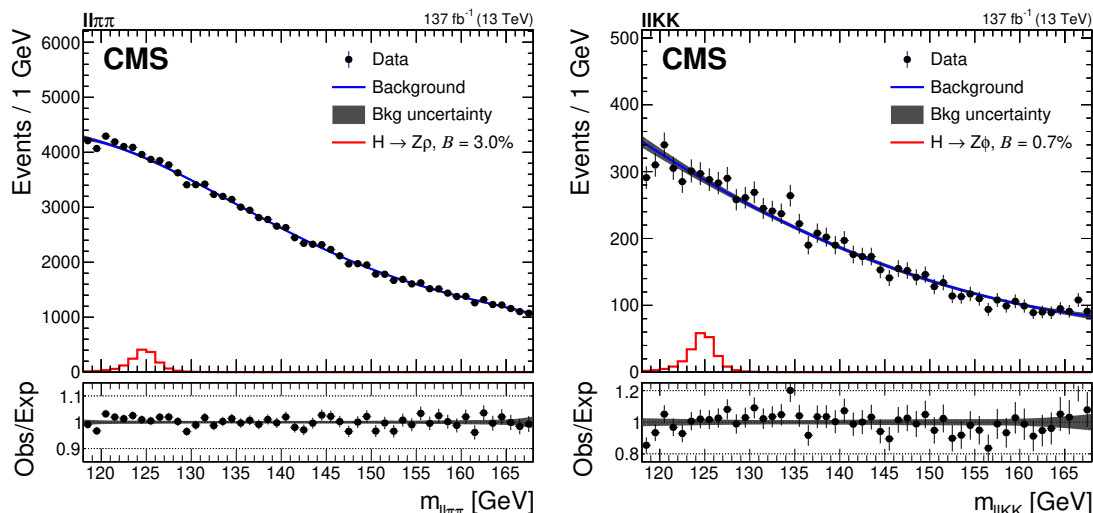
**Table 2.** Effect of systematic uncertainties on the simulated signal. The ranges reflect differences between channels and data-taking periods.

in the phase space where the correction is measured, and the efficiency as evaluated in the simulated signal. This uncertainty is in the range 1–6%, depending on the data-taking period.

- (iii) The uncertainty in the total inelastic cross section, used for correcting the PU profile in simulation to the profile in data, is 4.6% [65]. The overall effect on the normalization of the simulated signal templates ranges from 0.5 to 1.5%, depending on the data-taking period and the channel considered.
- (iv) Uncertainties due to the limited number of simulated events are taken into account by allowing each bin of the signal template to vary within its statistical uncertainty, independently from the other bins.

The largest possible bias from the choice of the function modelling the background is included in the likelihood as a modification of the number of expected events. The number of expected events in a given bin  $i$  is obtained as  $(\mathcal{B} + \Delta_{\text{bias}})s_i + b_i$ , where  $s_i$  is the number of signal events and  $b_i$  is the number of background events. The parameter  $\mathcal{B}$  is the branching fraction of the Higgs boson and the parameter on which we set limits. The parameter for the bias from the choice of background function is  $\Delta_{\text{bias}}$ . It is subject to a Gaussian constraint with a mean of 0 and a width equal to the largest possible bias due to the choice of background function, which ranges from 0.01 to 0.20%. These values are obtained using the method described in section 7.

Theoretical uncertainties in the production cross sections, and the uncertainties due to the choice of PDF and the value of  $\alpha_S$  are treated as correlated between the different data-taking periods. The uncertainty in the integrated luminosity measurement is treated as partially correlated between the different data-taking periods. The other experimental uncertainties are treated as uncorrelated between the different data-taking periods.



**Figure 6.** Distributions of  $m_{\ell\ell\pi\pi}$  (left) and  $m_{\ell\ell KK}$  (right). For illustration the  $\mu\mu$  and  $ee$  channels, as well as all three data-taking periods, are combined. Also shown are the  $H \rightarrow Z\rho$  and  $H \rightarrow Z\phi$  signals, in the isotropic-decay scenario and assuming branching fractions of 3.0 and 0.7%, respectively. The ratio between the data and the background model is shown in the lower panels.

## 9 Results

To present results in terms of  $\mathcal{B}(H \rightarrow Z\rho)$  and  $\mathcal{B}(H \rightarrow Z\phi)$ , the signal templates are normalized by taking into account the  $ggH$ ,  $VBF$ ,  $WH$ , and  $ZH$  production cross sections. The  $ggH$  cross section is calculated at next-to-next-to-next-to-leading order in QCD and NLO in electroweak accuracy as 48.58 pb [34]. The cross sections for the other production modes are calculated at next-to-next-to-leading order in QCD and NLO in electroweak accuracy, and amount, respectively, to 3.78, 1.37, and 0.88 pb [34]. In addition, SM branching fractions of 3.37% are assumed for each of the  $Z \rightarrow \ell\ell$  decays [64].

In the limit setting procedure we do not take into account potential contributions of Higgs boson decays into a  $Z$  boson and other vector mesons.

The four-body mass distributions in data and the background model are shown in figure 6. The expected  $H \rightarrow Z\rho$  ( $H \rightarrow Z\phi$ ) signal, in the isotropic-decay scenario, at a branching fraction of 3.0 (0.7)% is also shown. In this figure the  $\mu\mu$  and  $ee$  channels, as well as all three data-taking periods, are combined for illustration. In the statistical inference these channels are considered separately in a simultaneous fit. No significant excess above the background expectation is observed in either of the two searches.

The observed upper limits on  $\mathcal{B}(H \rightarrow Z\rho)$  and  $\mathcal{B}(H \rightarrow Z\phi)$  are 1.04–1.31% and 0.31–0.40%, respectively, depending on the polarization scenario considered. These values correspond to 740–940 times the SM expectation for the  $H \rightarrow Z\rho$  decay and 730–950 times the SM expectation for the  $H \rightarrow Z\phi$  decay. These limits can be compared with the expected upper limits, which are 0.63–0.80% or 450–570 times the SM expectation for  $\mathcal{B}(H \rightarrow Z\rho)$  and 0.27–0.36% or 650–850 times the SM expectation for  $\mathcal{B}(H \rightarrow Z\phi)$ . These ranges reflect the considered polarization scenarios. The observed and expected upper limits are shown in table 3 for  $\mathcal{B}(H \rightarrow Z\rho)$  and in table 4 for  $\mathcal{B}(H \rightarrow Z\phi)$ . While these limits are set on the



	Observed	Median expected	$\pm 68\%$ expected	$\pm 95\%$ expected
Isotropic decay	1.21%	0.73%	0.52–1.04%	0.38–1.41%
Z and $\rho$ longitudinally polarized	1.04%	0.63%	0.44–0.89%	0.32–1.20%
Z and $\rho$ transversely polarized	1.31%	0.80%	0.57–1.14%	0.41–1.54%

**Table 3.** Observed and expected 95% CL upper limits on  $\mathcal{B}(H \rightarrow Z\rho)$ , for different polarizations.

	Observed	Median expected	$\pm 68\%$ expected	$\pm 95\%$ expected
Isotropic decay	0.36%	0.33%	0.23–0.46%	0.18–0.61%
Z and $\phi$ longitudinally polarized	0.31%	0.27%	0.20–0.39%	0.15–0.52%
Z and $\phi$ transversely polarized	0.40%	0.36%	0.26–0.50%	0.19–0.68%

**Table 4.** Observed and expected 95% CL upper limits on  $\mathcal{B}(H \rightarrow Z\phi)$ , for different polarizations.

total  $\mathcal{B}(H \rightarrow Z\rho)$  and  $\mathcal{B}(H \rightarrow Z\phi)$ , the results mainly probe the indirect process via the  $H \rightarrow ZZ^*$  decay as the direct decay process (figure 1, right) is greatly suppressed in the SM.

## 10 Summary

A search has been presented for the rare decay of the Higgs boson ( $H$ ) into a Z boson and a  $\rho$  or a  $\phi$  meson in the dilepton- $\pi^+\pi^-$  final states of the  $H \rightarrow Z\rho$  decay, and in the dilepton- $K^+K^-$  final states of the  $H \rightarrow Z\phi$  decay. The search used a sample of proton-proton collisions, collected by the CMS experiment at a centre-of-mass energy of 13 TeV from 2016 to 2018 and corresponding to an integrated luminosity of  $137 \text{ fb}^{-1}$ . Upper limits on the branching fractions  $\mathcal{B}(H \rightarrow Z\rho)$  and  $\mathcal{B}(H \rightarrow Z\phi)$  have been set at the 95% confidence level for various polarization scenarios. The upper limits on  $\mathcal{B}(H \rightarrow Z\rho)$  are in the range 1.04–1.31%, or 740–940 times the standard model expectation. The upper limits on  $\mathcal{B}(H \rightarrow Z\phi)$  range from 0.31 to 0.40%, or 730–950 times the standard model expectation. These results constitute the first experimental limits on the two decay channels.

## Acknowledgments

We congratulate our colleagues in the CERN accelerator departments for the excellent performance of the LHC and thank the technical and administrative staffs at CERN and at other CMS institutes for their contributions to the success of the CMS effort. In addition, we gratefully acknowledge the computing centres and personnel of the Worldwide LHC Computing Grid for delivering so effectively the computing infrastructure essential to our analyses. Finally, we acknowledge the enduring support for the construction and operation of the LHC and the CMS detector provided by the following funding agencies: BMBWF and FWF (Austria); FNRS and FWO (Belgium); CNPq, CAPES, FAPERJ, FAPERGS, and FAPESP (Brazil); MES (Bulgaria); CERN; CAS, MoST, and NSFC (China); COLCIENCIAS (Colombia); MSES and CSF (Croatia); RIF (Cyprus); SENESCYT (Ecuador); MoER, ERC IUT, PUT and ERDF (Estonia); Academy of Finland, MEC, and HIP (Finland); CEA and CNRS/IN2P3 (France); BMBF, DFG, and HGF (Germany); GSRT

(Greece); NKFI (Hungary); DAE and DST (India); IPM (Iran); SFI (Ireland); INFN (Italy); MSIP and NRF (Republic of Korea); MES (Latvia); LAS (Lithuania); MOE and UM (Malaysia); BUAP, CINVESTAV, CONACYT, LNS, SEP, and UASLP-FAI (Mexico); MOS (Montenegro); MBIE (New Zealand); PAEC (Pakistan); MSHE and NSC (Poland); FCT (Portugal); JINR (Dubna); MON, RosAtom, RAS, RFBR, and NRC KI (Russia); MESTD (Serbia); SEIDI, CPAN, PCTI, and FEDER (Spain); MOSTR (Sri Lanka); Swiss Funding Agencies (Switzerland); MST (Taipei); ThEPCenter, IPST, STAR, and NSTDA (Thailand); TUBITAK and TAEK (Turkey); NASU (Ukraine); STFC (United Kingdom); DOE and NSF (U.S.A.).

Individuals have received support from the Marie-Curie programme and the European Research Council and Horizon 2020 Grant, contract Nos. 675440, 752730, and 765710 (European Union); the Leventis Foundation; the A.P. Sloan Foundation; the Alexander von Humboldt Foundation; the Belgian Federal Science Policy Office; the Fonds pour la Formation à la Recherche dans l’Industrie et dans l’Agriculture (FRIA-Belgium); the Agentschap voor Innovatie door Wetenschap en Technologie (IWT-Belgium); the F.R.S.-FNRS and FWO (Belgium) under the “Excellence of Science — EOS” — be.h project n. 30820817; the Beijing Municipal Science & Technology Commission, No. Z191100007219010; the Ministry of Education, Youth and Sports (MEYS) of the Czech Republic; the Deutsche Forschungsgemeinschaft (DFG) under Germany’s Excellence Strategy — EXC 2121 “Quantum Universe” — 390833306; the Lendület (“Momentum”) Programme and the János Bolyai Research Scholarship of the Hungarian Academy of Sciences, the New National Excellence Program ÚNKP, the NKFI research grants 123842, 123959, 124845, 124850, 125105, 128713, 128786, and 129058 (Hungary); the Council of Science and Industrial Research, India; the HOMING PLUS programme of the Foundation for Polish Science, cofinanced from European Union, Regional Development Fund, the Mobility Plus programme of the Ministry of Science and Higher Education, the National Science Center (Poland), contracts Harmonia 2014/14/M/ST2/00428, Opus 2014/13/B/ST2/02543, 2014/15/B/ST2/03998, and 2015/19/B/ST2/02861, Sonata-bis 2012/07/E/ST2/01406; the National Priorities Research Program by Qatar National Research Fund; the Ministry of Science and Higher Education, project no. 02.a03.21.0005 (Russia); the Programa Estatal de Fomento de la Investigación Científica y Técnica de Excelencia María de Maeztu, grant MDM-2015-0509 and the Programa Severo Ochoa del Principado de Asturias; the Thalís and Aristeia programmes cofinanced by EU-ESF and the Greek NSRF; the Rachadapisek Sompot Fund for Postdoctoral Fellowship, Chulalongkorn University and the Chulalongkorn Academic into Its 2nd Century Project Advancement Project (Thailand); the Kavli Foundation; the Nvidia Corporation; the SuperMicro Corporation; the Welch Foundation, contract C-1845; and the Weston Havens Foundation (U.S.A.).

**Open Access.** This article is distributed under the terms of the Creative Commons Attribution License ([CC-BY 4.0](https://creativecommons.org/licenses/by/4.0/)), which permits any use, distribution and reproduction in any medium, provided the original author(s) and source are credited.

## References

- [1] ATLAS collaboration, *Observation of a new particle in the search for the standard model Higgs boson with the ATLAS detector at the LHC*, *Phys. Lett. B* **716** (2012) 1 [[arXiv:1207.7214](#)] [[INSPIRE](#)].
- [2] CMS collaboration, *Observation of a new boson at a mass of 125 GeV with the CMS experiment at the LHC*, *Phys. Lett. B* **716** (2012) 30 [[arXiv:1207.7235](#)] [[INSPIRE](#)].
- [3] CMS collaboration, *Observation of a new boson with mass near 125 GeV in pp collisions at  $\sqrt{s} = 7$  and 8 TeV*, *JHEP* **06** (2013) 081 [[arXiv:1303.4571](#)] [[INSPIRE](#)].
- [4] F. Englert and R. Brout, *Broken symmetry and the mass of gauge vector mesons*, *Phys. Rev. Lett.* **13** (1964) 321 [[INSPIRE](#)].
- [5] P.W. Higgs, *Broken symmetries, massless particles and gauge fields*, *Phys. Lett.* **12** (1964) 132 [[INSPIRE](#)].
- [6] P.W. Higgs, *Broken symmetries and the masses of gauge bosons*, *Phys. Rev. Lett.* **13** (1964) 508 [[INSPIRE](#)].
- [7] G.S. Guralnik, C.R. Hagen and T.W.B. Kibble, *Global conservation laws and massless particles*, *Phys. Rev. Lett.* **13** (1964) 585 [[INSPIRE](#)].
- [8] P.W. Higgs, *Spontaneous symmetry breakdown without massless bosons*, *Phys. Rev.* **145** (1966) 1156 [[INSPIRE](#)].
- [9] T.W.B. Kibble, *Symmetry breaking in non-Abelian gauge theories*, *Phys. Rev.* **155** (1967) 1554 [[INSPIRE](#)].
- [10] ATLAS collaboration, *Measurement of Higgs boson production in the diphoton decay channel in pp collisions at center-of-mass energies of 7 and 8 TeV with the ATLAS detector*, *Phys. Rev. D* **90** (2014) 112015 [[arXiv:1408.7084](#)] [[INSPIRE](#)].
- [11] CMS collaboration, *Observation of the diphoton decay of the Higgs boson and measurement of its properties*, *Eur. Phys. J. C* **74** (2014) 3076 [[arXiv:1407.0558](#)] [[INSPIRE](#)].
- [12] ATLAS collaboration, *Measurements of Higgs boson production and couplings in the four-lepton channel in pp collisions at center-of-mass energies of 7 and 8 TeV with the ATLAS detector*, *Phys. Rev. D* **91** (2015) 012006 [[arXiv:1408.5191](#)] [[INSPIRE](#)].
- [13] CMS collaboration, *Measurement of the properties of a Higgs boson in the four-lepton final state*, *Phys. Rev. D* **89** (2014) 092007 [[arXiv:1312.5353](#)] [[INSPIRE](#)].
- [14] ATLAS collaboration, *Observation and measurement of Higgs boson decays to  $WW^*$  with the ATLAS detector*, *Phys. Rev. D* **92** (2015) 012006 [[arXiv:1412.2641](#)] [[INSPIRE](#)].
- [15] ATLAS collaboration, *Study of  $(W/Z)H$  production and Higgs boson couplings using  $H \rightarrow WW^*$  decays with the ATLAS detector*, *JHEP* **08** (2015) 137 [[arXiv:1506.06641](#)] [[INSPIRE](#)].
- [16] CMS collaboration, *Measurement of Higgs boson production and properties in the  $WW$  decay channel with leptonic final states*, *JHEP* **01** (2014) 096 [[arXiv:1312.1129](#)] [[INSPIRE](#)].
- [17] ATLAS and CMS collaborations, *Measurements of the Higgs boson production and decay rates and constraints on its couplings from a combined ATLAS and CMS analysis of the LHC pp collision data at  $\sqrt{s} = 7$  and 8 TeV*, *JHEP* **08** (2016) 045 [[arXiv:1606.02266](#)] [[INSPIRE](#)].

- [18] ATLAS collaboration, *Cross-section measurements of the Higgs boson decaying into a pair of  $\tau$ -leptons in proton-proton collisions at  $\sqrt{s} = 13$  TeV with the ATLAS detector*, *Phys. Rev. D* **99** (2019) 072001 [[arXiv:1811.08856](#)] [[INSPIRE](#)].
- [19] CMS collaboration, *Observation of the Higgs boson decay to a pair of  $\tau$  leptons with the CMS detector*, *Phys. Lett. B* **779** (2018) 283 [[arXiv:1708.00373](#)] [[INSPIRE](#)].
- [20] ATLAS collaboration, *Observation of Higgs boson production in association with a top quark pair at the LHC with the ATLAS detector*, *Phys. Lett. B* **784** (2018) 173 [[arXiv:1806.00425](#)] [[INSPIRE](#)].
- [21] CMS collaboration, *Observation of  $t\bar{t}H$  production*, *Phys. Rev. Lett.* **120** (2018) 231801 [[arXiv:1804.02610](#)] [[INSPIRE](#)].
- [22] ATLAS collaboration, *Observation of  $H \rightarrow b\bar{b}$  decays and  $VH$  production with the ATLAS detector*, *Phys. Lett. B* **786** (2018) 59 [[arXiv:1808.08238](#)] [[INSPIRE](#)].
- [23] CMS collaboration, *Observation of Higgs boson decay to bottom quarks*, *Phys. Rev. Lett.* **121** (2018) 121801 [[arXiv:1808.08242](#)] [[INSPIRE](#)].
- [24] ATLAS collaboration, *A search for the dimuon decay of the Standard Model Higgs boson with the ATLAS detector*, [arXiv:2007.07830](#) [[INSPIRE](#)].
- [25] CMS collaboration, *Search for the Higgs boson decaying to two muons in proton-proton collisions at  $\sqrt{s} = 13$  TeV*, *Phys. Rev. Lett.* **122** (2019) 021801 [[arXiv:1807.06325](#)] [[INSPIRE](#)].
- [26] ATLAS collaboration, *Search for the decay of the Higgs boson to charm quarks with the ATLAS experiment*, *Phys. Rev. Lett.* **120** (2018) 211802 [[arXiv:1802.04329](#)] [[INSPIRE](#)].
- [27] CMS collaboration, *A search for the standard model Higgs boson decaying to charm quarks*, *JHEP* **03** (2020) 131 [[arXiv:1912.01662](#)] [[INSPIRE](#)].
- [28] G.T. Bodwin, F. Petriello, S. Stoynev and M. Velasco, *Higgs boson decays to quarkonia and the  $H\bar{c}c$  coupling*, *Phys. Rev. D* **88** (2013) 053003 [[arXiv:1306.5770](#)] [[INSPIRE](#)].
- [29] A.L. Kagan, G. Perez, F. Petriello, Y. Soreq, S. Stoynev and J. Zupan, *Exclusive window onto Higgs Yukawa couplings*, *Phys. Rev. Lett.* **114** (2015) 101802 [[arXiv:1406.1722](#)] [[INSPIRE](#)].
- [30] S. Alte, M. König and M. Neubert, *Exclusive weak radiative Higgs decays in the standard model and beyond*, *JHEP* **12** (2016) 037 [[arXiv:1609.06310](#)] [[INSPIRE](#)].
- [31] CMS collaboration, *Search for rare decays of Z and Higgs bosons to  $J/\psi$  and a photon in proton-proton collisions at  $\sqrt{s} = 13$  TeV*, *Eur. Phys. J. C* **79** (2019) 94 [[arXiv:1810.10056](#)] [[INSPIRE](#)].
- [32] ATLAS collaboration, *Searches for exclusive Higgs and Z boson decays into  $J/\psi\gamma$ ,  $\psi(2S)\gamma$ , and  $\Upsilon(nS)\gamma$  at  $\sqrt{s} = 13$  TeV with the ATLAS detector*, *Phys. Lett. B* **786** (2018) 134 [[arXiv:1807.00802](#)] [[INSPIRE](#)].
- [33] ATLAS collaboration, *Search for exclusive Higgs and Z boson decays to  $\phi\gamma$  and  $\rho\gamma$  with the ATLAS detector*, *JHEP* **07** (2018) 127 [[arXiv:1712.02758](#)] [[INSPIRE](#)].
- [34] LHC HIGGS CROSS SECTION WORKING GROUP, *Handbook of LHC Higgs cross sections: 4. Deciphering the nature of the Higgs sector*, [arXiv:1610.07922](#) [[INSPIRE](#)].
- [35] G. Isidori, A.V. Manohar and M. Trott, *Probing the nature of the Higgs-like Boson via  $h \rightarrow V\mathcal{F}$  decays*, *Phys. Lett. B* **728** (2014) 131 [[arXiv:1305.0663](#)] [[INSPIRE](#)].

- [36] ATLAS collaboration, *Search for Higgs boson decays into a Z boson and a light hadronically decaying resonance using 13 TeV pp collision data from the ATLAS detector*, [arXiv:2004.01678](#) [INSPIRE].
- [37] G.F. Giudice and O. Lebedev, *Higgs-dependent Yukawa couplings*, *Phys. Lett. B* **665** (2008) 79 [[arXiv:0804.1753](#)] [INSPIRE].
- [38] F. Bishara, J. Brod, P. Uttayarat and J. Zupan, *Nonstandard Yukawa couplings and Higgs portal dark matter*, *JHEP* **01** (2016) 010 [[arXiv:1504.04022](#)] [INSPIRE].
- [39] D. Egana-Ugrinovic, S. Homiller and P.R. Meade, *Higgs bosons with large couplings to light quarks*, *Phys. Rev. D* **100** (2019) 115041 [[arXiv:1908.11376](#)] [INSPIRE].
- [40] C.D. Froggatt and H.B. Nielsen, *Hierarchy of quark masses, Cabibbo angles and CP-violation*, *Nucl. Phys. B* **147** (1979) 277 [INSPIRE].
- [41] L. Randall and R. Sundrum, *A large mass hierarchy from a small extra dimension*, *Phys. Rev. Lett.* **83** (1999) 3370 [[hep-ph/9905221](#)] [INSPIRE].
- [42] S.J. Huber and Q. Shafi, *Fermion masses, mixings and proton decay in a Randall-Sundrum model*, *Phys. Lett. B* **498** (2001) 256 [[hep-ph/0010195](#)] [INSPIRE].
- [43] CMS collaboration, *Description and performance of track and primary-vertex reconstruction with the CMS tracker*, *2014 JINST* **9** P10009 [[arXiv:1405.6569](#)] [INSPIRE].
- [44] CMS collaboration, *Performance of the CMS muon detector and muon reconstruction with proton-proton collisions at  $\sqrt{s} = 13$  TeV*, *2018 JINST* **13** P06015 [[arXiv:1804.04528](#)] [INSPIRE].
- [45] CMS collaboration, *Performance of electron reconstruction and selection with the cms detector in proton-proton collisions at  $\sqrt{s} = 8$  TeV*, *2015 JINST* **10** P06005 [[arXiv:1502.02701](#)] [INSPIRE].
- [46] CMS collaboration, *The CMS trigger system*, *2017 JINST* **12** P01020 [[arXiv:1609.02366](#)] [INSPIRE].
- [47] CMS collaboration, *The CMS experiment at the CERN LHC*, *2008 JINST* **3** S08004 [INSPIRE].
- [48] CMS collaboration, *Particle-flow reconstruction and global event description with the CMS detector*, *2017 JINST* **12** P10003 [[arXiv:1706.04965](#)] [INSPIRE].
- [49] M. Cacciari, G.P. Salam and G. Soyez, *The anti- $k_t$  jet clustering algorithm*, *JHEP* **04** (2008) 063 [[arXiv:0802.1189](#)] [INSPIRE].
- [50] M. Cacciari, G.P. Salam and G. Soyez, *FastJet user manual*, *Eur. Phys. J. C* **72** (2012) 1896 [[arXiv:1111.6097](#)] [INSPIRE].
- [51] P. Nason, *A new method for combining NLO QCD with shower Monte Carlo algorithms*, *JHEP* **11** (2004) 040 [[hep-ph/0409146](#)] [INSPIRE].
- [52] S. Frixione, P. Nason and C. Oleari, *Matching NLO QCD computations with Parton Shower simulations: the POWHEG method*, *JHEP* **11** (2007) 070 [[arXiv:0709.2092](#)] [INSPIRE].
- [53] S. Alioli, P. Nason, C. Oleari and E. Re, *NLO Higgs boson production via gluon fusion matched with shower in POWHEG*, *JHEP* **04** (2009) 002 [[arXiv:0812.0578](#)] [INSPIRE].
- [54] S. Alioli, P. Nason, C. Oleari and E. Re, *A general framework for implementing NLO calculations in shower Monte Carlo programs: the POWHEG BOX*, *JHEP* **06** (2010) 043 [[arXiv:1002.2581](#)] [INSPIRE].

- [55] P. Nason and C. Oleari, *NLO Higgs boson production via vector-boson fusion matched with shower in POWHEG*, *JHEP* **02** (2010) 037 [[arXiv:0911.5299](#)] [[INSPIRE](#)].
- [56] G. Luisoni, P. Nason, C. Oleari and F. Tramontano,  *$HW^\pm/HZ + 0$  and 1 jet at NLO with the POWHEG BOX interfaced to GoSam and their merging within MiNLO*, *JHEP* **10** (2013) 083 [[arXiv:1306.2542](#)] [[INSPIRE](#)].
- [57] J. Alwall et al., *The automated computation of tree-level and next-to-leading order differential cross sections, and their matching to parton shower simulations*, *JHEP* **07** (2014) 079 [[arXiv:1405.0301](#)] [[INSPIRE](#)].
- [58] T. Sjöstrand et al., *An introduction to PYTHIA 8.2*, *Comput. Phys. Commun.* **191** (2015) 159 [[arXiv:1410.3012](#)] [[INSPIRE](#)].
- [59] NNPDF collaboration, *Parton distributions for the LHC Run II*, *JHEP* **04** (2015) 040 [[arXiv:1410.8849](#)] [[INSPIRE](#)].
- [60] NNPDF collaboration, *Parton distributions from high-precision collider data*, *Eur. Phys. J. C* **77** (2017) 663 [[arXiv:1706.00428](#)] [[INSPIRE](#)].
- [61] CMS collaboration, *Event generator tunes obtained from underlying event and multiparton scattering measurements*, *Eur. Phys. J. C* **76** (2016) 155 [[arXiv:1512.00815](#)] [[INSPIRE](#)].
- [62] CMS collaboration, *Extraction and validation of a new set of CMS PYTHIA8 tunes from underlying-event measurements*, *Eur. Phys. J. C* **80** (2020) 4 [[arXiv:1903.12179](#)] [[INSPIRE](#)].
- [63] GEANT4 collaboration, *GEANT4 — a simulation toolkit*, *Nucl. Instrum. Meth. A* **506** (2003) 250 [[INSPIRE](#)].
- [64] PARTICLE DATA GROUP, *Review of particle physics*, *Phys. Rev. D* **98** (2018) 030001 [[INSPIRE](#)].
- [65] CMS collaboration, *Measurement of the inelastic proton-proton cross section at  $\sqrt{s} = 13$  TeV*, *JHEP* **07** (2018) 161 [[arXiv:1802.02613](#)] [[INSPIRE](#)].
- [66] CMS collaboration, *Measurements of Inclusive W and Z Cross Sections in pp Collisions at  $\sqrt{s} = 7$  TeV*, *JHEP* **01** (2011) 080 [[arXiv:1012.2466](#)] [[INSPIRE](#)].
- [67] J.H. Broughton, *Searches for rare exclusive Higgs boson decays to a meson and an associated photon with the ATLAS detector*, Ph.D. thesis, Birmingham University, Birmingham U.K. (2018).
- [68] R.D. Fisher, *On the interpretation of  $\chi^2$  from contingency tables, and the calculation of P*, *J. Royal Stat. Soc.* **85** (1922) 87.
- [69] CMS collaboration, *Search for narrow and broad dijet resonances in proton-proton collisions at  $\sqrt{s} = 13$  TeV and constraints on dark matter mediators and other new particles*, *JHEP* **08** (2018) 130 [[arXiv:1806.00843](#)] [[INSPIRE](#)].
- [70] T. Junk, *Confidence level computation for combining searches with small statistics*, *Nucl. Instrum. Meth. A* **434** (1999) 435 [[hep-ex/9902006](#)] [[INSPIRE](#)].
- [71] A.L. Read, *Presentation of search results: the  $CL_s$  technique*, *J. Phys. G* **28** (2002) 2693 [[INSPIRE](#)].
- [72] ATLAS and CMS collaborations, LHC HIGGS COMBINATION GROUP, *Procedure for the LHC Higgs boson search combination in Summer 2011*, [CMS-NOTE-2011-005](#) (2011) [[ATL-PHYS-PUB-2011-11](#)].

- [73] G. Cowan, K. Cranmer, E. Gross and O. Vitells, *Asymptotic formulae for likelihood-based tests of new physics*, *Eur. Phys. J. C* **71** (2011) 1554 [Erratum *ibid.* **73** (2013) 2501] [[arXiv:1007.1727](#)] [[INSPIRE](#)].
- [74] CMS collaboration, *CMS luminosity measurements for the 2016 data taking period*, [CMS-PAS-LUM-17-001](#) (2017).
- [75] CMS collaboration, *CMS luminosity measurement for the 2017 data-taking period at  $\sqrt{s} = 13$  TeV*, [CMS-PAS-LUM-17-004](#) (2018).
- [76] CMS collaboration, *CMS luminosity measurement for the 2018 data-taking period at  $\sqrt{s} = 13$  TeV*, [CMS-PAS-LUM-18-002](#) (2019).

**The CMS collaboration****Yerevan Physics Institute, Yerevan, Armenia**A.M. Sirunyan<sup>†</sup>, A. Tumasyan**Institut für Hochenergiephysik, Wien, Austria**W. Adam, F. Ambrogio, T. Bergauer, M. Dragicevic, J. Erö, A. Escalante Del Valle, R. Frühwirth<sup>1</sup>, M. Jeitler<sup>1</sup>, N. Krammer, L. Lechner, D. Liko, T. Madlener, I. Mikulec, F.M. Pitters, N. Rad, J. Schieck<sup>1</sup>, R. Schöfbeck, M. Spanring, S. Templ, W. Waltenberger, C.-E. Wulz<sup>1</sup>, M. Zarucki**Institute for Nuclear Problems, Minsk, Belarus**

V. Chekhovskiy, A. Litomin, V. Makarenko, J. Suarez Gonzalez

**Universiteit Antwerpen, Antwerpen, Belgium**M.R. Darwish<sup>2</sup>, E.A. De Wolf, D. Di Croce, X. Janssen, T. Kello<sup>3</sup>, A. Lelek, M. Pieters, H. Rejeb Sfar, H. Van Haevermaet, P. Van Mechelen, S. Van Putte, N. Van Remortel**Vrije Universiteit Brussel, Brussel, Belgium**

F. Blekman, E.S. Bols, S.S. Chhibra, J. D'Hondt, J. De Clercq, D. Lontkovskiy, S. Lowette, I. Marchesini, S. Moortgat, A. Morton, Q. Python, S. Tavernier, W. Van Doninck, P. Van Mulders

**Université Libre de Bruxelles, Bruxelles, Belgium**

D. Beghin, B. Bilin, B. Clerbaux, G. De Lentdecker, H. Delannoy, B. Dorney, L. Favart, A. Grebenyuk, A.K. Kalsi, I. Makarenko, L. Moureaux, L. Pétré, A. Popov, N. Postiau, E. Starling, L. Thomas, C. Vander Velde, P. Vanlaer, D. Vannerom, L. Wezenbeek

**Ghent University, Ghent, Belgium**T. Cornelis, D. Dobur, I. Khvastunov<sup>4</sup>, M. Niedziela, C. Roskas, K. Skovpen, M. Tytgat, W. Verbeke, B. Vermassen, M. Vit**Université Catholique de Louvain, Louvain-la-Neuve, Belgium**

G. Bruno, F. Bury, C. Caputo, P. David, C. Delaere, M. Delcourt, I.S. Donertas, A. Giammanco, V. Lemaitre, K. Mondal, J. Prisciandaro, A. Taliencio, M. Teklishyn, P. Vischia, S. Wuyckens, J. Zobec

**Centro Brasileiro de Pesquisas Físicas, Rio de Janeiro, Brazil**

G.A. Alves, G. Correia Silva, C. Hensel, A. Moraes

**Universidade do Estado do Rio de Janeiro, Rio de Janeiro, Brazil**W.L. Aldá Júnior, E. Belchior Batista Das Chagas, W. Carvalho, J. Chinellato<sup>5</sup>, E. Coelho, E.M. Da Costa, G.G. Da Silveira<sup>6</sup>, D. De Jesus Damiao, S. Fonseca De Souza, H. Malbouisson, J. Martins<sup>7</sup>, D. Matos Figueiredo, M. Medina Jaime<sup>8</sup>, M. Melo De Almeida, C. Mora Herrera, L. Mundim, H. Nogima, P. Rebello Teles, L.J. Sanchez Rosas, A. Santoro, S.M. Silva Do Amaral, A. Sznajder, M. Thiel, E.J. Tonelli Manganote<sup>5</sup>, F. Torres Da Silva De Araujo, A. Vilela Pereira



**Universidade Estadual Paulista<sup>a</sup>, Universidade Federal do ABC<sup>b</sup>, São Paulo, Brazil**

C.A. Bernardes<sup>a</sup>, L. Calligaris<sup>a</sup>, T.R. Fernandez Perez Tomei<sup>a</sup>, E.M. Gregores<sup>b</sup>, D.S. Lemos<sup>a</sup>, P.G. Mercadante<sup>b</sup>, S.F. Novaes<sup>a</sup>, Sandra S. Padula<sup>a</sup>

**Institute for Nuclear Research and Nuclear Energy, Bulgarian Academy of Sciences, Sofia, Bulgaria**

A. Aleksandrov, G. Antchev, I. Atanasov, R. Hadjiiska, P. Iaydjiev, M. Misheva, M. Rodozov, M. Shopova, G. Sultanov

**University of Sofia, Sofia, Bulgaria**

M. Bonchev, A. Dimitrov, T. Ivanov, L. Litov, B. Pavlov, P. Petkov, A. Petrov

**Beihang University, Beijing, China**

W. Fang<sup>3</sup>, Q. Guo, H. Wang, L. Yuan

**Department of Physics, Tsinghua University, Beijing, China**

M. Ahmad, Z. Hu, Y. Wang

**Institute of High Energy Physics, Beijing, China**

E. Chapon, G.M. Chen<sup>9</sup>, H.S. Chen<sup>9</sup>, M. Chen, C.H. Jiang, D. Leggat, H. Liao, Z. Liu, R. Sharma, A. Spiezia, J. Tao, J. Thomas-wilsker, J. Wang, H. Zhang, S. Zhang<sup>9</sup>, J. Zhao

**State Key Laboratory of Nuclear Physics and Technology, Peking University, Beijing, China**

A. Agapitos, Y. Ban, C. Chen, G. Chen, A. Levin, L. Li, Q. Li, M. Lu, X. Lyu, Y. Mao, S.J. Qian, D. Wang, Q. Wang, J. Xiao, D. Yang

**Sun Yat-Sen University, Guangzhou, China**

Z. You

**Institute of Modern Physics and Key Laboratory of Nuclear Physics and Ion-beam Application (MOE) — Fudan University, Shanghai, China**

X. Gao<sup>3</sup>

**Zhejiang University, Hangzhou, China**

M. Xiao

**Universidad de Los Andes, Bogota, Colombia**

C. Avila, A. Cabrera, C. Florez, J. Fraga, A. Sarkar, M.A. Segura Delgado

**Universidad de Antioquia, Medellin, Colombia**

J. Mejia Guisao, F. Ramirez, J.D. Ruiz Alvarez, C.A. Salazar González, N. Vanegas Arbelaez

**University of Split, Faculty of Electrical Engineering, Mechanical Engineering and Naval Architecture, Split, Croatia**

D. Giljanovic, N. Godinovic, D. Lelas, I. Puljak, T. Sculac

**University of Split, Faculty of Science, Split, Croatia**

Z. Antunovic, M. Kovac

**Institute Rudjer Boskovic, Zagreb, Croatia**V. Brigljevic, D. Ferencek, D. Majumder, B. Mesic, M. Roguljic, A. Starodumov<sup>10</sup>, T. Susa**University of Cyprus, Nicosia, Cyprus**

M.W. Ather, A. Attikis, E. Erodotou, A. Ioannou, G. Kole, M. Kolosova, S. Konstantinou, G. Mavromanolakis, J. Mousa, C. Nicolaou, F. Ptochos, P.A. Razis, H. Rykaczewski, H. Saka, D. Tsiakkouri

**Charles University, Prague, Czech Republic**M. Finger<sup>11</sup>, M. Finger Jr.<sup>11</sup>, A. Kveton, J. Tomsa**Escuela Politecnica Nacional, Quito, Ecuador**

E. Ayala

**Universidad San Francisco de Quito, Quito, Ecuador**

E. Carrera Jarrin

**Academy of Scientific Research and Technology of the Arab Republic of Egypt, Egyptian Network of High Energy Physics, Cairo, Egypt**Y. Assran<sup>12,13</sup>, S. Khalil<sup>14</sup>, E. Salama<sup>13,15</sup>**Center for High Energy Physics (CHEP-FU), Fayoum University, El-Fayoum, Egypt**A. Lotfy<sup>16</sup>, M.A. Mahmoud**National Institute of Chemical Physics and Biophysics, Tallinn, Estonia**

S. Bhowmik, A. Carvalho Antunes De Oliveira, R.K. Dewanjee, K. Ehataht, M. Kadastik, M. Raidal, C. Veelken

**Department of Physics, University of Helsinki, Helsinki, Finland**

P. Eerola, L. Forthomme, H. Kirschenmann, K. Osterberg, M. Voutilainen

**Helsinki Institute of Physics, Helsinki, Finland**

E. Brücken, F. Garcia, J. Havukainen, V. Karimäki, M.S. Kim, R. Kinnunen, T. Lampén, K. Lassila-Perini, S. Laurila, S. Lehti, T. Lindén, H. Siikonen, E. Tuominen, J. Tuominiemi

**Lappeenranta University of Technology, Lappeenranta, Finland**

P. Luukka, T. Tuuva

**IRFU, CEA, Université Paris-Saclay, Gif-sur-Yvette, France**M. Besancon, F. Couderc, M. Dejardin, D. Denegri, J.L. Faure, F. Ferri, S. Ganjour, A. Givernaud, P. Gras, G. Hamel de Monchenault, P. Jarry, B. Lenzi, E. Locci, J. Malcles, J. Rander, A. Rosowsky, M.Ö. Sahin, A. Savoy-Navarro<sup>17</sup>, M. Titov, G.B. Yu**Laboratoire Leprince-Ringuet, CNRS/IN2P3, Ecole Polytechnique, Institut Polytechnique de Paris, Paris, France**

S. Ahuja, C. Amendola, F. Beaudette, M. Bonanomi, P. Busson, C. Charlot, O. Davignon, B. Diab, G. Falmagne, R. Granier de Cassagnac, I. Kucher, A. Lobanov, C. Martin Perez,

M. Nguyen, C. Ochando, P. Paganini, J. Rembser, R. Salerno, J.B. Sauvan, Y. Sirois, A. Zabi, A. Zghiche

**Université de Strasbourg, CNRS, IPHC UMR 7178, Strasbourg, France**

J.-L. Agram<sup>18</sup>, J. Andrea, D. Bloch, G. Bourgatte, J.-M. Brom, E.C. Chabert, C. Collard, J.-C. Fontaine<sup>18</sup>, D. Gelé, U. Goerlach, C. Grimault, A.-C. Le Bihan, P. Van Hove

**Université de Lyon, Université Claude Bernard Lyon 1, CNRS-IN2P3, Institut de Physique Nucléaire de Lyon, Villeurbanne, France**

E. Asilar, S. Beauceron, C. Bernet, G. Boudoul, C. Camen, A. Carle, N. Chanon, D. Con-tardo, P. Depasse, H. El Mamouni, J. Fay, S. Gascon, M. Gouzevitch, B. Ille, Sa. Jain, I.B. Laktineh, H. Lattaud, A. Lesauvage, M. Lethuillier, L. Mirabito, L. Torterotot, G. Touquet, M. Vander Donckt, S. Viret

**Georgian Technical University, Tbilisi, Georgia**

A. Khvedelidze<sup>11</sup>

**Tbilisi State University, Tbilisi, Georgia**

Z. Tsamalaidze<sup>11</sup>

**RWTH Aachen University, I. Physikalisches Institut, Aachen, Germany**

L. Feld, K. Klein, M. Lipinski, D. Meuser, A. Pauls, M. Preuten, M.P. Rauch, J. Schulz, M. Teroerde

**RWTH Aachen University, III. Physikalisches Institut A, Aachen, Germany**

D. Eliseev, M. Erdmann, P. Fackeldey, B. Fischer, S. Ghosh, T. Hebbeker, K. Hoepfner, H. Keller, L. Mastrolorenzo, M. Merschmeyer, A. Meyer, P. Millet, G. Mocellin, S. Mondal, S. Mukherjee, D. Noll, A. Novak, T. Pook, A. Pozdnyakov, T. Quast, M. Radziej, Y. Rath, H. Reithler, J. Roemer, A. Schmidt, S.C. Schuler, A. Sharma, S. Wiedenbeck, S. Zaleski

**RWTH Aachen University, III. Physikalisches Institut B, Aachen, Germany**

C. Dziwok, G. Flügge, W. Haj Ahmad<sup>19</sup>, O. Hlushchenko, T. Kress, A. Nowack, C. Pistone, O. Pooth, D. Roy, H. Sert, A. Stahl<sup>20</sup>, T. Ziemons

**Deutsches Elektronen-Synchrotron, Hamburg, Germany**

H. Aarup Petersen, M. Aldaya Martin, P. Asmuss, I. Babounikau, S. Baxter, O. Behnke, A. Bermúdez Martínez, A.A. Bin Anuar, K. Borras<sup>21</sup>, V. Botta, D. Brunner, A. Campbell, A. Cardini, P. Connor, S. Consuegra Rodríguez, V. Danilov, A. De Wit, M.M. Defranchis, L. Didukh, D. Domínguez Damiani, G. Eckerlin, D. Eckstein, T. Eichhorn, A. Elwood, L.I. Estevez Banos, E. Gallo<sup>22</sup>, A. Geiser, A. Giraldi, A. Grohsjean, M. Guthoff, M. Har-ranko, A. Harb, A. Jafari<sup>23</sup>, N.Z. Jomhari, H. Jung, A. Kasem<sup>21</sup>, M. Kasemann, H. Kaveh, J. Keaveney, C. Kleinwort, J. Knolle, D. Krücker, W. Lange, T. Lenz, J. Lidrych, K. Lipka, W. Lohmann<sup>24</sup>, R. Mankel, I.-A. Melzer-Pellmann, J. Metwally, A.B. Meyer, M. Meyer, M. Missiroli, J. Mnich, A. Mussgiller, V. Myronenko, Y. Otariid, D. Pérez Adán, S.K. Pflitsch, D. Pitzl, A. Raspereza, A. Saggio, A. Saibel, M. Savitskyi, V. Scheurer, P. Schütze, C. Schwanenberger, R. Shevchenko, A. Singh, R.E. Sosa Ricardo, H. Tholen, N. Tonon, O. Turkot, A. Vagnerini, M. Van De Klundert, R. Walsh, D. Walter, Y. Wen, K. Wichmann, C. Wissing, S. Wuchterl, O. Zenaiev, R. Zlebcik

**University of Hamburg, Hamburg, Germany**

R. Aggleton, S. Bein, L. Benato, A. Benecke, K. De Leo, T. Dreyer, A. Ebrahimi, F. Feindt, A. Fröhlich, C. Garbers, E. Garutti, D. Gonzalez, P. Gunnellini, J. Haller, A. Hinzmann, A. Karavdina, G. Kasieczka, R. Klanner, R. Kogler, S. Kurz, V. Kutzner, J. Lange, T. Lange, A. Malara, J. Multhaupt, C.E.N. Niemeyer, A. Nigamova, K.J. Pena Rodriguez, O. Rieger, P. Schleper, S. Schumann, J. Schwandt, D. Schwarz, J. Sonneveld, H. Stadie, G. Steinbrück, B. Vormwald, I. Zoi

**Karlsruher Institut fuer Technologie, Karlsruhe, Germany**

M. Baselga, S. Baur, J. Bechtel, T. Berger, E. Butz, R. Caspart, T. Chwalek, W. De Boer, A. Dierlamm, A. Droll, K. El Morabit, N. Faltermann, K. Flöh, M. Giffels, A. Gottmann, F. Hartmann<sup>20</sup>, C. Heidecker, U. Husemann, M.A. Iqbal, I. Katkov<sup>25</sup>, P. Keicher, R. Koppenhöfer, S. Kudella, S. Maier, M. Metzler, S. Mitra, M.U. Mozer, D. Müller, Th. Müller, M. Musich, G. Quast, K. Rabbertz, J. Rauser, D. Savoiu, D. Schäfer, M. Schnepf, M. Schröder, D. Seith, I. Shvetsov, H.J. Simonis, R. Ulrich, M. Wassmer, M. Weber, C. Wöhrmann, R. Wolf, S. Wozniewski

**Institute of Nuclear and Particle Physics (INPP), NCSR Demokritos, Aghia Paraskevi, Greece**

G. Anagnostou, P. Asenov, G. Daskalakis, T. Gerasis, A. Kyriakis, D. Loukas, G. Paspalaki, A. Stakia

**National and Kapodistrian University of Athens, Athens, Greece**

M. Diamantopoulou, D. Karasavvas, G. Karathanasis, P. Kontaxakis, C.K. Koraka, A. Manousakis-katsikakis, A. Panagiotou, I. Papavergou, N. Saoulidou, K. Theofilatos, K. Vellidis, E. Vourliotis

**National Technical University of Athens, Athens, Greece**

G. Bakas, K. Kousouris, I. Papakrivopoulos, G. Tsipolitis, A. Zacharopoulou

**University of Ioánnina, Ioánnina, Greece**

I. Evangelou, C. Foudas, P. Gianneios, P. Katsoulis, P. Kokkas, S. Mallios, K. Manitaras, N. Manthos, I. Papadopoulos, J. Strologas

**MTA-ELTE Lendület CMS Particle and Nuclear Physics Group, Eötvös Loránd University, Budapest, Hungary**

M. Bartók<sup>26</sup>, R. Chudasama, M. Csanad, M.M.A. Gadallah<sup>27</sup>, P. Major, K. Mandal, A. Mehta, G. Pasztor, O. Surányi, G.I. Veres

**Wigner Research Centre for Physics, Budapest, Hungary**

G. Bencze, C. Hajdu, D. Horvath<sup>28</sup>, F. Sikler, V. Veszpremi, G. Vesztergombi<sup>†</sup>

**Institute of Nuclear Research ATOMKI, Debrecen, Hungary**

N. Beni, S. Czellar, J. Karancsi<sup>26</sup>, J. Molnar, Z. Szillasi, D. Teyssier

**Institute of Physics, University of Debrecen, Debrecen, Hungary**

P. Raics, Z.L. Trocsanyi, B. Ujvari

**Eszterhazy Karoly University, Karoly Robert Campus, Gyongyos, Hungary**  
T. Csorgo, S. Lökös<sup>29</sup>, F. Nemes, T. Novak

**Indian Institute of Science (IISc), Bangalore, India**

S. Choudhury, J.R. Komaragiri, D. Kumar, L. Panwar, P.C. Tiwari

**National Institute of Science Education and Research, HBNI, Bhubaneswar, India**

S. Bahinipati<sup>30</sup>, D. Dash, C. Kar, P. Mal, T. Mishra, V.K. Muraleedharan Nair Bindhu, A. Nayak<sup>31</sup>, D.K. Sahoo<sup>30</sup>, N. Sur, S.K. Swain

**Panjab University, Chandigarh, India**

S. Bansal, S.B. Beri, V. Bhatnagar, S. Chauhan, N. Dhingra<sup>32</sup>, R. Gupta, A. Kaur, A. Kaur, S. Kaur, P. Kumari, M. Lohan, M. Meena, K. Sandeep, S. Sharma, J.B. Singh, A.K. Viridi

**University of Delhi, Delhi, India**

A. Ahmed, A. Bhardwaj, B.C. Choudhary, R.B. Garg, M. Gola, S. Keshri, A. Kumar, M. Naimuddin, P. Priyanka, K. Ranjan, A. Shah

**Saha Institute of Nuclear Physics, HBNI, Kolkata, India**

M. Bharti<sup>33</sup>, R. Bhattacharya, S. Bhattacharya, D. Bhowmik, S. Dutta, S. Ghosh, B. Gomber<sup>34</sup>, M. Maity<sup>35</sup>, S. Nandan, P. Palit, A. Purohit, P.K. Rout, G. Saha, S. Sarkar, M. Sharan, B. Singh<sup>33</sup>, S. Thakur<sup>33</sup>

**Indian Institute of Technology Madras, Madras, India**

P.K. Behera, S.C. Behera, P. Kalbhor, A. Muhammad, R. Pradhan, P.R. Pujahari, A. Sharma, A.K. Sikdar

**Bhabha Atomic Research Centre, Mumbai, India**

D. Dutta, V. Jha, V. Kumar, D.K. Mishra, K. Naskar<sup>36</sup>, P.K. Netrakanti, L.M. Pant, P. Shukla

**Tata Institute of Fundamental Research-A, Mumbai, India**

T. Aziz, M.A. Bhat, S. Dugad, R. Kumar Verma, U. Sarkar

**Tata Institute of Fundamental Research-B, Mumbai, India**

S. Banerjee, S. Bhattacharya, S. Chatterjee, P. Das, M. Guchait, S. Karmakar, S. Kumar, G. Majumder, K. Mazumdar, S. Mukherjee, D. Roy, N. Sahoo

**Indian Institute of Science Education and Research (IISER), Pune, India**

S. Dube, B. Kansal, A. Kapoor, K. Kothekar, S. Pandey, A. Rane, A. Rastogi, S. Sharma

**Department of Physics, Isfahan University of Technology, Isfahan, Iran**

H. Bakhshiansohi<sup>37</sup>

**Institute for Research in Fundamental Sciences (IPM), Tehran, Iran**

S. Chenarani<sup>38</sup>, S.M. Etesami, M. Khakzad, M. Mohammadi Najafabadi, M. Naseri

**University College Dublin, Dublin, Ireland**

M. Felcini, M. Grunewald

**INFN Sezione di Bari<sup>a</sup>, Università di Bari<sup>b</sup>, Politecnico di Bari<sup>c</sup>, Bari, Italy**

M. Abbrescia<sup>a,b</sup>, R. Aly<sup>a,b,39</sup>, C. Aruta<sup>a,b</sup>, A. Colaleo<sup>a</sup>, D. Creanza<sup>a,c</sup>, N. De Filippis<sup>a,c</sup>, M. De Palma<sup>a,b</sup>, A. Di Florio<sup>a,b</sup>, A. Di Pilato<sup>a,b</sup>, W. Elmetenawee<sup>a,b</sup>, L. Fiore<sup>a</sup>, A. Gelmi<sup>a,b</sup>, M. Gul<sup>a</sup>, G. Iaselli<sup>a,c</sup>, M. Ince<sup>a,b</sup>, S. Lezki<sup>a,b</sup>, G. Maggi<sup>a,c</sup>, M. Maggi<sup>a</sup>, I. Margjeka<sup>a,b</sup>, J.A. Merlin<sup>a</sup>, S. My<sup>a,b</sup>, S. Nuzzo<sup>a,b</sup>, A. Pompili<sup>a,b</sup>, G. Pugliese<sup>a,c</sup>, A. Ranieri<sup>a</sup>, G. Selvaggi<sup>a,b</sup>, L. Silvestris<sup>a</sup>, F.M. Simone<sup>a,b</sup>, R. Venditti<sup>a</sup>, P. Verwilligen<sup>a</sup>

**INFN Sezione di Bologna<sup>a</sup>, Università di Bologna<sup>b</sup>, Bologna, Italy**

G. Abbiendi<sup>a</sup>, C. Battilana<sup>a,b</sup>, D. Bonacorsi<sup>a,b</sup>, L. Borgonovi<sup>a,b</sup>, S. Braibant-Giacomelli<sup>a,b</sup>, R. Campanini<sup>a,b</sup>, P. Capiluppi<sup>a,b</sup>, A. Castro<sup>a,b</sup>, F.R. Cavallo<sup>a</sup>, C. Ciocca<sup>a</sup>, M. Cuffiani<sup>a,b</sup>, G.M. Dallavalle<sup>a</sup>, T. Diotallevi<sup>a,b</sup>, F. Fabbri<sup>a</sup>, A. Fanfani<sup>a,b</sup>, E. Fontanesi<sup>a,b</sup>, P. Giacomelli<sup>a</sup>, C. Grandi<sup>a</sup>, L. Guiducci<sup>a,b</sup>, F. Iemmi<sup>a,b</sup>, S. Lo Meo<sup>a,40</sup>, S. Marcellini<sup>a</sup>, G. Masetti<sup>a</sup>, F.L. Navarria<sup>a,b</sup>, A. Perrotta<sup>a</sup>, F. Primavera<sup>a,b</sup>, A.M. Rossi<sup>a,b</sup>, T. Rovelli<sup>a,b</sup>, G.P. Siroli<sup>a,b</sup>, N. Tosi<sup>a</sup>

**INFN Sezione di Catania<sup>a</sup>, Università di Catania<sup>b</sup>, Catania, Italy**

S. Albergo<sup>a,b,41</sup>, S. Costa<sup>a,b</sup>, A. Di Mattia<sup>a</sup>, R. Potenza<sup>a,b</sup>, A. Tricomi<sup>a,b,41</sup>, C. Tuve<sup>a,b</sup>

**INFN Sezione di Firenze<sup>a</sup>, Università di Firenze<sup>b</sup>, Firenze, Italy**

G. Barbagli<sup>a</sup>, A. Cassese<sup>a</sup>, R. Ceccarelli<sup>a,b</sup>, V. Ciulli<sup>a,b</sup>, C. Civinini<sup>a</sup>, R. D'Alessandro<sup>a,b</sup>, F. Fiori<sup>a</sup>, E. Focardi<sup>a,b</sup>, G. Latino<sup>a,b</sup>, P. Lenzi<sup>a,b</sup>, M. Lizzo<sup>a,b</sup>, M. Meschini<sup>a</sup>, S. Paoletti<sup>a</sup>, R. Seidita<sup>a,b</sup>, G. Sguazzoni<sup>a</sup>, L. Viliani<sup>a</sup>

**INFN Laboratori Nazionali di Frascati, Frascati, Italy**

L. Benussi, S. Bianco, D. Piccolo

**INFN Sezione di Genova<sup>a</sup>, Università di Genova<sup>b</sup>, Genova, Italy**

M. Bozzo<sup>a,b</sup>, F. Ferro<sup>a</sup>, R. Mulargia<sup>a,b</sup>, E. Robutti<sup>a</sup>, S. Tosi<sup>a,b</sup>

**INFN Sezione di Milano-Bicocca<sup>a</sup>, Università di Milano-Bicocca<sup>b</sup>, Milano, Italy**

A. Benaglia<sup>a</sup>, A. Beschi<sup>a,b</sup>, F. Brivio<sup>a,b</sup>, F. Cetorelli<sup>a,b</sup>, V. Ciriolo<sup>a,b,20</sup>, F. De Guio<sup>a,b</sup>, M.E. Dinardo<sup>a,b</sup>, P. Dini<sup>a</sup>, S. Gennai<sup>a</sup>, A. Ghezzi<sup>a,b</sup>, P. Govoni<sup>a,b</sup>, L. Guzzi<sup>a,b</sup>, M. Malberti<sup>a</sup>, S. Malvezzi<sup>a</sup>, D. Menasce<sup>a</sup>, F. Monti<sup>a,b</sup>, L. Moroni<sup>a</sup>, M. Paganoni<sup>a,b</sup>, D. Pedrini<sup>a</sup>, S. Ragazzi<sup>a,b</sup>, T. Tabarelli de Fatis<sup>a,b</sup>, D. Valsecchi<sup>a,b,20</sup>, D. Zuolo<sup>a,b</sup>

**INFN Sezione di Napoli<sup>a</sup>, Università di Napoli 'Federico II'<sup>b</sup>, Napoli, Italy, Università della Basilicata<sup>c</sup>, Potenza, Italy, Università G. Marconi<sup>d</sup>, Roma, Italy**

S. Buontempo<sup>a</sup>, N. Cavallo<sup>a,c</sup>, A. De Iorio<sup>a,b</sup>, F. Fabozzi<sup>a,c</sup>, F. Fienga<sup>a</sup>, A.O.M. Iorio<sup>a,b</sup>, L. Layer<sup>a,b</sup>, L. Lista<sup>a,b</sup>, S. Meola<sup>a,d,20</sup>, P. Paolucci<sup>a,20</sup>, B. Rossi<sup>a</sup>, C. Sciacca<sup>a,b</sup>, E. Voevodina<sup>a,b</sup>

**INFN Sezione di Padova<sup>a</sup>, Università di Padova<sup>b</sup>, Padova, Italy, Università di Trento<sup>c</sup>, Trento, Italy**

P. Azzi<sup>a</sup>, N. Bacchetta<sup>a</sup>, A. Boletti<sup>a,b</sup>, A. Bragagnolo<sup>a,b</sup>, R. Carlin<sup>a,b</sup>, P. Checchia<sup>a</sup>, P. De Castro Manzano<sup>a</sup>, T. Dorigo<sup>a</sup>, U. Dosselli<sup>a</sup>, F. Gasparini<sup>a,b</sup>, U. Gasparini<sup>a,b</sup>, S.Y. Hoh<sup>a,b</sup>, M. Margoni<sup>a,b</sup>, A.T. Meneguzzo<sup>a,b</sup>, M. Presilla<sup>b</sup>, P. Ronchese<sup>a,b</sup>, R. Rossin<sup>a,b</sup>,

F. Simonetto<sup>a,b</sup>, G. Strong, A. Tiko<sup>a</sup>, M. Tosi<sup>a,b</sup>, H. YARAR<sup>a,b</sup>, M. Zanetti<sup>a,b</sup>, P. Zotto<sup>a,b</sup>,  
A. Zucchetta<sup>a,b</sup>, G. Zumerle<sup>a,b</sup>

**INFN Sezione di Pavia<sup>a</sup>, Università di Pavia<sup>b</sup>, Pavia, Italy**

A. Braghieri<sup>a</sup>, S. Calzaferri<sup>a,b</sup>, D. Fiorina<sup>a,b</sup>, P. Montagna<sup>a,b</sup>, S.P. Ratti<sup>a,b</sup>, V. Re<sup>a</sup>,  
M. Ressegotti<sup>a,b</sup>, C. Riccardi<sup>a,b</sup>, P. Salvini<sup>a</sup>, I. Vai<sup>a</sup>, P. Vitulo<sup>a,b</sup>

**INFN Sezione di Perugia<sup>a</sup>, Università di Perugia<sup>b</sup>, Perugia, Italy**

M. Biasini<sup>a,b</sup>, G.M. Bilei<sup>a</sup>, D. Ciangottini<sup>a,b</sup>, L. Fanò<sup>a,b</sup>, P. Lariccia<sup>a,b</sup>, G. Mantovani<sup>a,b</sup>,  
V. Mariani<sup>a,b</sup>, M. Menichelli<sup>a</sup>, F. Moscatelli<sup>a</sup>, A. Rossi<sup>a,b</sup>, A. Santocchia<sup>a,b</sup>, D. Spiga<sup>a</sup>,  
T. Tedeschi<sup>a,b</sup>

**INFN Sezione di Pisa<sup>a</sup>, Università di Pisa<sup>b</sup>, Scuola Normale Superiore di Pisa<sup>c</sup>, Pisa, Italy**

K. Androsov<sup>a</sup>, P. Azzurri<sup>a</sup>, G. Bagliesi<sup>a</sup>, V. Bertacchi<sup>a,c</sup>, L. Bianchini<sup>a</sup>, T. Boccali<sup>a</sup>,  
R. Castaldi<sup>a</sup>, M.A. Ciocci<sup>a,b</sup>, R. Dell'Orso<sup>a</sup>, M.R. Di Domenico<sup>a,b</sup>, S. Donato<sup>a</sup>,  
L. Giannini<sup>a,c</sup>, A. Giassi<sup>a</sup>, M.T. Grippo<sup>a</sup>, F. Ligabue<sup>a,c</sup>, E. Manca<sup>a,c</sup>, G. Mandorli<sup>a,c</sup>,  
A. Messineo<sup>a,b</sup>, F. Palla<sup>a</sup>, G. Ramirez-Sanchez<sup>a,c</sup>, A. Rizzi<sup>a,b</sup>, G. Rolandi<sup>a,c</sup>,  
S. Roy Chowdhury<sup>a,c</sup>, A. Scribano<sup>a</sup>, N. Shafiei<sup>a,b</sup>, P. Spagnolo<sup>a</sup>, R. Tenchini<sup>a</sup>, G. Tonelli<sup>a,b</sup>,  
N. Turini<sup>a</sup>, A. Venturi<sup>a</sup>, P.G. Verdini<sup>a</sup>

**INFN Sezione di Roma<sup>a</sup>, Sapienza Università di Roma<sup>b</sup>, Rome, Italy**

F. Cavallari<sup>a</sup>, M. Cipriani<sup>a,b</sup>, D. Del Re<sup>a,b</sup>, E. Di Marco<sup>a</sup>, M. Diemoz<sup>a</sup>, E. Longo<sup>a,b</sup>,  
P. Meridiani<sup>a</sup>, G. Organtini<sup>a,b</sup>, F. Pandolfi<sup>a</sup>, R. Paramatti<sup>a,b</sup>, C. Quaranta<sup>a,b</sup>,  
S. Rahatlou<sup>a,b</sup>, C. Rovelli<sup>a</sup>, F. Santanastasio<sup>a,b</sup>, L. Soffi<sup>a,b</sup>, R. Tramontano<sup>a,b</sup>

**INFN Sezione di Torino<sup>a</sup>, Università di Torino<sup>b</sup>, Torino, Italy, Università del Piemonte Orientale<sup>c</sup>, Novara, Italy**

N. Amapane<sup>a,b</sup>, R. Arcidiacono<sup>a,c</sup>, S. Argiro<sup>a,b</sup>, M. Arneodo<sup>a,c</sup>, N. Bartosik<sup>a</sup>, R. Bellan<sup>a,b</sup>,  
A. Bellora<sup>a,b</sup>, C. Biino<sup>a</sup>, A. Cappati<sup>a,b</sup>, N. Cartiglia<sup>a</sup>, S. Cometti<sup>a</sup>, M. Costa<sup>a,b</sup>,  
R. Covarelli<sup>a,b</sup>, N. Demaria<sup>a</sup>, B. Kiani<sup>a,b</sup>, F. Legger<sup>a</sup>, C. Mariotti<sup>a</sup>, S. Maselli<sup>a</sup>,  
E. Migliore<sup>a,b</sup>, V. Monaco<sup>a,b</sup>, E. Monteil<sup>a,b</sup>, M. Monteno<sup>a</sup>, M.M. Obertino<sup>a,b</sup>, G. Ortona<sup>a</sup>,  
L. Pacher<sup>a,b</sup>, N. Pastrone<sup>a</sup>, M. Pelliccioni<sup>a</sup>, G.L. Pinna Angioni<sup>a,b</sup>, M. Ruspa<sup>a,c</sup>,  
R. Salvatico<sup>a,b</sup>, F. Siviero<sup>a,b</sup>, V. Sola<sup>a</sup>, A. Solano<sup>a,b</sup>, D. Soldi<sup>a,b</sup>, A. Staiano<sup>a</sup>, D. Trocino<sup>a,b</sup>

**INFN Sezione di Trieste<sup>a</sup>, Università di Trieste<sup>b</sup>, Trieste, Italy**

S. Belforte<sup>a</sup>, V. Candelise<sup>a,b</sup>, M. Casarsa<sup>a</sup>, F. Cossutti<sup>a</sup>, A. Da Rold<sup>a,b</sup>, G. Della Ricca<sup>a,b</sup>,  
F. Vazzoler<sup>a,b</sup>

**Kyungpook National University, Daegu, Korea**

S. Dogra, C. Huh, B. Kim, D.H. Kim, G.N. Kim, J. Lee, S.W. Lee, C.S. Moon, Y.D. Oh,  
S.I. Pak, S. Sekmen, Y.C. Yang

**Chonnam National University, Institute for Universe and Elementary Particles, Kwangju, Korea**

H. Kim, D.H. Moon

**Hanyang University, Seoul, Korea**

B. Francois, T.J. Kim, J. Park

**Korea University, Seoul, Korea**

S. Cho, S. Choi, Y. Go, S. Ha, B. Hong, K. Lee, K.S. Lee, J. Lim, J. Park, S.K. Park, J. Yoo

**Kyung Hee University, Department of Physics, Seoul, Republic of Korea**

J. Goh, A. Gurtu

**Sejong University, Seoul, Korea**

H.S. Kim, Y. Kim

**Seoul National University, Seoul, Korea**

J. Almond, J.H. Bhyun, J. Choi, S. Jeon, J. Kim, J.S. Kim, S. Ko, H. Kwon, H. Lee, K. Lee, S. Lee, K. Nam, B.H. Oh, M. Oh, S.B. Oh, B.C. Radburn-Smith, H. Seo, U.K. Yang, I. Yoon

**University of Seoul, Seoul, Korea**

D. Jeon, J.H. Kim, B. Ko, J.S.H. Lee, I.C. Park, Y. Roh, I.J. Watson

**Yonsei University, Department of Physics, Seoul, Korea**

H.D. Yoo

**Sungkyunkwan University, Suwon, Korea**

Y. Choi, C. Hwang, Y. Jeong, H. Lee, J. Lee, Y. Lee, I. Yu

**Riga Technical University, Riga, Latvia**V. Veckalns<sup>42</sup>**Vilnius University, Vilnius, Lithuania**

A. Juodagalvis, A. Rinkevicius, G. Tamulaitis

**National Centre for Particle Physics, Universiti Malaya, Kuala Lumpur, Malaysia**

W.A.T. Wan Abdullah, M.N. Yusli, Z. Zolkapli

**Universidad de Sonora (UNISON), Hermosillo, Mexico**

J.F. Benitez, A. Castaneda Hernandez, J.A. Murillo Quijada, L. Valencia Palomo

**Centro de Investigacion y de Estudios Avanzados del IPN, Mexico City, Mexico**H. Castilla-Valdez, E. De La Cruz-Burelo, I. Heredia-De La Cruz<sup>43</sup>, R. Lopez-Fernandez, A. Sanchez-Hernandez**Universidad Iberoamericana, Mexico City, Mexico**

S. Carrillo Moreno, C. Oropeza Barrera, M. Ramirez-Garcia, F. Vazquez Valencia

**Benemerita Universidad Autonoma de Puebla, Puebla, Mexico**

J. Eysermans, I. Pedraza, H.A. Salazar Ibarguen, C. Uribe Estrada

**Universidad Autónoma de San Luis Potosí, San Luis Potosí, Mexico**

A. Morelos Pineda



**University of Montenegro, Podgorica, Montenegro**

J. Mijuskovic<sup>4</sup>, N. Raicevic

**University of Auckland, Auckland, New Zealand**

D. Krofcheck

**University of Canterbury, Christchurch, New Zealand**

S. Bheesette, P.H. Butler

**National Centre for Physics, Quaid-I-Azam University, Islamabad, Pakistan**

A. Ahmad, M.I. Asghar, M.I.M. Awan, Q. Hassan, H.R. Hoorani, W.A. Khan, M.A. Shah, M. Shoaib, M. Waqas

**AGH University of Science and Technology Faculty of Computer Science, Electronics and Telecommunications, Krakow, Poland**

V. Avati, L. Grzanka, M. Malawski

**National Centre for Nuclear Research, Swierk, Poland**

H. Bialkowska, M. Bluj, B. Boimska, T. Frueboes, M. Górski, M. Kazana, M. Szeper, P. Traczyk, P. Zalewski

**Institute of Experimental Physics, Faculty of Physics, University of Warsaw, Warsaw, Poland**

K. Bunkowski, A. Byszuk<sup>44</sup>, K. Doroba, A. Kalinowski, M. Konecki, J. Krolikowski, M. Olszewski, M. Walczak

**Laboratório de Instrumentação e Física Experimental de Partículas, Lisboa, Portugal**

M. Araujo, P. Bargassa, D. Bastos, A. Di Francesco, P. Faccioli, B. Galinhas, M. Gallinaro, J. Hollar, N. Leonardo, T. Niknejad, J. Seixas, K. Shchelina, O. Toldaiev, J. Varela

**Joint Institute for Nuclear Research, Dubna, Russia**

S. Afanasiev, P. Bunin, M. Gavrilenko, I. Golutvin, I. Gorbunov, A. Kamenev, V. Karjavine, A. Lanev, A. Malakhov, V. Matveev<sup>45,46</sup>, P. Moisev, V. Palichik, V. Perelygin, M. Savina, D. Seitova, V. Shalaev, S. Shmatov, S. Shulha, V. Smirnov, O. Teryaev, N. Voytishin, A. Zarubin, I. Zhizhin

**Petersburg Nuclear Physics Institute, Gatchina (St. Petersburg), Russia**

G. Gavrilo, V. Golovtsov, Y. Ivanov, V. Kim<sup>47</sup>, E. Kuznetsova<sup>48</sup>, V. Murzin, V. Oreshkin, I. Smirnov, D. Sosnov, V. Sulimov, L. Uvarov, S. Volkov, A. Vorobyev

**Institute for Nuclear Research, Moscow, Russia**

Yu. Andreev, A. Dermenev, S. Gninenko, N. Golubev, A. Karneyev, M. Kirsanov, N. Krasnikov, A. Pashenkov, G. Pivovarov, D. Tlisov, A. Toropin

**Institute for Theoretical and Experimental Physics named by A.I. Alikhanov of NRC ‘Kurchatov Institute’, Moscow, Russia**

V. Epshteyn, V. Gavrilo, N. Lychkovskaya, A. Nikitenko<sup>49</sup>, V. Popov, I. Pozdnyakov, G. Safronov, A. Spiridonov, A. Stepenov, M. Toms, E. Vlasov, A. Zhokin

**Moscow Institute of Physics and Technology, Moscow, Russia**

T. Aushev

**National Research Nuclear University 'Moscow Engineering Physics Institute' (MEPhI), Moscow, Russia**

R. Chistov<sup>50</sup>, M. Danilov<sup>50</sup>, A. Oskin, P. Parygin, S. Polikarpov<sup>50</sup>

**P.N. Lebedev Physical Institute, Moscow, Russia**

V. Andreev, M. Azarkin, I. Dremin, M. Kirakosyan, A. Terkulov

**Skobeltsyn Institute of Nuclear Physics, Lomonosov Moscow State University, Moscow, Russia**

A. Belyaev, E. Boos, V. Bunichev, M. Dubinin<sup>51</sup>, L. Dudko, V. Klyukhin, O. Kodolova, I. Lokhtin, S. Obraztsov, M. Perfilov, S. Petrushanko, V. Savrin, A. Snigirev

**Novosibirsk State University (NSU), Novosibirsk, Russia**

V. Blinov<sup>52</sup>, T. Dimova<sup>52</sup>, L. Kardapoltsev<sup>52</sup>, I. Ovtin<sup>52</sup>, Y. Skovpen<sup>52</sup>

**Institute for High Energy Physics of National Research Centre 'Kurchatov Institute', Protvino, Russia**

I. Azhgirey, I. Bayshev, V. Kachanov, A. Kalinin, D. Konstantinov, V. Petrov, R. Ryutin, A. Sobol, S. Troshin, N. Tyurin, A. Uzunian, A. Volkov

**National Research Tomsk Polytechnic University, Tomsk, Russia**

A. Babaev, A. Iuzhakov, V. Okhotnikov, L. Sukhikh

**Tomsk State University, Tomsk, Russia**

V. Borchsh, V. Ivanchenko, E. Tcherniaev

**University of Belgrade: Faculty of Physics and VINCA Institute of Nuclear Sciences, Belgrade, Serbia**

P. Adzic<sup>53</sup>, P. Cirkovic, M. Dordevic, P. Milenovic, J. Milosevic, M. Stojanovic

**Centro de Investigaciones Energéticas Medioambientales y Tecnológicas (CIEMAT), Madrid, Spain**

M. Aguilar-Benitez, J. Alcaraz Maestre, A. Álvarez Fernández, I. Bachiller, M. Barrio Luna, Cristina F. Bedoya, J.A. Brochero Cifuentes, C.A. Carrillo Montoya, M. Cepeda, M. Cerrada, N. Colino, B. De La Cruz, A. Delgado Peris, J.P. Fernández Ramos, J. Flix, M.C. Fouz, O. Gonzalez Lopez, S. Goy Lopez, J.M. Hernandez, M.I. Josa, D. Moran, Á. Navarro Tobar, A. Pérez-Calero Yzquierdo, J. Puerta Pelayo, I. Redondo, L. Romero, S. Sánchez Navas, M.S. Soares, A. Triossi, C. Willmott

**Universidad Autónoma de Madrid, Madrid, Spain**

C. Albajar, J.F. de Trocóniz, R. Reyes-Almanza

**Universidad de Oviedo, Instituto Universitario de Ciencias y Tecnologías Espaciales de Asturias (ICTEA), Oviedo, Spain**

B. Alvarez Gonzalez, J. Cuevas, C. Erice, J. Fernandez Menendez, S. Folgueras, I. Gonzalez Caballero, E. Palencia Cortezon, C. Ramón Álvarez, V. Rodríguez Bouza, S. Sanchez Cruz

**Instituto de Física de Cantabria (IFCA), CSIC-Universidad de Cantabria, Santander, Spain**

I.J. Cabrillo, A. Calderon, B. Chazin Quero, J. Duarte Campderros, M. Fernandez, P.J. Fernández Manteca, A. García Alonso, G. Gomez, C. Martinez Rivero, P. Martinez Ruiz del Arbol, F. Matorras, J. Piedra Gomez, C. Prieels, F. Ricci-Tam, T. Rodrigo, A. Ruiz-Jimeno, L. Russo<sup>54</sup>, L. Scodellaro, I. Vila, J.M. Vizan Garcia

**University of Colombo, Colombo, Sri Lanka**

MK Jayananda, B. Kailasapathy<sup>55</sup>, D.U.J. Sonnadara, DDC Wickramarathna

**University of Ruhuna, Department of Physics, Matara, Sri Lanka**

W.G.D. Dharmaratna, K. Liyanage, N. Perera, N. Wickramage

**CERN, European Organization for Nuclear Research, Geneva, Switzerland**

T.K. Aarrestad, D. Abbaneo, B. Akgun, E. Auffray, G. Auzinger, J. Baechler, P. Baillon, A.H. Ball, D. Barney, J. Bendavid, M. Bianco, A. Bocci, P. Bortignon, E. Bossini, E. Brondolin, T. Camporesi, G. Cerminara, L. Cristella, D. d'Enterria, A. Dabrowski, N. Daci, V. Daponte, A. David, A. De Roeck, M. Deile, R. Di Maria, M. Dobson, M. Dünser, N. Dupont, A. Elliott-Peisert, N. Emriskova, F. Fallavollita<sup>56</sup>, D. Fasanella, S. Fiorendi, G. Franzoni, J. Fulcher, W. Funk, S. Giani, D. Gigi, K. Gill, F. Glege, L. Gouskos, M. Gruchala, M. Guilbaud, D. Gulhan, J. Hegeman, Y. Iiyama, V. Innocente, T. James, P. Janot, J. Kaspar, J. Kieseler, M. Komm, N. Kratochwil, C. Lange, P. Lecoq, K. Long, C. Lourenço, L. Malgeri, M. Mannelli, A. Massironi, F. Meijers, S. Mersi, E. Meschi, F. Moortgat, M. Mulders, J. Ngadiuba, J. Niedziela, S. Orfanelli, L. Orsini, F. Pantaleo<sup>20</sup>, L. Pape, E. Perez, M. Peruzzi, A. Petrilli, G. Petrucciani, A. Pfeiffer, M. Pierini, D. Rabad, A. Racz, M. Rieger, M. Rovere, H. Sakulin, J. Salfeld-Nebgen, S. Scarfi, C. Schäfer, C. Schwick, M. Selvaggi, A. Sharma, P. Silva, W. Snoeys, P. Sphicas<sup>57</sup>, J. Steggemann, S. Summers, V.R. Tavolaro, D. Treille, A. Tsiros, G.P. Van Onsem, A. Vartak, M. Verzetti, K.A. Wozniak, W.D. Zeuner

**Paul Scherrer Institut, Villigen, Switzerland**

L. Caminada<sup>58</sup>, W. Erdmann, R. Horisberger, Q. Ingram, H.C. Kaestli, D. Kotlinski, U. Langenegger, T. Rohe

**ETH Zurich - Institute for Particle Physics and Astrophysics (IPA), Zurich, Switzerland**

M. Backhaus, P. Berger, A. Calandri, N. Chernyavskaya, G. Dissertori, M. Dittmar, M. Donegà, C. Dorfer, T. Gadek, T.A. Gómez Espinosa, C. Grab, D. Hits, W. Luster, M. A.-M. Lyon, R.A. Manzoni, M.T. Meinhard, F. Micheli, P. Musella, F. Nessi-Tedaldi, F. Pauss, V. Perovic, G. Perrin, L. Perrozzi, S. Pigazzini, M.G. Ratti, M. Reichmann, C. Reissel, T. Reitenspiess, B. Ristic, D. Ruini, D.A. Sanz Becerra, M. Schönenberger, L. Shchutska, V. Stampf, M.L. Vesterbacka Olsson, R. Wallny, D.H. Zhu

**Universität Zürich, Zurich, Switzerland**

C. Amsler<sup>59</sup>, C. Botta, D. Brzhechko, M.F. Canelli, A. De Cosa, R. Del Burgo, J.K. Heikkilä, M. Huwiler, A. Jofrehei, B. Kilminster, S. Leontsinis, A. Macchiolo,

P. Meiring, V.M. Mikuni, U. Molinatti, I. Neutelings, G. Rauco, A. Reimers, P. Robmann, K. Schweiger, Y. Takahashi, S. Wertz

**National Central University, Chung-Li, Taiwan**

C. Adloff<sup>60</sup>, C.M. Kuo, W. Lin, A. Roy, T. Sarkar<sup>35</sup>, S.S. Yu

**National Taiwan University (NTU), Taipei, Taiwan**

L. Ceard, P. Chang, Y. Chao, K.F. Chen, P.H. Chen, W.-S. Hou, Y.y. Li, R.-S. Lu, E. Paganis, A. Psallidas, A. Steen, E. Yazgan

**Chulalongkorn University, Faculty of Science, Department of Physics, Bangkok, Thailand**

B. Asavapibhop, C. Asawatangtrakuldee, N. Srimanobhas

**Çukurova University, Physics Department, Science and Art Faculty, Adana, Turkey**

F. Boran, S. Damarseckin<sup>61</sup>, Z.S. Demiroglu, F. Dolek, C. Dozen<sup>62</sup>, I. Dumanoglu<sup>63</sup>, E. Eskut, G. Gokbulut, Y. Guler, E. Gurpinar Guler<sup>64</sup>, I. Hos<sup>65</sup>, C. Isik, E.E. Kangal<sup>66</sup>, O. Kara, A. Kayis Topaksu, U. Kiminsu, G. Onengut, K. Ozdemir<sup>67</sup>, A. Polatoz, A.E. Simsek, B. Tali<sup>68</sup>, U.G. Tok, S. Turkcapar, I.S. Zorbakir, C. Zorbilmez

**Middle East Technical University, Physics Department, Ankara, Turkey**

B. Isildak<sup>69</sup>, G. Karapinar<sup>70</sup>, K. Ocalan<sup>71</sup>, M. Yalvac<sup>72</sup>

**Bogazici University, Istanbul, Turkey**

I.O. Atakisi, E. Gülmez, M. Kaya<sup>73</sup>, O. Kaya<sup>74</sup>, Ö. Özçelik, S. Tekten<sup>75</sup>, E.A. Yetkin<sup>76</sup>

**Istanbul Technical University, Istanbul, Turkey**

A. Cakir, K. Cankocak<sup>63</sup>, Y. Komurcu, S. Sen<sup>77</sup>

**Istanbul University, Istanbul, Turkey**

F. Aydogmus Sen, S. Cerci<sup>68</sup>, B. Kaynak, S. Ozkorucuklu, D. Sunar Cerci<sup>68</sup>

**Institute for Scintillation Materials of National Academy of Science of Ukraine, Kharkov, Ukraine**

B. Grynyov

**National Scientific Center, Kharkov Institute of Physics and Technology, Kharkov, Ukraine**

L. Levchuk

**University of Bristol, Bristol, United Kingdom**

E. Bhal, S. Bologna, J.J. Brooke, D. Burns<sup>78</sup>, E. Clement, D. Cussans, H. Flacher, J. Goldstein, G.P. Heath, H.F. Heath, L. Kreczko, B. Krikler, S. Paramesvaran, T. Sakuma, S. Seif El Nasr-Storey, V.J. Smith, J. Taylor, A. Titterton

**Rutherford Appleton Laboratory, Didcot, United Kingdom**

K.W. Bell, A. Belyaev<sup>79</sup>, C. Brew, R.M. Brown, D.J.A. Cockerill, K.V. Ellis, K. Harder, S. Harper, J. Linacre, K. Manolopoulos, D.M. Newbold, E. Olaiya, D. Petyt, T. Reis, T. Schuh, C.H. Shepherd-Themistocleous, A. Thea, I.R. Tomalin, T. Williams

**Imperial College, London, United Kingdom**

R. Bainbridge, P. Bloch, S. Bonomally, J. Borg, S. Breeze, O. Buchmuller, A. Bundock, V. Cepaitis, G.S. Chahal<sup>80</sup>, D. Colling, P. Dauncey, G. Davies, M. Della Negra, P. Everaerts, G. Fedi, G. Hall, G. Iles, J. Langford, L. Lyons, A.-M. Magnan, S. Malik, A. Martelli, V. Milosevic, J. Nash<sup>81</sup>, V. Palladino, M. Pesaresi, D.M. Raymond, A. Richards, A. Rose, E. Scott, C. Seez, A. Shtipliyski, M. Stoye, A. Tapper, K. Uchida, T. Virdee<sup>20</sup>, N. Wardle, S.N. Webb, D. Winterbottom, A.G. Zecchinelli, S.C. Zenz

**Brunel University, Uxbridge, United Kingdom**

J.E. Cole, P.R. Hobson, A. Khan, P. Kyberd, C.K. Mackay, I.D. Reid, L. Teodorescu, S. Zahid

**Baylor University, Waco, U.S.A.**

A. Brinkerhoff, K. Call, B. Caraway, J. Dittmann, K. Hatakeyama, A.R. Kanuganti, C. Madrid, B. McMaster, N. Pastika, C. Smith

**Catholic University of America, Washington, DC, U.S.A.**

R. Bartek, A. Dominguez, R. Uniyal, A.M. Vargas Hernandez

**The University of Alabama, Tuscaloosa, U.S.A.**

A. Buccilli, O. Charaf, S.I. Cooper, S.V. Gleyzer, C. Henderson, P. Rumerio, C. West

**Boston University, Boston, U.S.A.**

A. Akpinar, A. Albert, D. Arcaro, C. Cosby, Z. Demiragli, D. Gastler, C. Richardson, J. Rohlf, K. Salyer, D. Sperka, D. Spitzbart, I. Suarez, S. Yuan, D. Zou

**Brown University, Providence, U.S.A.**

G. Benelli, B. Burkle, X. Coubez<sup>21</sup>, D. Cutts, Y.t. Duh, M. Hadley, U. Heintz, J.M. Hogan<sup>82</sup>, K.H.M. Kwok, E. Laird, G. Landsberg, K.T. Lau, J. Lee, M. Narain, S. Sagir<sup>83</sup>, R. Syarif, E. Usai, W.Y. Wong, D. Yu, W. Zhang

**University of California, Davis, Davis, U.S.A.**

R. Band, C. Brainerd, R. Breedon, M. Calderon De La Barca Sanchez, M. Chertok, J. Conway, R. Conway, P.T. Cox, R. Erbacher, C. Flores, G. Funk, F. Jensen, W. Ko<sup>†</sup>, O. Kukral, R. Lander, M. Mulhearn, D. Pellett, J. Pilot, M. Shi, D. Taylor, K. Tos, M. Tripathi, Y. Yao, F. Zhang

**University of California, Los Angeles, U.S.A.**

M. Bachtis, C. Bravo, R. Cousins, A. Dasgupta, A. Florent, D. Hamilton, J. Hauser, M. Ignatenko, T. Lam, N. Mccoll, W.A. Nash, S. Regnard, D. Saltzberg, C. Schnaible, B. Stone, V. Valuev

**University of California, Riverside, Riverside, U.S.A.**

K. Burt, Y. Chen, R. Clare, J.W. Gary, S.M.A. Ghiasi Shirazi, G. Hanson, G. Karapostoli, O.R. Long, N. Manganelli, M. Olmedo Negrete, M.I. Paneva, W. Si, S. Wimpenny, Y. Zhang

**University of California, San Diego, La Jolla, U.S.A.**

J.G. Branson, P. Chang, S. Cittolin, S. Cooperstein, N. Deelen, M. Derdzinski, J. Duarte, R. Gerosa, D. Gilbert, B. Hashemi, D. Klein, V. Krutelyov, J. Letts, M. Masciovecchio, S. May, S. Padhi, M. Pieri, V. Sharma, M. Tadel, F. Würthwein, A. Yagil

**University of California, Santa Barbara - Department of Physics, Santa Barbara, U.S.A.**

N. Amin, R. Bhandari, C. Campagnari, M. Citron, A. Dorsett, V. Dutta, J. Incandela, B. Marsh, H. Mei, A. Ovcharova, H. Qu, M. Quinnan, J. Richman, U. Sarica, D. Stuart, S. Wang

**California Institute of Technology, Pasadena, U.S.A.**

D. Anderson, A. Bornheim, O. Cerri, I. Dutta, J.M. Lawhorn, N. Lu, J. Mao, H.B. Newman, T.Q. Nguyen, J. Pata, M. Spiropulu, J.R. Vlimant, S. Xie, Z. Zhang, R.Y. Zhu

**Carnegie Mellon University, Pittsburgh, U.S.A.**

J. Alison, M.B. Andrews, T. Ferguson, T. Mudholkar, M. Paulini, M. Sun, I. Vorobiev, M. Weinberg

**University of Colorado Boulder, Boulder, U.S.A.**

J.P. Cumalat, W.T. Ford, E. MacDonald, T. Mulholland, R. Patel, A. Perloff, K. Stenson, K.A. Ulmer, S.R. Wagner

**Cornell University, Ithaca, U.S.A.**

J. Alexander, Y. Cheng, J. Chu, D.J. Cranshaw, A. Datta, A. Frankenthal, K. Mcdermott, J. Monroy, J.R. Patterson, D. Quach, A. Ryd, W. Sun, S.M. Tan, Z. Tao, J. Thom, P. Wittich, M. Zientek

**Fermi National Accelerator Laboratory, Batavia, U.S.A.**

S. Abdullin, M. Albrow, M. Alyari, G. Apollinari, A. Apresyan, A. Apyan, S. Banerjee, L.A.T. Bauerdick, A. Beretvas, D. Berry, J. Berryhill, P.C. Bhat, K. Burkett, J.N. Butler, A. Canepa, G.B. Cerati, H.W.K. Cheung, F. Chlebana, M. Cremonesi, V.D. Elvira, J. Freeman, Z. Gecse, E. Gottschalk, L. Gray, D. Green, S. Grünendahl, O. Gutsche, R.M. Harris, S. Hasegawa, R. Heller, T.C. Herwig, J. Hirschauer, B. Jayatilaka, S. Jindariani, M. Johnson, U. Joshi, T. Klijnsma, B. Klima, M.J. Kortelainen, S. Lammel, J. Lewis, D. Lincoln, R. Lipton, M. Liu, T. Liu, J. Lykken, K. Maeshima, D. Mason, P. McBride, P. Merkel, S. Mrenna, S. Nahn, V. O'Dell, V. Papadimitriou, K. Pedro, C. Pena<sup>51</sup>, O. Prokofyev, F. Ravera, A. Reinsvold Hall, L. Ristori, B. Schneider, E. Sexton-Kennedy, N. Smith, A. Soha, W.J. Spalding, L. Spiegel, S. Stoynev, J. Strait, L. Taylor, S. Tkaczyk, N.V. Tran, L. Uplegger, E.W. Vaandering, M. Wang, H.A. Weber, A. Woodard

**University of Florida, Gainesville, U.S.A.**

D. Acosta, P. Avery, D. Bourilkov, L. Cadamuro, V. Cherepanov, F. Errico, R.D. Field, D. Guerrero, B.M. Joshi, M. Kim, J. Konigsberg, A. Korytov, K.H. Lo, K. Matchev, N. Menendez, G. Mitselmakher, D. Rosenzweig, K. Shi, J. Wang, S. Wang, X. Zuo

**Florida International University, Miami, U.S.A.**

Y.R. Joshi

**Florida State University, Tallahassee, U.S.A.**

T. Adams, A. Askew, D. Diaz, R. Habibullah, S. Hagopian, V. Hagopian, K.F. Johnson, R. Khurana, T. Kolberg, G. Martinez, H. Prosper, C. Schiber, R. Yohay, J. Zhang

**Florida Institute of Technology, Melbourne, U.S.A.**

M.M. Baarmand, S. Butalla, T. Elkafrawy<sup>15</sup>, M. Hohlmann, D. Noonan, M. Rahmani, M. Saunders, F. Yumiceva

**University of Illinois at Chicago (UIC), Chicago, U.S.A.**

M.R. Adams, L. Apanasevich, H. Becerril Gonzalez, R. Cavanaugh, X. Chen, S. Dittmer, O. Evdokimov, C.E. Gerber, D.A. Hangal, D.J. Hofman, C. Mills, G. Oh, T. Roy, M.B. Tonjes, N. Varelas, J. Viinikainen, H. Wang, X. Wang, Z. Wu

**The University of Iowa, Iowa City, U.S.A.**

M. Alhousseini, B. Bilki<sup>64</sup>, K. Dilsiz<sup>84</sup>, S. Durgut, R.P. Gandrajula, M. Haytmyradov, V. Khristenko, O.K. Köseyan, J.-P. Merlo, A. Mestvirishvili<sup>85</sup>, A. Moeller, J. Nachtman, H. Ogul<sup>86</sup>, Y. Onel, F. Ozok<sup>87</sup>, A. Penzo, C. Snyder, E. Tiras, J. Wetzel, K. Yi<sup>88</sup>

**Johns Hopkins University, Baltimore, U.S.A.**

O. Amram, B. Blumenfeld, L. Corcodilos, M. Eminizer, A.V. Gritsan, S. Kyriacou, P. Maksimovic, C. Mantilla, J. Roskes, M. Swartz, T.Á. Vámi

**The University of Kansas, Lawrence, U.S.A.**

C. Baldenegro Barrera, P. Baringer, A. Bean, A. Bylinkin, T. Isidori, S. Khalil, J. King, G. Krintiras, A. Kropivnitskaya, C. Lindsey, N. Minafra, M. Murray, C. Rogan, C. Royon, S. Sanders, E. Schmitz, J.D. Tapia Takaki, Q. Wang, J. Williams, G. Wilson

**Kansas State University, Manhattan, U.S.A.**

S. Duric, A. Ivanov, K. Kaadze, D. Kim, Y. Maravin, D.R. Mendis, T. Mitchell, A. Modak, A. Mohammadi

**Lawrence Livermore National Laboratory, Livermore, U.S.A.**

F. Rebassoo, D. Wright

**University of Maryland, College Park, U.S.A.**

E. Adams, A. Baden, O. Baron, A. Belloni, S.C. Eno, Y. Feng, N.J. Hadley, S. Jabeen, G.Y. Jeng, R.G. Kellogg, T. Koeth, A.C. Mignerey, S. Nabili, M. Seidel, A. Skuja, S.C. Tonwar, L. Wang, K. Wong

**Massachusetts Institute of Technology, Cambridge, U.S.A.**

D. Abercrombie, B. Allen, R. Bi, S. Brandt, W. Busza, I.A. Cali, Y. Chen, M. D'Alfonso, G. Gomez Ceballos, M. Goncharov, P. Harris, D. Hsu, M. Hu, M. Klute, D. Kovalskyi, J. Krupa, Y.-J. Lee, P.D. Luckey, B. Maier, A.C. Marini, C. McGinn, C. Mironov, S. Narayanan, X. Niu, C. Paus, D. Rankin, C. Roland, G. Roland, Z. Shi, G.S.F. Stephans, K. Sumorok, K. Tatar, D. Velicanu, J. Wang, T.W. Wang, Z. Wang, B. Wyslouch

**University of Minnesota, Minneapolis, U.S.A.**

R.M. Chatterjee, A. Evans, S. Guts<sup>†</sup>, P. Hansen, J. Hiltbrand, Sh. Jain, M. Krohn, Y. Kubota, Z. Lesko, J. Mans, M. Revering, R. Rusack, R. Saradhy, N. Schroeder, N. Strobbe, M.A. Wadud

**University of Mississippi, Oxford, U.S.A.**

J.G. Acosta, S. Oliveros

**University of Nebraska-Lincoln, Lincoln, U.S.A.**

K. Bloom, S. Chauhan, D.R. Claes, C. Fangmeier, L. Finco, F. Golf, J.R. González Fernández, I. Kravchenko, J.E. Siado, G.R. Snow<sup>†</sup>, B. Stieger, W. Tabb

**State University of New York at Buffalo, Buffalo, U.S.A.**

G. Agarwal, C. Harrington, L. Hay, I. Iashvili, A. Kharchilava, C. McLean, D. Nguyen, A. Parker, J. Pekkanen, S. Rappoccio, B. Roozbahani

**Northeastern University, Boston, U.S.A.**

G. Alverson, E. Barberis, C. Freer, Y. Haddad, A. Hortiangtham, G. Madigan, B. Marzocchi, D.M. Morse, V. Nguyen, T. Orimoto, L. Skinnari, A. Tishelman-Charny, T. Wamorkar, B. Wang, A. Wisecarver, D. Wood

**Northwestern University, Evanston, U.S.A.**

S. Bhattacharya, J. Bueghly, Z. Chen, A. Gilbert, T. Gunter, K.A. Hahn, N. Odell, M.H. Schmitt, K. Sung, M. Velasco

**University of Notre Dame, Notre Dame, U.S.A.**

R. Bucci, N. Dev, R. Goldouzian, M. Hildreth, K. Hurtado Anampa, C. Jessop, D.J. Karmgard, K. Lannon, W. Li, N. Loukas, N. Marinelli, I. Mcalister, F. Meng, K. Mohrman, Y. Musienko<sup>45</sup>, R. Ruchti, P. Siddireddy, S. Taroni, M. Wayne, A. Wightman, M. Wolf, L. Zygala

**The Ohio State University, Columbus, U.S.A.**

J. Alimena, B. Bylsma, B. Cardwell, L.S. Durkin, B. Francis, C. Hill, W. Ji, A. Lefeld, B.L. Winer, B.R. Yates

**Princeton University, Princeton, U.S.A.**

G. Dezoort, P. Elmer, B. Greenberg, N. Haubrich, S. Higginbotham, A. Kalogeropoulos, G. Kopp, S. Kwan, D. Lange, M.T. Lucchini, J. Luo, D. Marlow, K. Mei, I. Ojalvo, J. Olsen, C. Palmer, P. Piroué, D. Stickland, C. Tully

**University of Puerto Rico, Mayaguez, U.S.A.**

S. Malik, S. Norberg

**Purdue University, West Lafayette, U.S.A.**

V.E. Barnes, R. Chawla, S. Das, L. Gutay, M. Jones, A.W. Jung, B. Mahakud, G. Negro, N. Neumeister, C.C. Peng, S. Piperov, H. Qiu, J.F. Schulte, N. Trevisani, F. Wang, R. Xiao, W. Xie



**Purdue University Northwest, Hammond, U.S.A.**

T. Cheng, J. Dolen, N. Parashar

**Rice University, Houston, U.S.A.**

A. Baty, S. Dildick, K.M. Ecklund, S. Freed, F.J.M. Geurts, M. Kilpatrick, A. Kumar, W. Li, B.P. Padley, R. Redjimi, J. Roberts<sup>†</sup>, J. Rorie, W. Shi, A.G. Stahl Leiton, Z. Tu, A. Zhang

**University of Rochester, Rochester, U.S.A.**

A. Bodek, P. de Barbaro, R. Demina, J.L. Dulemba, C. Fallon, T. Ferbel, M. Galanti, A. Garcia-Bellido, O. Hindrichs, A. Khukhunaishvili, E. Ranken, R. Taus

**Rutgers, The State University of New Jersey, Piscataway, U.S.A.**

B. Chiarito, J.P. Chou, A. Gandrakota, Y. Gershtein, E. Halkiadakis, A. Hart, M. Heindl, E. Hughes, S. Kaplan, O. Karacheban<sup>24</sup>, I. Laflotte, A. Lath, R. Montalvo, K. Nash, M. Osherson, S. Salur, S. Schnetzer, S. Somalwar, R. Stone, S.A. Thayil, S. Thomas

**University of Tennessee, Knoxville, U.S.A.**

H. Acharya, A.G. Delannoy, S. Spanier

**Texas A&M University, College Station, U.S.A.**

O. Bouhali<sup>89</sup>, M. Dalchenko, A. Delgado, R. Eusebi, J. Gilmore, T. Huang, T. Kamon<sup>90</sup>, H. Kim, S. Luo, S. Malhotra, R. Mueller, D. Overton, L. Perniè, D. Rathjens, A. Safonov

**Texas Tech University, Lubbock, U.S.A.**

N. Akchurin, J. Damgov, V. Hegde, S. Kunori, K. Lamichhane, S.W. Lee, T. Mengke, S. Muthumuni, T. Peltola, S. Undleeb, I. Volobouev, Z. Wang, A. Whitbeck

**Vanderbilt University, Nashville, U.S.A.**

E. Appelt, S. Greene, A. Gurrola, R. Janjam, W. Johns, C. Maguire, A. Melo, H. Ni, K. Padeken, F. Romeo, P. Sheldon, S. Tuo, J. Velkovska, M. Verweij

**University of Virginia, Charlottesville, U.S.A.**

L. Ang, M.W. Arenton, B. Cox, G. Cummings, J. Hakala, R. Hirosky, M. Joyce, A. Ledovskoy, C. Neu, B. Tannenwald, Y. Wang, E. Wolfe, F. Xia

**Wayne State University, Detroit, U.S.A.**

P.E. Karchin, N. Poudyal, J. Sturdy, P. Thapa

**University of Wisconsin - Madison, Madison, WI, U.S.A.**

K. Black, T. Bose, J. Buchanan, C. Caillol, S. Dasu, I. De Bruyn, L. Dodd, C. Galloni, H. He, M. Herndon, A. Hervé, U. Hussain, A. Lanaro, A. Loeliger, R. Loveless, J. Madhusudan Sreekala, A. Mallampalli, D. Pinna, T. Ruggles, A. Savin, V. Shang, V. Sharma, W.H. Smith, D. Teague, S. Trembath-reichert, W. Vetens

<sup>†</sup>: Deceased

1: Also at Vienna University of Technology, Vienna, Austria

2: Also at Department of Basic and Applied Sciences, Faculty of Engineering, Arab Academy for Science, Technology and Maritime Transport, Alexandria, Egypt

3: Also at Université Libre de Bruxelles, Bruxelles, Belgium

- 4: Also at IRFU, CEA, Université Paris-Saclay, Gif-sur-Yvette, France
- 5: Also at Universidade Estadual de Campinas, Campinas, Brazil
- 6: Also at Federal University of Rio Grande do Sul, Porto Alegre, Brazil
- 7: Also at UFMS, Nova Andradina, Brazil
- 8: Also at Universidade Federal de Pelotas, Pelotas, Brazil
- 9: Also at University of Chinese Academy of Sciences, Beijing, China
- 10: Also at Institute for Theoretical and Experimental Physics named by A.I. Alikhanov of NRC ‘Kurchatov Institute’, Moscow, Russia
- 11: Also at Joint Institute for Nuclear Research, Dubna, Russia
- 12: Also at Suez University, Suez, Egypt
- 13: Now at British University in Egypt, Cairo, Egypt
- 14: Also at Zewail City of Science and Technology, Zewail, Egypt
- 15: Now at Ain Shams University, Cairo, Egypt
- 16: Now at Fayoum University, El-Fayoum, Egypt
- 17: Also at Purdue University, West Lafayette, U.S.A.
- 18: Also at Université de Haute Alsace, Mulhouse, France
- 19: Also at Erzincan Binali Yildirim University, Erzincan, Turkey
- 20: Also at CERN, European Organization for Nuclear Research, Geneva, Switzerland
- 21: Also at RWTH Aachen University, III. Physikalisches Institut A, Aachen, Germany
- 22: Also at University of Hamburg, Hamburg, Germany
- 23: Also at Department of Physics, Isfahan University of Technology, Isfahan, Iran, Isfahan, Iran
- 24: Also at Brandenburg University of Technology, Cottbus, Germany
- 25: Also at Skobeltsyn Institute of Nuclear Physics, Lomonosov Moscow State University, Moscow, Russia
- 26: Also at Institute of Physics, University of Debrecen, Debrecen, Hungary, Debrecen, Hungary
- 27: Also at Physics Department, Faculty of Science, Assiut University, Assiut, Egypt
- 28: Also at Institute of Nuclear Research ATOMKI, Debrecen, Hungary
- 29: Also at MTA-ELTE Lendület CMS Particle and Nuclear Physics Group, Eötvös Loránd University, Budapest, Hungary, Budapest, Hungary
- 30: Also at IIT Bhubaneswar, Bhubaneswar, India, Bhubaneswar, India
- 31: Also at Institute of Physics, Bhubaneswar, India
- 32: Also at G.H.G. Khalsa College, Punjab, India
- 33: Also at Shoolini University, Solan, India
- 34: Also at University of Hyderabad, Hyderabad, India
- 35: Also at University of Visva-Bharati, Santiniketan, India
- 36: Also at Indian Institute of Technology (IIT), Mumbai, India
- 37: Also at Deutsches Elektronen-Synchrotron, Hamburg, Germany
- 38: Also at Department of Physics, University of Science and Technology of Mazandaran, Behshahr, Iran
- 39: Now at INFN Sezione di Bari<sup>a</sup>, Università di Bari<sup>b</sup>, Politecnico di Bari<sup>c</sup>, Bari, Italy
- 40: Also at Italian National Agency for New Technologies, Energy and Sustainable Economic Development, Bologna, Italy
- 41: Also at Centro Siciliano di Fisica Nucleare e di Struttura Della Materia, Catania, Italy
- 42: Also at Riga Technical University, Riga, Latvia, Riga, Latvia
- 43: Also at Consejo Nacional de Ciencia y Tecnología, Mexico City, Mexico
- 44: Also at Warsaw University of Technology, Institute of Electronic Systems, Warsaw, Poland
- 45: Also at Institute for Nuclear Research, Moscow, Russia
- 46: Now at National Research Nuclear University ‘Moscow Engineering Physics Institute’ (MEPhI), Moscow, Russia

- 47: Also at St. Petersburg State Polytechnical University, St. Petersburg, Russia
- 48: Also at University of Florida, Gainesville, U.S.A.
- 49: Also at Imperial College, London, United Kingdom
- 50: Also at P.N. Lebedev Physical Institute, Moscow, Russia
- 51: Also at California Institute of Technology, Pasadena, U.S.A.
- 52: Also at Budker Institute of Nuclear Physics, Novosibirsk, Russia
- 53: Also at Faculty of Physics, University of Belgrade, Belgrade, Serbia
- 54: Also at Università degli Studi di Siena, Siena, Italy
- 55: Also at Trincomalee Campus, Eastern University, Sri Lanka, Nilaveli, Sri Lanka
- 56: Also at INFN Sezione di Pavia<sup>a</sup>, Università di Pavia<sup>b</sup>, Pavia, Italy, Pavia, Italy
- 57: Also at National and Kapodistrian University of Athens, Athens, Greece
- 58: Also at Universität Zürich, Zurich, Switzerland
- 59: Also at Stefan Meyer Institute for Subatomic Physics, Vienna, Austria, Vienna, Austria
- 60: Also at Laboratoire d'Annecy-le-Vieux de Physique des Particules, IN2P3-CNRS, Annecy-le-Vieux, France
- 61: Also at Şirnak University, Sirnak, Turkey
- 62: Also at Department of Physics, Tsinghua University, Beijing, China, Beijing, China
- 63: Also at Near East University, Research Center of Experimental Health Science, Nicosia, Turkey
- 64: Also at Beykent University, Istanbul, Turkey, Istanbul, Turkey
- 65: Also at Istanbul Aydin University, Application and Research Center for Advanced Studies (App. & Res. Cent. for Advanced Studies), Istanbul, Turkey
- 66: Also at Mersin University, Mersin, Turkey
- 67: Also at Piri Reis University, Istanbul, Turkey
- 68: Also at Adiyaman University, Adiyaman, Turkey
- 69: Also at Ozyegin University, Istanbul, Turkey
- 70: Also at Izmir Institute of Technology, Izmir, Turkey
- 71: Also at Necmettin Erbakan University, Konya, Turkey
- 72: Also at Bozok Universiteleri Rektörlüğü, Yozgat, Turkey
- 73: Also at Marmara University, Istanbul, Turkey
- 74: Also at Milli Savunma University, Istanbul, Turkey
- 75: Also at Kafkas University, Kars, Turkey
- 76: Also at Istanbul Bilgi University, Istanbul, Turkey
- 77: Also at Hacettepe University, Ankara, Turkey
- 78: Also at Vrije Universiteit Brussel, Brussel, Belgium
- 79: Also at School of Physics and Astronomy, University of Southampton, Southampton, United Kingdom
- 80: Also at IPPP Durham University, Durham, United Kingdom
- 81: Also at Monash University, Faculty of Science, Clayton, Australia
- 82: Also at Bethel University, St. Paul, Minneapolis, U.S.A., St. Paul, U.S.A.
- 83: Also at Karamanoğlu Mehmetbey University, Karaman, Turkey
- 84: Also at Bingol University, Bingol, Turkey
- 85: Also at Georgian Technical University, Tbilisi, Georgia
- 86: Also at Sinop University, Sinop, Turkey
- 87: Also at Mimar Sinan University, Istanbul, Istanbul, Turkey
- 88: Also at Nanjing Normal University Department of Physics, Nanjing, China
- 89: Also at Texas A&M University at Qatar, Doha, Qatar
- 90: Also at Kyungpook National University, Daegu, Korea, Daegu, Korea