

MIT Open Access Articles

Search for heavy resonances decaying to two Higgs bosons in final states containing four b quarks

The MIT Faculty has made this article openly available. ***Please share*** how this access benefits you. Your story matters.

As Published: 10.1140/EPJC/S10052-016-4206-6

Publisher: Springer Nature

Persistent URL: <https://hdl.handle.net/1721.1/134586>

Version: Final published version: final published article, as it appeared in a journal, conference proceedings, or other formally published context

Terms of use: Creative Commons Attribution 4.0 International license



Search for heavy resonances decaying to two Higgs bosons in final states containing four b quarks

CMS Collaboration*

CERN, 1211 Geneva 23, Switzerland

Received: 28 February 2016 / Accepted: 15 June 2016 / Published online: 4 July 2016

© CERN for the benefit of the CMS collaboration 2016. This article is published with open access at Springerlink.com

Abstract A search is presented for narrow heavy resonances X decaying into pairs of Higgs bosons (H) in proton-proton collisions collected by the CMS experiment at the LHC at $\sqrt{s} = 8$ TeV. The data correspond to an integrated luminosity of 19.7 fb^{-1} . The search considers HH resonances with masses between 1 and 3 TeV, having final states of two b quark pairs. Each Higgs boson is produced with large momentum, and the hadronization products of the pair of b quarks can usually be reconstructed as single large jets. The background from multijet and $t\bar{t}$ events is significantly reduced by applying requirements related to the flavor of the jet, its mass, and its substructure. The signal would be identified as a peak on top of the dijet invariant mass spectrum of the remaining background events. No evidence is observed for such a signal. Upper limits obtained at 95 % confidence level for the product of the production cross section and branching fraction $\sigma(\text{gg} \rightarrow X) \mathcal{B}(X \rightarrow \text{HH} \rightarrow \text{b}\bar{\text{b}}\text{b}\bar{\text{b}})$ range from 10 to 1.5 fb for the mass of X from 1.15 to 2.0 TeV, significantly extending previous searches. For a warped extra dimension theory with a mass scale $\Lambda_{\text{R}} = 1$ TeV, the data exclude radion scalar masses between 1.15 and 1.55 TeV.

1 Introduction

The production of pairs of Higgs bosons (H) in the standard model (SM) has a predicted cross section in gluon-gluon fusion at $\sqrt{s} = 8$ TeV [1, 2] for the Higgs boson mass $m_{\text{H}} \approx 125$ GeV [3] of only 10.0 ± 1.4 fb. Many BSM theories suggest the existence of narrow heavy particles X that can decay to a pair of Higgs bosons [4–12]. The natural width for such a resonance is expected to be a few percent of its pole mass m_X , which corresponds to a typical detector resolution. In contrast, the SM production of Higgs boson pairs results in a broad distribution of effective mass, falling mainly in the range from 300 to 600 GeV. Thus the presence of a narrow

state would be readily detected, even if produced with a cross section as small as that for the SM process.

Searches for narrow particles decaying to two Higgs bosons have already been performed by the ATLAS [13–15] and CMS [16–19] collaborations in pp collisions at the CERN LHC. Until now their reach was limited to $m_X \leq 1.5$ TeV. Because longitudinal W and Z states are provided by the Higgs field in the SM, any HH resonance potentially also decays into WW and ZZ final states. Searches for $X \rightarrow \text{WW}$, ZZ, and WZ states were performed by ATLAS and CMS [20–24]. The combinations of these results [24–27] indicate that the region around $m_X \approx 2$ TeV is particularly interesting to explore.

This paper reports on a search for $X \rightarrow \text{HH}$ covering the mass range $1.15 < m_X < 3.0$ TeV, significantly extending the reach of the present results beyond 1.5 TeV. The final state that provides the best sensitivity in this mass range is $\text{HH} \rightarrow \text{b}\bar{\text{b}}\text{b}\bar{\text{b}}$, which benefits from the expected large branching fraction (\mathcal{B}) of 57.7 % for $H \rightarrow \text{b}\bar{\text{b}}$ [28] and a relatively low background from SM processes.

Many BSM proposals explicitly considered in this paper postulate the existence of a warped extra dimension (WED) [6] and predict the existence of a scalar radion [7–9]. The radion is a spin-0 resonance associated with the fluctuations in the length of the extra dimension. The production cross section as a function of m_X is proportional to $1/\Lambda_{\text{R}}^2$, where Λ_{R} is the scale parameter of the theory. In this paper we consider two cases: $\Lambda_{\text{R}} = 1$ and 3 TeV. In the first case, the WED theory predicts a cross section that can be detected at the LHC [17], but is challenged by the constraints derived from the electroweak precision measurements [29]. This specific model is excluded up to $m_X = 1.1$ TeV by the previous $X \rightarrow \text{HH}$ searches [14, 17]. In contrast, the predicted cross section for $\Lambda_{\text{R}} = 3$ TeV is a factor of 9 times smaller, but the theory is less constrained by these searches. We consider that the radion is produced exclusively via gluon-gluon fusion processes, with $\mathcal{B}(\text{radion} \rightarrow \text{HH}) \approx 25$ % above 1 TeV.

In the mass range of this search, the topology of the $\text{b}\bar{\text{b}}\text{b}\bar{\text{b}}$ final state is constrained by the size of the Lorentz boost of

* e-mail: cms-publication-committee-chair@cern.ch

the Higgs bosons that is typically $\gamma_H \approx m_X/2m_H \gg 1$ and defines the so-called boosted regime [30–32]. In this regime each Higgs boson is produced with a large momentum and its decay products are collimated along its direction of motion. The hadronization of a pair of narrowly separated b quarks will result in a single reconstructed jet of mass compatible with m_H . The H candidates are selected by employing jet substructure techniques to identify jets containing constituents with kinematics consistent with the decay of a highly boosted Higgs boson. These candidates are then required to be consistent with decays of B hadrons, based on our b tagging algorithms. The signal is identified in the dijet mass (m_{jj}) spectrum as a peak above a falling background which originates mainly from multijet events and $t\bar{t}$ production.

2 The CMS detector

The central feature of the CMS apparatus is a superconducting solenoid of 6 m internal diameter, providing a magnetic field of 3.8 T. A silicon pixel and strip tracker, a lead tungstate crystal electromagnetic calorimeter, and a brass and scintillator hadron calorimeter, each composed of a barrel and two endcap sections, reside within the solenoid volume. Extensive forward calorimetry complements the coverage provided by the barrel and endcap detectors. Muons are measured in gas-ionization detectors embedded in the steel flux-return yoke outside the solenoid. A detailed description of the CMS detector, together with a definition of the coordinate system and the basic kinematic variables, can be found in Ref. [33].

3 Simulated events

Monte Carlo (MC) simulations are used to provide: predictions of background processes, optimization of the event selection, and cross-checks of data-based background estimations.

Signal, multijet and $t\bar{t}$ background events are generated using the leading-order matrix element generator MADGRAPH 5v1.3.30 [34,34]. Parton shower and hadronization are included using PYTHIA 6.4.26 [35], and the matrix element is matched to the parton shower using the MLM scheme [36]. The Z2* tune is used to describe the underlying event. This tune is identical to the Z1 tune [37], but uses the CTEQ6L parton distribution functions (PDF) [38]. The signal events are simulated with an intrinsic width of the radion fixed to 1 GeV, $m_H = 125$ GeV. Different samples are generated for m_X ranging from 1.15 to 3 TeV. All generated events are processed through a simulation of the CMS apparatus based on GEANT4 [39]. Additional pp interactions within a bunch crossing (pileup) are added to the simulation, with a frequency distribution chosen to match that observed in data.

During this data-taking period the mean number of interactions per bunch crossing is 21.

4 Event reconstruction and selections

The analysis is based on data from pp interactions observed with the CMS detector at $\sqrt{s} = 8$ TeV. The data correspond to an integrated luminosity of 19.7 fb^{-1} . Events are collected using at least one of the two specific trigger conditions based on jets reconstructed online: the first trigger requires a large m_{jj} calculated for the two jets of highest transverse momentum (referred to as leading jets); the second trigger requires a large value of $H_T = \sum_i p_T^i$, where the sum runs over the reconstructed jets in the event with transverse momenta $p_T > 40$ GeV. The lower thresholds applied to m_{jj} and the H_T triggers were changed during the data-taking period to maintain a constant trigger rate while the LHC peak luminosity steadily increased. More than half of the data were collected with $m_{jj} > 750$ GeV and $H_T > 650$ GeV. The remaining data were collected with the requirement $H_T > 750$ GeV.

Events are required to have at least one reconstructed pp collision vertex within $|z| < 24$ cm of the center of the detector along the longitudinal beam directions. Many additional vertices, corresponding to pileup interactions, are usually reconstructed in an event using charged particle tracks. We assume that the primary interaction vertex corresponds to the one that maximizes the sum in p_T^2 of these associated tracks.

Individual particles are reconstructed using a particle-flow (PF) algorithm [40,41] that combines the information from all the CMS detector components. Each such reconstructed particle is referred to as a PF candidate. The five classes of PF candidates correspond to muons, electrons, photons, and charged and neutral hadrons. Charged hadron candidates not originating from the primary vertex of the event are discarded to reduce contamination from pileup [42].

The Cambridge–Aachen (CA) algorithm [43], implemented in FASTJET [44], clusters PF candidates into jets using a distance parameter $R = 0.8$. An event-by-event jet area-based correction [42,45,46] is applied to each reconstructed jet to remove the remaining energy originating from pileup vertices primarily consisting of neutral particles. The jet four-momenta are also corrected to account for the difference between the measured and the expected momentum at the particle level, using the standard CMS correction procedure described in Refs. [47,48].

Events are required to have at least two jets, and the two leading jets each to have $p_T > 40$ GeV and pseudorapidity $|\eta| < 2.5$. In addition, identification criteria are applied to remove spurious jets associated with calorimeter noise [40]. To reduce the contribution from multijet events, the two leading jets must be relatively close in η , $|\Delta\eta_{jj}| < 1.3$, a selection discussed in Refs. [23,49]. Events with $m_{jj} < 1$ TeV

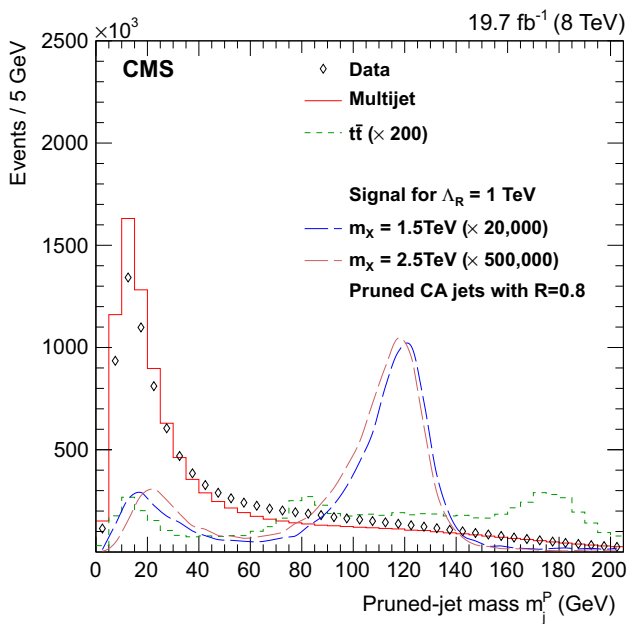


Fig. 1 Simulated m_j^P spectrum for spin-0 radion signals, multijet and $t\bar{t}$ events, and the spectrum measured in data. Each event contributes twice to the distribution, once per jet. The multijet contribution is rescaled to match the event yield in data, while the signal and $t\bar{t}$ spectra are rescaled by the large factors indicated, to be visible in the figure

are rejected. Above this mass threshold, the efficiency of the trigger requirement for the chosen selections exceeds 99.5 %.

The mass and b flavour properties of the leading jets are used to suppress the multijet and $t\bar{t}$ backgrounds. Soft gluon radiation and a fraction of the remaining neutral pileup particles are first removed from each jet through the implementation of a jet-grooming algorithm called jet pruning [50,51]. This technique reduces significantly the mass of jets originating from quarks and gluons [52], while improving the resolution of the jets resulting from the hadronic decays of a heavy SM boson [53]. The invariant mass m_j^P is calculated for the two leading pruned jets. In Fig. 1, the m_j^P distribution of the two leading jets is shown for data, signal, and background events. For jets initiated by a quark or a gluon, m_j^P peaks around 15 GeV, while jets from high-momentum Higgs boson decay usually have a pruned mass around 120 GeV. The difference of ≈ 5 GeV relative to the nominal m_H value is related to the presence of neutrinos produced by the semileptonic decays of B mesons, and the inherent nature of the pruning procedure. A small peak near 15 GeV is also observed for signal events, and corresponds mainly to asymmetric decays in which the jet pruning algorithm removes the decay products of one of the two B mesons. Each of the leading jets has to satisfy $110 < m_j^P < 135$ GeV, a requirement that is chosen to maximize the sensitivity of the analysis to the presence of a narrow resonances. Some differences are observed between the data and background estimated from simulation.

These discrepancies do not affect the results of this analysis since the background is estimated using techniques based on data only.

The identification of jets likely to have originated from the hadronization of a pair of b quarks exploits the combined secondary vertex (CSV) b jet tagger [54]. This algorithm combines the information from track impact parameters and secondary vertices within a given jet into a continuous output discriminant [54,55]. The working point used in this paper corresponds to an efficiency of 80 % for identifying b jets and a rate of 10 % for mistagging jets from light quarks or gluons as originating from b quarks. This working point was chosen to maximize the sensitivity of the analysis, while retaining a sufficient number of events to allow a reliable estimation of the background.

In the first step of the procedure used to select H jet candidates, the pruned jets are split into two subjets by reversing the final iteration in the jet clustering algorithm. The angular separation between the subjets is $\Delta R \equiv \sqrt{(\Delta\eta)^2 + (\Delta\phi)^2}$, where η is the pseudorapidity and ϕ the azimuthal angle. Two cases are considered, with the transition between them occurring at $m_\chi \approx 1.6$ TeV:

1. $\Delta R > 0.3$: in this group the jet is considered to be b tagged if at least one subjet satisfies the requirements of the CSV working point. Moreover, the jet is considered as “double b tagged” if both subjets satisfy the CSV requirement.
2. $\Delta R < 0.3$: here the subjet b tagging selection is inefficient [55]. The b tagging algorithm is therefore applied directly to the jet. In this case it is not possible to distinguish between b-tagged and double b-tagged jets, and therefore either of these two possibilities are accepted.

In summary, a jet is considered an H jet candidate if it satisfies the mass and b tagging requirements. Events are selected when both leading jets are H jets, and at least one of them is double b tagged. The simulated results are corrected to match the H and b tagging efficiencies observed in data [55].

A final selection is based on the kinematic properties of the constituents of H jets. The quantity N-subjettiness [56–58] τ_N is used to quantify the degree to which constituents of a jet can be arranged into N subjets. The ratio $\tau_{21} = \tau_2/\tau_1$ is calculated for each of the two H jet candidates. High- (HP) and low-purity (LP) Higgs boson candidates are defined as having $\tau_{21} < 0.5$ and $0.5 \leq \tau_{21} < 0.75$, respectively. Events are required to have at least one HP H jet and another H jet that passes either the HP or LP requirements.

The sample of events satisfying the previously defined criteria is subsequently divided into three categories. Events with two high-purity H jets form the HPHP category. Among the remaining events, those for which the high-purity H jet

is the leading jet constitute the HPLP category. The rest of the sample constitutes the LPHP category.

The selection criteria applied to reduce the background are summarized in Table 1. The region of phase space defined by all these criteria is referred to as the signal region. The fraction of the simulated signal and $t\bar{t}$ samples, satisfying these criteria, as well as the number of data events passing the selections is also provided.

The fiducial selection is defined by the two leading jets having $|\eta| < 2.5$, $p_T > 40$ GeV, and a separation $|\Delta\eta_{jj}| < 1.3$. The fraction of the signal within this fiducial region depends on its spin, and is $\approx 60\%$ for a spin-0 resonance. The efficiency of the combined H mass and b tagging criteria for events within the fiducial region, for signal and data, is shown in Fig. 2. The number of data events is reduced by four orders of magnitude while the signal efficiencies range from 10 to 20% with a weak dependence on m_X , and are observed to be independent of the spin of the resonance. Finally, the total acceptance times efficiency is provided in Table 1, and varies between 4.0 and 8.8%, with the largest fraction of events populating the HPHP category.

Figure 2 shows that the probability of incorrectly identifying multijet or $t\bar{t}$ events as events with two Higgs bosons is less than 0.1%, and appears to be independent of m_{jj} within statistical uncertainties. A more precise quantification is provided in Table 1 for $t\bar{t}$ events. In particular, we observe that the dijet mass, the pruned jet mass, and b tagging criteria are each sufficient for reducing the $t\bar{t}$ background by an order of magnitude. In contrast, the N-subjettiness criterion is inefficient in reducing it.

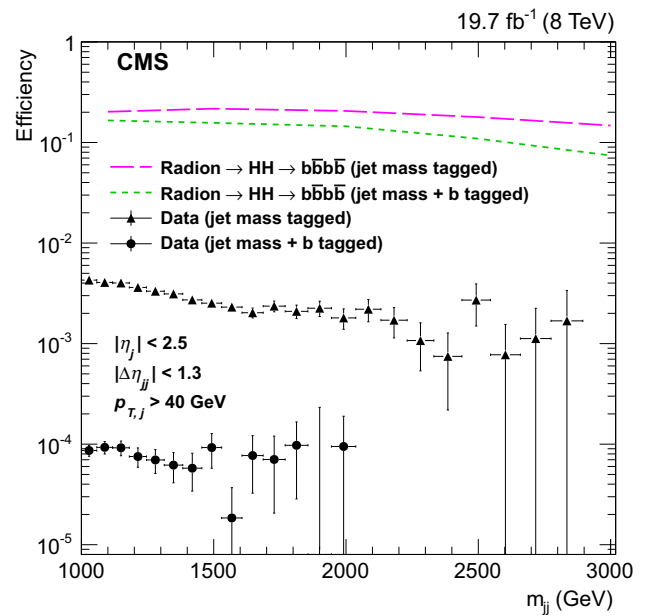


Fig. 2 The efficiencies of H mass requirement and combined H mass and b tagging criteria, for data and signal. Events are required to be in the fiducial region ($|\eta| < 2.5$, $p_T > 40$ GeV for both jets and $|\Delta\eta_{jj}| < 1.3$). The horizontal bar on each data point indicates the width of the bin

5 Signal extraction

The signal is identified in the binned m_{jj} spectrum in bin widths chosen to match the resolution of the dijet mass, as

Table 1 Summary of selection requirements, with their signal and $t\bar{t}$ background efficiencies, and total number of events observed in data. The selection criteria are applied sequentially and the efficiencies are cumulative, except in the last section of the table dedicated to categorization

Selection criteria	Efficiency for			$t\bar{t}$ (%)	Observed events (%)
	Signal with m_X (TeV)				
	1.3 (%)	2.0 (%)	3.0 (%)		
Fiducial acceptance					
At least 2 jets with $p_T > 40$ GeV, $ \eta < 2.5$, and $ \Delta\eta_{jj} < 1.3$	63	61	59	29	
Analysis selections					
$m_{jj} > 1$ TeV	59	59	58	3.5	2677308
2 jets with $110 < m_j^P < 135$ GeV	12	12	8.5	0.29	9977
2 b-tagged jets and ≥ 1 double b tagged jets	9.0	8.5	4.5	0.05	217
2 jets with $\tau_{21} < 0.75$ and ≥ 1 jet with $\tau_{21} < 0.5$	8.6	8.1	4.0	0.04	162
Categorization					
HPHP	6.3	5.5	2.4	0.03	63
HPLP	1.1	1.2	0.9	0.007	48
LPHP	1.2	1.4	0.7	0.004	51

Table 2 Mass windows used for different signal hypotheses

m_X (GeV)	Mass window (GeV)	m_X (GeV)	Mass window (GeV)
1150	[1058, 1246]	1700	[1607, 1856]
1200	[1118, 1313]	1800	[1687, 1945]
1300	[1181, 1455]	1900	[1700, 2037]
1400	[1313, 1530]	2000	[1856, 2132]
1500	[1383, 1607]	2500	[2231, 2775]
1600	[1455, 1770]	3000	[2775, 3279]

described in Ref. [59]. This resolution is ≈ 50 GeV at $m_X = 1.15$ TeV, increasing slowly to ≈ 100 GeV for $m_X = 3$ TeV.

The analysis defines a likelihood, for each m_X hypothesis, based on the total number of events in data, signal, and background counted in a mass window in each category. These mass windows have a typical size of three or four bins centered approximately around m_X (see Table 2) and contains more than 95 % of signal events. The amount of signal is estimated in the mass window using MC simulation, while the amount of background is estimated as the integral of a parameterized model. The total likelihood combines the information from the three event categories.

6 Parameterization of background

After event selection, $\approx 75, 90,$ and 95 % of the total background is expected to originate from multijet events in HPHP, HPLP, and LPHP categories, respectively. The remaining contribution is from $t\bar{t}$ production, which is modelled in simulation, and rescaled to the total next-to-next-to-leading order cross section [60]. All other backgrounds containing Higgs bosons or W/Z bosons decaying into jets represent less than 1 % of the total background.

The total background is estimated from data, without separating the multijet or $t\bar{t}$ fractions. The expected m_{jj} background spectrum is approximated by a falling exponential for $1 < m_{jj} < 3$ TeV,

$$\frac{dN_{\text{Background}}}{dm_{jj}} = N_B a e^{-a(m_{jj}-1000 \text{ GeV})}, \tag{1}$$

where the parameterization has been chosen to minimize the correlation between the normalization N_B and slope a . We obtain a from a fit to the m_{jj} distribution in a control region, defined as the portion of phase space where one of the jets satisfies $110 < m_j^P < 135$ GeV and the other jet is required to have $60 < m_j^P < 100$ GeV. This choice of the window for m_j^P results from a compromise between limited signal contamination, sufficiently large statistics, and similarity in

substructure properties between the sideband jet and the H jet. To use this control region we assume that there is no resonant signal in the ZH final state.

The control region contains between 1.1–2 times the number of events in the signal region depending on the category. The result of the fit and the uncertainty band associated with the uncertainty in the parameter a are shown in Fig. 3. The effect of a residual contamination of the control region by the signal is explicitly checked by adding an HH signal to the control region at different masses, with a typical $\sigma(gg \rightarrow X \rightarrow HH) \mathcal{B}(X \rightarrow HH \rightarrow b\bar{b}b\bar{b})$, corresponding to the sensitivity of the analysis at a given m_X . The change in the slope parameter a is observed to be negligible.

We extract N_B for each signal hypothesis from the fit to the data that excludes events in the counting window described in Sect. 5. This background extraction procedure motivates the choice of the lower value of the m_X window for which the search is performed. In order to improve the constraint on N_B , there must be at least one bin on the left side of the mass window to be retained.

This background estimation procedure assumes, on the one hand, that the m_{jj} spectrum is similar in the signal and the control regions, and on the other hand, that it is similar for multijet and $t\bar{t}$ event samples. The following cross-checks are performed to validate these hypotheses:

- The similarity of distributions for the signal and control regions are confirmed in the simulated multijet sample.
- The parameters a and N_B are extracted from the signal region (using an approach similar to that of Ref. [23]), and found to be compatible within statistical uncertainties with the parameters obtained through the normal method of background estimation.
- The bin-by-bin normalization between the signal and control regions is calculated using a sideband obtained by inverting the b tagging criterion on one of the jets (using a technique similar to that in Ref. [61]), and the normalization factor found to be independent of m_{jj} , within the statistical uncertainties.
- The $t\bar{t}$ contribution in the signal region obtained from simulation is fitted by the function in Eq. (1) and the resulting fit is found to be consistent with the distribution of the overall background within the statistical uncertainties.

Closure checks of the background-estimation procedure are performed using simulated multijet events. These are also performed directly in data in the control region. For this purpose, the control region is split in two, a low mass control region with $60 < m_j^P < 90$ GeV, and a pseudo-signal region with $90 < m_j^P < 100$ GeV. In both cases, the predicted background is found to be compatible with that observed, within the statistical uncertainties.

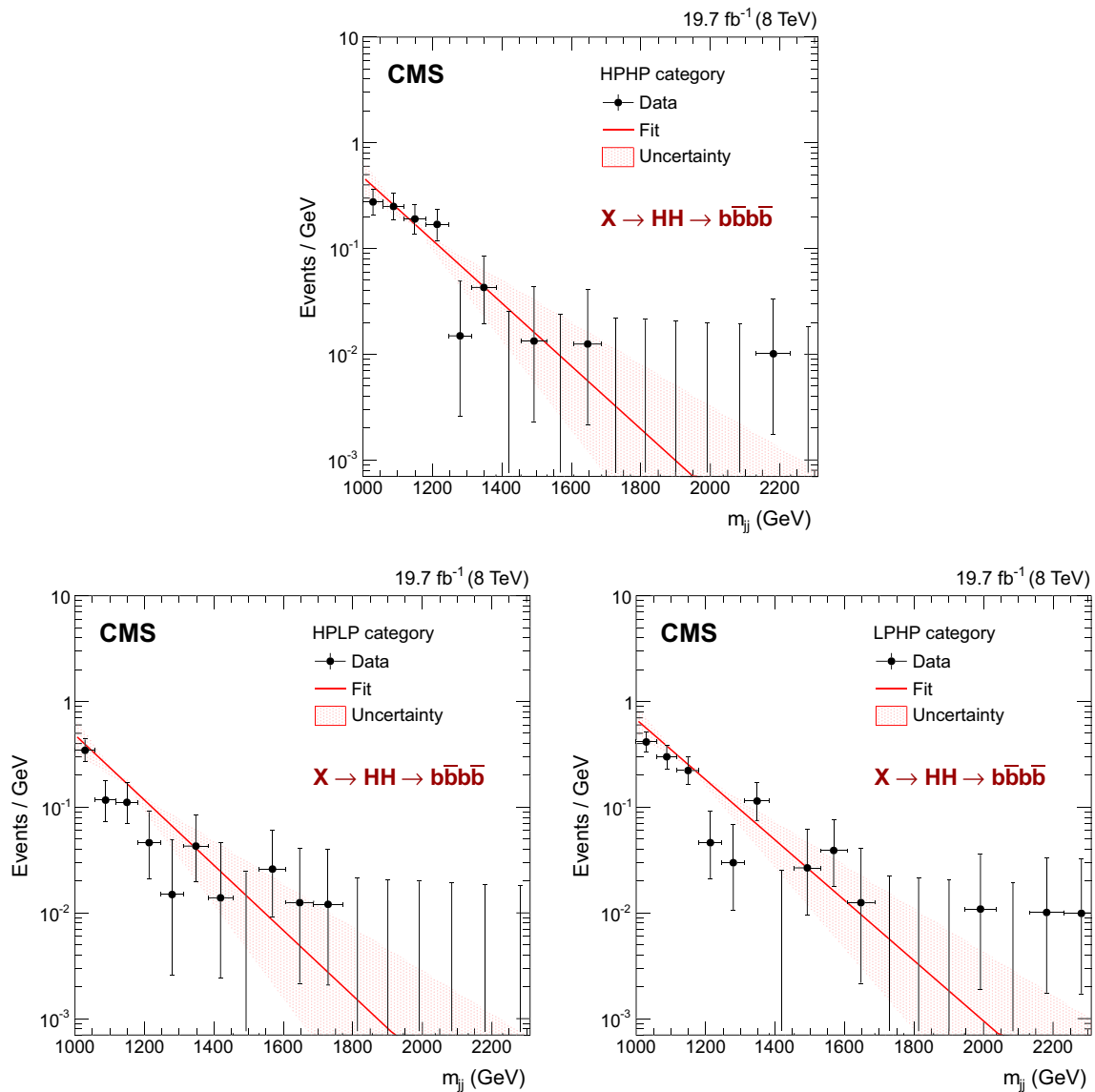


Fig. 3 Observed m_{jj} spectrum (black points) in the control region together with the superimposed background fit (red line) and the uncertainty associated with the variation of the slope parameter a (red shaded area) for HPHP (top), HPLP (bottom-left), and LPHP (bottom-right) categories

7 Systematic uncertainties

The largest contributions to the systematic uncertainty in the signal yields are the uncertainties associated with the classification of the events into the purity categories, the estimation of the efficiency to identify a H jet, and the calculation of the total integrated luminosity (2.6 %) [62], as well as with the determination of the jet energy scale (JES) and resolution (JER). The major systematic uncertainties are summarized in Table 3.

The uncertainty in the b tagging efficiency originates from the uncertainty in the data-to-simulation scale factors that

Table 3 Typical uncertainties in different categories

Source	Uncertainty
Background (statistical)	15 – 100 %
Signal (systematic)	
Luminosity	2.6 %
b tagging	3.8–14.4 %
Mass tagging	5.2 \oplus 3.0 %
JES \oplus JER	1.0 \oplus 1.0 %
Categorization	+25 -19 % (HPHP), +59 -37 % (HPLP), +59 -37 % (LPHP)

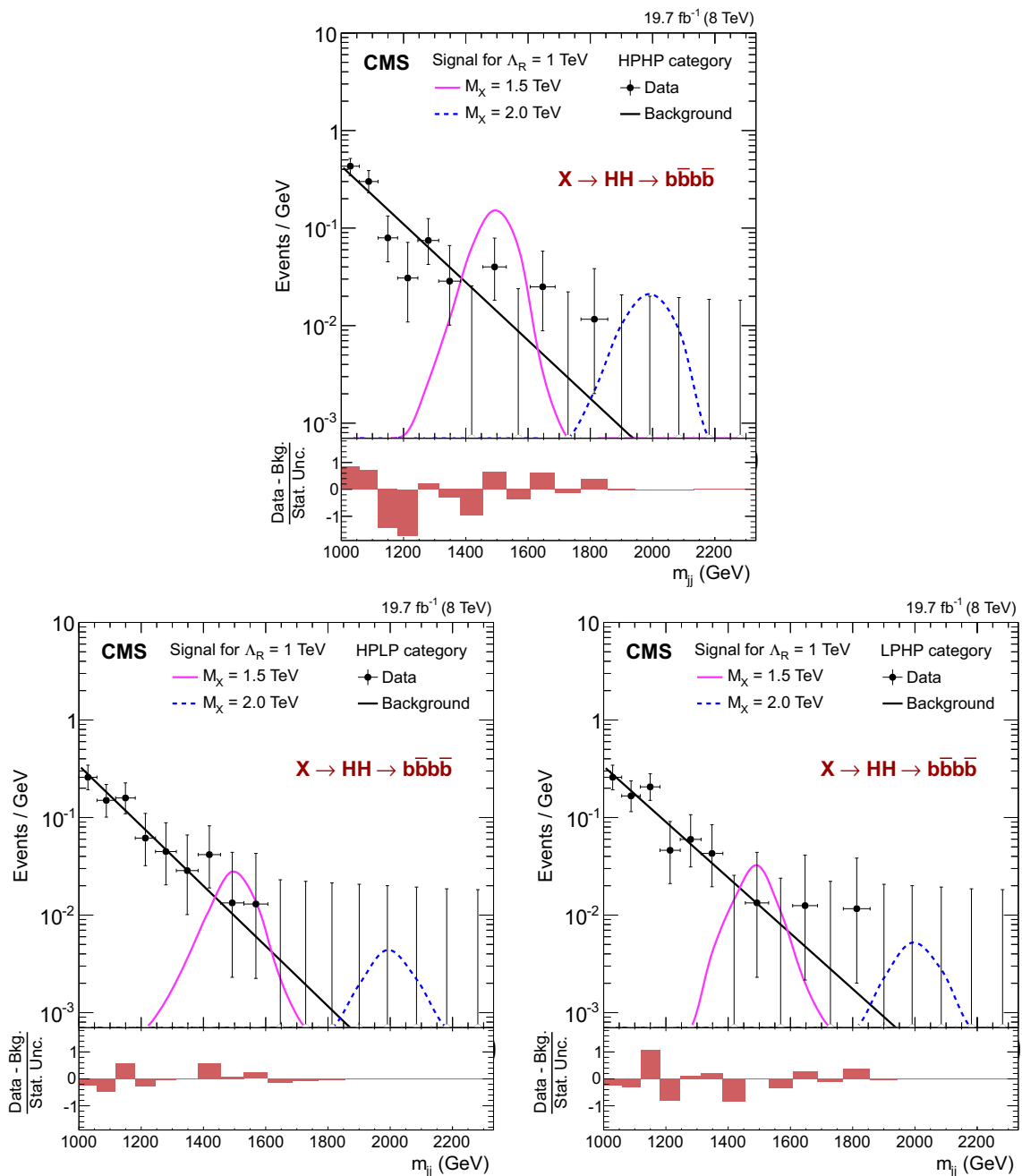


Fig. 4 Observed m_{jj} spectrum (black points) compared with a background estimate (black line), obtained in background only hypothesis, for HPHP (top), HPLP (bottom-left), and LPHP (bottom-right) categories. The simulated radion resonances of $m_X = 1.5$ and 2 TeV are

also shown. The lower panel in each plot shows the difference between the number of observed and estimated background events divided by the statistical uncertainty estimated from data

are applied to the simulated signal [55]. The scale factors are $\approx 90\%$ with an absolute uncertainty between $\pm 3.8\%$ and $\pm 14\%$, depending on the value of m_X . The uncertainty increases at large m_X because of the limited amount of data available to constrain the scale factors.

The uncertainty in the mass selection efficiency is 2.6% for each jet and 5.2% for the event. This uncertainty is esti-

mated by studying high p_T W bosons in a $t\bar{t}$ data control sample [53] and comparing to MC predictions. It includes the effect of the difference in fragmentation between light and b quarks. This uncertainty is fully correlated for all H jets. In addition, the impact of the pileup modelling uncertainty in the Higgs boson mass-tagging efficiency is assumed to be 1.5% per jet, i.e., 3% for the event [23].

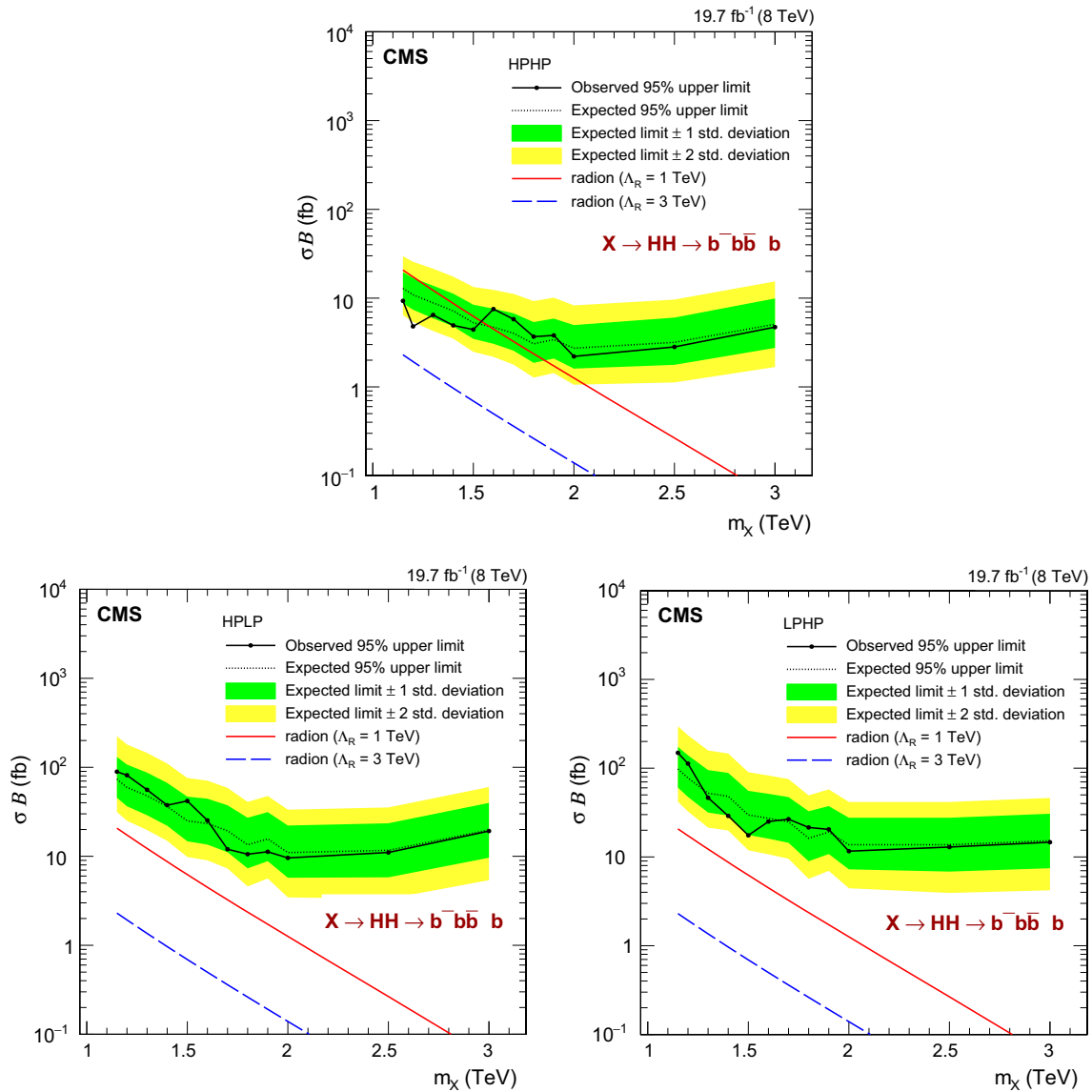


Fig. 5 Observed and expected 95 % CL upper limits on the product of cross section of a narrow resonance and the branching fraction $\sigma(gg \rightarrow X) \mathcal{B}(X \rightarrow HH \rightarrow b\bar{b}b\bar{b})$. Theory curves corresponding to WED models with radion are superimposed

An uncertainty accounting for possible migration of signal events from the HPHP to the HPLP and LPHP categories results in uncertainties of +25 and -19 %, and of +59 and -37 % in the normalization of the HPHP category, and of both the HPLP and LPHP categories, respectively. These uncertainties are estimated by comparing the τ_{21} distribution in measured and simulated $t\bar{t}$ events [23,53]. It also includes a quantification of the difference between the fragmentation of W and Higgs bosons decaying hadronically. The fraction of signal events that do not enter any of the three categories changes from 2 % at 1.1 TeV to 20 % at 3.0 TeV. The uncertainty associated with migration out of the three categories is estimated to be much smaller than that associated with migration within them.

The uncertainties in the JES (1–2 %) [48] and JER (10 %) [47] impact the signal acceptance in the m_{jj} counting window. Each of these systematic contributions provide less than 1 % uncertainty in the normalization of the expected signal events.

In summary, the uncertainty in the signal normalization associated with the migration of signal events between categories is larger than the total contribution of all other uncertainties, which varies from 7 % at $m_X = 1.1$ TeV to 15 % at $m_X = 3$ TeV.

The statistical uncertainty in the total background ranges from 15 % at 1.3 TeV up to 100 % at 3 TeV. It is calculated by generating pseudo-experiments in the signal and control regions, assuming Poisson fluctuations in the num-

ber of events in each bin about its central value. For low m_{jj} , the statistical precision is limited by the uncertainty in the parameter N_B , and for high masses, by the uncertainty in the slope parameter a . The impact of the choice of the functional form used in the parameterization of the background distribution is evaluated by comparing the results from the exponential fit to those from an alternative power-law function, and is found to be negligible compared to the statistical uncertainty.

The uncertainty related to the efficiency of the τ_{21} tagger is assumed to be fully correlated between the HPLP and LPHP categories and anticorrelated with the HPHP category. The uncertainties in the background estimate are uncorrelated between categories, while all other uncertainties are expected to be fully correlated among all three categories.

8 Results

The observed data are shown separately for the three event categories in Fig. 4. For comparison, we also show the predictions obtained for the background-only hypothesis. The N_B normalization parameter is extracted for all events in the signal region with $1 < m_{jj} < 3$ TeV. The bottom panel of each plot shows the difference between the observed data and the predicted background, divided by the statistical uncertainty estimated in the data. The background model describes the data within their statistical uncertainties. The events with the largest masses in the HPHP, HPLP, and LPHP categories are at $m_{jj} = 1780, 1560,$ and 1800 GeV, respectively.

Upper limits on the cross section for the production of resonances are extracted using the asymptotic approximation of the CL_s method [63,64]. Figure 5 shows the observed and expected 95 % confidence level (CL) upper limits on the product of the cross section and the branching fraction $\sigma(gg \rightarrow X) \mathcal{B}(X \rightarrow HH \rightarrow b\bar{b}b\bar{b})$ obtained for each event category. The HPHP category is always the most sensitive, nevertheless above 2 TeV the HPLP and LPHP categories are also important because of inefficiencies in N-subjettiness at high p_T . Figure 6 and Table 4 provide the combined limits. The excluded cross sections at 95 % CL vary from 10 fb at 1.15 TeV to 1.5 fb at 2 TeV. Above 2 TeV the excluded cross sections increase to 2.8 fb at 3 TeV, since the sensitivity is limited by the increasing inefficiency of H jet identification, as described in Sect. 4.

Figure 7 extends the $X \rightarrow HH \rightarrow b\bar{b}b\bar{b}$ search down to $m_X = 260$ GeV by including limits from Ref. [17]. This search, referred to as the resolved analysis, considers a case where the decay products from two Higgs bosons are reconstructed as four jets. It is interesting to observe that the sensitivity of the resolved analysis starts to degrade at $m_X \approx 1$ TeV. At this point the typical angular distance between two jets from one Higgs boson reaches $\Lambda_R = 4m_H/m_X \approx 0.5$

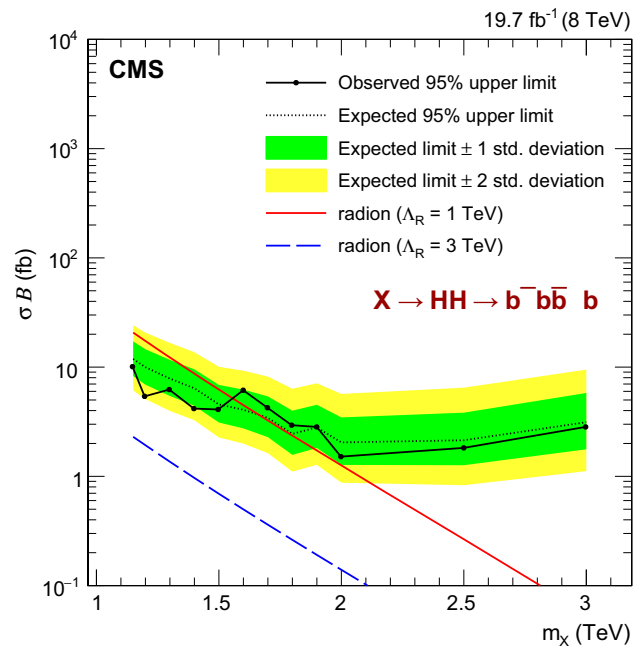


Fig. 6 Observed and expected 95% CL upper limits on the product of cross section of a narrow resonance and the branching fraction $\sigma(gg \rightarrow X) \mathcal{B}(X \rightarrow HH \rightarrow b\bar{b}b\bar{b})$. Theory curves corresponding to WED models with radion are also shown

Table 4 Observed and expected 95 % CL upper limits on the product of cross section and the branching fraction $\sigma(gg \rightarrow X) \mathcal{B}(X \rightarrow HH \rightarrow b\bar{b}b\bar{b})$ for HPHP, HPLP and LPHP categories combined. The one standard deviation on the 95 % CL upper limit is also provided

m_X (GeV)	Observed limit (fb)	Expected limit $\pm 1\sigma$ (fb)
1150	10.0	$11.9 \pm_{3.6}^{5.3}$
1200	5.4	$10.0 \pm_{3.1}^{4.6}$
1300	6.0	$7.9 \pm_{2.4}^{3.8}$
1400	4.2	$6.4 \pm_{2.0}^{3.1}$
1500	4.0	$4.6 \pm_{1.4}^{2.3}$
1600	6.1	$4.1 \pm_{1.3}^{2.2}$
1700	4.2	$3.4 \pm_{1.1}^{2.0}$
1800	2.9	$2.5 \pm_{0.9}^{1.5}$
1900	2.8	$2.8 \pm_{1.0}^{1.7}$
2000	1.5	$2.0 \pm_{0.9}^{1.4}$
2500	1.8	$2.1 \pm_{0.9}^{1.7}$
3000	2.8	$3.1 \pm_{1.4}^{2.7}$

and the two jets overlap [30]. Above 1.1 TeV the boosted analysis becomes more sensitive.

To quantify the sensitivity of this analysis to new physics, the limits are compared to predictions of radion production for $\Lambda_R = 1$ and 3 TeV, as shown in Fig. 6. We find that a radion corresponding to $\Lambda_R = 1$ TeV is excluded by the boosted analysis alone, for masses between 1.15 and

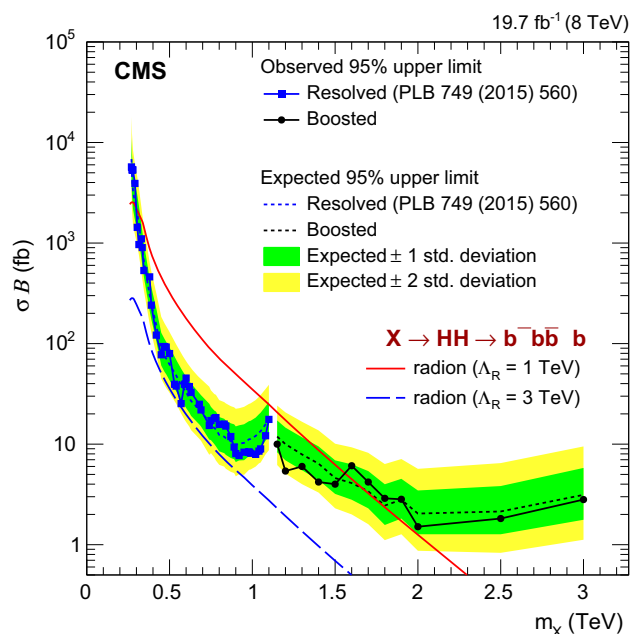


Fig. 7 Observed and expected 95 % CL upper limits on the product of cross section of a narrow resonance and the branching fraction $\sigma(gg \rightarrow X) \mathcal{B}(X \rightarrow HH \rightarrow b\bar{b}b\bar{b})$. Theory predictions corresponding to WED models with a radion are also shown. Results from the resolved analysis of Ref. [17] are shown by *blue squares*. For clarity, only a representative subset of the points are provided from the resolved analysis. The result from this paper is shown in *black dots*

1.55 TeV. This result extends the limits already set by the resolved analysis from 0.3 to 1.1 TeV.

9 Summary

A search is presented for narrow heavy resonances decaying into a pair of Higgs bosons in proton-proton collisions collected by the CMS experiment at $\sqrt{s} = 8$ TeV. The full data sample of 19.7 fb^{-1} is explored. The background from multi-jet and $t\bar{t}$ events is significantly reduced by applying requirements related to the flavor of the jet, its mass, and its substructure. No significant excess of events is observed above the background expected from the SM processes. The results are interpreted as exclusion limits at 95 % confidence on the production cross section for m_X between 1.15 and 3.0 TeV, extending significantly beyond 1.5 TeV the reach of previous searches. A radion with scale parameter $\Lambda_R = 1$ TeV decaying into HH is excluded for $1.15 < m_X < 1.55$ TeV for the first time in direct searches.

Acknowledgments We congratulate our colleagues in the CERN accelerator departments for the excellent performance of the LHC and thank the technical and administrative staffs at CERN and at other CMS institutes for their contributions to the success of the CMS effort. In addition, we gratefully acknowledge the computing centers and personnel of the Worldwide LHC Computing Grid for deliver-

ing so effectively the computing infrastructure essential to our analyses. Finally, we acknowledge the enduring support for the construction and operation of the LHC and the CMS detector provided by the following funding agencies: BMWFW and FWF (Austria); FNRS and FWO (Belgium); CNPq, CAPES, FAPERJ, and FAPESP (Brazil); MES (Bulgaria); CERN; CAS, MoST, and NSFC (China); COLCIENCIAS (Colombia); MSES and CSF (Croatia); RPF (Cyprus); MoER, ERC IUT and ERDF (Estonia); Academy of Finland, MEC, and HIP (Finland); CEA and CNRS/IN2P3 (France); BMBF, DFG, and HGF (Germany); GSRT (Greece); OTKA and NIH (Hungary); DAE and DST (India); IPM (Iran); SFI (Ireland); INFN (Italy); MSIP and NRF (Republic of Korea); LAS (Lithuania); MOE and UM (Malaysia); CINVESTAV, CONACYT, SEP, and UASLP-FAI (Mexico); MBIE (New Zealand); PAEC (Pakistan); MSHE and NSC (Poland); FCT (Portugal); JINR (Dubna); MON, RosAtom, RAS and RFBR (Russia); MESTD (Serbia); SEIDI and CPAN (Spain); Swiss Funding Agencies (Switzerland); MST (Taipei); ThEPCenter, IPST, STAR and NSTDA (Thailand); TUBITAK and TAEK (Turkey); NASU and SFFR (Ukraine); STFC (United Kingdom); DOE and NSF (USA). Individuals have received support from the Marie-Curie program and the European Research Council and EPLANET (European Union); the Leventis Foundation; the A. P. Sloan Foundation; the Alexander von Humboldt Foundation; the Belgian Federal Science Policy Office; the Fonds pour la Formation à la Recherche dans l'Industrie et dans l'Agriculture (FRRIA-Belgium); the Agentschap voor Innovatie door Wetenschap en Technologie (IWT-Belgium); the Ministry of Education, Youth and Sports (MEYS) of the Czech Republic; the Council of Science and Industrial Research, India; the HOMING PLUS program of the Foundation for Polish Science, cofinanced from European Union, Regional Development Fund; the OPUS program of the National Science Center (Poland); the Compagnia di San Paolo (Torino); MIUR project 20108T4XTM (Italy); the Thalis and Aristeia programs cofinanced by EU-ESF and the Greek NSRF; the National Priorities Research Program by Qatar National Research Fund; the Rachadapisek Sompot Fund for Postdoctoral Fellowship, Chulalongkorn University (Thailand); the Chulalongkorn Academic into Its 2nd Century Project Advancement Project (Thailand); and the Welch Foundation, contract C-1845.

Open Access This article is distributed under the terms of the Creative Commons Attribution 4.0 International License (<http://creativecommons.org/licenses/by/4.0/>), which permits unrestricted use, distribution, and reproduction in any medium, provided you give appropriate credit to the original author(s) and the source, provide a link to the Creative Commons license, and indicate if changes were made. Funded by SCOAP³.

References

1. D. de Florian, J. Mazzitelli, Higgs boson pair production at next-to-next-to-leading order in QCD. *Phys. Rev. Lett.* **111**, 201801 (2013). doi:[10.1103/PhysRevLett.111.201801](https://doi.org/10.1103/PhysRevLett.111.201801). arXiv:[1309.6594](https://arxiv.org/abs/1309.6594)
2. J. Baglio et al., The measurement of the Higgs self-coupling at the LHC: theoretical status. *JHEP* **04**, 151 (2013). doi:[10.1007/JHEP04\(2013\)151](https://doi.org/10.1007/JHEP04(2013)151). arXiv:[1212.5581](https://arxiv.org/abs/1212.5581)
3. ATLAS and CMS Collaboration, Combined Measurement of the Higgs Boson Mass in pp collisions at $\sqrt{s} = 7$ and 8 TeV with the ATLAS and CMS experiments. *Phys. Rev. Lett.* **114**, 191803 (2015). doi:[10.1103/PhysRevLett.114.191803](https://doi.org/10.1103/PhysRevLett.114.191803). arXiv:[1503.07589](https://arxiv.org/abs/1503.07589)
4. A. Djouadi, The Anatomy of electro-weak symmetry breaking. II. The Higgs bosons in the minimal supersymmetric model. *Phys. Rep.* **459**, 1 (2008). doi:[10.1016/j.physrep.2007.10.005](https://doi.org/10.1016/j.physrep.2007.10.005). arXiv:[hep-ph/0503173](https://arxiv.org/abs/hep-ph/0503173)
5. R. Barbieri et al., One or more Higgs bosons? *Phys. Rev. D* **88**, 055011 (2013). doi:[10.1103/PhysRevD.88.055011](https://doi.org/10.1103/PhysRevD.88.055011). arXiv:[1307.4937](https://arxiv.org/abs/1307.4937)

6. L. Randall, R. Sundrum, A large mass hierarchy from a small extra dimension. *Phys. Rev. Lett.* **83**, 3370 (1999). doi:[10.1103/PhysRevLett.83.3370](https://doi.org/10.1103/PhysRevLett.83.3370). arXiv:[hep-ph/9905221](https://arxiv.org/abs/hep-ph/9905221)
7. W.D. Goldberger, M.B. Wise, Modulus stabilization with bulk fields. *Phys. Rev. Lett.* **83**, 4922 (1999). doi:[10.1103/PhysRevLett.83.4922](https://doi.org/10.1103/PhysRevLett.83.4922). arXiv:[hep-ph/9907447](https://arxiv.org/abs/hep-ph/9907447)
8. O. DeWolfe, D.Z. Freedman, S.S. Gubser, A. Karch, Modeling the fifth-dimension with scalars and gravity. *Phys. Rev. D* **62**, 046008 (2000). doi:[10.1103/PhysRevD.62.046008](https://doi.org/10.1103/PhysRevD.62.046008). arXiv:[hep-th/9909134](https://arxiv.org/abs/hep-th/9909134)
9. C. Csaki, M. Graesser, L. Randall, J. Terning, Cosmology of brane models with radion stabilization. *Phys. Rev. D* **62**, 045015 (2000). doi:[10.1103/PhysRevD.62.045015](https://doi.org/10.1103/PhysRevD.62.045015). arXiv:[hep-ph/9911406](https://arxiv.org/abs/hep-ph/9911406)
10. H. Davoudiasl, J.L. Hewett, T.G. Rizzo, Phenomenology of the Randall-Sundrum Gauge Hierarchy Model. *Phys. Rev. Lett.* **84**, 2080 (2000). doi:[10.1103/PhysRevLett.84.2080](https://doi.org/10.1103/PhysRevLett.84.2080). arXiv:[hep-ph/9909255](https://arxiv.org/abs/hep-ph/9909255)
11. C. Csaki, M.L. Graesser, G.D. Kribs, Radion dynamics and electroweak physics. *Phys. Rev. D* **63**, 065002 (2001). doi:[10.1103/PhysRevD.63.065002](https://doi.org/10.1103/PhysRevD.63.065002). arXiv:[hep-th/0008151](https://arxiv.org/abs/hep-th/0008151)
12. K. Agashe, H. Davoudiasl, G. Perez, A. Soni, Warped gravitons at the CERN LHC and beyond. *Phys. Rev. D* **76**, 036006 (2007). doi:[10.1103/PhysRevD.76.036006](https://doi.org/10.1103/PhysRevD.76.036006). arXiv:[hep-ph/0701186](https://arxiv.org/abs/hep-ph/0701186)
13. ATLAS Collaboration, Search for Higgs boson pair production in the $\gamma\gamma b\bar{b}$ final state using pp collision data at $\sqrt{s} = 8$ TeV from the ATLAS detector. *Phys. Rev. Lett.* **114**, 081802 (2015). doi:[10.1103/PhysRevLett.114.081802](https://doi.org/10.1103/PhysRevLett.114.081802). arXiv:[1406.5053](https://arxiv.org/abs/1406.5053)
14. ATLAS Collaboration, Search for Higgs boson pair production in the $b\bar{b}b\bar{b}$ final state from pp collisions at $\sqrt{s} = 8$ TeV with the ATLAS detector. *Eur. Phys. J. C* **75**, 412 (2015). doi:[10.1140/epjc/s10052-015-3628-x](https://doi.org/10.1140/epjc/s10052-015-3628-x). arXiv:[1506.00285](https://arxiv.org/abs/1506.00285)
15. ATLAS Collaboration, Searches for Higgs boson pair production in the $hh \rightarrow b\bar{b}\tau\tau$, $\gamma\gamma WW^*$, $\gamma\gamma b\bar{b}$, $b\bar{b}b\bar{b}$ channels with the ATLAS detector. *Phys. Rev. D* **92**, 092004 (2015). doi:[10.1103/PhysRevD.92.092004](https://doi.org/10.1103/PhysRevD.92.092004). arXiv:[1509.04670](https://arxiv.org/abs/1509.04670)
16. CMS Collaboration, Searches for heavy Higgs bosons in two-Higgs-doublet models and for $t \rightarrow ch$ decay using multilepton and diphoton final states in pp collisions at 8TeV. *Phys. Rev. D* **90**, 112013 (2014). doi:[10.1103/PhysRevD.90.112013](https://doi.org/10.1103/PhysRevD.90.112013)
17. CMS Collaboration, Search for resonant pair production of Higgs bosons decaying to two bottom quark-antiquark pairs in proton-proton collisions at 8 TeV. *Phys. Lett. B* **749**, 560 (2015). doi:[10.1016/j.physletb.2015.08.047](https://doi.org/10.1016/j.physletb.2015.08.047). arXiv:[1503.04114](https://arxiv.org/abs/1503.04114)
18. CMS Collaboration, Searches for a heavy scalar boson H decaying to a pair of 125 GeV Higgs bosons hh or for a heavy pseudoscalar boson A decaying to Zh, in the final states with $h \rightarrow \tau\tau$. (2015). arXiv:[1510.01181](https://arxiv.org/abs/1510.01181). (In press: *Phys. Lett. B*)
19. CMS Collaboration, Search for two Higgs bosons in final states containing two photons and two bottom quarks. (2016). arXiv:[1603.06896](https://arxiv.org/abs/1603.06896). (Submitted to *Phys. Rev. D*)
20. ATLAS Collaboration, Search for high-mass diboson resonances with boson-tagged jets in proton-proton collisions at $\sqrt{s} = 8$ TeV with the ATLAS detector. *JHEP* **12**, 055 (2015). doi:[10.1007/JHEP12\(2015\)055](https://doi.org/10.1007/JHEP12(2015)055). arXiv:[1506.00962](https://arxiv.org/abs/1506.00962)
21. ATLAS Collaboration, Search for production of WW/WZ resonances decaying to a lepton, neutrino and jets in pp collisions at $\sqrt{s} = 8$ TeV with the ATLAS detector. *Eur. Phys. J. C* **75**, 209 (2015). doi:[10.1140/epjc/s10052-015-3425-6](https://doi.org/10.1140/epjc/s10052-015-3425-6). arXiv:[1503.04677](https://arxiv.org/abs/1503.04677). (Erratum: doi:[10.1140/epjc/s10052-015-3593-4](https://doi.org/10.1140/epjc/s10052-015-3593-4))
22. ATLAS Collaboration, Search for resonant diboson production in the $\ell\ell q\bar{q}$ final state in pp collisions at $\sqrt{s} = 8$ TeV with the ATLAS detector. *Eur. Phys. J. C* **75**, 69 (2015). doi:[10.1140/epjc/s10052-015-3261-8](https://doi.org/10.1140/epjc/s10052-015-3261-8). arXiv:[1409.6190](https://arxiv.org/abs/1409.6190)
23. CMS Collaboration, Search for massive resonances in dijet systems containing jets tagged as W or Z boson decays in pp collisions at $\sqrt{s} = 8$ TeV. *JHEP* **08**, 173 (2014). doi:[10.1007/JHEP08\(2014\)173](https://doi.org/10.1007/JHEP08(2014)173). arXiv:[1405.1994](https://arxiv.org/abs/1405.1994)
24. CMS Collaboration, Search for massive resonances decaying into pairs of boosted bosons in semi-leptonic final states at $\sqrt{s} = 8$ TeV. *JHEP* **08**, 174 (2014). doi:[10.1007/JHEP08\(2014\)174](https://doi.org/10.1007/JHEP08(2014)174). arXiv:[1405.3447](https://arxiv.org/abs/1405.3447)
25. ATLAS Collaboration, Combination of searches for WW, WZ, and ZZ resonances in pp collisions at $\sqrt{s} = 8$ TeV with the ATLAS detector. (2015). arXiv:[1512.05099](https://arxiv.org/abs/1512.05099). (In press: *Phys. Lett. B*)
26. J. Brehmer et al., The diboson excess: experimental situation and classification of explanations; A Les Houches pre-proceeding. (2015). arXiv:[1512.04357](https://arxiv.org/abs/1512.04357)
27. F. Dias et al., Combination of Run-1 exotic searches in diboson final states at the LHC. (2015). arXiv:[1512.03371](https://arxiv.org/abs/1512.03371). (Submitted to *JHEP*)
28. LHC Higgs Cross Section Working Group Collaboration, Handbook of LHC Higgs cross sections: 3. Higgs properties. (2013). arXiv:[1307.1347](https://arxiv.org/abs/1307.1347)
29. P. Archer, M. Carena, A. Carmona, M. Neubert, Higgs production and decay in models of a warped extra dimension with a bulk higgs. *JHEP* **01**, 060 (2015). doi:[10.1007/JHEP01\(2015\)060](https://doi.org/10.1007/JHEP01(2015)060). arXiv:[1408.5406](https://arxiv.org/abs/1408.5406)
30. M. Gouzevitch et al., Scale-invariant resonance tagging in multijet events and new physics in Higgs pair production. *JHEP* **07**, 148 (2013). doi:[10.1007/JHEP07\(2013\)148](https://doi.org/10.1007/JHEP07(2013)148). arXiv:[1303.6636](https://arxiv.org/abs/1303.6636)
31. B. Cooper, N. Konstantinidis, L. Lambourne, D. Wardrope, Boosted $hh \rightarrow b\bar{b}b\bar{b}$: a new topology in searches for TeV-scale resonances at the LHC. *Phys. Rev. D* **88**, 114005 (2013). doi:[10.1103/PhysRevD.88.114005](https://doi.org/10.1103/PhysRevD.88.114005). arXiv:[1307.0407](https://arxiv.org/abs/1307.0407)
32. J.M. Butterworth, A.R. Davison, M. Rubin, G.P. Salam, Jet substructure as a new Higgs search channel at the LHC. *Phys. Rev. Lett.* **100**, 242001 (2008). doi:[10.1103/PhysRevLett.100.242001](https://doi.org/10.1103/PhysRevLett.100.242001). arXiv:[0802.2470](https://arxiv.org/abs/0802.2470)
33. CMS Collaboration, The CMS experiment at the CERN LHC. *JINST* **3**, S08004 (2008). doi:[10.1088/1748-0221/3/08/S08004](https://doi.org/10.1088/1748-0221/3/08/S08004)
34. J. Alwall et al., MadGraph 5: going beyond. *JHEP* **06**, 128 (2011). doi:[10.1007/JHEP06\(2011\)128](https://doi.org/10.1007/JHEP06(2011)128). arXiv:[1106.0522](https://arxiv.org/abs/1106.0522)
35. T. Sjöstrand, S. Mrenna, P. Skands, PYTHIA 6.4 physics and manual. *JHEP* **05**, 026 (2006). doi:[10.1088/1126-6708/2006/05/026](https://doi.org/10.1088/1126-6708/2006/05/026). arXiv:[hep-ph/0603175](https://arxiv.org/abs/hep-ph/0603175)
36. S. Hoeche et al., Matching parton showers and matrix elements. (2006). arXiv:[hep-ph/0602031](https://arxiv.org/abs/hep-ph/0602031)
37. R. Field, Early LHC underlying event data-findings and surprises. (2010). arXiv:[1010.3558v1](https://arxiv.org/abs/1010.3558v1)
38. J. Pumplin et al., New generation of parton distributions with uncertainties from global QCD analysis. *JHEP* **07**, 012 (2002). doi:[10.1088/1126-6708/2002/07/012](https://doi.org/10.1088/1126-6708/2002/07/012). arXiv:[hep-ph/0201195](https://arxiv.org/abs/hep-ph/0201195)
39. GEANT4 Collaboration, GEANT4—a simulation toolkit. *Nucl. Instrum. Methods. A* **506**, 250 (2003). doi:[10.1016/S0168-9002\(03\)01368-8](https://doi.org/10.1016/S0168-9002(03)01368-8)
40. CMS Collaboration, Particle-flow event reconstruction in CMS and Performance for Jets, Taus, and E_T^{miss} . CMS Physics Analysis Summary CMS-PAS-PFT-09-001, CERN (2009). <http://cdsweb.cern.ch/record/1194487>
41. CMS Collaboration, Commissioning of the particle-flow event reconstruction with the first LHC collisions recorded in the CMS detector. CMS Physics Analysis Summary CMS-PAS-PFT-10-001, CERN (2010). <http://cdsweb.cern.ch/record/1247373>
42. CMS Collaboration, Pileup removal algorithms. CMS Physics Analysis Summary CMS-PAS-JME-14-001, CERN (2014). <https://cds.cern.ch/record/1751454>
43. M. Wobisch, T. Wengler, Hadronization corrections to jet cross sections in deep-inelastic scattering. (1998). arXiv:[hep-ph/9907280](https://arxiv.org/abs/hep-ph/9907280)
44. M. Cacciari, G.P. Salam, G. Soyez, FastJet user manual. *Eur. Phys. J. C* **72**, 1896 (2012). doi:[10.1140/epjc/s10052-012-1896-2](https://doi.org/10.1140/epjc/s10052-012-1896-2). arXiv:[1111.6097](https://arxiv.org/abs/1111.6097)

45. M. Cacciari, G.P. Salam, G. Soyez, The catchment area of jets. *JHEP* **04**, 005 (2008). doi:[10.1088/1126-6708/2008/04/005](https://doi.org/10.1088/1126-6708/2008/04/005). [arXiv:0802.1188](https://arxiv.org/abs/0802.1188)
46. M. Cacciari, G.P. Salam, Pileup subtraction using jet areas. *Phys. Lett. B* **659**, 119 (2008). doi:[10.1016/j.physletb.2007.09.077](https://doi.org/10.1016/j.physletb.2007.09.077). [arXiv:0707.1378](https://arxiv.org/abs/0707.1378)
47. CMS Collaboration, Determination of jet energy calibration and transverse momentum resolution in CMS. *JINST* **6**, P11002 (2011). doi:[10.1088/1748-0221/6/11/P11002](https://doi.org/10.1088/1748-0221/6/11/P11002). [arXiv:1107.4277](https://arxiv.org/abs/1107.4277)
48. CMS Collaboration, Status of the 8 TeV jet energy corrections and uncertainties based on 11 fb⁻¹ of data in CMS. CMS Detector performance note CMS-DP-2013-011, CERN (2013)
49. CMS Collaboration, Search for narrow resonances and quantum black holes in inclusive and b tagged dijet mass spectra from pp collisions at $\sqrt{s} = 7$ TeV. *JHEP* **01**, 013 (2013). doi:[10.1007/JHEP01\(2013\)013](https://doi.org/10.1007/JHEP01(2013)013). [arXiv:1210.2387](https://arxiv.org/abs/1210.2387)
50. S.D. Ellis, C.K. Vermilion, J.R. Walsh, Techniques for improved heavy particle searches with jet substructure. *Phys. Rev. D* **80**, 051501 (2009). doi:[10.1103/PhysRevD.80.051501](https://doi.org/10.1103/PhysRevD.80.051501). [arXiv:0903.5081](https://arxiv.org/abs/0903.5081)
51. S.D. Ellis, C.K. Vermilion, J.R. Walsh, Recombination algorithms and jet substructure: Pruning as a tool for heavy particle searches. *Phys. Rev. D* **81**, 094023 (2010). doi:[10.1103/PhysRevD.81.094023](https://doi.org/10.1103/PhysRevD.81.094023). [arXiv:0912.0033](https://arxiv.org/abs/0912.0033)
52. CMS Collaboration, Studies of jet mass in dijet and W/Z + jet events. *JHEP* **05**, 090 (2013). doi:[10.1007/JHEP05\(2013\)090](https://doi.org/10.1007/JHEP05(2013)090). [arXiv:1303.4811](https://arxiv.org/abs/1303.4811)
53. CMS Collaboration, Identification techniques for highly boosted W bosons that decay into hadrons. *JHEP* **12**, 017 (2014). doi:[10.1007/JHEP12\(2014\)017](https://doi.org/10.1007/JHEP12(2014)017). [arXiv:1410.4227](https://arxiv.org/abs/1410.4227)
54. CMS Collaboration, Identification of b-quark jets with the CMS experiment. *JINST* **8**, P04013 (2013). doi:[10.1088/1748-0221/8/04/P04013](https://doi.org/10.1088/1748-0221/8/04/P04013). [arXiv:1211.4462](https://arxiv.org/abs/1211.4462)
55. CMS Collaboration, Performance of b tagging at $\sqrt{s} = 8$ TeV in multijet, $t\bar{t}$ and boosted topology events. CMS Physics Analysis Summary CMS-PAS-BTV-13-001, CERN (2013). <http://cdsweb.cern.ch/record/1581306>
56. J. Thaler, K. Van Tilburg, Identifying boosted objects with N-subjettiness. *JHEP* **03**, 015 (2011). doi:[10.1007/JHEP03\(2011\)015](https://doi.org/10.1007/JHEP03(2011)015). [arXiv:1011.2268](https://arxiv.org/abs/1011.2268)
57. J. Thaler, K. Van Tilburg, Maximizing boosted top identification by minimizing N-subjettiness. *JHEP* **02**, 093 (2012). doi:[10.1007/JHEP02\(2012\)093](https://doi.org/10.1007/JHEP02(2012)093). [arXiv:1108.2701](https://arxiv.org/abs/1108.2701)
58. I.W. Stewart, F.J. Tackmann, W.J. Waalewijn, N jettiness: an inclusive event shape to veto jets. *Phys. Rev. Lett.* **105**, 092002 (2010). doi:[10.1103/PhysRevLett.105.092002](https://doi.org/10.1103/PhysRevLett.105.092002). [arXiv:1004.2489](https://arxiv.org/abs/1004.2489)
59. CMS Collaboration, Search for resonances in the dijet mass spectrum from 7 TeV pp collisions at CMS. *Phys. Lett. B* **704**, 123 (2011). doi:[10.1016/j.physletb.2011.09.015](https://doi.org/10.1016/j.physletb.2011.09.015). [arXiv:1107.4771](https://arxiv.org/abs/1107.4771)
60. M. Czakon, P. Fiedler, A. Mitov, Total top-quark pair-production cross section at hadron colliders through $\mathcal{O}(\alpha_s^3)$. *Phys. Rev. Lett.* **110**, 252004 (2013). doi:[10.1103/PhysRevLett.110.252004](https://doi.org/10.1103/PhysRevLett.110.252004). [arXiv:1303.6254](https://arxiv.org/abs/1303.6254)
61. CMS Collaboration, Search for exotic resonances decaying into WZ/ZZ in pp collisions at $\sqrt{s} = 7$ TeV. *JHEP* **02**, 036 (2013). doi:[10.1007/JHEP02\(2013\)036](https://doi.org/10.1007/JHEP02(2013)036). [arXiv:1211.5779](https://arxiv.org/abs/1211.5779)
62. CMS Collaboration, CMS luminosity based on pixel cluster counting-summer 2013 update. CMS Physics Analysis Summary CMS-PAS-LUM-13-001, CERN (2013). <http://cdsweb.cern.ch/record/1598864>
63. A.L. Read, Presentation of search results: the CL_s technique. *J. Phys. G* **28**, 2693 (2002). doi:[10.1088/0954-3899/28/10/313](https://doi.org/10.1088/0954-3899/28/10/313)
64. T. Junk, Confidence level computation for combining searches with small statistics. *Nucl. Instr. Method. A* **434**, 435 (1999). doi:[10.1016/S0168-9002\(99\)00498-2](https://doi.org/10.1016/S0168-9002(99)00498-2). [arXiv:hep-ex/9902006](https://arxiv.org/abs/hep-ex/9902006)

CMS Collaboration

Yerevan Physics Institute, Yerevan, Armenia

V. Khachatryan, A. M. Sirunyan, A. Tumasyan

Institut für Hochenergiephysik der OeAW, Vienna, Austria

W. Adam, E. Asilar, T. Bergauer, J. Brandstetter, E. Brondolin, M. Dragicevic, J. Erö, M. Flechl, M. Friedl, R. Frühwirth¹, V. M. Ghete, C. Hartl, N. Hörmann, J. Hrubec, M. Jeitler¹, A. König, M. Krammer¹, I. Krätschmer, D. Liko, T. Matsushita, I. Mikulec, D. Rabadý, N. Rad, B. Rahbaran, H. Rohringer, J. Schieck¹, R. Schöfbeck, J. Strauss, W. Treberer-Treberspurg, W. Waltenberger, C.-E. Wulz¹

National Centre for Particle and High Energy Physics, Minsk, Belarus

V. Mossolov, N. Shumeiko, J. Suarez Gonzalez

Universiteit Antwerpen, Antwerp, Belgium

S. Alderweireldt, T. Cornelis, E. A. De Wolf, X. Janssen, A. Knutsson, J. Lauwers, S. Luyckx, M. Van De Klundert, H. Van Haeve, P. Van Mechelen, N. Van Remortel, A. Van Spilbeeck

Vrije Universiteit Brussel, Brussels, Belgium

S. Abu Zeid, F. Blekman, J. D'Hondt, N. Daci, I. De Bruyn, K. Deroover, N. Heracleous, J. Keaveney, S. Lowette, S. Moortgat, L. Moreels, A. Olbrechts, Q. Python, D. Strom, S. Tavernier, W. Van Doninck, P. Van Mulders, G. P. Van Onsem, I. Van Parijs

Université Libre de Bruxelles, Brussels, Belgium

P. Barria, H. Brun, C. Caillol, B. Clerbaux, G. De Lentdecker, G. Fasanella, L. Favart, R. Goldouzian, A. Grebenyuk, G. Karapostoli, T. Lenzi, A. Léonard, T. Maerschalk, A. Marinov, L. Perniè, A. Randle-conde, T. Seva, C. Vander Velde, P. Vanlaer, R. Yonamine, F. Zenoni, F. Zhang²

Ghent University, Ghent, Belgium

K. Beernaert, L. Benucci, A. Cimmino, S. Crucy, D. Dobur, A. Fagot, G. Garcia, M. Gul, J. McCartin, A. A. Ocampo Rios, D. Poyraz, D. Ryckbosch, S. Salva, M. Sigamani, M. Tytgat, W. Van Driessche, E. Yazgan, N. Zaganidis

Université Catholique de Louvain, Louvain-la-Neuve, Belgium

S. Basegmez, C. Beluffi³, O. Bondu, S. Brochet, G. Bruno, A. Caudron, L. Ceard, S. De Visscher, C. Delaere, M. Delcourt, D. Favart, L. Forthomme, A. Giammanco, A. Jafari, P. Jez, M. Komm, V. Lemaitre, A. Mertens, M. Musich, C. Nuttens, L. Perrini, K. Piotrkowski, A. Popov⁴, L. Quertenmont, M. Selvaggi, M. Vidal Marono

Université de Mons, Mons, Belgium

N. Beliy, G. H. Hammad

Centro Brasileiro de Pesquisas Fisicas, Rio de Janeiro, Brazil

W. L. Aldá Júnior, F. L. Alves, G. A. Alves, L. Brito, M. Correa Martins Junior, M. Hamer, C. Hensel, A. Moraes, M. E. Pol, P. Rebello Teles

Universidade do Estado do Rio de Janeiro, Rio de Janeiro, Brazil

E. Belchior Batista Das Chagas, W. Carvalho, J. Chinellato⁵, A. Custódio, E. M. Da Costa, D. De Jesus Damiao, C. De Oliveira Martins, S. Fonseca De Souza, L. M. Huertas Guativa, H. Malbouisson, D. Matos Figueiredo, C. Mora Herrera, L. Mundim, H. Nogima, W. L. Prado Da Silva, A. Santoro, A. Sznajder, E. J. Tonelli Manganote⁵, A. Vilela Pereira

Universidade Estadual Paulista^a, Universidade Federal do ABC^b, São Paulo, Brazil

S. Ahuja^a, C. A. Bernardes^b, A. De Souza Santos^b, S. Dogra^a, T. R. Fernandez Perez Tomei^a, E. M. Gregores^b, P. G. Mercadante^b, C. S. Moon^{a,6}, S. F. Novaes^a, Sandra S. Padula^a, D. Romero Abad^b, J. C. Ruiz Vargas

Institute for Nuclear Research and Nuclear Energy, Sofia, Bulgaria

A. Aleksandrov, R. Hadjiiska, P. Iaydjiev, M. Rodozov, S. Stoykova, G. Sultanov, M. Vutova

University of Sofia, Sofia, Bulgaria

A. Dimitrov, I. Glushkov, L. Litov, B. Pavlov, P. Petkov

Beihang University, Beijing, China

W. Fang⁷

Institute of High Energy Physics, Beijing, China

M. Ahmad, J. G. Bian, G. M. Chen, H. S. Chen, M. Chen, T. Cheng, R. Du, C. H. Jiang, D. Leggat, R. Plestina⁸, F. Romeo, S. M. Shaheen, A. Spiezia, J. Tao, C. Wang, Z. Wang, H. Zhang

State Key Laboratory of Nuclear Physics and Technology, Peking University, Beijing, China

C. Asawatangtrakuldee, Y. Ban, Q. Li, S. Liu, Y. Mao, S. J. Qian, D. Wang, Z. Xu

Universidad de Los Andes, Bogotá, Colombia

C. Avila, A. Cabrera, L. F. Chaparro Sierra, C. Florez, J. P. Gomez, B. Gomez Moreno, J. C. Sanabria

Faculty of Electrical Engineering, Mechanical Engineering and Naval Architecture, University of Split, Split, Croatia

N. Godinovic, D. Lelas, I. Puljak, P. M. Ribeiro Cipriano

Faculty of Science, University of Split, Split, Croatia

Z. Antunovic, M. Kovac

Institute Rudjer Boskovic, Zagreb, Croatia

V. Brigljevic, K. Kadija, J. Luetic, S. Micanovic, L. Sudic

University of Cyprus, Nicosia, Cyprus

A. Attikis, G. Mavromanolakis, J. Mousa, C. Nicolaou, F. Ptochos, P. A. Razis, H. Rykaczewski

Charles University, Prague, Czech Republic

M. Finger⁹, M. Finger Jr.⁹

Academy of Scientific Research and Technology of the Arab Republic of Egypt, Egyptian Network of High Energy Physics, Cairo, Egypt

Y. Assran^{10,11}, A. Ellithi Kamel¹², M. A. Mahrous¹³, A. Radi^{11,14}

National Institute of Chemical Physics and Biophysics, Tallinn, Estonia

B. Calpas, M. Kadastik, M. Murumaa, M. Raidal, A. Tiko, C. Veelken

Department of Physics, University of Helsinki, Helsinki, Finland

P. Eerola, J. Pekkanen, M. Voutilainen

Helsinki Institute of Physics, Helsinki, Finland

J. Härkönen, V. Karimäki, R. Kinnunen, T. Lampén, K. Lassila-Perini, S. Lehti, T. Lindén, P. Luukka, T. Peltola, J. Tuominiemi, E. Tuovinen, L. Wendland

Lappeenranta University of Technology, Lappeenranta, Finland

J. Talvitie, T. Tuuva

DSM/IRFU, CEA/Saclay, Gif-sur-Yvette, France

M. Besancon, F. Couderc, M. Dejardin, D. Denegri, B. Fabbro, J. L. Faure, C. Favaro, F. Ferri, S. Ganjour, A. Givernaud, P. Gras, G. Hamel de Monchenault, P. Jarry, E. Locci, M. Machet, J. Malcles, J. Rander, A. Rosowsky, M. Titov, A. Zghiche

Laboratoire Leprince-Ringuet, Ecole Polytechnique, IN2P3-CNRS, Palaiseau, France

A. Abdulsalam, I. Antropov, S. Baffioni, F. Beaudette, P. Busson, L. Cadamuro, E. Chapon, C. Charlot, O. Davignon, N. Filipovic, R. Granier de Cassagnac, M. Jo, S. Lisniak, L. Mastrolorenzo, P. Miné, I. N. Naranjo, M. Nguyen, C. Ochando, G. Ortona, P. Paganini, P. Pigard, S. Regnard, R. Salerno, Y. Sirois, T. Strebler, Y. Yilmaz, A. Zabi

Institut Pluridisciplinaire Hubert Curien, Université de Strasbourg, Université de Haute Alsace Mulhouse, CNRS/IN2P3, Strasbourg, France

J.-L. Agram¹⁵, J. Andrea, A. Aubin, D. Bloch, J.-M. Brom, M. Buttignol, E. C. Chabert, N. Chanon, C. Collard, E. Conte¹⁵, X. Coubez, J.-C. Fontaine¹⁵, D. Gelé, U. Goerlach, C. Goetzmann, A.-C. Le Bihan, J. A. Merlin¹⁶, K. Skovpen, P. Van Hove

Centre de Calcul de l'Institut National de Physique Nucleaire et de Physique des Particules, CNRS/IN2P3, Villeurbanne, France

S. Gadrat

Institut de Physique Nucléaire de Lyon, Université de Lyon, Université Claude Bernard Lyon 1, CNRS-IN2P3, Villeurbanne, France

S. Beauceron, C. Bernet, G. Boudoul, E. Bouvier, C. A. Carrillo Montoya, R. Chierici, D. Contardo, B. Courbon, P. Depasse, H. El Mamouni, J. Fan, J. Fay, S. Gascon, M. Gouzevitch, B. Ille, F. Lagarde, I. B. Laktineh, M. Lethuillier, L. Mirabito, A. L. Pequegnot, S. Perries, J. D. Ruiz Alvarez, D. Sabes, V. Sordini, M. Vander Donckt, P. Verdier, S. Viret

Georgian Technical University, Tbilisi, Georgia

T. Toriashvili¹⁷

Tbilisi State University, Tbilisi, Georgia

L. Rurua

I. Physikalisches Institut, RWTH Aachen University, Aachen, Germany

C. Autermann, S. Beranek, L. Feld, A. Heister, M. K. Kiesel, K. Klein, M. Lipinski, A. Ostapchuk, M. Preuten, F. Raupach, S. Schael, J. F. Schulte, T. Verlage, H. Weber, V. Zhukov⁴

III. Physikalisches Institut A, RWTH Aachen University, Aachen, Germany

M. Ata, M. Brodski, E. Dietz-Laursonn, D. Duchardt, M. Endres, M. Erdmann, S. Erdweg, T. Esch, R. Fischer, A. Güth, T. Hebbeker, C. Heidemann, K. Hoepfner, S. Knutzen, M. Merschmeyer, A. Meyer, P. Millet, S. Mukherjee, M. Olschewski, K. Padeken, P. Papacz, T. Pook, M. Radziej, H. Reithler, M. Rieger, F. Scheuch, L. Sonnenschein, D. Teyssier, S. Thüer

III. Physikalisches Institut B, RWTH Aachen University, Aachen, Germany

V. Cherepanov, Y. Erdogan, G. Flügge, H. Geenen, M. Geisler, F. Hoehle, B. Kargoll, T. Kress, A. Künsken, J. Lingemann, A. Nehr Korn, A. Nowack, I. M. Nugent, C. Pistone, O. Pooth, A. Stahl¹⁶

Deutsches Elektronen-Synchrotron, Hamburg, Germany

M. Aldaya Martin, I. Asin, N. Bartosik, O. Behnke, U. Behrens, K. Borras¹⁸, A. Burgmeier, A. Campbell, C. Contreras-Campana, F. Costanza, C. Diez Pardos, G. Dolinska, S. Dooling, T. Dorland, G. Eckerlin, D. Eckstein, T. Eichhorn, G. Flucke, E. Gallo¹⁹, J. Garay Garcia, A. Geiser, A. Gizhko, P. Gunnellini, J. Hauk, M. Hempel²⁰, H. Jung, A. Kalogeropoulos, O. Karacheban²⁰, M. Kasemann, P. Katsas, J. Kieseler, C. Kleinwort, I. Korol, W. Lange, J. Leonard, K. Lipka, A. Lobanov, W. Lohmann²⁰, R. Mankel, I.-A. Melzer-Pellmann, A. B. Meyer, G. Mittag, J. Mnich, A. Mussgiller, S. Naumann-Emme, A. Nayak, E. Ntomari, H. Perrey, D. Pitzl, R. Placakyte, A. Raspereza, B. Roland, M. Ö. Sahin, P. Saxena, T. Schoerner-Sadenius, C. Seitz, S. Spannagel, N. Stefaniuk, K. D. Trippkewitz, R. Walsh, C. Wissing

University of Hamburg, Hamburg, Germany

V. Blobel, M. Centis Vignali, A. R. Draeger, T. Dreyer, J. Erfle, E. Garutti, K. Goebel, D. Gonzalez, M. Görner, J. Haller, M. Hoffmann, R. S. Höing, A. Junkes, R. Klanner, R. Kogler, N. Kovalchuk, T. Lapsien, T. Lenz, I. Marchesini, D. Marconi, M. Meyer, M. Niedziela, D. Nowatschin, J. Ott, F. Pantaleo¹⁶, T. Peiffer, A. Perieanu, N. Pietsch, J. Poehlsen, C. Sander, C. Scharf, P. Schleper, E. Schlieckau, A. Schmidt, S. Schumann, J. Schwandt, V. Sola, H. Stadie, G. Steinbrück, F. M. Stober, H. Tholen, D. Troendle, E. Usai, L. Vanelderren, A. Vanhoefer, B. Vormwald

Institut für Experimentelle Kernphysik, Karlsruhe, Germany

C. Barth, C. Baus, J. Berger, C. Böser, E. Butz, T. Chwalek, F. Colombo, W. De Boer, A. Descroix, A. Dierlamm, S. Fink, F. Frensch, R. Friese, M. Giffels, A. Gilbert, D. Haitz, F. Hartmann¹⁶, S. M. Heindl, U. Husemann, I. Katkov⁴, A. Kornmayer¹⁶, P. Lobelle Pardo, B. Maier, H. Mildner, M. U. Mozer, T. Müller, Th. Müller, M. Plagge, G. Quast, K. Rabbertz, S. Röcker, F. Roscher, M. Schröder, G. Sieber, H. J. Simonis, R. Ulrich, J. Wagner-Kuhr, S. Wayand, M. Weber, T. Weiler, S. Williamson, C. Wöhrmann, R. Wolf

Institute of Nuclear and Particle Physics (INPP), NCSR Demokritos, Aghia Paraskevi, Greece

G. Anagnostou, G. Daskalakis, T. Geralis, V. A. Giakoumopoulou, A. Kyriakis, D. Loukas, A. Psallidas, I. Topsis-Giotis

National and Kapodistrian University of Athens, Athens, Greece

A. Agapitos, S. Kesisoglou, A. Panagiotou, N. Saoulidou, E. Tziaferi

University of Ioánnina, Ioannina, Greece

I. Evangelou, G. Flouris, C. Foudas, P. Kokkas, N. Loukas, N. Manthos, I. Papadopoulos, E. Paradas, J. Strologas

Wigner Research Centre for Physics, Budapest, Hungary

G. Bencze, C. Hajdu, A. Hazi, P. Hidas, D. Horvath²¹, F. Sikler, V. Veszpremi, G. Vesztergombi²², A. J. Zsigmond

Institute of Nuclear Research ATOMKI, Debrecen, Hungary

N. Beni, S. Czellar, J. Karancsi²³, J. Molnar, Z. Szillasi¹⁶

University of Debrecen, Debrecen, Hungary

M. Bartók²², A. Makovec, P. Raics, Z. L. Trocsanyi, B. Ujvari

National Institute of Science Education and Research, Bhubaneswar, India

S. Choudhury²⁴, P. Mal, K. Mandal, D. K. Sahoo, N. Sahoo, S. K. Swain

Panjab University, Chandigarh, India

S. Bansal, S. B. Beri, V. Bhatnagar, R. Chawla, R. Gupta, U. Bhawandeep, A. K. Kalsi, A. Kaur, M. Kaur, R. Kumar, A. Mehta, M. Mittal, J. B. Singh, G. Walia

University of Delhi, Delhi, India

Ashok Kumar, A. Bhardwaj, B. C. Choudhary, R. B. Garg, A. Kumar, S. Malhotra, M. Naimuddin, N. Nishu, K. Ranjan, R. Sharma, V. Sharma

Saha Institute of Nuclear Physics, Kolkata, India

R. Bhattacharya, S. Bhattacharya, K. Chatterjee, S. Dey, S. Dutta, S. Ghosh, N. Majumdar, A. Modak, K. Mondal, S. Mukhopadhyay, S. Nandan, A. Purohit, A. Roy, D. Roy, S. Roy Chowdhury, S. Sarkar, M. Sharan

Bhabha Atomic Research Centre, Mumbai, India

R. Chudasama, D. Dutta, V. Jha, V. Kumar, A. K. Mohanty¹⁶, L. M. Pant, P. Shukla, A. Topkar

Tata Institute of Fundamental Research, Mumbai, India

T. Aziz, S. Banerjee, S. Bhowmik²⁵, R. M. Chatterjee, R. K. Dewanjee, S. Dugad, S. Ganguly, S. Ghosh, M. Guchait, A. Gurtu²⁶, Sa. Jain, G. Kole, S. Kumar, B. Mahakud, M. Maity²⁵, G. Majumder, K. Mazumdar, S. Mitra, G. B. Mohanty, B. Parida, T. Sarkar²⁵, N. Sur, B. Sutar, N. Wickramage²⁷

Indian Institute of Science Education and Research (IISER), Pune, India

S. Chauhan, S. Dube, A. Kapoor, K. Kothekar, A. Rane, S. Sharma

Institute for Research in Fundamental Sciences (IPM), Tehran, Iran

H. Bakhshiansohi, H. Behnamian, S. M. Etesami²⁸, A. Fahim²⁹, M. Khakzad, M. Mohammadi Najafabadi, M. Naseri, S. Paktinat Mehdiabadi, F. Rezaei Hosseinabadi, B. Safarzadeh³⁰, M. Zeinali

University College Dublin, Dublin, Ireland

M. Felcini, M. Grunewald

INFN Sezione di Bari^a, Università di Bari^b, Politecnico di Bari^c, Bari, Italy

M. Abbrescia^{a,b}, C. Calabria^{a,b}, C. Caputo^{a,b}, A. Colaleo^a, D. Creanza^{a,c}, L. Cristella^{a,b}, N. De Filippis^{a,c}, M. De Palma^{a,b}, L. Fiore^a, G. Iaselli^{a,c}, G. Maggi^{a,c}, M. Maggi^a, G. Miniello^{a,b}, S. My^{a,c}, S. Nuzzo^{a,b}, A. Pompili^{a,b}, G. Pugliese^{a,c}, R. Radogna^{a,b}, A. Ranieri^a, G. Selvaggi^{a,b}, L. Silvestris^{a,16}, R. Venditti^{a,b}

INFN Sezione di Bologna^a, Università di Bologna^b, Bologna, Italy

G. Abbiendi^a, C. Battilana¹⁶, D. Bonacorsi^{a,b}, S. Braibant-Giacomelli^{a,b}, L. Brigliadori^{a,b}, R. Campanini^{a,b}, P. Capiluppi^{a,b}, A. Castro^{a,b}, F. R. Cavallo^a, S. S. Chhibra^{a,b}, G. Codispoti^{a,b}, M. Cuffiani^{a,b}, G. M. Dallavalle^a, F. Fabbri^a, A. Fanfani^{a,b}, D. Fasanella^{a,b}, P. Giacomelli^a, C. Grandi^a, L. Guiducci^{a,b}, S. Marcellini^a, G. Masetti^a, A. Montanari^a, F. L. Navarria^{a,b}, A. Perrotta^a, A. M. Rossi^{a,b}, T. Rovelli^{a,b}, G. P. Siroli^{a,b}, N. Tosi^{a,b,16}

INFN Sezione di Catania^a, Università di Catania^b, Catania, Italy

G. Cappello^b, M. Chiorboli^{a,b}, S. Costa^{a,b}, A. Di Mattia^a, F. Giordano^{a,b}, R. Potenza^{a,b}, A. Tricomi^{a,b}, C. Tuve^{a,b}

INFN Sezione di Firenze^a, Università di Firenze^b, Firenze, Italy

G. Barbagli^a, V. Ciulli^{a,b}, C. Civinini^a, R. D'Alessandro^{a,b}, E. Focardi^{a,b}, V. Gori^{a,b}, P. Lenzi^{a,b}, M. Meschini^a, S. Paoletti^a, G. Sguazzoni^a, L. Viliani^{a,b,16}

INFN Laboratori Nazionali di Frascati, Frascati, Italy

L. Benussi, S. Bianco, F. Fabbri, D. Piccolo, F. Primavera¹⁶

INFN Sezione di Genova^a, Università di Genova^b, Genova, Italy

V. Calvelli^{a,b}, F. Ferro^a, M. Lo Vetere^{a,b}, M. R. Monge^{a,b}, E. Robutti^a, S. Tosi^{a,b}

INFN Sezione di Milano-Bicocca^a, Università di Milano-Bicocca^b, Milan, Italy

L. Brianza, M. E. Dinardo^{a,b}, S. Fiorendi^{a,b}, S. Gennai^a, R. Gerosa^{a,b}, A. Ghezzi^{a,b}, P. Govoni^{a,b}, S. Malvezzi^a, R. A. Manzoni^{a,b,16}, B. Marzocchi^{a,b}, D. Menasce^a, L. Moroni^a, M. Paganoni^{a,b}, D. Pedrini^a, S. Ragazzi^{a,b}, N. Redaelli^a, T. Tabarelli de Fatis^{a,b}

INFN Sezione di Napoli^a, Università di Napoli 'Federico II'^b, Napoli, Italy, Università della Basilicata^c, Potenza, Italy, Università G. Marconi^d, Rome, Italy

S. Buontempo^a, N. Cavallo^{a,c}, S. Di Guida^{a,d,16}, M. Esposito^{a,b}, F. Fabozzi^{a,c}, A. O. M. Iorio^{a,b}, G. Lanza^a, L. Lista^a, S. Meola^{a,d,16}, M. Merola^a, P. Paolucci^{a,16}, C. Sciacca^{a,b}, F. Thyssen

INFN Sezione di Padova^a, Università di Padova^b, Padova, Italy, Università di Trento^c, Trento, Italy

P. Azzi^{a,16}, N. Bacchetta^a, M. Bellato^a, L. Benato^{a,b}, D. Bisello^{a,b}, A. Boletti^{a,b}, R. Carlin^{a,b}, A. Carvalho Antunes De Oliveira^{a,b}, P. Checchia^a, M. Dall'Osso^{a,b,16}, T. Dorigo^a, U. Dosselli^a, F. Gasparini^{a,b}, U. Gasparini^{a,b}, A. Gozzelino^a, S. Lacaprara^a, M. Margoni^{a,b}, A. T. Meneguzzo^{a,b}, J. Pazzini^{a,b,16}, N. Pozzobon^{a,b}, P. Ronchese^{a,b}, F. Simonetto^{a,b}, E. Torassa^a, M. Tosi^{a,b}, S. Ventura^a, M. Zanetti, P. Zotto^{a,b}, A. Zucchetta^{a,b,16}, G. Zumerle^{a,b}

INFN Sezione di Pavia^a, Università di Pavia^b, Pavia, ItalyA. Braghieri^a, A. Magnani^{a,b}, P. Montagna^{a,b}, S. P. Ratti^{a,b}, V. Re^a, C. Riccardi^{a,b}, P. Salvini^a, I. Vai^{a,b}, P. Vitulo^{a,b}**INFN Sezione di Perugia^a, Università di Perugia^b, Perugia, Italy**L. Alunni Solestizi^{a,b}, G. M. Bilei^a, D. Ciangottini^{a,b}, L. Fanò^{a,b}, P. Lariccia^{a,b}, G. Mantovani^{a,b}, M. Menichelli^a, A. Saha^a, A. Santocchia^{a,b}**INFN Sezione di Pisa^a, Università di Pisa^b, Scuola Normale Superiore di Pisa^c, Pisa, Italy**K. Androsov^{a,31}, P. Azzurri^{a,16}, G. Bagliesi^a, J. Bernardini^a, T. Boccali^a, R. Castaldi^a, M. A. Ciocci^{a,31}, R. Dell'Orso^a, S. Donato^{a,c}, G. Fedi, L. Foà^{a,c†}, A. Giassi^a, M. T. Grippo^{a,31}, F. Ligabue^{a,c}, T. Lomtadze^a, L. Martini^{a,b}, A. Messineo^{a,b}, F. Palla^a, A. Rizzi^{a,b}, A. Savoy-Navarro^{a,32}, P. Spagnolo^a, R. Tenchini^a, G. Tonelli^{a,b}, A. Venturi^a, P. G. Verdini^a**INFN Sezione di Roma^a, Università di Roma^b, Rome, Italy**L. Barone^{a,b}, F. Cavallari^a, G. D'imperio^{a,b,16}, D. Del Re^{a,b,16}, M. Diemoz^a, S. Gelli^{a,b}, C. Jorda^a, E. Longo^{a,b}, F. Margaroli^{a,b}, P. Meridiani^a, G. Organtini^{a,b}, R. Paramatti^a, F. Preiato^{a,b}, S. Rahatlou^{a,b}, C. Rovelli^a, F. Santanastasio^{a,b}**INFN Sezione di Torino^a, Università di Torino^b, Turin, Italy, Università del Piemonte Orientale^c, Novara, Italy**N. Amapane^{a,b}, R. Arcidiacono^{a,c,16}, S. Argiro^{a,b}, M. Arneodo^{a,c}, R. Bellan^{a,b}, C. Biino^a, N. Cartiglia^a, M. Costa^{a,b}, R. Covarelli^{a,b}, A. Degano^{a,b}, G. Dellacasa^a, N. Demaria^a, L. Finco^{a,b}, C. Mariotti^a, S. Maselli^a, E. Migliore^{a,b}, V. Monaco^{a,b}, E. Monteil^{a,b}, M. M. Obertino^{a,b}, L. Pacher^{a,b}, N. Pastrone^a, M. Pelliccioni^a, G. L. Pinna Angioni^{a,b}, F. Ravera^{a,b}, A. Romero^{a,b}, M. Ruspa^{a,c}, R. Sacchi^{a,b}, A. Solano^{a,b}, A. Staiano^a**INFN Sezione di Trieste^a, Università di Trieste^b, Trieste, Italy**S. Belforte^a, V. Candelise^{a,b}, M. Casarsa^a, F. Cossutti^a, G. Della Ricca^{a,b}, B. Gobbo^a, C. La Licata^{a,b}, A. Schizzi^{a,b}, A. Zanetti^a**Kangwon National University, Chuncheon, Korea**

A. Kropivnitskaya, S. K. Nam

Kyungpook National University, Daegu, Korea

D. H. Kim, G. N. Kim, M. S. Kim, D. J. Kong, S. Lee, Y. D. Oh, S. W. Lee, A. Sakharov, D. C. Son

Chonbuk National University, Jeonju, Korea

J. A. Brochero Cifuentes, H. Kim, T. J. Kim

Institute for Universe and Elementary Particles, Chonnam National University, Kwangju, Korea

S. Song

Korea University, Seoul, Korea

S. Cho, S. Choi, Y. Go, D. Gyun, B. Hong, H. Kim, Y. Kim, B. Lee, K. Lee, K. S. Lee, S. Lee, J. Lim, S. K. Park, Y. Roh

Seoul National University, Seoul, Korea

H. D. Yoo

University of Seoul, Seoul, Korea

M. Choi, H. Kim, J. H. Kim, J. S. H. Lee, I. C. Park, G. Ryu, M. S. Ryu

Sungkyunkwan University, Suwon, Korea

Y. Choi, J. Goh, D. Kim, E. Kwon, J. Lee, I. Yu

Vilnius University, Vilnius, Lithuania

V. Dudenas, A. Juodagalvis, J. Vaitkus

National Centre for Particle Physics, Universiti Malaya, Kuala Lumpur, MalaysiaI. Ahmed, Z. A. Ibrahim, J. R. Komaragiri, M. A. B. Md Ali³³, F. Mohamad Idris³⁴, W. A. T. Wan Abdullah, M. N. Yusli, Z. Zolkapli**Centro de Investigacion y de Estudios Avanzados del IPN, Mexico City, Mexico**E. Casimiro Linares, H. Castilla-Valdez, E. De La Cruz-Burelo, I. Heredia-De La Cruz³⁵, A. Hernandez-Almada, R. Lopez-Fernandez, J. Mejia Guisao, A. Sanchez-Hernandez

Universidad Iberoamericana, Mexico City, Mexico

S. Carrillo Moreno, F. Vazquez Valencia

Benemerita Universidad Autonoma de Puebla, Puebla, Mexico

I. Pedraza, H. A. Salazar Ibarguen

Universidad Autónoma de San Luis Potosí, San Luis Potosí, Mexico

A. Morelos Pineda

University of Auckland, Auckland, New Zealand

D. Krofcheck

University of Canterbury, Christchurch, New Zealand

P. H. Butler

National Centre for Physics, Quaid-I-Azam University, Islamabad, Pakistan

A. Ahmad, M. Ahmad, Q. Hassan, H. R. Hoorani, W. A. Khan, T. Khurshid, M. Shoaib, M. Waqas

National Centre for Nuclear Research, Swierk, Poland

H. Bialkowska, M. Bluj, B. Boimska, T. Frueboes, M. Górski, M. Kazana, K. Nawrocki, K. Romanowska-Rybinska, M. Szleper, P. Traczyk, P. Zalewski

Institute of Experimental Physics, Faculty of Physics, University of Warsaw, Warsaw, Poland

G. Brona, K. Bunkowski, A. Byszuk³⁶, K. Doroba, A. Kalinowski, M. Konecki, J. Krolikowski, M. Misiura, M. Olszewski, M. Walczak

Laboratório de Instrumentação e Física Experimental de Partículas, Lisbon, Portugal

P. Bargassa, C. Beirão Da Cruz E Silva, A. Di Francesco, P. Faccioli, P. G. Ferreira Parracho, M. Gallinaro, J. Hollar, N. Leonardo, L. Lloret Iglesias, M. V. Nemallapudi, F. Nguyen, J. Rodrigues Antunes, J. Seixas, O. Toldaiev, D. Vadrucio, J. Varela, P. Vischia

Joint Institute for Nuclear Research, Dubna, Russia

S. Afanasiev, P. Bunin, M. Gavrilenko, I. Golutvin, I. Gorbunov, A. Kamenev, V. Karjavin, A. Lanev, A. Malakhov, V. Matveev^{37,38}, P. Moisenz, V. Palichik, V. Perelygin, S. Shmatov, S. Shulha, N. Skatchkov, V. Smirnov, A. Zarubin

Petersburg Nuclear Physics Institute, Gatchina, St. Petersburg, Russia

V. Golovtsov, Y. Ivanov, V. Kim³⁹, E. Kuznetsova, P. Levchenko, V. Murzin, V. Oreshkin, I. Smirnov, V. Sulimov, L. Uvarov, S. Vavilov, A. Vorobyev

Institute for Nuclear Research, Moscow, Russia

Yu. Andreev, A. Dermenev, S. Gninenko, N. Golubev, A. Karneyeu, M. Kirsanov, N. Krasnikov, A. Pashenkov, D. Tlisov, A. Toropin

Institute for Theoretical and Experimental Physics, Moscow, Russia

V. Epshteyn, V. Gavrilo, N. Lychkovskaya, V. Popov, I. Pozdnyakov, G. Safronov, A. Spiridonov, E. Vlasov, A. Zhokin

National Research Nuclear University 'Moscow Engineering Physics Institute' (MEPhI), Moscow, Russia

R. Chistov, M. Danilov, O. Markin, V. Rusinov, E. Tarkovskii

P. N. Lebedev Physical Institute, Moscow, Russia

V. Andreev, M. Azarkin³⁸, I. Dremin³⁸, M. Kirakosyan, A. Leonidov³⁸, G. Mesyats, S. V. Rusakov

Skobeltsyn Institute of Nuclear Physics, Lomonosov Moscow State University, Moscow, Russia

A. Baskakov, A. Belyaev, E. Boos, M. Dubinin⁴⁰, L. Dudko, A. Ershov, A. Gribushin, V. Klyukhin, O. Kodolova, I. Lokhtin, I. Miagkov, S. Obraztsov, S. Petrushanko, V. Savrin, A. Snigirev

State Research Center of Russian Federation, Institute for High Energy Physics, Protvino, Russia

I. Azhgirey, I. Bayshev, S. Bitioukov, V. Kachanov, A. Kalinin, D. Konstantinov, V. Krychkin, V. Petrov, R. Ryutin, A. Sobol, L. Tourchanovitch, S. Troshin, N. Tyurin, A. Uzunian, A. Volkov

Faculty of Physics and Vinca Institute of Nuclear Sciences, University of Belgrade, Belgrade, SerbiaP. Adzic⁴¹, P. Cirkovic, D. Devetak, J. Milosevic, V. Rekovic**Centro de Investigaciones Energéticas Medioambientales y Tecnológicas (CIEMAT), Madrid, Spain**

J. Alcaraz Maestre, E. Calvo, M. Cerrada, M. Chamizo Llatas, N. Colino, B. De La Cruz, A. Delgado Peris, A. Escalante Del Valle, C. Fernandez Bedoya, J. P. Fernández Ramos, J. Flix, M. C. Fouz, P. Garcia-Abia, O. Gonzalez Lopez, S. Goy Lopez, J. M. Hernandez, M. I. Josa, E. Navarro De Martino, A. Pérez-Calero Yzquierdo, J. Puerta Pelayo, A. Quintario Olmeda, I. Redondo, L. Romero, M. S. Soares

Universidad Autónoma de Madrid, Madrid, Spain

J. F. de Trocóniz, M. Missiroli, D. Moran

Universidad de Oviedo, Oviedo, SpainJ. Cuevas, J. Fernandez Menendez, S. Folgueras, I. Gonzalez Caballero, E. Palencia Cortezon¹⁶, J. M. Vizan Garcia**Instituto de Física de Cantabria (IFCA), CSIC-Universidad de Cantabria, Santander, Spain**

I. J. Cabrillo, A. Calderon, J. R. Castiñeiras De Saa, E. Curras, P. De Castro Manzano, M. Fernandez, J. Garcia-Ferrero, G. Gomez, A. Lopez Virto, J. Marco, R. Marco, C. Martinez Rivero, F. Matorras, J. Piedra Gomez, T. Rodrigo, A. Y. Rodríguez-Marrero, A. Ruiz-Jimeno, L. Scodellaro, N. Trevisani, I. Vila, R. Vilar Cortabitarte

CERN, European Organization for Nuclear Research, Geneva, SwitzerlandD. Abbaneo, E. Auffray, G. Auzinger, M. Bachtis, P. Baillon, A. H. Ball, D. Barney, A. Benaglia, L. Benhabib, G. M. Berruti, P. Bloch, A. Bocci, A. Bonato, C. Botta, H. Breuker, T. Camporesi, R. Castello, M. Cepeda, G. Cerminara, M. D'Alfonso, D. d'Enterria, A. Dabrowski, V. Daponte, A. David, M. De Gruttola, F. De Guio, A. De Roeck, E. Di Marco⁴², M. Dobson, M. Dordevic, B. Dorney, T. du Pree, D. Duggan, M. Dünser, N. Dupont, A. Elliott-Peisert, G. Franzoni, J. Fulcher, W. Funk, D. Gigi, K. Gill, D. Giordano, M. Girone, F. Glege, R. Guida, S. Gundacker, M. Guthoff, J. Hammer, P. Harris, J. Hegeman, V. Innocente, P. Janot, H. Kirschenmann, V. Knünz, M. J. Kortelainen, K. Kousouris, P. Lecoq, C. Lourenço, M. T. Lucchini, N. Magini, L. Malgeri, M. Mannelli, A. Martelli, L. Masetti, F. Meijers, S. Mersi, E. Meschi, F. Moortgat, S. Morovic, M. Mulders, H. Neugebauer, S. Orfanelli⁴³, L. Orsini, L. Pape, E. Perez, M. Peruzzi, A. Petrilli, G. Petrucciani, A. Pfeiffer, M. Pierini, D. Piparo, A. Racz, T. Reis, G. Rolandi⁴⁴, M. Rovere, M. Ruan, H. Sakulin, J. B. Sauvan, C. Schäfer, C. Schwick, M. Seidel, A. Sharma, P. Silva, M. Simon, P. Sphicas⁴⁵, J. Steggemann, M. Stoye, Y. Takahashi, D. Treille, A. Triossi, A. Tsiros, G. I. Veres²², N. Wardle, H. K. Wöhri, A. Zagozdinska³⁶, W. D. Zeuner**Paul Scherrer Institut, Villigen, Switzerland**

W. Bertl, K. Deiters, W. Erdmann, R. Horisberger, Q. Ingram, H. C. Kaestli, D. Kotlinski, U. Langenegger, T. Rohe

Institute for Particle Physics, ETH Zurich, Zurich, SwitzerlandF. Bachmair, L. Bäni, L. Bianchini, B. Casal, G. Dissertori, M. Dittmar, M. Donegà, P. Eller, C. Grab, C. Heidegger, D. Hits, J. Hoss, G. Kasieczka, P. Lecomte[†], W. Lustermann, B. Mangano, M. Marionneau, P. Martinez Ruiz del Arbol, M. Masciovecchio, M. T. Meinhard, D. Meister, F. Micheli, P. Musella, F. Nessi-Tedaldi, F. Pandolfi, J. Pata, F. Pauss, G. Perrin, L. Perrozzzi, M. Quittnat, M. Rossini, M. Schönenberger, A. Starodumov⁴⁶, M. Takahashi, V. R. Tavolaro, K. Theofilatos, R. Wallny**Universität Zürich, Zurich, Switzerland**T. K. Aarrestad, C. AMSler⁴⁷, L. Caminada, M. F. Canelli, V. Chiochia, A. De Cosa, C. Galloni, A. Hinzmann, T. Hreus, B. Kilminster, C. Lange, J. Ngadiuba, D. Pinna, G. Rauco, P. Robmann, D. Salerno, Y. Yang**National Central University, Chung-Li, Taiwan**

K. H. Chen, T. H. Doan, Sh. Jain, R. Khurana, M. Konyushikhin, C. M. Kuo, W. Lin, Y. J. Lu, A. Pozdnyakov, S. S. Yu

National Taiwan University (NTU), Taipei, Taiwan

Arun Kumar, P. Chang, Y. H. Chang, Y. W. Chang, Y. Chao, K. F. Chen, P. H. Chen, C. Dietz, F. Fiori, U. Grundler, W.-S. Hou, Y. Hsiung, Y. F. Liu, R.-S. Lu, M. Miñano Moya, E. Petrakou, J. F. Tsai, Y. M. Tzeng

Department of Physics, Faculty of Science, Chulalongkorn University, Bangkok, Thailand

B. Asavapibhop, K. Kovitangoon, G. Singh, N. Srimanobhas, N. Suwonjandee

Cukurova University, Adana, Turkey

A. Adiguzel, M. N. Bakirci⁴⁵, S. Cerci⁴⁹, S. Damarseckin, Z. S. Demiroglu, C. Dozen, I. Dumanoglu, E. Eskut, S. Girgis, G. Gokbulut, Y. Guler, E. Gurpinar, I. Hos, E. E. Kangal⁵⁰, A. Kayis Topaksu, G. Onengut⁵¹, K. Ozdemir⁵², C. Zorbilmez

Physics Department, Middle East Technical University, Ankara, Turkey

B. Bilin, S. Bilmis, B. Isildak⁵³, G. Karapinar⁵⁴, M. Yalvac, M. Zeyrek

Bogazici University, Istanbul, Turkey

E. Gülmez, M. Kaya⁵⁵, O. Kaya⁵⁶, E. A. Yetkin⁵⁷, T. Yetkin⁵⁸

Istanbul Technical University, Istanbul, Turkey

A. Cakir, K. Cankocak, S. Sen⁵⁹, F. I. Vardarli

Institute for Scintillation Materials of National Academy of Science of Ukraine, Kharkov, Ukraine

B. Grynyov

National Scientific Center, Kharkov Institute of Physics and Technology, Kharkov, Ukraine

L. Levchuk, P. Sorokin

University of Bristol, Bristol, UK

R. Aggleton, F. Ball, L. Beck, J. J. Brooke, D. Burns, E. Clement, D. Cussans, H. Flacher, J. Goldstein, M. Grimes, G. P. Heath, H. F. Heath, J. Jacob, L. Kreczko, C. Lucas, Z. Meng, D. M. Newbold⁶⁰, S. Paramesvaran, A. Poll, T. Sakuma, S. Seif El Nasr-storey, S. Senkin, D. Smith, V. J. Smith

Rutherford Appleton Laboratory, Didcot, UK

K. W. Bell, A. Belyaev⁶¹, C. Brew, R. M. Brown, L. Calligaris, D. Cieri, D. J. A. Cockerill, J. A. Coughlan, K. Harder, S. Harper, E. Olaiya, D. Petyt, C. H. Shepherd-Themistocleous, A. Thea, I. R. Tomalin, T. Williams, S. D. Worm

Imperial College, London, UK

M. Baber, R. Bainbridge, O. Buchmuller, A. Bundock, D. Burton, S. Casasso, M. Citron, D. Colling, L. Corpe, P. Dauncey, G. Davies, A. De Wit, M. Della Negra, P. Dunne, A. Elwood, D. Futyan, G. Hall, G. Iles, R. Lane, R. Lucas⁶⁰, L. Lyons, A.-M. Magnan, S. Malik, J. Nash, A. Nikitenko⁴⁶, J. Pela, B. Penning, M. Pesaresi, D. M. Raymond, A. Richards, A. Rose, C. Seez, A. Tapper, K. Uchida, M. Vazquez Acosta⁶², T. Virdee, S. C. Zenz

Brunel University, Uxbridge, UK

J. E. Cole, P. R. Hobson, A. Khan, P. Kyberd, D. Leslie, I. D. Reid, P. Symonds, L. Teodorescu, M. Turner

Baylor University, Waco, USA

A. Borzou, K. Call, J. Dittmann, K. Hatakeyama, H. Liu, N. Pastika

The University of Alabama, Tuscaloosa, USA

O. Charaf, S. I. Cooper, C. Henderson, P. Rumerio

Boston University, Boston, USA

D. Arcaro, A. Avetisyan, T. Bose, D. Gastler, D. Rankin, C. Richardson, J. Rohlf, L. Sulak, D. Zou

Brown University, Providence, USA

J. Alimena, G. Benelli, E. Berry, D. Cutts, A. Ferapontov, A. Garabedian, J. Hakala, U. Heintz, O. Jesus, E. Laird, G. Landsberg, Z. Mao, M. Narain, S. Piperov, S. Sagir, R. Syarif

University of California, Davis, Davis, USA

R. Breedon, G. Breto, M. Calderon De La Barca Sanchez, S. Chauhan, M. Chertok, J. Conway, R. Conway, P. T. Cox, R. Erbacher, G. Funk, M. Gardner, W. Ko, R. Lander, C. Mclean, M. Mulhearn, D. Pellett, J. Pilot, F. Ricci-Tam, S. Shalhout, J. Smith, M. Squires, D. Stolp, M. Tripathi, S. Wilbur, R. Yohay

University of California, Los Angeles, USA

R. Cousins, P. Everaerts, A. Florent, J. Hauser, M. Ignatenko, D. Saltzberg, E. Takasugi, V. Valuev, M. Weber

University of California, Riverside, Riverside, USA

K. Burt, R. Clare, J. Ellison, J. W. Gary, G. Hanson, J. Heilman, M. Ivova Paneva, P. Jandir, E. Kennedy, F. Lacroix, O. R. Long, M. Malberti, M. Olmedo Negrete, A. Shrinivas, H. Wei, S. Wimpenny, B. R. Yates

University of California, San Diego, La Jolla, USA

J. G. Branson, G. B. Cerati, S. Cittolin, R. T. D'Agnolo, M. Derdzinski, A. Holzner, R. Kelley, D. Klein, J. Letts, I. Macneill, D. Olivito, S. Padhi, M. Pieri, M. Sani, V. Sharma, S. Simon, M. Tadel, A. Vartak, S. Wasserbaech⁶³, C. Welke, F. Würthwein, A. Yagil, G. Zevi Della Porta

University of California, Santa Barbara, Santa Barbara, USA

J. Bradmiller-Feld, C. Campagnari, A. Dishaw, V. Dutta, K. Flowers, M. Franco Sevilla, P. Geffert, C. George, F. Golf, L. Gouskos, J. Gran, J. Incandela, N. Mccoll, S. D. Mullin, J. Richman, D. Stuart, I. Suarez, C. West, J. Yoo

California Institute of Technology, Pasadena, USA

D. Anderson, A. Apresyan, J. Bendavid, A. Bornheim, J. Bunn, Y. Chen, J. Duarte, A. Mott, H. B. Newman, C. Pena, M. Spiropulu, J. R. Vlimant, S. Xie, R. Y. Zhu

Carnegie Mellon University, Pittsburgh, USA

M. B. Andrews, V. Azzolini, A. Calamba, B. Carlson, T. Ferguson, M. Paulini, J. Russ, M. Sun, H. Vogel, I. Vorobiev

University of Colorado Boulder, Boulder, USA

J. P. Cumalat, W. T. Ford, A. Gaz, F. Jensen, A. Johnson, M. Krohn, T. Mulholland, U. Nauenberg, K. Stenson, S. R. Wagner

Cornell University, Ithaca, USA

J. Alexander, A. Chatterjee, J. Chaves, J. Chu, S. Dittmer, N. Eggert, N. Mirman, G. Nicolas Kaufman, J. R. Patterson, A. Rinkevicius, A. Ryd, L. Skinnari, L. Soffi, W. Sun, S. M. Tan, W. D. Teo, J. Thom, J. Thompson, J. Tucker, Y. Weng, P. Wittich

Fermi National Accelerator Laboratory, Batavia, USA

S. Abdullin, M. Albrow, G. Apollinari, S. Banerjee, L. A. T. Bauerdick, A. Beretvas, J. Berryhill, P. C. Bhat, G. Bolla, K. Burkett, J. N. Butler, H. W. K. Cheung, F. Chlebana, S. Cihangir, V. D. Elvira, I. Fisk, J. Freeman, E. Gottschalk, L. Gray, D. Green, S. Grünendahl, O. Gutsche, J. Hanlon, D. Hare, R. M. Harris, S. Hasegawa, J. Hirschauer, Z. Hu, B. Jayatilaka, S. Jindariani, M. Johnson, U. Joshi, B. Klima, B. Kreis, S. Lammel, J. Lewis, J. Linacre, D. Lincoln, R. Lipton, T. Liu, R. Lopes De Sá, J. Lykken, K. Maeshima, J. M. Marraffino, S. Maruyama, D. Mason, P. McBride, P. Merkel, S. Mrenna, S. Nahn, C. Newman-Holmes[†], V. O'Dell, K. Pedro, O. Prokofyev, G. Rakness, E. Sexton-Kennedy, A. Soha, W. J. Spalding, L. Spiegel, S. Stoynev, N. Strobbe, L. Taylor, S. Tkaczyk, N. V. Tran, L. Uplegger, E. W. Vaandering, C. Vernieri, M. Verzocchi, R. Vidal, M. Wang, H. A. Weber, A. Whitbeck

University of Florida, Gainesville, USA

D. Acosta, P. Avery, P. Bortignon, D. Bourilkov, A. Brinkerhoff, A. Carnes, M. Carver, D. Curry, S. Das, R. D. Field, I. K. Furic, J. Konigsberg, A. Korytov, K. Kotov, P. Ma, K. Matchev, H. Mei, P. Milenovic⁶⁴, G. Mitselmakher, D. Rank, R. Rossin, L. Shchutska, M. Snowball, D. Sperka, N. Terentyev, L. Thomas, J. Wang, S. Wang, J. Yelton

Florida International University, Miami, USA

S. Linn, P. Markowitz, G. Martinez, J. L. Rodriguez

Florida State University, Tallahassee, USA

A. Ackert, J. R. Adams, T. Adams, A. Askew, S. Bein, J. Bochenek, B. Diamond, J. Haas, S. Hagopian, V. Hagopian, K. F. Johnson, A. Khatiwada, H. Prosper, M. Weinberg

Florida Institute of Technology, Melbourne, USA

M. M. Baarmand, V. Bhopatkar, S. Colafranceschi⁶⁵, M. Hohlmann, H. Kalakhety, D. Noonan, T. Roy, F. Yumiceva

University of Illinois at Chicago (UIC), Chicago, USA

M. R. Adams, L. Apanasevich, D. Berry, R. R. Betts, I. Bucinskaite, R. Cavanaugh, O. Evdokimov, L. Gauthier, C. E. Gerber, D. J. Hofman, P. Kurt, C. O'Brien, I. D. Sandoval Gonzalez, P. Turner, N. Varelas, Z. Wu, M. Zakaria, J. Zhang

The University of Iowa, Iowa City, USA

B. Bilki⁶⁶, W. Clarida, K. Dilsiz, S. Durgut, R. P. Gandrajula, M. Haytmyradov, V. Khristenko, J.-P. Merlo, H. Mermerkaya⁶⁷, A. Mestvirishvili, A. Moeller, J. Nachtman, H. Ogul, Y. Onel, F. Ozok⁶⁸, A. Penzo, C. Snyder, E. Tiras, J. Wetzel, K. Yi

Johns Hopkins University, Baltimore, USA

I. Anderson, B. A. Barnett, B. Blumenfeld, A. Cocoros, N. Eminizer, D. Fehling, L. Feng, A. V. Gritsan, P. Maksimovic, M. Osherson, J. Roskes, U. Sarica, M. Swartz, M. Xiao, Y. Xin, C. You

The University of Kansas, Lawrence, USA

P. Baringer, A. Bean, C. Bruner, R. P. KennyIII, D. Majumder, M. Malek, W. Mcbrayer, M. Murray, S. Sanders, R. Stringer, Q. Wang

Kansas State University, Manhattan, USA

A. Ivanov, K. Kaadze, S. Khalil, M. Makouski, Y. Maravin, A. Mohammadi, L. K. Saini, N. Skhirtladze, S. Toda

Lawrence Livermore National Laboratory, Livermore, USA

D. Lange, F. Rebassoo, D. Wright

University of Maryland, College Park, USA

C. Anelli, A. Baden, O. Baron, A. Belloni, B. Calvert, S. C. Eno, C. Ferraioli, J. A. Gomez, N. J. Hadley, S. Jabeen, R. G. Kellogg, T. Kolberg, J. Kunkle, Y. Lu, A. C. Mignerey, Y. H. Shin, A. Skuja, M. B. Tonjes, S. C. Tonwar

Massachusetts Institute of Technology, Cambridge, USA

A. Apyan, R. Barbieri, A. Baty, R. Bi, K. Bierwagen, S. Brandt, W. Busza, I. A. Cali, Z. Demiragli, L. Di Matteo, G. Gomez Ceballos, M. Goncharov, D. Gulhan, Y. Iiyama, G. M. Innocenti, M. Klute, D. Kovalskiy, K. Krajczar, Y. S. Lai, Y.-J. Lee, A. Levin, P. D. Luckey, A. C. Marini, C. McGinn, C. Mironov, S. Narayanan, X. Niu, C. Paus, C. Roland, G. Roland, J. Salfeld-Nebgen, G. S. F. Stephans, K. Sumorok, K. Tatar, M. Varma, D. Velicanu, J. Veverka, J. Wang, T. W. Wang, B. Wyslouch, M. Yang, V. Zhukova

University of Minnesota, Minneapolis, USA

A. C. Benvenuti, B. Dahmes, A. Evans, A. Finkel, A. Gude, P. Hansen, S. Kalafut, S. C. Kao, K. Klapoetke, Y. Kubota, Z. Lesko, J. Mans, S. Nourbakhsh, N. Ruckstuhl, R. Rusack, N. Tambe, J. Turkewitz

University of Mississippi, Oxford, USA

J. G. Acosta, S. Oliveros

University of Nebraska-Lincoln, Lincoln, USA

E. Avdeeva, R. Bartek, K. Bloom, S. Bose, D. R. Claes, A. Dominguez, C. Fangmeier, R. Gonzalez Suarez, R. Kamalieddin, D. Knowlton, I. Kravchenko, F. Meier, J. Monroy, F. Ratnikov, J. E. Siado, G. R. Snow, B. Stieger

State University of New York at Buffalo, Buffalo, USA

M. Alyari, J. Dolen, J. George, A. Godshalk, C. Harrington, I. Iashvili, J. Kaisen, A. Kharchilava, A. Kumar, S. Rappoccio, B. Roozbahani

Northeastern University, Boston, USA

G. Alverson, E. Barberis, D. Baumgartel, M. Chasco, A. Hortiangtham, A. Massironi, D. M. Morse, D. Nash, T. Orimoto, R. Teixeira De Lima, D. Trocino, R.-J. Wang, D. Wood, J. Zhang

Northwestern University, Evanston, USA

S. Bhattacharya, K. A. Hahn, A. Kubik, J. F. Low, N. Mucia, N. Odell, B. Pollack, M. H. Schmitt, K. Sung, M. Trovato, M. Velasco

University of Notre Dame, Notre Dame, USA

N. Dev, M. Hildreth, C. Jessop, D. J. Karmgard, N. Kellams, K. Lannon, N. Marinelli, F. Meng, C. Mueller, Y. Musienko³⁷, M. Planer, A. Reinsvold, R. Ruchti, N. Rupprecht, G. Smith, S. Taroni, N. Valls, M. Wayne, M. Wolf, A. Woodard

The Ohio State University, Columbus, USA

L. Antonelli, J. Brinson, B. Bylsma, L. S. Durkin, S. Flowers, A. Hart, C. Hill, R. Hughes, W. Ji, T. Y. Ling, B. Liu, W. Luo, D. Puigh, M. Rodenburg, B. L. Winer, H. W. Wulsin

Princeton University, Princeton, USA

O. Driga, P. Elmer, J. Hardenbrook, P. Hebda, S. A. Koay, P. Lujan, D. Marlow, T. Medvedeva, M. Mooney, J. Olsen, C. Palmer, P. Piroué, D. Stickland, C. Tully, A. Zuranski

University of Puerto Rico, Mayaguez, USA

S. Malik

Purdue University, West Lafayette, USA

A. Barker, V. E. Barnes, D. Benedetti, D. Bortoletto, L. Gutay, M. K. Jha, M. Jones, A. W. Jung, K. Jung, D. H. Miller, N. Neumeister, B. C. Radburn-Smith, X. Shi, I. Shipsey, D. Silvers, J. Sun, A. Svyatkovskiy, F. Wang, W. Xie, L. Xu

Purdue University Calumet, Hammond, USA

N. Parashar, J. Stupak

Rice University, Houston, USA

A. Adair, B. Akgun, Z. Chen, K. M. Ecklund, F. J. M. Geurts, M. Guilbaud, W. Li, B. Michlin, M. Northup, B. P. Padley, R. Redjimi, J. Roberts, J. Rorie, Z. Tu, J. Zabel

University of Rochester, Rochester, USA

B. Betchart, A. Bodek, P. de Barbaro, R. Demina, Y. Eshaq, T. Ferbel, M. Galanti, A. Garcia-Bellido, J. Han, O. Hindrichs, A. Khukhunaishvili, K. H. Lo, P. Tan, M. Verzetti

Rutgers, The State University of New Jersey, Piscataway, USA

J. P. Chou, E. Contreras-Campana, D. Ferencek, Y. Gershtein, E. Halkiadakis, M. Heindl, D. Hidas, E. Hughes, S. Kaplan, R. Kunnawalkam Elayavalli, A. Lath, K. Nash, H. Saka, S. Salur, S. Schnetzer, D. Sheffield, S. Somalwar, R. Stone, S. Thomas, P. Thomassen, M. Walker

University of Tennessee, Knoxville, USA

M. Foerster, G. Riley, K. Rose, S. Spanier, K. Thapa

Texas A&M University, College Station, USAO. Bouhali⁶⁹, A. Castaneda Hernandez⁶⁹, A. Celik, M. Dalchenko, M. De Mattia, A. Delgado, S. Dildick, R. Eusebi, J. Gilmore, T. Huang, T. Kamon⁷⁰, V. Krutelyov, R. Mueller, I. Osipenkov, Y. Pakhotin, R. Patel, A. Perloff, D. Rathjens, A. Rose, A. Safonov, A. Tatarinov, K. A. Ulmer**Texas Tech University, Lubbock, USA**

N. Akchurin, C. Cowden, J. Damgov, C. Dragoiu, P. R. Duerdo, J. Faulkner, S. Kunori, K. Lamichhane, S. W. Lee, T. Libeiro, S. Undleeb, I. Volobouev

Vanderbilt University, Nashville, USA

E. Appelt, A. G. Delannoy, S. Greene, A. Gurrola, R. Janjam, W. Johns, C. Maguire, Y. Mao, A. Melo, H. Ni, P. Sheldon, S. Tuo, J. Velkovska, Q. Xu

University of Virginia, Charlottesville, USA

M. W. Arenton, B. Cox, B. Francis, J. Goodell, R. Hirosky, A. Ledovskoy, H. Li, C. Neu, T. Sinthuprasith, X. Sun, Y. Wang, E. Wolfe, J. Wood, F. Xia

Wayne State University, Detroit, USA

C. Clarke, R. Harr, P. E. Karchin, C. Kottachchi Kankanamge Don, P. Lamichhane, J. Sturdy

University of Wisconsin-Madison, Madison, WI, USA

D. A. Belknap, D. Carlsmith, S. Dasu, L. Dodd, S. Duric, B. Gomber, M. Grothe, M. Herndon, A. Hervé, P. Klabbers, A. Lanaro, A. Levine, K. Long, R. Loveless, A. Mohapatra, I. Ojalvo, T. Perry, G. A. Pierro, G. Polese, T. Ruggles, T. Sarangi, A. Savin, A. Sharma, N. Smith, W. H. Smith, D. Taylor, P. Verwilligen, N. Woods

† **Deceased**

1: Also at Vienna University of Technology, Vienna, Austria

2: Also at State Key Laboratory of Nuclear Physics and Technology, Peking University, Beijing, China

3: Also at Institut Pluridisciplinaire Hubert Curien, Université de Strasbourg, Université de Haute Alsace Mulhouse, CNRS/IN2P3, Strasbourg, France

4: Also at Skobeltsyn Institute of Nuclear Physics, Lomonosov Moscow State University, Moscow, Russia

5: Also at Universidade Estadual de Campinas, Campinas, Brazil

6: Also at Centre National de la Recherche Scientifique (CNRS)-IN2P3, Paris, France

- 7: Also at Université Libre de Bruxelles, Brussels, Belgium
- 8: Also at Laboratoire Leprince-Ringuet, Ecole Polytechnique, IN2P3-CNRS, Palaiseau, France
- 9: Also at Joint Institute for Nuclear Research, Dubna, Russia
- 10: Also at Suez University, Suez, Egypt
- 11: Now at British University in Egypt, Cairo, Egypt
- 12: Also at Cairo University, Cairo, Egypt
- 13: Now at Helwan University, Cairo, Egypt
- 14: Now at Ain Shams University, Cairo, Egypt
- 15: Also at Université de Haute Alsace, Mulhouse, France
- 16: Also at CERN, European Organization for Nuclear Research, Geneva, Switzerland
- 17: Also at Tbilisi State University, Tbilisi, Georgia
- 18: Also at RWTH Aachen University, III. Physikalisches Institut A, Aachen, Germany
- 19: Also at University of Hamburg, Hamburg, Germany
- 20: Also at Brandenburg University of Technology, Cottbus, Germany
- 21: Also at Institute of Nuclear Research ATOMKI, Debrecen, Hungary
- 22: Also at MTA-ELTE Lendület CMS Particle and Nuclear Physics Group, Eötvös Loránd University, Budapest, Hungary
- 23: Also at University of Debrecen, Debrecen, Hungary
- 24: Also at Indian Institute of Science Education and Research, Bhopal, India
- 25: Also at University of Visva-Bharati, Santiniketan, India
- 26: Now at King Abdulaziz University, Jeddah, Saudi Arabia
- 27: Also at University of Ruhuna, Matara, Sri Lanka
- 28: Also at Isfahan University of Technology, Isfahan, Iran
- 29: Also at University of Tehran, Department of Engineering Science, Tehran, Iran
- 30: Also at Plasma Physics Research Center, Science and Research Branch, Islamic Azad University, Tehran, Iran
- 31: Also at Università degli Studi di Siena, Siena, Italy
- 32: Also at Purdue University, West Lafayette, USA
- 33: Also at International Islamic University of Malaysia, Kuala Lumpur, Malaysia
- 34: Also at Malaysian Nuclear Agency, MOSTI, Kajang, Malaysia
- 35: Also at Consejo Nacional de Ciencia y Tecnología, Mexico city, Mexico
- 36: Also at Warsaw University of Technology, Institute of Electronic Systems, Warsaw, Poland
- 37: Also at Institute for Nuclear Research, Moscow, Russia
- 38: Now at National Research Nuclear University 'Moscow Engineering Physics Institute' (MEPhI), Moscow, Russia
- 39: Also at St. Petersburg State Polytechnical University, St. Petersburg, Russia
- 40: Also at California Institute of Technology, Pasadena, USA
- 41: Also at Faculty of Physics, University of Belgrade, Belgrade, Serbia
- 42: Also at INFN Sezione di Roma; Università di Roma, Rome, Italy
- 43: Also at National Technical University of Athens, Athens, Greece
- 44: Also at Scuola Normale e Sezione dell'INFN, Pisa, Italy
- 45: Also at National and Kapodistrian University of Athens, Athens, Greece
- 46: Also at Institute for Theoretical and Experimental Physics, Moscow, Russia
- 47: Also at Albert Einstein Center for Fundamental Physics, Bern, Switzerland
- 48: Also at Gaziosmanpasa University, Tokat, Turkey
- 49: Also at Adiyaman University, Adiyaman, Turkey
- 50: Also at Mersin University, Mersin, Turkey
- 51: Also at Cag University, Mersin, Turkey
- 52: Also at Piri Reis University, Istanbul, Turkey
- 53: Also at Ozyegin University, Istanbul, Turkey
- 54: Also at Izmir Institute of Technology, Izmir, Turkey
- 55: Also at Marmara University, Istanbul, Turkey
- 56: Also at Kafkas University, Kars, Turkey
- 57: Also at Istanbul Bilgi University, Istanbul, Turkey
- 58: Also at Yildiz Technical University, Istanbul, Turkey
- 59: Also at Hacettepe University, Ankara, Turkey

- 60: Also at Rutherford Appleton Laboratory, Didcot, UK
61: Also at School of Physics and Astronomy, University of Southampton, Southampton, UK
62: Also at Instituto de Astrofísica de Canarias, La Laguna, Spain
63: Also at Utah Valley University, Orem, USA
64: Also at University of Belgrade, Faculty of Physics and Vinca Institute of Nuclear Sciences, Belgrade, Serbia
65: Also at Facoltà Ingegneria, Università di Roma, Rome, Italy
66: Also at Argonne National Laboratory, Argonne, USA
67: Also at Erzincan University, Erzincan, Turkey
68: Also at Mimar Sinan University, Istanbul, Istanbul, Turkey
69: Also at Texas A&M University at Qatar, Doha, Qatar
70: Also at Kyungpook National University, Daegu, Korea