

MIT Open Access Articles

JETSCAPE framework: p + p results

The MIT Faculty has made this article openly available. **Please share** how this access benefits you. Your story matters.

Citation: Roland, Gunther. 2020. "JETSCAPE framework: p + p results." Physical Review C, 102 (5).

As Published: 10.1103/PHYSREVC.102.054906

Publisher: American Physical Society (APS)

Persistent URL: <https://hdl.handle.net/1721.1/142128>

Version: Final published version: final published article, as it appeared in a journal, conference proceedings, or other formally published context

Terms of Use: Article is made available in accordance with the publisher's policy and may be subject to US copyright law. Please refer to the publisher's site for terms of use.



JETSCAPE framework: $p + p$ results

A. Kumar,^{1,*} Y. Tachibana,^{1,†} D. Pablos,^{1,2,‡} C. Sirimanna,¹ R. J. Fries,^{3,4,§} A. Majumder,¹ A. Angerami,⁵ S. A. Bass,⁶ S. Cao,^{1,||} Y. Chen,⁷ J. Coleman,⁸ L. Cunqueiro,⁹ T. Dai,⁶ L. Du,¹⁰ H. Elfner,^{11,12,13} D. Everett,¹⁰ W. Fan,⁶ C. Gale,² Y. He,¹⁴ U. Heinz,¹⁰ B. V. Jacak,^{15,16} P. M. Jacobs,^{15,16} S. Jeon,² K. Kauder,^{1,17} E. Khalaj,¹⁸ W. Ke,^{6,¶} M. Kordell II,³ T. Luo,^{14,**} M. McNelis,¹⁰ J. Mulligan,^{15,16} C. Nattrass,⁹ D. Oliinychenko,¹⁶ L.-G. Pang,^{15,16,††} C. Park,^{2,‡‡} J.-F. Paquet,⁶ J. H. Putschke,¹ G. Roland,¹⁹ B. Schenke,¹⁷ L. Schwiebert,¹⁸ C. Shen,¹ R. A. Soltz,^{1,5} G. Vujanovic,^{1,10} X.-N. Wang,^{14,15,16} R. L. Wolpert,⁸ Y. Xu,⁶ and Z. Yang^{3,4}

(The JETSCAPE Collaboration)

¹*Department of Physics and Astronomy, Wayne State University, Detroit, Michigan 48201, USA*

²*Department of Physics and Astronomy, McGill University, Montréal, Quebec, Canada H3A 2T8*

³*Cyclotron Institute, Texas A&M University, College Station, Texas 77843, USA*

⁴*Department of Physics and Astronomy, Texas A&M University, College Station, Texas 77843, USA*

⁵*Lawrence Livermore National Laboratory, Livermore, California 94550, USA*

⁶*Department of Physics, Duke University, Durham, North Carolina 27708, USA*

⁷*Laboratory for Nuclear Science, Massachusetts Institute of Technology, Cambridge, Massachusetts 02139, USA*

⁸*Department of Statistical Science, Duke University, Durham, North Carolina 27708, USA*

⁹*Department of Physics and Astronomy, University of Tennessee, Knoxville, Tennessee 37996, USA*

¹⁰*Department of Physics, The Ohio State University, Columbus, Ohio 43210, USA*

¹¹*GSI Helmholtzzentrum für Schwerionenforschung, 64291 Darmstadt, Germany*

¹²*Institute for Theoretical Physics, Goethe University, 60438 Frankfurt am Main, Germany*

¹³*Frankfurt Institute for Advanced Studies, 60438 Frankfurt am Main, Germany*

¹⁴*Key Laboratory of Quark and Lepton Physics (MOE) and Institute of Particle Physics, Central China Normal University, Wuhan 430079, China*

¹⁵*Department of Physics, University of California, Berkeley, California 94270, USA*

¹⁶*Nuclear Science Division, Lawrence Berkeley National Laboratory, Berkeley, California 94270, USA*

¹⁷*Physics Department, Brookhaven National Laboratory, Upton, New York 11973, USA*

¹⁸*Department of Computer Science, Wayne State University, Detroit, Michigan 48202, USA*

¹⁹*Department of Physics, Massachusetts Institute of Technology, Cambridge, Massachusetts 02139, USA*



(Received 14 November 2019; accepted 14 September 2020; published 10 November 2020)

The JETSCAPE framework is a modular and versatile Monte Carlo software package for the simulation of high energy nuclear collisions. In this work we present a new tune of JETSCAPE, called PP19, and validate it by comparison to jet-based measurements in $p + p$ collisions, including inclusive single jet cross sections, jet shape observables, fragmentation functions, charged hadron cross sections, and dijet mass cross sections. These observables in $p + p$ collisions provide the baseline for their counterparts in nuclear collisions. Quantifying the level of agreement of JETSCAPE results with $p + p$ data is thus necessary for meaningful applications of JETSCAPE to $A + A$ collisions. The calculations use the JETSCAPE PP19 tune, defined in this paper, based on version 1.0 of the JETSCAPE framework. For the observables discussed in this work calculations using

*kumar.amit@wayne.edu

†rjfries@comp.tamu.edu

‡Present address: Akita International University, Yuwa, Akita-city 010-1292, Japan.

§Present address: University of Bergen, Postboks 7803, 5020 Bergen, Norway.

||Present address: Institute of Frontier and Interdisciplinary Science, Shandong University, Qingdao, Shandong 266237, China.

¶Present address: Department of Physics, University of California, Berkeley, California 94270, USA and Nuclear Science Division, Lawrence Berkeley National Laboratory, Berkeley, California 94270, USA.

**Present address: Instituto Galego de Fisica de Altas Enerxias IGFAE, Universidade de Santiago de Compostela, E-15782 Galicia-Spain.

††Present address: Key Laboratory of Quark and Lepton Physics (MOE) and Institute of Particle Physics, Central China Normal University, Wuhan 430079, China.

‡‡Present address: Department of Physics and Astronomy, Wayne State University, Detroit, Michigan 48201, USA.

JETSCAPE PP19 agree with data over a wide range of collision energies at a level comparable to standard Monte Carlo codes. These results demonstrate the physics capabilities of the JETSCAPE framework and provide benchmarks for JETSCAPE users.

DOI: [10.1103/PhysRevC.102.054906](https://doi.org/10.1103/PhysRevC.102.054906)

I. INTRODUCTION

Monte Carlo (MC) event generators are essential tools in particle and nuclear physics. They are used to create large numbers of simulated collision events by sampling particles from computed probability distributions using Monte Carlo methods. Mature, well calibrated MC event generators are available for the elementary collision systems $e^+ + e^-$, $e^- + p$, and $p + p$ [1–4]. Of particular importance here is the PYTHIA 8 generator [2]. It is an integral part of the JETSCAPE framework [5]. It is also the Monte Carlo generator that JETSCAPE results are compared to in this paper.

In contrast to the case of elementary collisions, there are no comprehensive MC event generators for high energy nuclear collisions which incorporate the soft, hard, and electromagnetic sectors consistently. JETSCAPE addresses this issue by providing a unified framework for current simulation codes [5,6]. The JETSCAPE framework provides state-of-the-art simulations of the soft sector of nuclear collisions, which refers primarily to modes with momentum smaller $\lesssim 2$ GeV/ c . Those components include modeling of the initial state of the colliding nuclei, hydrodynamization and collective dynamics of the quark gluon plasma (QGP) and subsequent hadron gas phase, and freeze-out. The soft sector includes over 99% of particles in $A + A$ collisions at the Relativistic Heavy Ion Collider (RHIC) and the Large Hadron Collider (LHC). JETSCAPE also combines several existing jet quenching Monte Carlo codes to model the hard sector of nuclear collisions. This refers typically to processes with momentum transfer $\gtrsim 2$ GeV/ c , including QCD jets, high transverse momentum partons and hadrons, and heavy quarks or hadrons. Hard processes and their final state dynamics evolve together with the soft background, and these processes have to be modeled simultaneously. Hard probes, through their interaction with quark gluon plasma, can reveal important properties of QGP and have been the main motivation behind the development of JETSCAPE. A summary of capabilities of the framework, a detailed description of the framework structure, and instructions for users and developers can be found in the manual for JETSCAPE [5].

In this paper we focus on testing and benchmarking the jet sector for $p + p$ collisions. Jet measurements at RHIC and LHC cover a wide range of transverse momentum p_T^{jet} between 10 GeV/ c and 1 TeV/ c both at central and forward rapidities. Jet radii R used for jet reconstruction in heavy ion physics usually vary between 0.2 and 0.5 although values up to 0.7, typical for measurements in $p + p$ collisions, are also used here. This paper reports JETSCAPE calculations of the following observables in $p + p$ collisions: inclusive jet cross sections, transverse jet shapes, jet fragmentation functions for charged hadrons, hadron cross sections, and dijet mass distributions. We carry out calculations at three different center-of-mass energies, $\sqrt{s} = 0.2, 2.76, \text{ and } 7$ TeV.

These calculations calibrate and test a crucial subset of components of JETSCAPE. In brief, the JETSCAPE configuration in $p + p$ mode consists of PYTHIA 8 to generate hard processes and to fragment QCD strings, while the final state parton showers are handled by MATTER [7,8] and by two string formation procedures developed for JETSCAPE 1.0, Colored and Colorless Hadronization. We utilize MATTER since it is the default in-medium shower Monte Carlo code used in $A + A$. Likewise, one of the string formation procedures is the default to initialize hadronization in JETSCAPE 1.0 when calculating high momentum observables in $A + A$ collisions. For consistency, $p + p$ results that will be used to benchmark $A + A$ results will be generated with the same JETSCAPE final state radiation and hadronization modules. MATTER and the two JETSCAPE string formation procedures will be briefly discussed in the next section. We refer to the configuration of JETSCAPE used in this paper as the JETSCAPE PP19 tune. The observables discussed in the previous paragraph probe the transverse and longitudinal structure of jets as well as intrajet hadronization. They provide significant tests of MATTER as a parton shower code and of the JETSCAPE string formation processes.

Leading order (LO) Monte Carlo codes of perturbative QCD processes have limitations. Many of these are shared by the MC simulations in the JETSCAPE framework as explained below. LO simulations mimic higher order processes through parton showers, but they are not expected to provide descriptions that fit all aspects of the complex collision dynamics equally well. Significant improvements might become available with consistent next-to-leading order (NLO) formalisms implemented in Monte Carlo simulations for both $p + p$ and $A + A$ collisions. Keeping this in mind, it is important to formulate a realistic quantitative goal for this paper. In order to be useful in future studies of $A + A$ collisions, JETSCAPE with MATTER parton showers, in conjunction with JETSCAPE hadronization, must provide an overall acceptable description of $p + p$ data sets. To be acceptable, results should, broadly speaking, be at the same level of agreement with data as comparable leading order Monte Carlo codes, e.g., PYTHIA 8. For each observable we document the level of agreement between JETSCAPE calculations, experimental data, and PYTHIA 8, and discuss the possible origins of discrepancies. The results can be used to aid uncertainty estimates of future theoretical calculations and experimental analyses in $A + A$ collisions.

The paper is organized as follows: In Sec. II we give a summary of the JETSCAPE 1.0 event generator. Subsequently we discuss the JETSCAPE modules used in this work as well as the workflow of JETSCAPE. We define the PP19 tune and document its parameter choices. In Sec. III we discuss results from the JETSCAPE PP19 tune. We compare JETSCAPE

calculations to data and PYTHIA 8 with default parameters. We compare to inclusive cross sections, jet shapes, fragmentation functions, charged hadron cross sections, and dijet mass cross sections. We conclude with a discussion and outlook in Sec. IV.

II. THE JETSCAPE EVENT GENERATOR

In this section, we introduce the components of the JETSCAPE 1.0 framework. We then present the JETSCAPE components important for the PP19 tune.

A. JETSCAPE overview and $A + A$ workflow

JETSCAPE 1.0 is a framework that incorporates several integrated codes for the soft and hard sectors in nuclear collisions working together. In this subsection we give a brief overview of the full event generator before focusing on the $p + p$ mode. The initial state in nuclear collisions is modeled by the initial state generator TRENTO [13]. The relativistic fluid dynamic code MUSIC [14] is used for subsequent evolution of the soft sector. In the hard sector, initial hard scattering is handled by PYTHIA 8 [2] while final state showers are generated by codes which can account for medium-modified and medium-induced radiation. MATTER [7,8] is the default module to generate showers from large virtuality partons, both in the vacuum and a QGP medium. It is therefore also the preferred final state shower Monte Carlo in $p + p$ to ensure consistency between simulations of $p + p$ and $A + A$ collisions. Partons below an adjustable virtuality threshold can propagate further through quark-gluon plasma, whose evolution is described by MUSIC. Their interactions with the medium can be described by MARTINI [15] or LBT [16,17], which are based on perturbative QCD, or by HyBRID [18,19], which is based on a strong coupling approach. Two hadronization mechanisms, Colored Hadronization and Colorless Hadronization, are used to form string systems from parton showers. In both cases the strings are subsequently handed off to PYTHIA 8 for string fragmentation into hadrons. Decays of resonances are also handled by PYTHIA 8, subject to user settings. The soft and hard sectors evolve in space-time and can have mutual interactions in the extended fireball formed in $A + A$ collisions. In each simulated event MATTER, MARTINI, LBT, and HyBRID are provided with the local temperature and collective local flow velocity from fluid dynamics. It is the task of the JETSCAPE framework to call each code at the correct instance, using criteria established by the user. At a given time and position, conditions like parton virtuality, parton energy in the local medium rest frame, or local temperature are used to decide the next step in parton evolution. We refer the reader to the JETSCAPE manual for more information [5].

B. $p + p$ workflow

In $p + p$ collisions the soft sector of JETSCAPE is inactive. We do not focus on very high multiplicity events in which collective effects for soft particles might occur [20,21]. However, soft processes do occur in $p + p$ and create an underlying

event (UE) of soft partons. For the PP19 tune we use PYTHIA 8.230 in JETSCAPE to generate the primary hard processes, together with the underlying event. The latter is modeled in PYTHIA 8 by including multiparton interactions (MPIs) and initial state radiation (ISR). After the hard process and the underlying event are generated, but before the generation of any final state radiation (FSR), all objects in the PYTHIA event record are extracted. Gluons and light quarks (up, down, strange) with transverse momentum $p_T > 2$ GeV/ c are retained while all other objects are discarded. The remaining partons will be referred to as hard partons from here on.

These cuts are implemented for two reasons. The momentum cut omits partons for which MATTER does not create final state radiation, and the JETSCAPE 1.0 version of MATTER is set up only for light partons. The momentum cut discards part of the underlying event. For PP19 we have compensated for this by adjusting the available parameters in MATTER to describe the single inclusive jet cross section at midrapidity directly, without any underlying event subtraction (see next paragraph). Other observables might differ in their behavior, as discussed at the end of this section.

Since MATTER is the default final state radiation module in JETSCAPE, we describe the physics of MATTER and its implementation in JETSCAPE in more detail in the next subsection. Only the partons selected in the previous step are used to generate final state radiation and passed from PYTHIA 8 to MATTER by the framework. These partons will in general have a virtuality. However, PYTHIA 8, which is based on a dipole formalism, does not provide a calculation of their initial virtuality. The virtuality is therefore generated in the final state generator MATTER. The virtuality leads to the emission of final state radiation and the build up of a parton shower. MATTER, a virtuality ordered generator, starts by ascribing an initial virtuality to each parton. A parameter that has to be specified by the user at this stage is the maximum virtuality Q_{ini} allowed for each hard parton as input. In PP19, Q_{ini} for a hard parton is chosen to be $Q_{\text{ini}} = p_T/2$ for a hard parton with transverse momentum p_T . MATTER then generates parton showers through repeated QCD splitting processes until all partons have residual virtualities smaller than a scale Q_0 , whose value is 1 GeV in the tune PP19.

After the creation of final state parton showers for all hard partons the framework forms QCD strings through one of two string formation processes. These modules, called Colored Hadronization and Colorless Hadronization, have been developed specifically for the JETSCAPE framework and are discussed in detail below. After all partons are assigned to color singlet string systems, PYTHIA 8 is called a final time to hadronize the string systems and to handle hadron decays. Figure 1 gives an overview of the JETSCAPE modules used in this tune, and the workflow utilizing them.

C. MATTER parton showers

In this subsection we describe the MATTER parton shower generator and its integration into the JETSCAPE framework. The MATTER shower generator calculates parton showers in both vacuum and medium. In the following we will only describe the generator in vacuum. We will focus here on

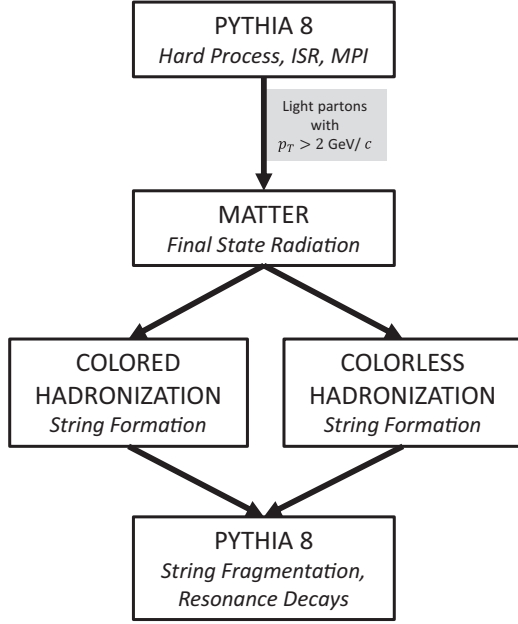


FIG. 1. The modules called in JETSCAPE 1.0 for this $p + p$ calculation, using MATTER as the final state parton shower generator. Arrows represent the workflow. If no criteria are specified all output from the previous step is used as input for the next module. Either of the two string formation modules can be run in the workflow. We perform calculations using both modules to estimate uncertainties in hadronization.

light flavors. The MATTER generator in its native setup is described in detail in Refs. [7,8,22]. MATTER is exclusively a virtuality ordered shower generator. On the other hand JETSCAPE is a time ordered framework. As a result the lifetime (or split-time) of every emission in MATTER has to be determined and the emission executed at the appropriate time as determined by the framework.

Given a parton with a near on-shell four-momentum (E, \mathbf{p}) , where $E = \sqrt{p^2 + m^2}$ ($p = |\mathbf{p}|$), the MATTER generator calculates the two light-cone momenta $p^+ = [E + p]/\sqrt{2}$ and $p^- = [E - p]/\sqrt{2}$. Given the maximum and minimum allowed values of the virtuality $Q_0 < t < t_{\max}$ for a parton, its virtuality t is estimated by sampling the Sudakov form factor,

$$\Delta(t_{\max}, t) = \exp \left[- \int_t^{t_{\max}} \frac{dt'}{t'} \alpha_S(t') \int_{y_{\min}}^{y_{\max}} dy P(y) \right]. \quad (1)$$

In this equation $P(y)$ is the splitting function for the parent parton with light-cone momentum p^+ to split into two partons, with light cone momenta yp^+ (for daughter particle 1) and $(1-y)p^+$ (for daughter particle 2). The limits of the splitting function integral are $y_{\min} = Q_0/t'$ and $y_{\max} = 1 - y_{\min}$. For the shower-initiating parton the maximum virtuality is $t_{\max} = Q_{\text{ini}}$.

Once the virtuality t is determined, the p^- momentum of the parent parton is rescaled to $p^- = [t + p_{\perp}^2]/2p^+$. At this stage the (+)-light-cone momenta of the daughter partons are determined by a sampling of the splitting function $P(y)$. In the next step, the virtualities t_1, t_2 of the daughter partons are determined using $\Delta(y^2 t, t_1)$ and $\Delta((1-y)^2 t, t_2)$. Subsequently,

the two outgoing partons are assigned transverse momenta $\pm \mathbf{k}_{\perp}$ relative to the parent, using

$$k_{\perp}^2 = y(1-y)t - yt_2 - (1-y)t_1. \quad (2)$$

The above process is repeated iteratively until all partons reach virtuality $t = Q_0$, at which point the shower terminates. Unlike PYTHIA 8, MATTER also tracks the location of each of the partons. While this information is critical for the case of jets in a medium, it currently plays no role for jets in vacuum. MATTER also maintains the color information of the shower within the large N_c (arbitrary number of colors) approximation, as is the case in PYTHIA 8. At the end of the shower, the color of the entire jet is equivalent to the color of the shower-initiating parton. The momentum and color information of all the final state partons with $t = Q_0$ are passed to a hadronization routine. There are crucial differences between MATTER and PYTHIA 8 showers regarding how the off-shellness of partons and energy momentum conservation are handled. In PYTHIA 8, angular ordering is strictly enforced and all partons are on-shell before and after splittings. On the other hand, MATTER actively tracks the virtuality of partons as a degree of freedom, and strictly enforces energy momentum conservation at each vertex. This leads to differences in available phase space for radiation and MATTER showers tend to be narrower than their PYTHIA 8 counterparts, with fewer emissions at lower z fractions. Some of these differences will be visible in results on the *parton level* in subsequent sections, but they are mostly washed out after hadronization.

D. String hadronization

JETSCAPE 1.0 uses default string hadronization provided by PYTHIA 8. Before hadronization the in-medium parton shower modules need to define strings through suitable protocols. These are subsequently handed over to PYTHIA 8 string fragmentation. In this subsection we describe two alternative algorithms for string formation, Colored Hadronization and Colorless Hadronization.

The labels “colored” and “colorless” describe whether or not color flow information is utilized for the string formation process. These alternatives are provided in JETSCAPE because hadronization in medium can occur through channels that are not active in vacuum. In particular, color can be exchanged with the medium and color coherence can be lost in the parton shower [23]. Most in-medium shower Monte Carlo codes thus do not explicitly track color flow in parton showers. Therefore, Colorless Hadronization should be the default choice for jets in a medium. However, in vacuum the MATTER shower generator assigns color to each radiated parton, utilizing the large- N_c approximation. Thus, in $p + p$ collisions the Colored Hadronization module is a more physical alternative. Nevertheless, Colorless Hadronization should be studied for $p + p$ calculations as well for consistency. In this paper we use both string formation models to estimate uncertainties in the treatment of hadronization.

The Colored Hadronization module requires color tags to be assigned to all the partons in a shower. In that case the addition of a single “external” parton can make the shower

a color singlet. Typically the external parton is a quark (antiquark) for an antiquark-initiated (quark-initiated) jet and a gluon for a gluon-initiated jet. Given a system with n hard, shower-initiating partons, each shower is assigned such an external parton with the correct color tags needed to make the selected shower a color singlet. External partons approximate the effects of beam remnants that are present in $p + p$ events. They are given longitudinal momentum of magnitude $\sqrt{s}/6$ and a transverse momentum of order ≈ 1 GeV. The signs of the longitudinal momenta of the n showers in the event are chosen to alternate between positive and negative. Each of these color-singlet systems then represents a string that can be handled by PYTHIA 8. They are handed over to PYTHIA 8 string fragmentation as input. Due to the chosen color and string configuration each of these showers hadronizes independently from the others.

It should be noted that although Colored Hadronization is realistic in its attempt to keep as much color information as possible, it treats showers as independent. In reality showers are color correlated. In other words, there could be a single string that connects several final state showers with a single high rapidity parton in each beam direction. A different assumption is made in Colorless Hadronization, where only one fake parton is introduced for a system of multiple showers. As a result, in most observables the Colored Hadronization model will produce a larger yield at lower p_T than the Colorless Hadronization module.

The Colorless Hadronization module disregards any color flow information present, and constructs strings based on a minimization criterion. Specifically, the module minimizes the distance

$$\Delta R = \sqrt{(\Delta\eta)^2 + (\Delta\phi)^2} \quad (3)$$

using pseudorapidity η and azimuthal angle ϕ of partons. Strings are not established shower by shower. Instead the full recorded parton event output from final state shower Monte Carlo is used, and strings can include partons from different showers in the same event. The following algorithm is applied:

- (1) Find the number of strings by counting quarks and antiquarks together. If an odd number of quarks is found, an external quark with momentum along the beam direction is added similar to the Colored Hadronization case. If the number is even two external quarks in opposite directions along the beamline are added.
- (2) Find quark pairs whose ΔR is minimal. This procedure establishes pairs of string endpoints.
- (3) Go through the list of gluons and find the string which minimizes the quantity $[(\Delta R)_1 + (\Delta R)_2]/2$, where $(\Delta R)_{1,2}$ are the distances ΔR between the gluon and the first and second endpoint, respectively, of a string. Assign the gluon to that string.
- (4) Decide the order of gluons inside each string. Starting from one of the endpoints, the gluon in this string with the smallest ΔR with respect to that endpoint is placed next to it. Then of the remaining gluons in this string the one with the smallest ΔR with respect to the first

TABLE I. Settings in JETSCAPE PP19. From the top: settings for PYTHIA as a hard process generator; conditions for partons from PYTHIA to advance to MATTER; settings in MATTER; hadronization and resonance decays; general settings.

Setting	Value
PYTHIA hard processes	
PYTHIA version	default 8.230
Initial state radiation	ON
Multi parton interactions (MPI)	ON
Final state radiation	OFF
Hard QCD processes	ON
Electroweak processes	OFF
Hadronization	OFF
Parton distribution function	NNPDF2.3 LO $\alpha_s = 0.13$
PYTHIA to MATTER	
Parton status code	62
Transverse momentum cut for initial partons	$p_T > 2 \text{ GeV}/c$
MATTER	
Initial shower parton virtuality Q_{ini}	$0.5p_T$
Medium induced energy loss \hat{q}	0
Final shower parton virtuality Q_0	1 GeV
Hadronization	
Hadron decay cutoff $c\tau$	1 cm
Other	
QCD scale Λ_{QCD}	0.2 GeV

gluon is placed next to it, and so on. Continue until all gluons for that string are placed. Repeat for each string.

- (5) With the order of partons in a string established, assign proper color tags. Feed the string system into PYTHIA 8 for string fragmentation.

Both hadronization algorithms always convert JETSCAPE showers to string systems with a color structure acceptable to PYTHIA 8. However neither hadronization module currently handles junctions or more complicated string objects.

E. The PP19 tune

The JETSCAPE PP19 tune is defined as the workflow in Fig. 1, with two choices for string hadronization, and the list of parameters settings given in Table I, which have been optimized for $p + p$ calculations. PYTHIA 8.230 parameters that are not mentioned explicitly are kept at the default values.

In JETSCAPE PP19 hard QCD processes are initialized by PYTHIA 8.230. Multiparton interactions (MPIs) and initial state radiation (ISR) are switched on. Electroweak processes are switched off at present. Final state radiation in PYTHIA 8 is switched off to allow MATTER to take over that task. The complete event record at this stage is extracted. Gluons and light quarks (u, d, s) with transverse momentum $p_T > 2 \text{ GeV}/c$ are retained.

Each parton is assigned an initial maximum virtuality $Q_{\text{ini}} = 0.5p_T$ when handed over to MATTER. Parton showers in MATTER are evolved to a virtuality cutoff set to $Q_0 = 1 \text{ GeV}$. All partons from MATTER output are handed over to

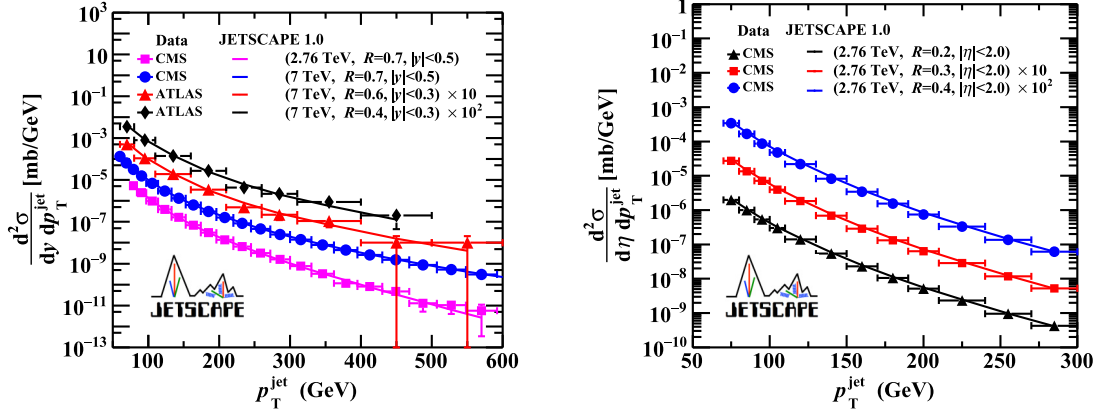


FIG. 2. Inclusive jet cross sections $d^2\sigma/dp_T^{\text{jet}}dy$ vs jet transverse momentum p_T^{jet} for jets at midrapidity calculated with JETSCAPE PP19 (solid lines) are compared to LHC measurements (symbols). Left panel: Results for jet radius $R = 0.7$ and rapidity $|y| < 0.5$ at collision energies $\sqrt{s} = 2.76$ TeV (CMS data [9]: magenta squares) and $\sqrt{s} = 7$ TeV (CMS data [10]: blue circles). We also show $R = 0.6$ (ATLAS data [11]: red triangles; scaled up by 10) and $R = 0.4$ (ATLAS data: black diamonds; scaled up by 100) results at $\sqrt{s} = 7$ TeV and $|y| < 0.3$. Right panel: Results for jet radii $R = 0.2, 0.3,$ and 0.4 with pseudorapidity $|\eta| < 2.0$ at collision energy $\sqrt{s} = 2.76$ TeV, compared to CMS data [12].

one of the two string formation modules. The resulting string systems are fed back into PYTHIA 8 for string fragmentation. The cutoff for the decay length $c\tau$ is set to 1 cm, appropriate for comparison to measurements of jets and unidentified charged hadrons. Identified hadrons might require different decay settings which should be chosen to reflect conditions in experimental data taking and analysis.

There are two parameters in MATTER that are explicitly optimized for PP19: the proportionality constant between the initial maximum virtuality Q_{ini} and parton p_T , and the value for the QCD scale parameter Λ_{QCD} . Values of $Q_{\text{ini}}/p_T = 0.5$ and $\Lambda_{\text{QCD}} = 0.2$ GeV provide the best description of single inclusive jet cross sections and other results to be discussed in the next section. We have opted not to retune PYTHIA 8 for use in JETSCAPE 1.0. It is possible that simultaneous tuning of PYTHIA 8, MATTER, and JETSCAPE hadronization could give results in better agreement with data than that achieved by tune PP19.

We can classify the uncertainties of JETSCAPE calculations in the following way: (i) Uncertainties shared with PYTHIA 8, e.g., from the leading order treatment of hard processes, uncertainties in parton distribution functions (PDFs), etc. (ii) Uncertainties from the MATTER shower Monte Carlo. (iii) Uncertainties from hadronization. (iv) Uncertainties from the treatment of the underlying event. We estimate these uncertainties by comparing JETSCAPE calculations with different hadronization options, and by comparing with PYTHIA 8.230 and data. Specifically, the comparison of Colored and Colorless Hadronization, which make different assumptions about string formation, gives an estimate of the uncertainty due to our incomplete knowledge of the hadronization process (iii). Comparison of JETSCAPE PP19 results with PYTHIA 8 results shows in addition the differences in final state shower Monte Carlos and UE treatment. Hence they can provide an estimate of combined uncertainties of type (ii) and (iv). Lastly, the comparison of both

JETSCAPE and PYTHIA 8 to data allows us to assess the combined uncertainties (i)–(iv). In some cases we also add observables calculated with the final parton output before hadronization to show the absolute size of hadronization effects. As an example, if the two JETSCAPE calculations agree within experimental errors but deviate significantly from PYTHIA 8 and data, we may infer that for this particular observable uncertainties in modeling hadronization are small, but variations in details of the shower Monte Carlo and underlying event treatment have an effect that is larger than experimental uncertainties.

NLO calculations and beyond have been carried out for many observables either analytically, with hadronization effects estimated or added by Monte Carlo [9], or by using NLO Monte Carlo event generators, e.g., POWHEG [4]. Uncertainties in the case of analytic calculations are usually determined by scale variations and propagation of PDF uncertainties. They can be comparable to or exceed experimental uncertainties. We show analytic calculations for some important observables to indicate the size of their uncertainties. Leading order MC event generators mimic NLO effects to an extent that make them successful for some observables. Nevertheless, there can be differences between LO and NLO calculations that can not be directly assessed experimentally. One prominent example is the ratio of quark to gluon jets. This ratio is relevant in $A + A$ collisions because of the different quenching for quark and gluons. The ratio of quark to gluon jets depends foremost on the hard matrix element and parton distribution functions which are calculated here using PYTHIA 8. In addition there can be a dependence on final state radiation and hadronization which leads to a dependence of the ratio on jet radius. This issue has been studied using PYTHIA 8 in Ref. [25] and analytically, e.g., in [26,27]. A more careful study of this issue in $p + p$ and $A + A$ using JETSCAPE is useful but lies beyond the scope of this work.

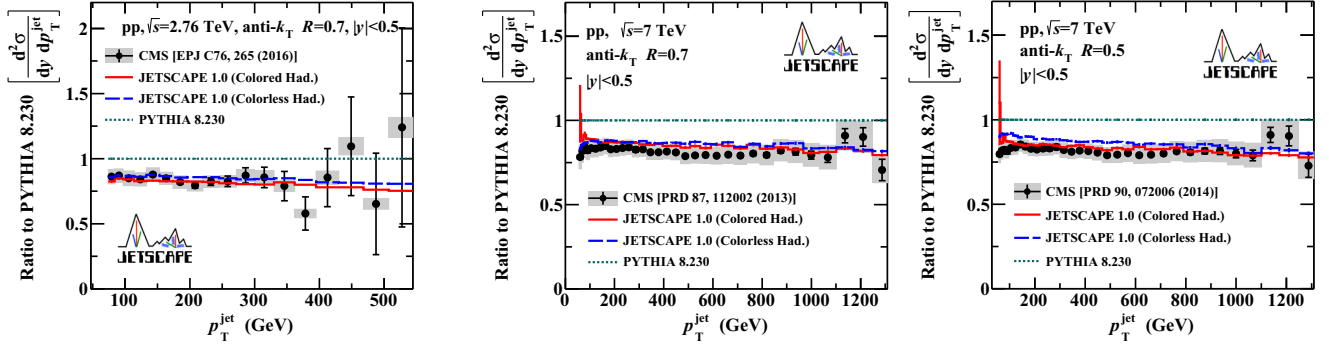


FIG. 3. Ratios of full jet cross sections for jet radius $R = 0.7$ and rapidity $|y| < 0.5$ (shown in the left panel of Fig. 2), and for radius $R = 0.5$, to PYTHIA 8 Monte Carlo results. Three different Monte Carlo calculations are presented: JETSCAPE Colored Hadronization (solid red line), JETSCAPE Colorless Hadronization (dashed blue line), and PYTHIA 8 (dotted green line). Statistical errors (black error bars) and systematic uncertainties (grey bands) are plotted with the experimental data. Left panel: Calculations at $\sqrt{s} = 2.76$ TeV, compared to CMS data [9]. Center and right panels: Calculations at $\sqrt{s} = 7$ TeV, compared to CMS data [10].

III. RESULTS

In this section we discuss results obtained with JETSCAPE PP19 for several observables of jets and high momentum hadrons. We focus on three collision energies: $\sqrt{s} = 2.76$ TeV and 7 TeV for which data are available from LHC experiments ATLAS, CMS, and ALICE, and $\sqrt{s} = 200$ GeV for which the STAR and PHENIX experiments have taken data at RHIC. We use both Colored and Colorless Hadronization in order to estimate uncertainties from hadronization. We also perform the same calculation with PYTHIA 8.230 as defined in the previous section for comparison.

A. Inclusive jet cross sections

Single inclusive cross sections of jets have been measured at various energies at the LHC, and by the STAR experiment at RHIC. We use the anti- k_T algorithm [31] implemented in the FASTJET package [32,33] to define jets based on the hadronic final state, consistent with experiments. First, we check the performance of JETSCAPE PP19 for jets measured at LHC energies for jet transverse momentum up to several hundreds of GeV/c. We compare to CMS data at $\sqrt{s} = 2.76$ TeV [9] and 7 TeV [10] around midrapidity, and to ATLAS data at $\sqrt{s} = 7$ TeV at both midrapidity and forward rapidity [11]. We then focus on comparisons to data sets which emphasize jet momenta below 100 GeV/c. Those are available for fully reconstructed jets from ALICE [24], and for charged jets from ALICE [28] and ATLAS [29]. Lastly we present calculations for RHIC energies compared to data from STAR [30].

Calculations using JETSCAPE PP19 for jets around midrapidity at the LHC are shown in Figs. 2 through 5 together with data, compared to the reference calculation using PYTHIA 8. In the cross sections plots in Fig. 2 we only show results for Colored Hadronization; Colorless Hadronization and PYTHIA 8 reference results are indistinguishable. Data from CMS and ATLAS [9–12] are overlaid for comparison. Figures 3, 4, and 5 show ratios of JETSCAPE results for both hadronization models, and data with the PYTHIA 8 reference calculation. Figure 6 shows the differential cross

sections for jets at forward rapidity two ($2 < |y| < 2.5$ for $R = 0.7$, and $1.2 < |y| < 2.1$ for $R = 0.6, 0.4$), and the ratios of JETSCAPE calculations and data to PYTHIA 8. Data from CMS and ATLAS [10,11] are used for comparison.

For single inclusive jet cross sections the two JETSCAPE string formation models give compatible results, typically with less than 10% deviation. Deviations are smaller at midrapidity and for larger jet radii. The discrepancy is typically within the uncertainties of available data except for very small jet radii where deviations between the two hadronization models reach 20%. This is consistent with expectations that hadronization effects are largest for small jet radii.

Results from JETSCAPE PP19 are compatible within uncertainties with data from CMS with $R = 0.7$ for all energies and rapidities considered. For ATLAS data this is the case at midrapidity, but JETSCAPE calculated cross sections are displaced from the central values for ATLAS data at forward rapidities, though still within uncertainties. Results from PYTHIA 8 tend to be similar to JETSCAPE PP19 results but deviations are generally larger than the difference between JETSCAPE hadronization models, suggesting the importance of differences in final state shower Monte Carlos and underlying event treatment. PYTHIA 8 and JETSCAPE are consistent within the uncertainties of the ATLAS data, but the smaller uncertainties of the CMS data seem to prefer JETSCAPE results.

Inclusive jet cross section measurements for jet transverse momenta down to 20 GeV/c are available from the ALICE Collaboration at $\sqrt{s} = 2.76$ TeV [24]. A comparison of JETSCAPE calculations with these data sets for $R = 0.2$ and $R = 0.4$, spectra, and ratios to PYTHIA 8 is presented in Fig. 7. Similar low momentum data are available for charged jets at LHC energies. Figure 8 shows the single inclusive differential cross section for charged jets at collision energies $\sqrt{s} = 7$ TeV around midrapidity. The cross sections for radii $R = 0.2$ and $R = 0.4$ are calculated with JETSCAPE PP19 and compared to data from ALICE [28] and ATLAS [29]. Figure 8 also shows ratios of results obtained with both hadronization models and of data with PYTHIA 8.

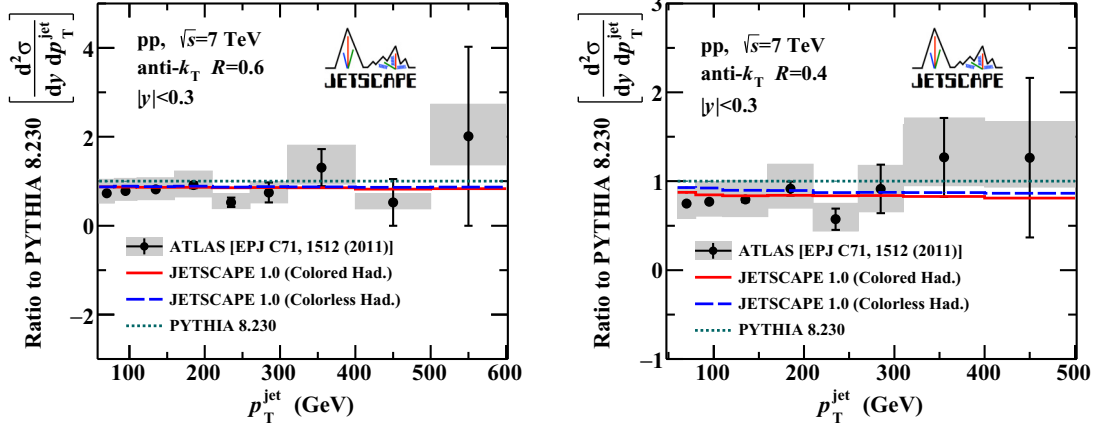


FIG. 4. Same as Fig. 3 for full jets with rapidity $|\eta| < 0.3$ at collision energy $\sqrt{s} = 7$ TeV (shown in the left panel of Fig. 2), compared to ATLAS data [11]. Left panel: $R = 0.6$. Right panel: $R = 0.4$.

The uncertainty attributable to hadronization is similar to that at large momenta. Deviations between hadronization models increase toward smaller jet momenta. At the smallest p_T^{jet} and for small jet radii differences between JETSCAPE hadronization models become significant, up to 20–30% around $p_T = 20$ GeV/c. This sensitivity to hadronization effects is expected: For small jet radii R the average shift in transverse momentum is estimated to be $\langle p_T^{\text{jet}} \rangle \sim -C_i/R$, where $C_i = 4/3$, 3 is the appropriate color charge for quark or gluon jets [36]. This momentum shift can reach several GeV/c for $R = 0.2$.

PYTHIA 8 calculations are similar to JETSCAPE results, with differences compatible with the uncertainties from hadronization. All three Monte Carlo calculations are consistent with ALICE and ATLAS data within experimental uncertainties for $\sqrt{s} = 7$ TeV for $p_T^{\text{jet}} \gtrsim 40$ GeV/c. Below 40 GeV/c all three Monte Carlo calculations overestimate the measured jet cross sections, with JETSCAPE Colored Hadronization typically being closest to data.

We finally turn to $p + p$ collisions at $\sqrt{s} = 0.2$ GeV. Figure 9 shows the single inclusive differential cross sections for jets with jet radius $R = 0.6$ for a narrow ($|\eta| < 0.5$) and a wide ($|\eta| < 1.0$) rapidity interval. Preliminary data from STAR are taken from Ref. [30]. In the same figure we plot

the ratios of differential cross sections from both JETSCAPE hadronization models and data to PYTHIA 8. We find that differences between JETSCAPE hadronization models and between JETSCAPE and PYTHIA 8 are typically on the level of 20–30%, similar to previous results at low jet transverse momentum at LHC. The spread between Monte Carlo results is larger than the size of the STAR uncertainties. STAR data fall between PYTHIA 8 and JETSCAPE Colorless Hadronization results with JETSCAPE Colored Hadronization being disfavored by STAR preliminary data.

B. Transverse jet structure

The distributions of energy or particles transverse to the jet axis give insights into the structure of QCD parton showers. They are also sensitive to hadronization effects. For jets in a medium they can be used to explore the interplay of jets with quark gluon plasma. In this section we discuss the baseline that we obtain with MATTER showers and string hadronization in $p + p$ collisions.

Two distinct approaches can be found in the literature. The first one compares differential jet cross sections for different jet radii by taking ratios of those cross sections. The second approach defines the jet transverse profile $\rho(r)$ as the p_T of all particles at a certain distance r from the jet axis, divided by

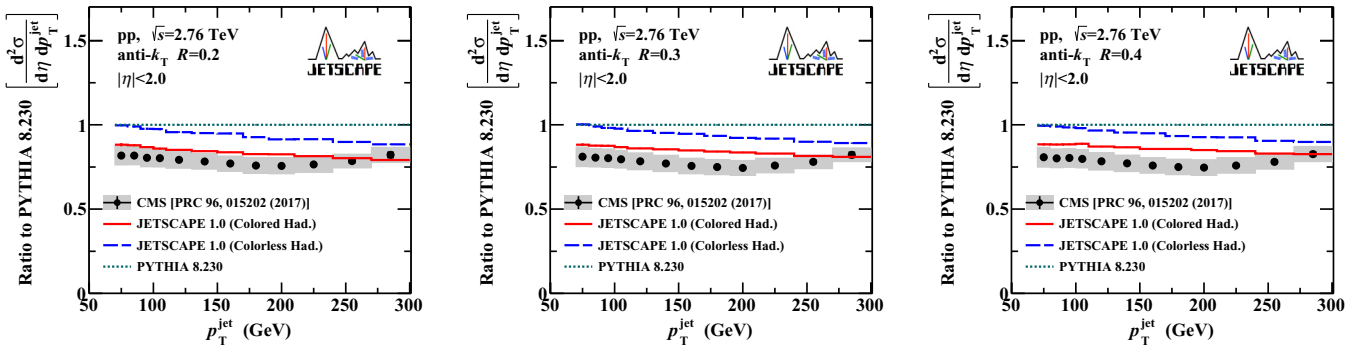


FIG. 5. Same as Fig. 3 for full jets with pseudorapidity $|\eta| < 2.0$ at collision energy $\sqrt{s} = 2.76$ TeV (shown in the right panel of Fig. 2), compared to CMS data [12]. Left panel: $R = 0.2$. Center panel: $R = 0.3$. Right panel: $R = 0.4$.

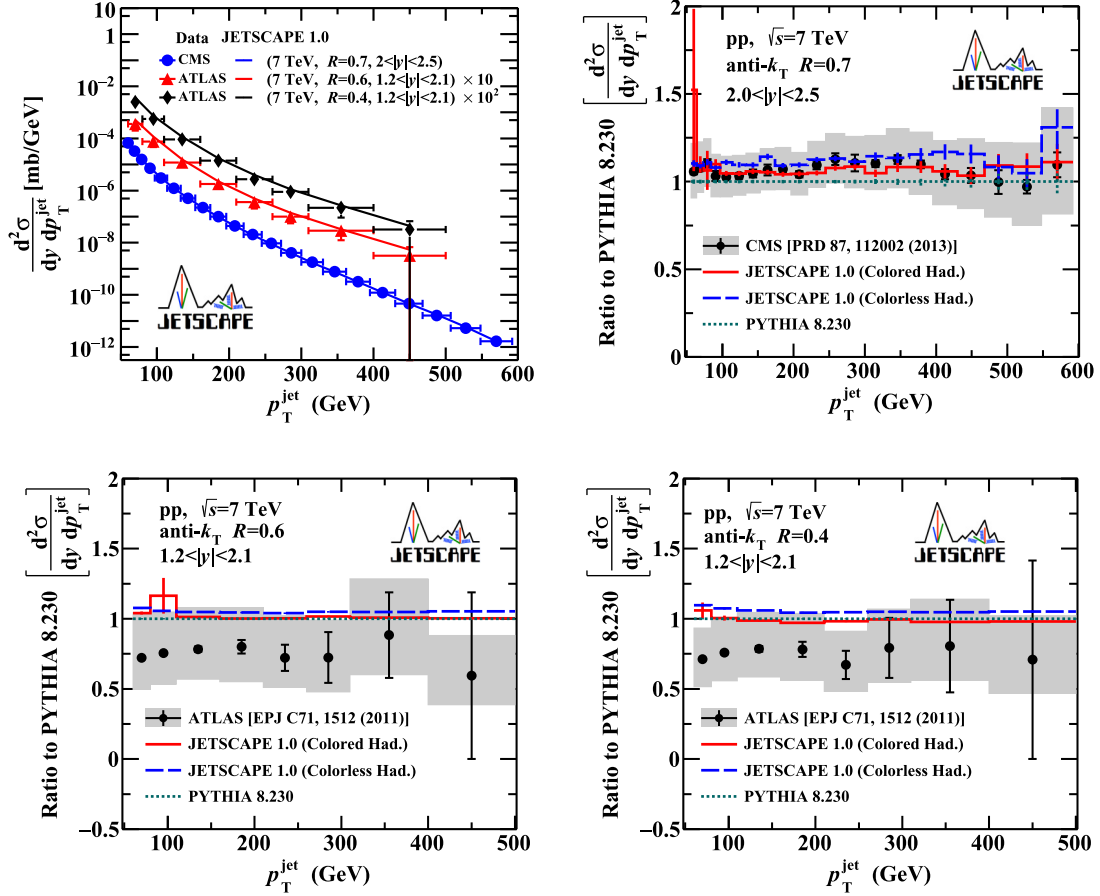


FIG. 6. Inclusive jet cross sections for full jets at forward rapidity for $p + p$ collisions at $\sqrt{s} = 7$ TeV and their ratios to PYTHIA 8 Monte Carlo. Upper left panel: JETSCAPE 1.0 jet cross sections (Colored Hadronization only) and data. Other panels: Ratios of these JETSCAPE calculations and data to PYTHIA 8.

the total p_T in the jet. This is practically achieved in bins of size δr in radius,

$$\rho(r) = \frac{1}{\delta r} \frac{\sum_{i \in (r \pm \delta r/2)} p_T^i}{\sum_{i \in (0, R)} p_T^i}, \quad (4)$$

which is then averaged over jets with cone size R . We will discuss examples of both approaches in this subsection.

1. Jet cross section ratios

Figures 10 and 11 show ratios of jet cross sections with different jet radii. In Fig. 10 the ratio $R = 0.2$ over $R = 0.4$

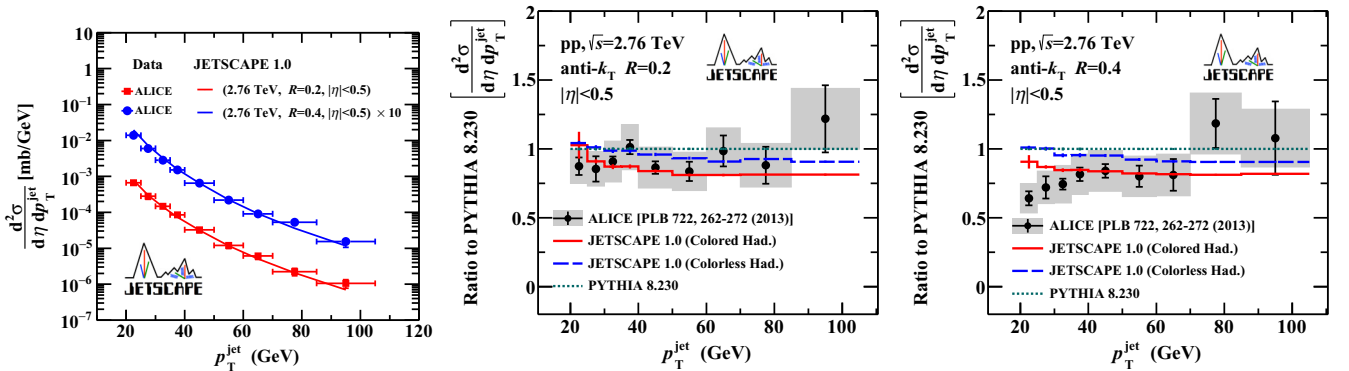


FIG. 7. Inclusive jet cross sections for full jets around midrapidity for $p + p$ collisions at $\sqrt{s} = 2.76$ TeV for jet radii $R = 0.2$ and $R = 0.4$. Data are taken from the ALICE experiment [24]. Left panel: JETSCAPE cross sections (Colored Hadronization only) and ALICE data. Center and right panels: Ratios of various calculations and data to PYTHIA 8 for $R = 0.2$ and $R = 0.4$, respectively.

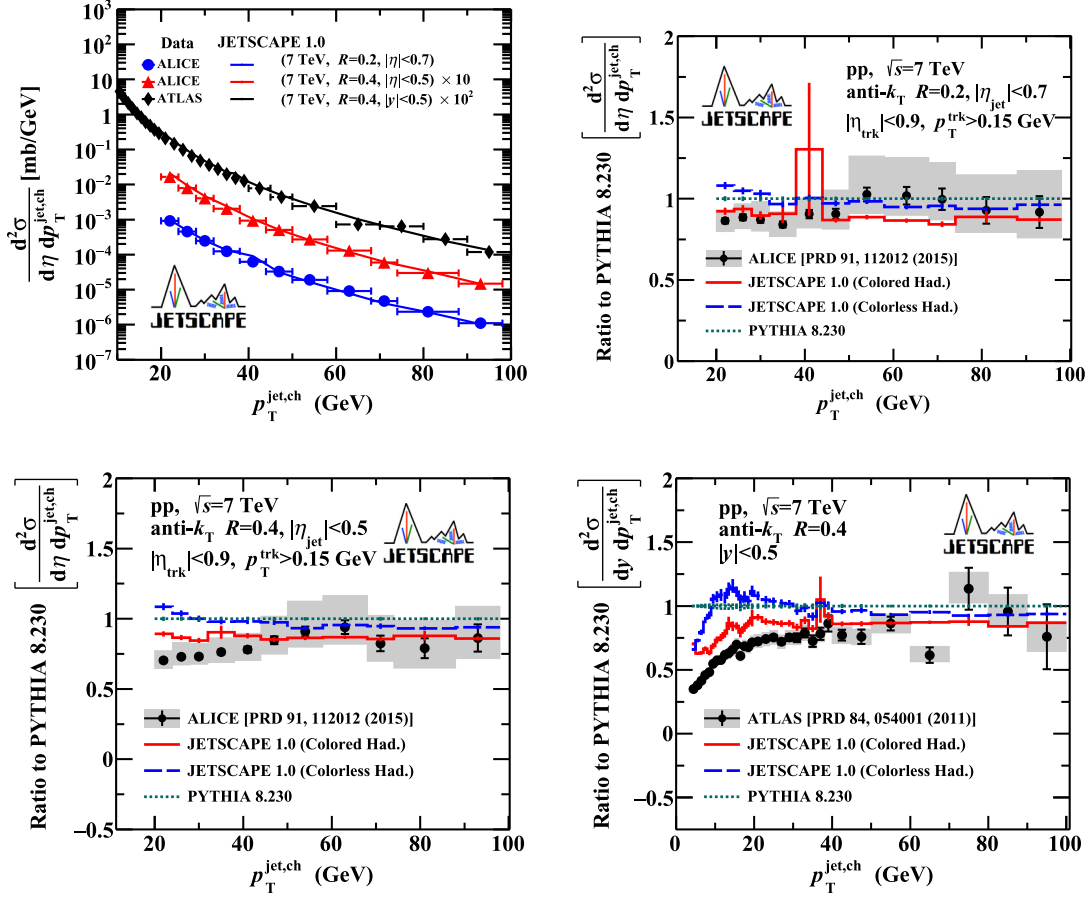


FIG. 8. Inclusive jet cross sections $d^2\sigma/dp_T^{\text{jet, ch}} d\eta$ vs jet transverse momentum $p_T^{\text{jet, ch}}$ for charged jets at collision energy $\sqrt{s} = 7$ TeV and their ratios to the PYTHIA 8 Monte Carlo results. Results of jets for $R = 0.2$ and $|\eta| < 0.7$, $R = 0.4$ with $|\eta| < 0.5$ are compared with the ALICE data [28]. We also calculate charged jets with $R = 0.4$ with $|y| < 0.5$ compared with ATLAS data [28]. Upper left panel: Differential cross section. Upper right panel: Ratios to default PYTHIA 8 in the $R = 0.2$ and $|\eta| < 0.7$ case and ALICE data. Lower left panel: The ratios for $R = 0.4$ with $|\eta| < 0.5$ and ALICE data. Lower right panel: Ratios using $R = 0.4$ with $|y| < 0.5$ and ATLAS data.

is taken for full jets at $\sqrt{s} = 2.76$ TeV and charged jets at 7 TeV, and compared to ALICE data [24,28]. Results from both JETSCAPE hadronization models and PYTHIA 8 are consistent with each other, with small deviations below $p_T^{\text{jet}} \lesssim 30$ GeV/c. Deviations of all three Monte Carlo results from ALICE data are more pronounced, with Monte Carlo calculations being consistent with data only above 40 GeV/c. At smaller p_T^{jet} Monte Carlos predict that cross sections decrease faster with jet cone radius R than observed in data. In the left panel of Fig. 10 we include results of analytic calculations by Dasgupta *et al.* [34] (denoted by DDSS in the figure legend) at NLO, next-to-next-to-leading order (NNLO), and NNLO with resummation of leading logarithm in small jet radii (LL_R), supplemented by estimates of the nonperturbative (NP) effect, together with their estimated uncertainty bands. All three Monte Carlo results are compatible with NNLO+LL_R calculations. Further improvements in theory are necessary to distinguish between Monte Carlo calculations using analytic calculations.

In contrast to the previous figure most of the data and calculations in Fig. 11 cover jet momenta above 100 GeV/c.

The left panel discusses the ratio of $R = 0.5$ over $R = 0.7$ for full jets at $\sqrt{s} = 7$ TeV and rapidity $|y| < 0.5$ compared to CMS data [35]. The right panel uses jets ($R = 0.4$ and $R = 0.6$) at $\sqrt{s} = 7$ TeV and rapidity $|y| < 0.3$ with ATLAS data [11]. In the latter case all three Monte Carlo calculations are consistent with data and with each other. This is also true for the comparison with CMS data above $p_T^{\text{jet}} \approx 300$ GeV/c. However, at smaller momenta the deviations between Colored and Colorless Hadronization exceed the size of the CMS error bars. Overall, there are indications that very precise experimental data on ratios of inclusive jet cross sections can be a good discriminator between different theoretical calculations.

2. Jet transverse profile

Turning to the transverse jet profile, we have calculated $\rho(r)$ for 7 TeV collisions for $R = 0.6$ jets and for a large number of jet transverse momentum and rapidity bins for which the ATLAS experiment has provided data [37]. We show a small selection of these results in this publication. Monte Carlo results in Figs. 12, 13, and 14 are calculated

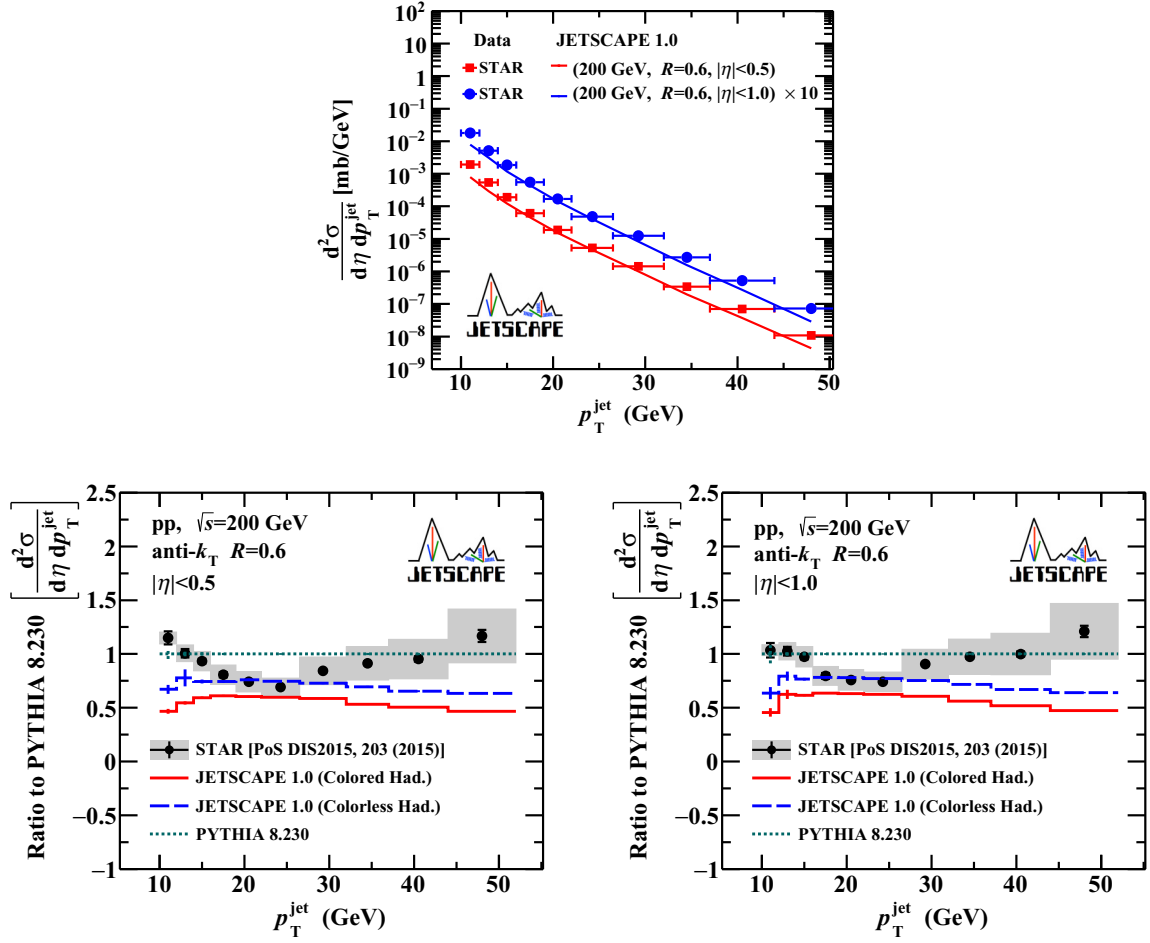


FIG. 9. Inclusive jet cross sections $d^2\sigma/dp_T^{\text{jet}}d\eta$ vs jet transverse momentum p_T^{jet} for full jets at $\sqrt{s} = 200$ GeV and their ratios to the PYTHIA 8 Monte Carlo results. The results are shown for jets radii $R = 0.6$ with two rapidity ranges: $|\eta| < 0.5$ and $|\eta| < 1.0$, and compared with the preliminary data from STAR [30]. Upper panel: Differential cross section. Lower panels: Ratios to PYTHIA 8 with $|\eta| < 0.5$ (left) and $|\eta| < 1.0$ (right).

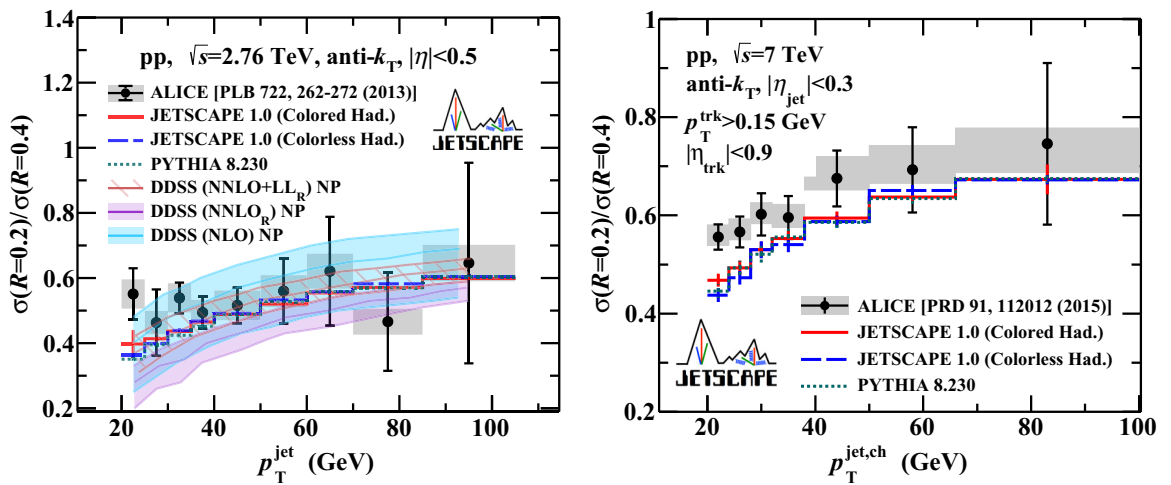


FIG. 10. The ratio of jet cross sections for radii $R = 0.2$ and $R = 0.4$ at jet momenta smaller than 100 GeV/c. Left panel: Full jets at collision energy $\sqrt{s} = 2.76$ TeV and rapidity $|\eta| < 0.5$ compared to ALICE data [24]. Analytic calculations (DDSS) [34] are included for comparison and shown as bands. Right panel: Charged jets at $\sqrt{s} = 7$ TeV and rapidity $|\eta| < 0.3$ compared to ALICE data [28].

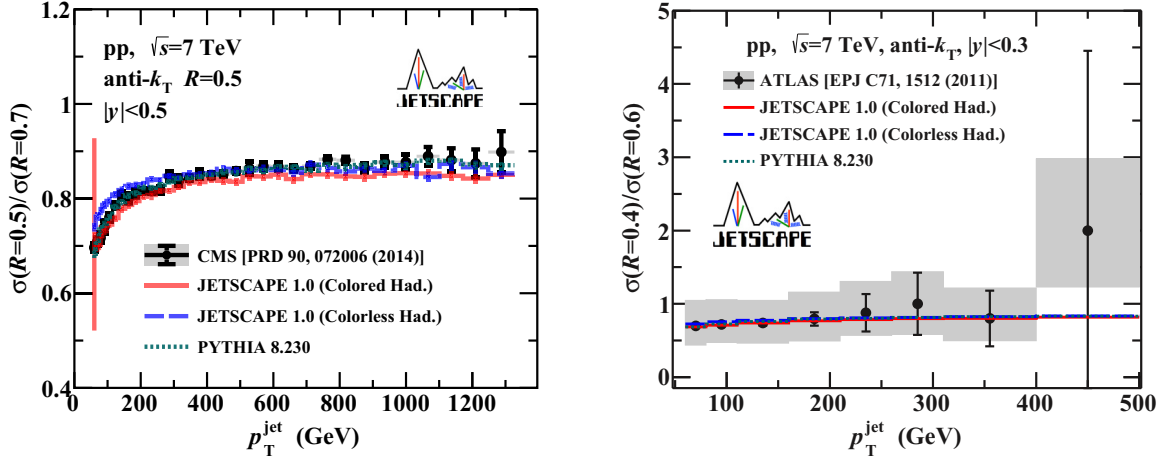


FIG. 11. The same as Fig. 10 for full jet cross sections at 7 TeV. Left panel: Ratio $R = 0.5$ over $R = 0.7$ and rapidity $|y| < 0.5$ measured by CMS [35]. Right panel: Ratio $R = 0.4$ over $R = 0.6$ for rapidity $|y| < 0.3$ measured by ATLAS [11].

for jets around midrapidity ($|y| < 0.3$) and three different bins for jet transverse momentum, 40–60, 80–110, and 310–400 GeV/ c . In the left panels we show the result obtained with the two JETSCAPE hadronization models and with PYTHIA 8 together with ATLAS data. The right panel shows parton jets from JETSCAPE and PYTHIA 8 for comparison. For the latter calculations the string formation and hadronization steps are omitted and partons are directly clustered with FASTJET. Figure 15 adds results at larger rapidity $1.2 < |y| < 2.1$ for transverse jet momenta 80–110 GeV/ c .

We observe that the three Monte Carlo calculations with hadron jets generally agree very well with each other and with data, within experimental error bars. Differences between hadronization models in JETSCAPE start to play a

role for r close to the jet cone radius in accordance with expectations. Hadronization transfers particles close to the jet cone boundary in or out of the jet as defined at the partonic level. This observation is confirmed when parton jets are compared to hadron jets. The results for parton jets from both JETSCAPE and PYTHIA 8 are consistent with data for $r \ll R$ but underestimate the transverse jet profile for large r . Generally, differences between data and Monte Carlo are larger for jets with smaller transverse momentum. In addition we note a systematic trend between Colorless and Colored Hadronization which bracket the PYTHIA 8 result in most cases. However, JETSCAPE results are typically within experimental error bars.

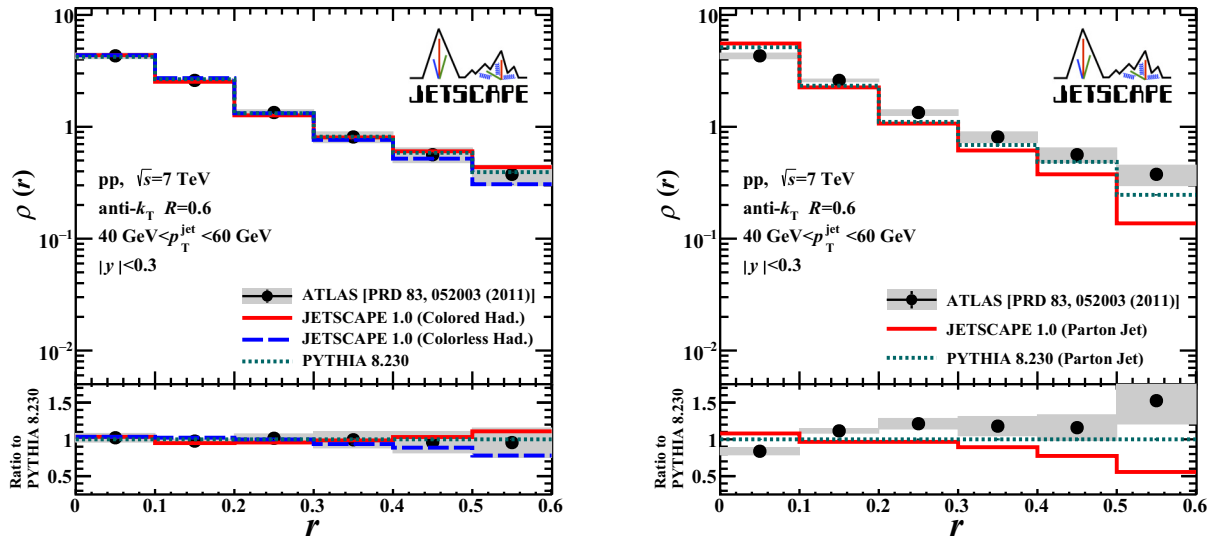
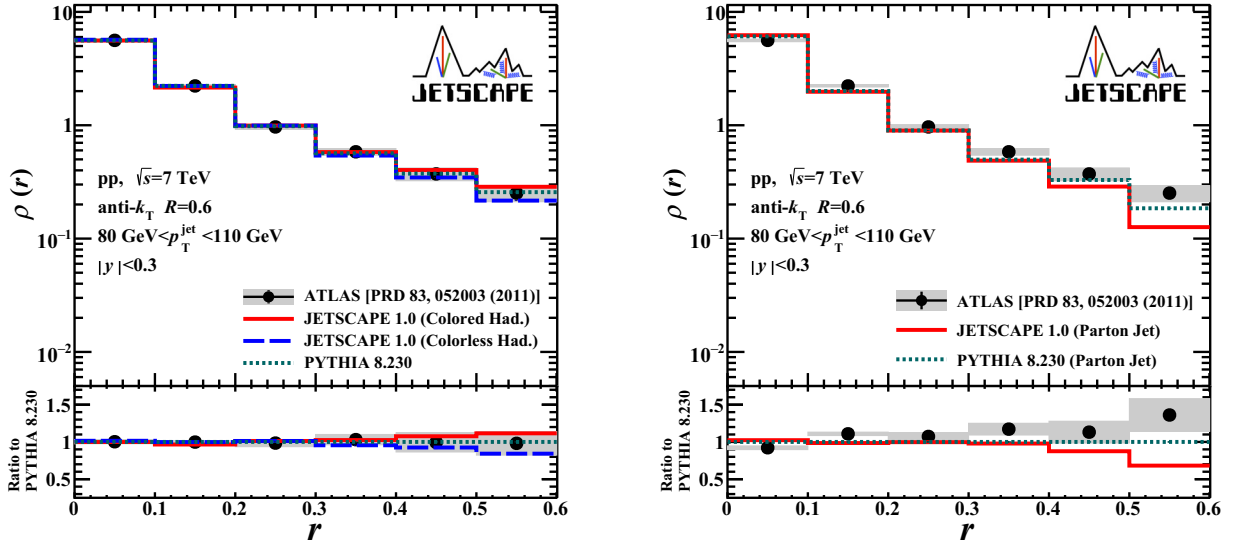


FIG. 12. Jet transverse profile $\rho(r)$ for full jets of radius $R = 0.6$ in $p + p$ collisions at 7 TeV and its ratio to the PYTHIA 8 Monte Carlo results. Jets are required to have transverse momenta p_T between 40 and 60 GeV/ c and rapidities $|y| < 0.3$. Data points in both panels are from the ATLAS Collaboration [37] (black circles). Monte Carlo results are from JETSCAPE Colored Hadronization (solid red line), JETSCAPE Colorless Hadronization (dashed blue line), and PYTHIA 8 (dotted green line). Statistical errors (black error bars) and systematic errors (gray bands) are plotted with the data. The statistical errors of the Monte Carlo calculations are negligible. Left panel: Jets in Monte Carlo reconstructed from hadrons. Right panel: Jets in Monte Carlo reconstructed from partons (JETSCAPE partons = solid red line).


 FIG. 13. Same as Fig. 12 for jets with p_T between 80 and 110 GeV/ c and rapidities $|y| < 0.3$.

To summarize, JETSCAPE PP19 does well with transverse jet shape observables when compared to data above $p_T^{\text{jet}} \gtrsim 40$ GeV/ c . For smaller momenta, deviations from data occur but are in line with analytic calculations of jet cross section ratios. Differences between hadronization models become visible for smaller momenta and close to the jet periphery for jet shape variables.

C. Jet fragmentation functions

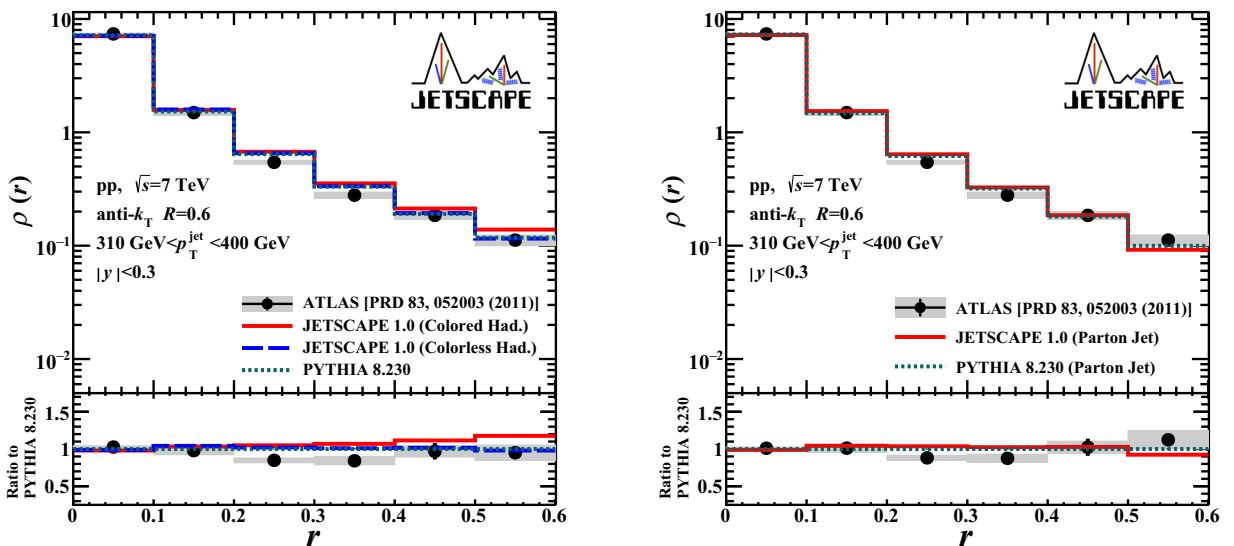
Fragmentation functions $D_{\text{jet}}(z)$ describe the longitudinal structure of the jet by counting particles in the jet according to their momentum fraction z with respect to the full jet momentum. z for a particle with momentum $\mathbf{p}_{\text{particle}}$ with respect to a

jet with momentum \mathbf{p}_{jet} is defined as

$$z = \frac{\mathbf{p}_{\text{jet}} \cdot \mathbf{p}_{\text{particle}}}{|\mathbf{p}_{\text{jet}}|^2}. \quad (5)$$

Fragmentation functions for large momentum jets in vacuum are well understood. In a medium the distribution of hadrons is expected to be modified due to quenching effects. Fragmentation functions $D_{\text{jet}}(p_T)$ measured as a function of absolute particle transverse momentum p_T are an alternative way to plot fragmentation functions. This is particularly interesting to find violations of scaling with z through the presence of momentum scales given by the medium.

In this subsection we discuss fragmentation functions both as functions of z and p_T in $p + p$ collisions at $\sqrt{s} = 2.76$


 FIG. 14. Same as Fig. 12 for jets with p_T between 310 and 400 GeV/ c and rapidities $|y| < 0.3$.

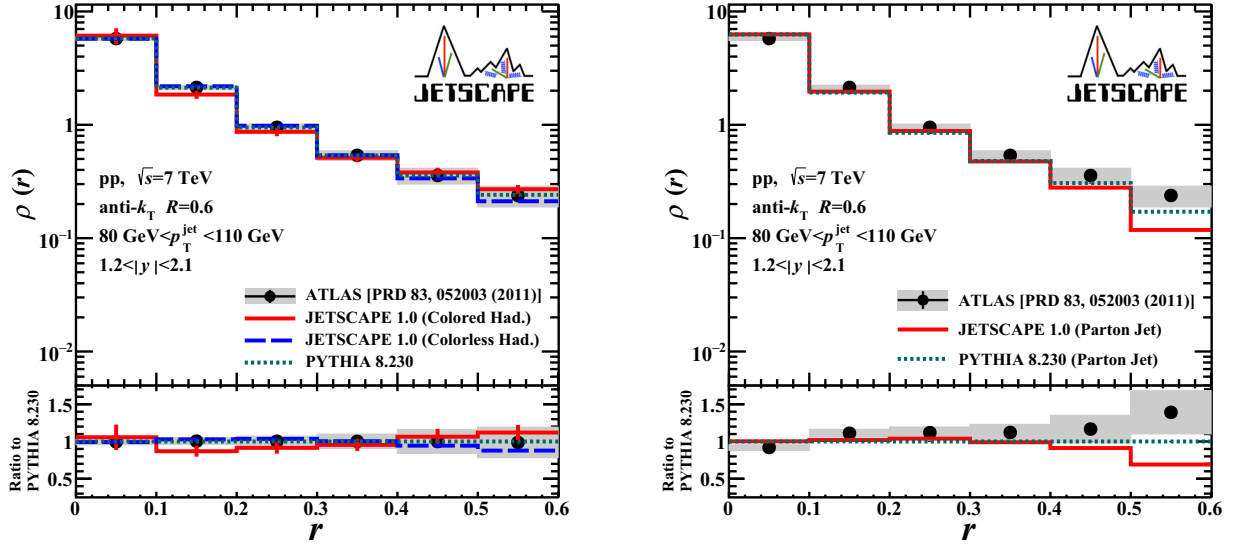


FIG. 15. Same as Fig. 12 for jets with p_T between 80 and 110 GeV/ c and rapidities $1.2 < |y| < 2.1$.

and 7 TeV. At $\sqrt{s} = 2.76$ TeV charged particles with transverse momentum larger 1 GeV/ c inside $R = 0.4$ jets are used to calculate the fragmentation function. Jets have transverse momenta between 100 and 398 GeV/ c to match the ATLAS experiment [38]. The panels in Fig. 16 show the fragmentation function as a function of z and p_T respectively, for jets around midrapidity ($|y| < 0.3$). Figure 17 shows the same fragmentation function around rapidity 2 with ATLAS data. Ratios of JETSCAPE results and data to PYTHIA 8 are plotted in panels below the fragmentation functions.

It is informative to calculate the same fragmentation functions defined for the final parton configuration in each Monte Carlo simulation. We show in Fig. 18 the results for parton jets at midrapidity. Figure 18 demonstrates large differences in the longitudinal structure between MATTER vacuum showers and PYTHIA 8 showers. Final state radiation in PYTHIA 8 produces more partons at small z and small transverse momentum compared to MATTER. On the other hand, at the highest z and p_T bins, the PYTHIA 8 distribution is slightly suppressed relative to MATTER. Turning back to the

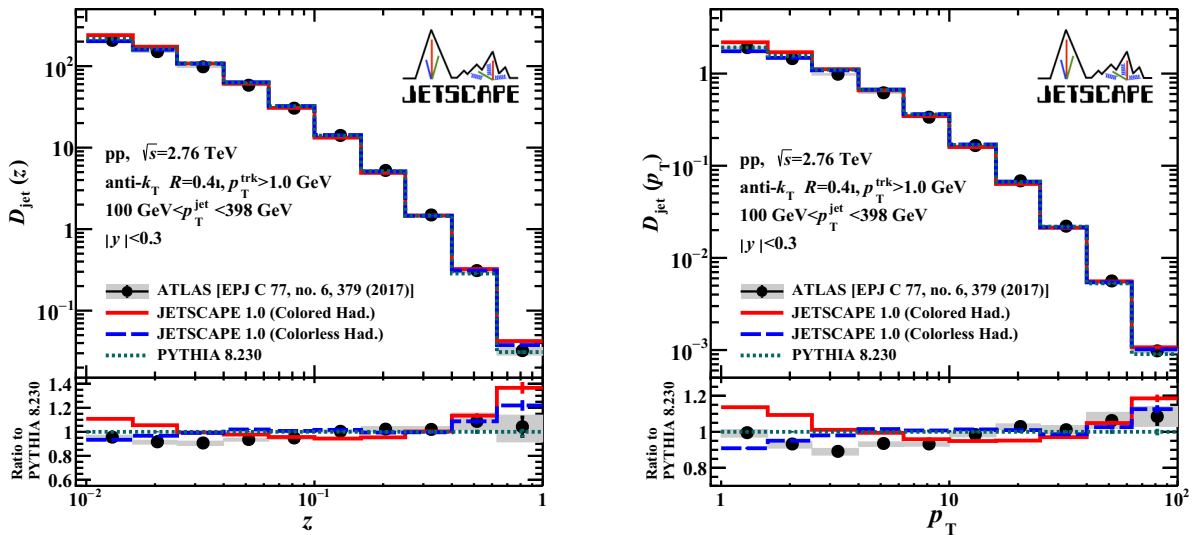
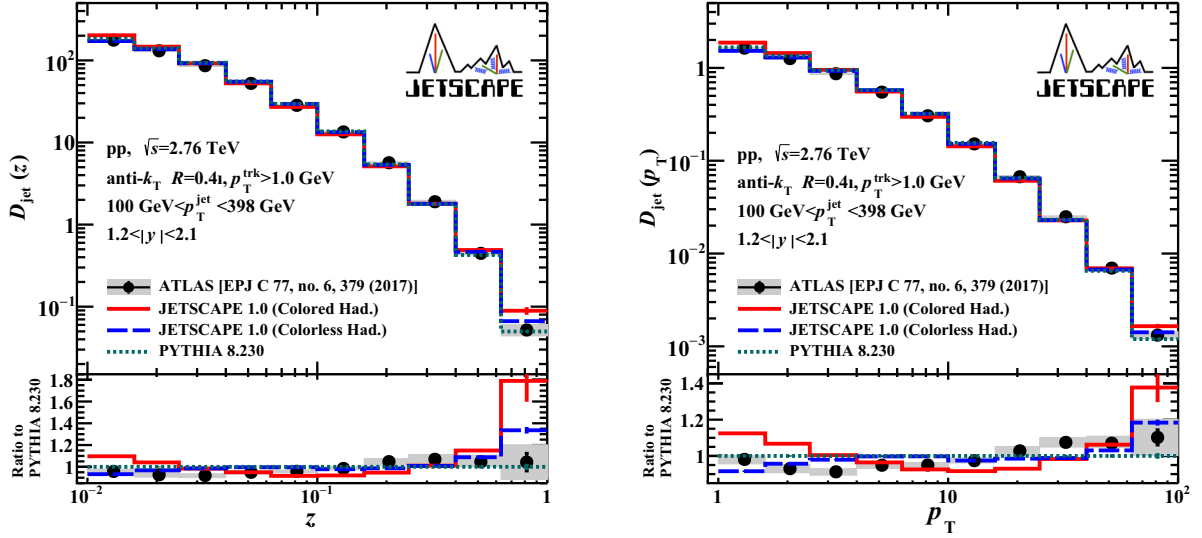


FIG. 16. Jet fragmentation function D_{jet} for charged hadrons in jets of radius $R = 0.4$ in $p + p$ collisions at 2.76 TeV, and its ratio to the PYTHIA 8 Monte Carlo results. Jets are required to have transverse momenta p_T^{jet} between 100 and 398 GeV/ c and rapidities $|y| < 0.3$. Data points in both panels are from the ATLAS Collaboration [38] (black circles). Monte Carlo results are from JETSCAPE Colored Hadronization (solid red line), JETSCAPE Colorless Hadronization (dashed blue line), and PYTHIA 8 (dotted green line). Statistical errors (black error bars) and systematic errors (gray bands) are plotted with the data. Left panel: $D(z)$ as a function of momentum fraction z . Right panel: $D(p_T)$ as a function of hadron transverse momentum.


 FIG. 17. Same as Fig. 16 for jets with rapidity $1.2 < |y| < 2.1$.

fragmentation functions for hadrons, these large differences seen on the parton side tend to be washed out by hadronization; however, significant differences between PYTHIA 8 and MATTER final state showers remain. We can conclude that fragmentation functions at low z ($\lesssim 10^{-2}$) are very sensitive to hadronization. Moreover, measured fragmentation functions of hadrons do not constrain parton distributions in jets well.

The sensitivity to hadronization is reflected in the differences between the JETSCAPE hadronization models. They are typically less than 15% except for the highest and lowest z or p_T bins where the two calculations diverge noticeably. The uncertainty from the hadronization model is also larger than the experimental error bars for most z or p_T bins. PYTHIA 8 results tend to be bracketed between the two JETSCAPE

results except for the largest z or p_T bins where JETSCAPE systematically predicts more hadrons than PYTHIA 8, consistent with the same observation for parton jets. Thus, while the large suppression of JETSCAPE parton showers at low z and p_T compared to PYTHIA 8 seems to be mitigated by hadronization, the enhancement at large z or p_T remains after hadronization. We note that overall PYTHIA 8 describes data on a level of accuracy comparable to or slightly better than JETSCAPE.

Figure 19 explores the dependence of fragmentation functions on the jet transverse momentum for $p + p$ collisions at 7 TeV. We use jets with radius $R = 0.6$ reconstructed in the pseudorapidity region $|\eta| < 1.2$ for four jet transverse momentum bins. Since the jet momentum bins are narrow

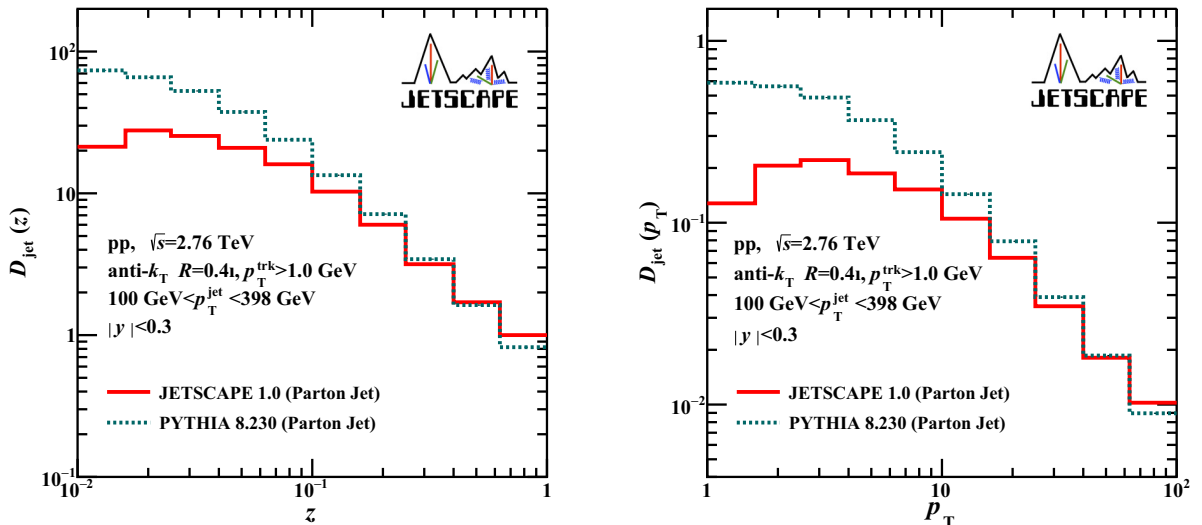


FIG. 18. Same as Fig. 16 for the momentum fraction and transverse momentum of partons (quarks, antiquarks, and gluons) within parton jets (JETSCAPE = solid red line, default PYTHIA 8 = dotted green line).

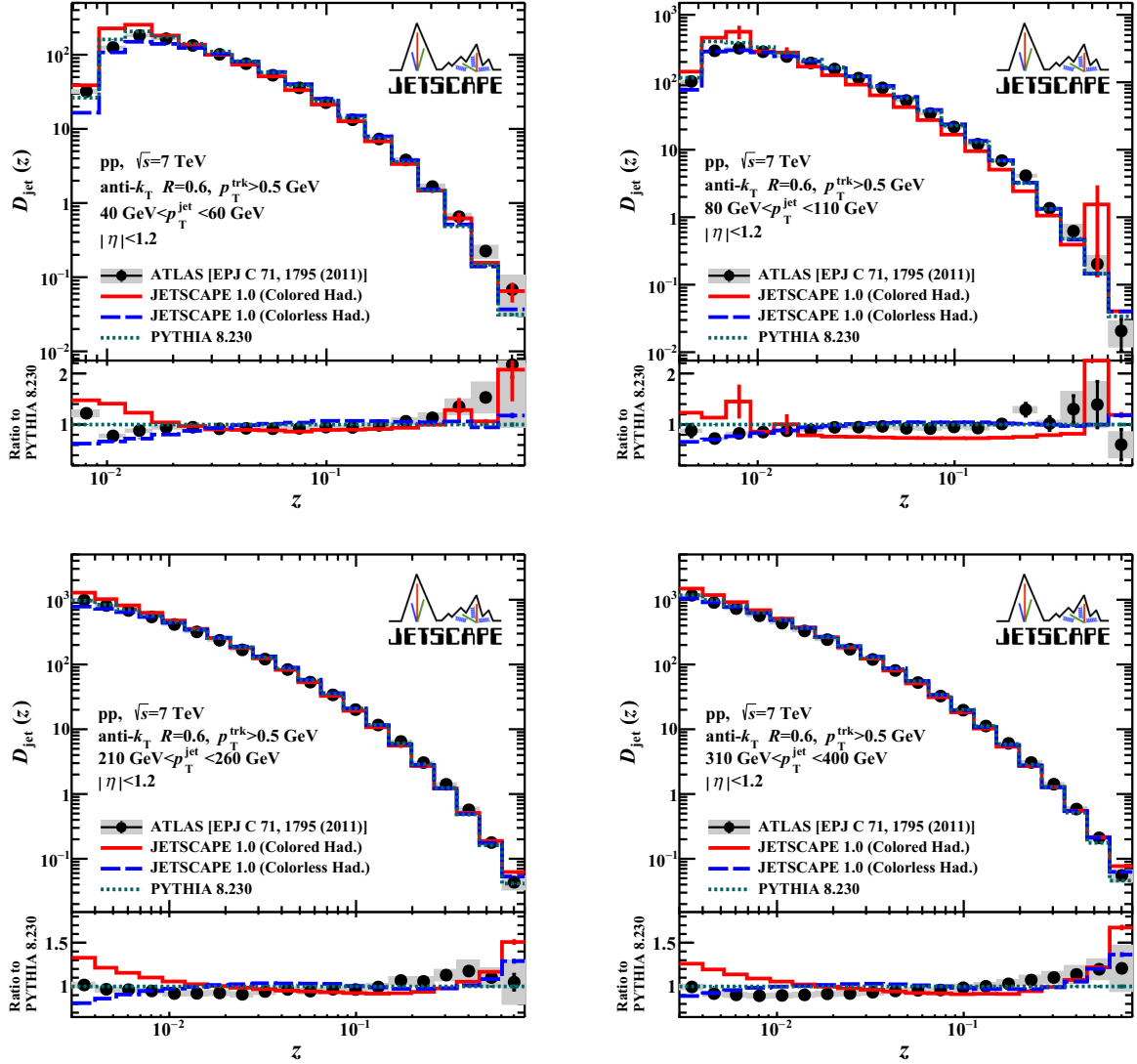


FIG. 19. Jet fragmentation function $D(z)$ for charged hadrons in jets of radius $R = 0.6$ with pseudorapidity $|\eta| < 1.2$ in $p + p$ collisions at 7 TeV, and its ratio to the PYTHIA 8 Monte Carlo results. Data points are from the ATLAS Collaboration [39]. Three different Monte Carlo calculations are presented: JETSCAPE Colored Hadronization (solid red line), JETSCAPE Colorless Hadronization (dashed blue line), and PYTHIA 8 (dotted green line). Statistical errors (black error bars) and systematic errors (grey bands) are plotted with the data. Upper left panel: Results for jets with p_T^{jet} between 40 and 60 GeV/c. Upper right panel: Results for jets with p_T^{jet} between 80 and 110 GeV/c. Lower left panel: Results for jets with p_T^{jet} between 210 and 260 GeV/c. Lower right panel: Results for jets with p_T^{jet} between 310 and 400 GeV/c.

we only show $D_{\text{jet}}(z)$. The ratios to PYTHIA 8 results are provided in the bottom panels. We find a consistent picture in all momentum bins. Again the two JETSCAPE hadronization models bracket both PYTHIA 8 and ATLAS data [39] except for very large z , where JETSCAPE overestimates the fragmentation function.

To summarize, the longitudinal structure of jets in vacuum is more challenging to compute in JETSCAPE than the transverse jet structure. Hadronization helps to mitigate differences between PYTHIA and MATTER shower Monte Carlos at low z but significant differences between the Monte Carlos remain at large z . Uncertainties from the hadronization procedure are at least as large as current experimental uncertainties. While the overall agreement of JETSCAPE with data could be improved, its performance is comparable to PYTHIA 8.

D. Inclusive hadron production

Now we discuss the performance of JETSCAPE for the calculation of inclusive hadron cross sections. The hadron decay settings in the PP19 tune are chosen for calculations of jets and unidentified charged hadron. We focus here on charged pions and charged pions. The latter are compared to neutral pion measurements at RHIC energies. The breaking of isospin symmetry at RHIC at large momentum is small enough to make this a meaningful comparison. Figure 20 shows the ratio of the charged hadron cross sections at $\sqrt{s} = 2.76$ TeV around midrapidity for our three different Monte Carlo calculations and data from CMS [40]. We also provide the comparison of $(\pi^+ + \pi^-)/2$ at 200 GeV compared to π^0 data from the PHENIX experiment [41].

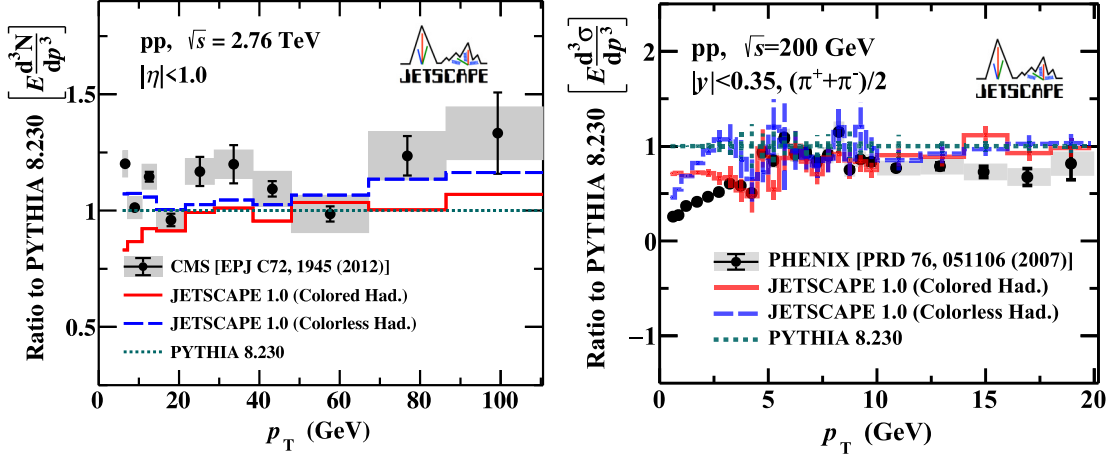


FIG. 20. Ratio of inclusive hadron cross sections in $p + p$ collisions to the PYTHIA 8 Monte Carlo results. Three different Monte Carlo calculations are presented: JETSCAPE Colored Hadronization (solid red line), JETSCAPE Colorless Hadronization (dashed blue line), and PYTHIA 8 (dotted green line). Statistical errors (black error bars) and systematic errors (grey bands) are plotted with the data. Left panel: Unidentified charged hadrons at 2.76 TeV compared to data from the CMS experiment [40]. Hadrons are required to have rapidities $|\eta| < 1.0$. Right panel: $(\pi^+ + \pi^-)/2$ at 200 GeV compared to π^0 data from the PHENIX Collaboration [41].

The difference between the two JETSCAPE hadronization models is about 10% for hadron cross sections. The PYTHIA 8 result for the hadron cross section is bracketed by the two JETSCAPE results for charged hadrons but the PYTHIA 8 calculation lies above JETSCAPE results for pions. All Monte Carlo results slightly underpredict the charged hadron data, with JETSCAPE Colorless Hadronization coming closest to data. For pions at RHIC, JETSCAPE describes data between 5 and 15 GeV/ c .

E. Dijet mass

We present results for dijet mass spectra. For each event the two largest momentum jets for a given jet radius R , satisfying certain cuts explained in detail for each calculation below, are chosen. If two such jets cannot be found the event is discarded. The invariant mass of the dijet system is calculated from the four-momentum vectors of the two jets. The dijet mass observable is complementary to other jet measurements discussed thus far. It is likely that a dijet pair comes from the same underlying hard QCD scattering between partons in the beams, and it is thus sensitive to additional features of the hard QCD process and to parton distribution functions. We will focus our work on two cases: dijets in $p + p$ collisions at $\sqrt{s} = 200$ GeV compared to STAR data [42] and dijets in collisions at 7 TeV compared to data measured by the CMS experiment [10].

In order to compare to CMS dijet data we choose $R = 0.7$ and calculate the cross section

$$\frac{d^2\sigma}{dM dy_{\max}}, \quad (6)$$

where y_{\max} is the larger of the two jet rapidities by magnitude. Dijet systems are accepted if the leading jet transverse momentum is above 60 GeV/ c and the subleading jet transverse momentum is above 30 GeV/ c . Figure 21 shows the re-

sults of JETSCAPE calculations for hadronic jets (left panel), using both hadronization options, and parton jets (right panel) for $|y_{\max}| \leq 0.5$. PYTHIA 8 results and CMS data are included for comparison, and the bottom panels show ratios of JETSCAPE results and data to PYTHIA 8 results. There is little difference between the two JETSCAPE hadronization models, and JETSCAPE 1.0 results are consistent with data within error bars. PYTHIA 8 slightly overpredicts the dijet mass spectrum from very small to very large dijet masses. These observations are consistent between parton and hadron jets.

The picture changes when at least one jet is required to have large rapidity; see Fig. 22. In the case of $2 \leq y_{\max} \leq 2.5$ the overprediction of experimental data becomes significant. The roles are reversed, with PYTHIA 8 doing better than JETSCAPE compared to data. Again parton jets show the same behavior as hadron jets, and the two JETSCAPE hadronization models produce very similar results.

We conclude that, for the large dijet masses at LHC, hadronization has little bearing on dijet cross sections. Since the underlying hard processes for PYTHIA 8 and JETSCAPE are computed in the same manner, the results could indicate needed improvements in cross section calculations in which one jet is at forward rapidity. We can further confirm that the dijet mass is quite sensitive to details of the final state parton shower, as shown by the relative difference between parton results for JETSCAPE and PYTHIA 8.

At RHIC energy we calculate the triple differential cross section

$$\frac{d^3\sigma}{dM d\eta_1 d\eta_2} \quad (7)$$

for $R = 0.6$ jets. η_1 and η_2 are the pseudorapidities of both jets. The jets were required to have $p_T^{\text{jet}} > 8$ GeV/ c for the leading jet and $p_T^{\text{jet}} > 6$ GeV/ c for the subleading jet. The

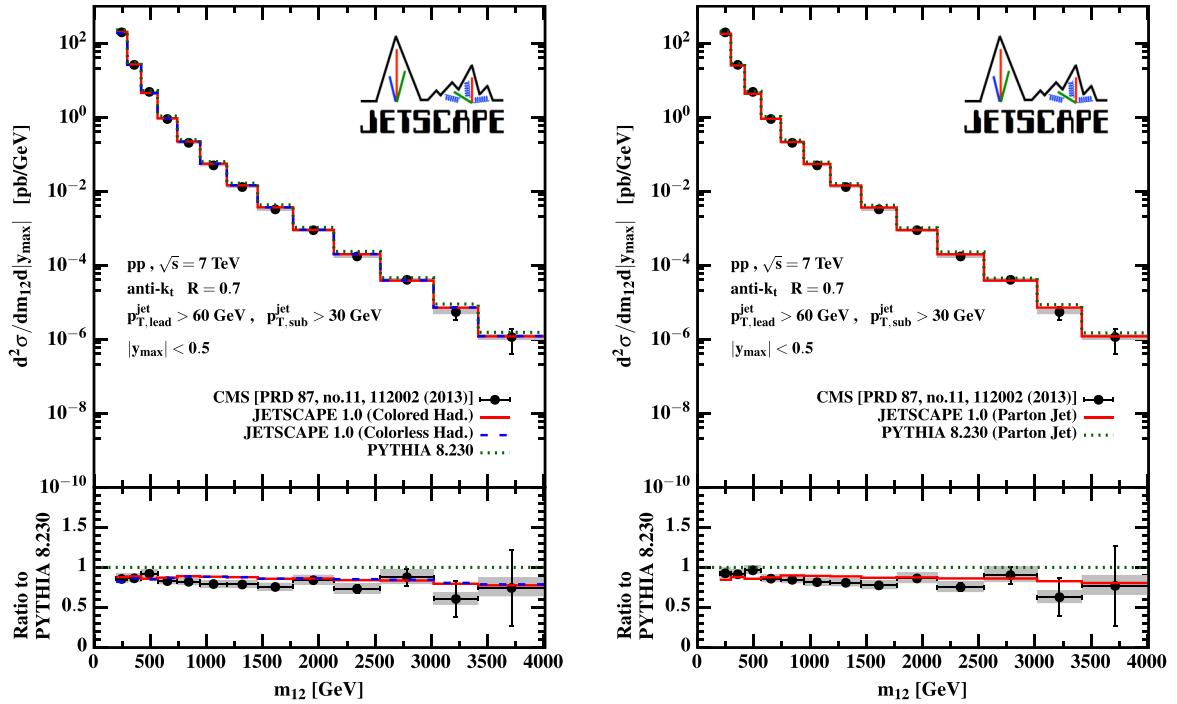


FIG. 21. Dijet mass cross section $d^2\sigma/dm_{12}d|y_{\max}|$ at 7 TeV for $R = 0.7$ jets with $|y_{\max}| < 0.5$. The left panel shows results from PYTHIA 8 and JETSCAPE with both Colored and Colorless Hadronization together with data from CMS [10]. The right panel shows results for parton jets created with PYTHIA 8 and JETSCAPE. Bottom panels give the ratios of all results and data to PYTHIA 8.

pseudorapidity for both jets was constrained to satisfy $\eta \leq 0.8$. Figure 23 shows the results for both hadron (left panel) and parton (right panel) jets calculated with JETSCAPE using both hadronization models. We also show PYTHIA 8 results

and data from STAR. Bottom panels once more indicate ratios with respect to PYTHIA 8.

Both hadronization models in JETSCAPE give consistent results; however, a comparison of parton and hadron jets

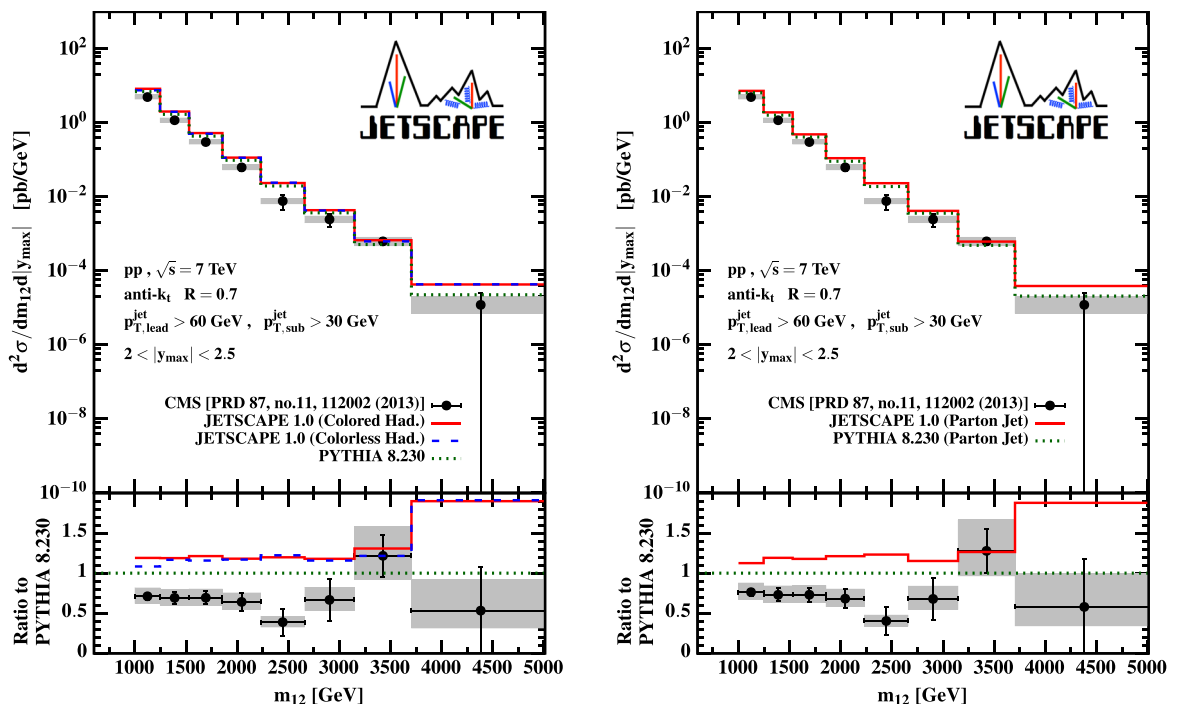


FIG. 22. Same as Fig. 21 for jets with $2 \leq |y_{\max}| \leq 2.5$.

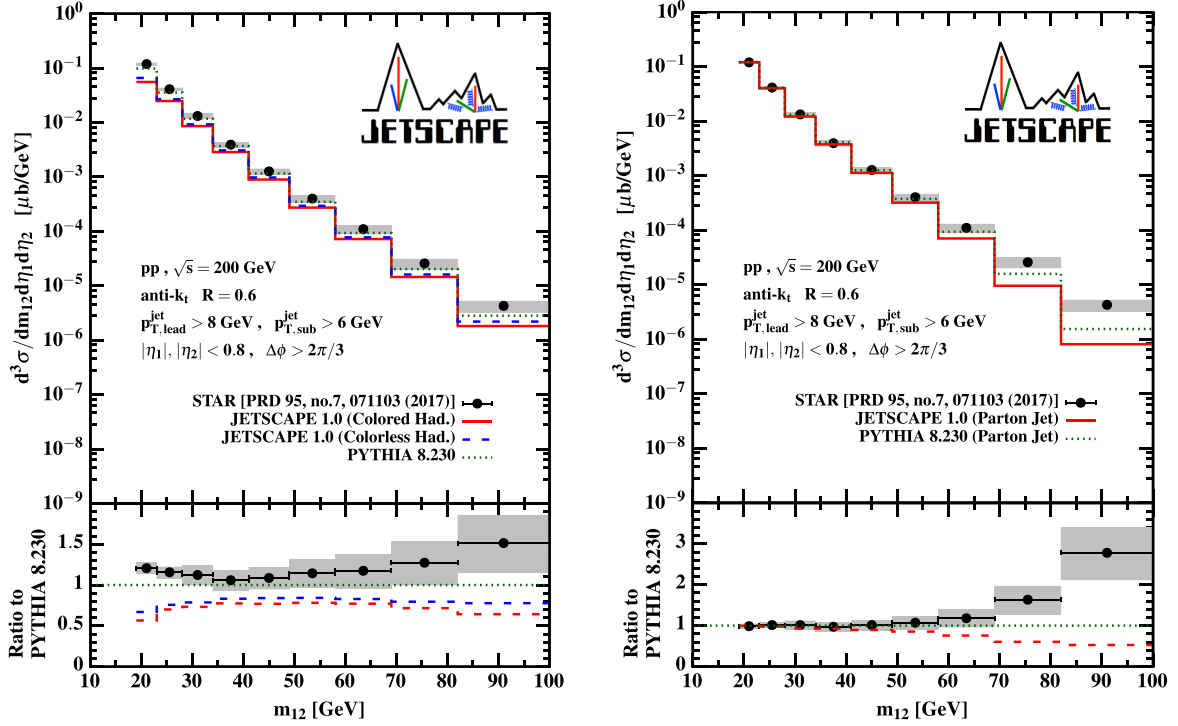


FIG. 23. Dijet mass cross section $d^2\sigma/dM d\eta_1 d\eta_2$ at 200 GeV for $R = 0.6$ jets with $\eta < 0.8$. The left panel shows results from PYTHIA 8 and JETSCAPE with both Colored and Colorless Hadronization together with data from STAR [42]. The right panel shows results for parton jets created with PYTHIA 8 and JETSCAPE. Bottom panels give the ratio of all results and data to PYTHIA 8.

indicates the presence of hadronization effects in this case. Hadronization tends to push calculated dijet mass spectra lower. Hadron dijet mass spectra from JETSCAPE underpredict measured spectra. The deviations of PYTHIA 8 calculations from data are less severe and consistent with data except for very small (< 20 GeV) and large masses (> 80 GeV) available from experiment.

IV. SUMMARY AND DISCUSSION

In this work we have introduced the JETSCAPE PP19 tune based on JETSCAPE 1.0. We present the first systematic and comprehensive evaluation of the JETSCAPE event generator for important observables in $p + p$ collisions. We have studied JETSCAPE at three different collision energies ($\sqrt{s} = 0.2, 2.76,$ and 7 TeV). Our results quantify results of the JETSCAPE framework in relation to PYTHIA 8 and data. They also serve as a benchmark for JETSCAPE users who wish to test their setup against a comprehensive set of calculations.

We have calculated inclusive jet cross sections, transverse jet shapes, jet fragmentation functions, charged hadron cross sections, and dijet mass cross sections. The emerging picture from this body of work is that overall agreement of JETSCAPE with PYTHIA 8 and experimental data is satisfactory, but there is room for future improvements. Inclusive jet cross sections, dijet mass cross sections, and

transverse jet shape observables at LHC energies calculated with JETSCAPE are typically compatible with data within experimental error bars for all jet radii considered, as long as p_T^{jet} is larger than 40 GeV/ c . The only exception for jet cross sections is the 2.76 TeV CMS data for jet radii between 0.2 and 0.4 which is overpredicted by both JETSCAPE and PYTHIA 8. However, uncertainties from hadronization for these small jet radii are appreciable. When interpreting these results it should be kept in mind that the two adjustable parameters in MATTER have been optimized to describe inclusive jet cross section without additional UE subtraction. JETSCAPE calculations of the jet shape variable ρ bracket PYTHIA 8 and data within the uncertainties of the data. Ratios of jet cross sections of different jet radii are described well above $p_T^{\text{jet}} = 40$ GeV/ c . The picture is different at RHIC energies. Deviations between PYTHIA 8 and JETSCAPE results for inclusive jet cross sections are as large as 50% , with most of the STAR data falling within the band defined by the calculations. Clearly, differences in final state parton showers and details of the underlying event subtraction matter greatly at low jet momenta, and JETSCAPE procedures need improvement in this case.

Overall, for LHC energies, around midrapidity, and for jet momenta above 40 GeV/ c jet cross sections, jet shapes and dijet mass spectra calculated with JETSCAPE are well suited as benchmarks for heavy ion collisions. At other energies and smaller jet momenta uncertainties in JETSCAPE calculations

and deviations from data can exceed 10% and need to be considered when $A + A$ collisions are compared to $p + p$.

Jet fragmentation functions and charged hadron cross sections at LHC energies show two noteworthy features. JETSCAPE overpredicts fragmentation functions for very large z or p_T , and large transverse jet momenta. The deviation can be 20% to 60% for $z \approx 0.7$ to 1. JETSCAPE results are consistent with data on fragmentation functions within experimental errors starting from $z \approx 0.5$. Large- z deviations are also less pronounced for smaller momentum jets. The high- z excess in JETSCAPE can be traced back to differences in the final state showers between PYTHIA 8 and MATTER. Moreover, at small z uncertainties from hadronization are very large compared to experimental error bars. JETSCAPE results are consistent with PYTHIA 8 and data within those uncertainties.

We find no clear tendency that data would favor one JETSCAPE hadronization model over the other. Differences between calculations using the two models are useful to explore uncertainties from hadronization. Uncertainties are largest for jet cross sections at small momenta $p_T^{\text{jet}} \lesssim 30$ GeV/ c (up to $\approx 30\%$) and for fragmentation functions at small z (up to $\approx 50\%$). As discussed above, both hadronization models have strengths and weaknesses, with Colorless Hadronization preferable in $A + A$ collisions and Colored Hadronization in $p + p$ collisions. In absence of a clear conclusion one should understand the two results as an uncertainty band for uncertainties in modeling hadronization.

Differences between JETSCAPE and PYTHIA 8, indicative of an important role for the final state shower Monte Carlo and the underlying event, can be seen most prominently for fragmentation functions for very large z , dijet mass cross sections, and inclusive jets cross sections for small radius R . Our study has produced a quantitative map of the accuracy of the JETSCAPE 1.0 event generator in $p + p$ collisions. Deviations from $p + p$ results seen in $A + A$ calculations need to be evaluated in the context of the uncertainties for $p + p$ documented here. As an example, the interpretation of medium-modified fragmentation functions needs to be discussed with the large dependence of low- z fragmentation functions on hadronization in mind. Future improvements to JETSCAPE in $p + p$ would involve a proper treatment of the underlying event and a careful simultaneous tuning of JETSCAPE and PYTHIA 8 parameters in connection with a rigorous statistical analysis of data.

ACKNOWLEDGMENTS

This work was supported in part by the National Science Foundation (NSF) within the framework of the JETSCAPE Collaboration, under Grants No. ACI-1550172 (G.R.), No. ACI-1550221 (R.J.F., M.K., and Z.Y.), No. ACI-1550223 (D.E., M. M., and U.H.), No. ACI-1550225 (S.A.B., J.C., T.D., W.F., W.K., R.W., and Y.X.), No. ACI-1550228 (L.-G.P., X.-N.W., and P.J.), and No. ACI-1550300 (S.C., L.C., K. K., A.K., M.E.K., A.M., C.N., D.P., J.P., L.S., C.Si., and R.A.S.). It was also supported in part by the NSF under Grants No. PHY-1207918 (M.K.), No. 1516590, and No. 1812431 (R.J.F., M.K., and Z.Y.), and by the US Department of Energy, Office of Science, Office of Nuclear Physics under Grants No. DE-AC02-05CH11231 (Y.H. and X.-N.W.), No. DE-AC52-07NA27344 (R.A.S.), No. DE-SC0012704 (C.S.), No. DE-SC0013460 (S.C., A.K., A.M., C.S., and C.Si.), No. DE-SC0004286 (L.D., U.H.), DE-SC0012704 (K.K. and B.S.), No. DE-FG02-92ER40713 (J.P.), No. DE-SC0011088 (Y.C.), No. and DE-FG02-05ER41367 (T.D., W.K., J.-F.P., S.A.B., and Y.X.). The work was also supported in part by the National Science Foundation of China (NSFC) under Grant No. 11521064, Ministry of Science and Technology (MOST) of China under Project No. 2014CB845404 (Y.H., T.L., and X.-N.W.), and in part by the Natural Sciences and Engineering Research Council of Canada (C.G., S.J., C.P., and G.V.), the Fonds de recherche du Québec Nature et technologies (FRQ-NT) (G.V.), and by the Office of the Vice President for Research (OVPR) at Wayne State University (Y.T.). This work used the Extreme Science and Engineering Discovery Environment (XSEDE), which is supported by National Science Foundation Grant No. ACI-1548562. Computations were made in part on the supercomputer *Guillimin* from McGill University, managed by Calcul Québec and Compute Canada. The operation of this supercomputer is funded by the Canada Foundation for Innovation (CFI), NanoQuébec, Réseau de Médecine Génétique Appliquée (RMGA) and FRQ-NT. Computations were also carried out on the Wayne State Grid funded by the Wayne State OVPR. Data storage was provided in part by the OSIRIS project supported by the National Science Foundation under Grant No. OAC-1541335. C.G. gratefully acknowledges support from the Canada Council for the Arts through its Killam Research Fellowship program. C.S. gratefully acknowledges support from a Goldhaber Distinguished Fellowship from Brookhaven Science Associates.

-
- [1] T. Sjöstrand, S. Mrenna, and P. Z. Skands, *J. High Energy Phys.* **05** (2006) 026.
 [2] T. Sjöstrand, S. Ask, J. R. Christiansen, R. Corke, N. Desai, P. Ilten, S. Mrenna, S. Prestel, C. O. Rasmussen, and P. Z. Skands, *Comput. Phys. Commun.* **191**, 159 (2015).
 [3] J. Bellm *et al.*, *Eur. Phys. J. C* **76**, 196 (2016).
 [4] S. Frixione, P. Nason, and C. Oleari, *J. High Energy Phys.* **11** (2007) 070.
 [5] J. H. Putschke *et al.* (JETSCAPE Collaboration) [arXiv:1903.07706](https://arxiv.org/abs/1903.07706).
 [6] K. Kauder (JETSCAPE Collaboration), *Nucl. Phys. A* **982**, 615 (2019).
 [7] A. Majumder, *Phys. Rev. C* **88**, 014909 (2013).
 [8] S. Cao and A. Majumder, *Phys. Rev. C* **101**, 024903 (2020).
 [9] V. Khachatryan *et al.* (CMS Collaboration), *Eur. Phys. J. C* **76**, 265 (2016).

- [10] S. Chatrchyan *et al.* (CMS Collaboration), *Phys. Rev. D* **87**, 112002 (2013); **87**, 119902(E) (2013).
- [11] G. Aad *et al.* (ATLAS Collaboration), *Eur. Phys. J. C* **71**, 1512 (2011).
- [12] V. Khachatryan *et al.* (CMS Collaboration), *Phys. Rev. C* **96**, 015202 (2017).
- [13] J. S. Moreland, J. E. Bernhard, and S. A. Bass, *Phys. Rev. C* **92**, 011901(R) (2015).
- [14] B. Schenke, S. Jeon, and C. Gale, *Phys. Rev. C* **82**, 014903 (2010).
- [15] B. Schenke, C. Gale, and S. Jeon, *Phys. Rev. C* **80**, 054913 (2009).
- [16] Y. He, T. Luo, X.-N. Wang, and Y. Zhu, *Phys. Rev. C* **91**, 054908 (2015); **97**, 019902(E) (2015).
- [17] S. Cao, T. Luo, G.-Y. Qin, and X.-N. Wang, *Phys. Rev. C* **94**, 014909 (2016).
- [18] J. Casalderrey-Solana, D. C. Gulhan, J. G. Milhano, D. Pablos, and K. Rajagopal, *J. High Energy Phys.* **10** (2014) 019; Erratum: **09** (2015) 175.
- [19] J. Casalderrey-Solana, D. C. Gulhan, J. G. Milhano, D. Pablos, and K. Rajagopal, *J. High Energy Phys.* **3** (2016) 053.
- [20] V. Khachatryan *et al.* (CMS Collaboration), *J. High Energy Phys.* **09** (2010) 091.
- [21] G. Aad *et al.* (ATLAS Collaboration), *Phys. Rev. Lett.* **116**, 172301 (2016).
- [22] A. Majumder and J. Putschke, *Phys. Rev. C* **93**, 054909 (2016).
- [23] J. Casalderrey-Solana and E. Iancu, *J. High Energy Phys.* **08** (2011) 015.
- [24] B. Abelev *et al.* (ALICE Collaboration), *Phys. Lett. B* **722**, 262 (2013).
- [25] Y. He, S. Cao, W. Chen, T. Luo, L.-G. Pang, and X.-N. Wang, *Phys. Rev. C* **99**, 054911 (2019).
- [26] M. Dasgupta, F. Dreyer, G. P. Salam, and G. Soyez, *J. High Energy Phys.* **04** (2015) 039.
- [27] J.-W. Qiu, F. Ringer, N. Sato, and P. Zurita, *Phys. Rev. Lett.* **122**, 252301 (2019).
- [28] B. B. Abelev *et al.* (ALICE Collaboration), *Phys. Rev. D* **91**, 112012 (2015).
- [29] G. Aad *et al.* (ATLAS Collaboration), *Phys. Rev. D* **84**, 054001 (2011).
- [30] X. Li, *PoS (DIS2015)*, 203 (2015).
- [31] M. Cacciari, G. P. Salam, and G. Soyez, *J. High Energy Phys.* **04** (2008) 063.
- [32] M. Cacciari, G. P. Salam, and G. Soyez, *Eur. Phys. J. C* **72**, 1896 (2012).
- [33] M. Cacciari and G. P. Salam, *Phys. Lett. B* **641**, 57 (2006).
- [34] M. Dasgupta, F. A. Dreyer, G. P. Salam, and G. Soyez, *J. High Energy Phys.* **06** (2016) 057.
- [35] S. Chatrchyan *et al.* (CMS Collaboration), *Phys. Rev. D* **90**, 072006 (2014).
- [36] M. Dasgupta, L. Magnea, and G. P. Salam, *J. High Energy Phys.* **02** (2008) 055.
- [37] G. Aad *et al.* (ATLAS Collaboration), *Phys. Rev. D* **83**, 052003 (2011).
- [38] M. Aaboud *et al.* (ATLAS Collaboration), *Eur. Phys. J. C* **77**, 379 (2017).
- [39] G. Aad *et al.* (ATLAS Collaboration), *Eur. Phys. J. C* **71**, 1795 (2011).
- [40] S. Chatrchyan *et al.* (CMS Collaboration), *Eur. Phys. J. C* **72**, 1945 (2012).
- [41] A. Adare *et al.* (PHENIX Collaboration), *Phys. Rev. D* **76**, 051106 (2007).
- [42] L. Adamczyk *et al.* (STAR Collaboration), *Phys. Rev. D* **95**, 071103 (2017).