

MIT Open Access Articles

Search for top squark pair production in a final state with at least one hadronically decaying tau lepton in proton-proton collisions at $\sqrt{s} = 13$ TeV

The MIT Faculty has made this article openly available. **Please share** how this access benefits you. Your story matters.

Citation: Journal of High Energy Physics. 2023 Jul 13;2023(7):110

As Published: [https://doi.org/10.1007/JHEP07\(2023\)110](https://doi.org/10.1007/JHEP07(2023)110)

Publisher: Springer Berlin Heidelberg

Persistent URL: <https://hdl.handle.net/1721.1/151170>

Version: Final published version: final published article, as it appeared in a journal, conference proceedings, or other formally published context

Terms of use: Creative Commons Attribution



Search for top squark pair production in a final state with at least one hadronically decaying tau lepton in proton-proton collisions at $\sqrt{s} = 13$ TeV



The CMS collaboration

E-mail: cms-publication-committee-chair@cern.ch

ABSTRACT: A search for pair production of the supersymmetric partner of the top quark, the top squark, in proton-proton collisions at $\sqrt{s} = 13$ TeV is presented in final states containing at least one hadronically decaying tau lepton and large missing transverse momentum. This final state is highly sensitive to scenarios of supersymmetry in which the decay of the top squark to tau leptons is enhanced. The search uses a data sample corresponding to an integrated luminosity of 138 fb^{-1} , which was recorded with the CMS detector during 2016–2018. No significant excess is observed with respect to the standard model predictions. Exclusion limits at 95% confidence level on the masses of the top squark and the lightest neutralino are presented under the assumptions of simplified models. The results probe top squark masses up to 1150 GeV for a nearly massless neutralino. This search covers a relatively less explored parameter space in the context of supersymmetry, and the exclusion limit is the most stringent to date for the model considered here.

KEYWORDS: Hadron-Hadron Scattering, Supersymmetry, Top Squark

ARXIV EPRINT: [2304.07174](https://arxiv.org/abs/2304.07174)

Contents

1	Introduction	1
2	The CMS detector	3
3	Event simulation	4
4	Event reconstruction	5
5	Event selection	8
6	Background estimation	9
6.1	Tau leptons from top quark production	13
6.2	Misidentified hadronically decaying tau lepton candidates	14
6.2.1	Estimation for the $\tau_h\tau_h$ category	15
6.2.2	Estimation for the $\ell\tau_h$ category	17
7	Systematic uncertainties	18
8	Results	19
9	Summary	29
	The CMS collaboration	37

1 Introduction

The standard model (SM) of particle physics is the most successful theoretical description of the fundamental particles of nature and their interactions. However, it has various shortcomings. Several theories have been proposed to address these deficiencies, among which Supersymmetry (SUSY) [1–9] is one of the most widely studied. It assumes a new symmetry between bosons and fermions, thereby introducing a bosonic (fermionic) superpartner for every SM fermion (boson). The fermionic superpartners of the $SU(2)\times U(1)$ gauge fields of the SM, known as gauginos and higgsinos, are combined resulting in mass eigenstates that are referred to as charginos and neutralinos, or collectively as electroweakinos. In R -parity conserving SUSY models [10], the weakly interacting lightest neutralino $\tilde{\chi}_1^0$ can be interpreted as a dark matter candidate. The superpartners of the left- and right-handed top quarks are the top squarks, \tilde{t}_L and \tilde{t}_R , respectively. The combination of these bosonic fields results in mass eigenstates \tilde{t}_1 and \tilde{t}_2 , where \tilde{t}_1 is defined to be the lighter of the two. The top squarks play an important role in stabilizing the Higgs boson (H) mass calculation by canceling the dominant top quark loop corrections [11–13]. Depending on the mixing

scenario [14, 15], the mass of \tilde{t}_1 can be within the reach of the CERN LHC for the top squark to effectively cancel the divergent contributions of the top quark to the Higgs boson mass. Hence it is important to search for top squark production at the LHC.

The minimal supersymmetric standard model (MSSM) is the simplest SUSY extension of the SM, and it incorporates a wide variety of SUSY phenomenologies. Both the gauge and Yukawa components [9] of the chargino $\tilde{\chi}_1^\pm$ and neutralino are involved in their interaction with fermion-sfermion pairs. As a result, higgsino-like chargino and neutralino preferentially couple to third-generation fermion-sfermion pairs through the large Yukawa coupling. Moreover, the Yukawa coupling to tau lepton-slepton pairs can be large for a high value of $\tan\beta$ even if the higgsino component is relatively small. Here the quantity $\tan\beta$ is defined as the ratio of the vacuum expectation values of the two Higgs doublets in the MSSM. For a large value of $\tan\beta$, the lighter state of the superpartner $\tilde{\tau}_1$ of the tau lepton can be significantly less massive than the superpartners of the first and second generation leptons. Consequently, the chargino decays predominantly as $\tilde{\chi}_1^\pm \rightarrow \tilde{\tau}_1^\pm \nu_\tau$ or $\tau^\pm \tilde{\nu}_\tau$, where $\tilde{\nu}_\tau$ is the superpartner of the tau neutrino. The decay probabilities of the electron and muon channels are thus greatly reduced [16, 17]. Throughout this paper, charge conjugation symmetry is assumed and equal branching fractions are considered for $\tilde{\chi}_1^\pm$ decays to $\tilde{\tau}_1^\pm \nu_\tau$ and $\tau^\pm \tilde{\nu}_\tau$. Since the tau lepton decays to hadrons more often than to electrons and muons [18], and the hadronic decay mode has lower background contribution relative to the signal, searches for SUSY signals in electron and muon channels are less sensitive to higgsino-like and high $\tan\beta$ scenarios. In this search, we focus on the signal of top squark pair production in a final state with two tau leptons, at least one of them decaying hadronically, probing part of the MSSM parameter space where the lightest charginos and neutralino preferentially couple to third-generation fermions.

To address both the gauge hierarchy problem and the possibility of preferential couplings between electroweakinos and third-generation particles, we focus on the top squark decay chains $\tilde{t}_1 \rightarrow b\tilde{\chi}_1^+ \rightarrow b\tilde{\tau}_1^+ \nu_\tau \rightarrow b\tau^+ \tilde{\chi}_1^0 \nu_\tau$ and $\tilde{t}_1 \rightarrow b\tilde{\chi}_1^+ \rightarrow b\tau^+ \tilde{\nu}_\tau \rightarrow b\tau^+ \tilde{\chi}_1^0 \nu_\tau$ and their charge conjugate reactions. We assume R -parity conservation and consider $\tilde{\chi}_1^0$ to be the lightest SUSY particle (LSP). Being neutral and weakly interacting, $\tilde{\chi}_1^0$ leaves no recorded signal in the detector. The decay chains are depicted by the four diagrams in figure 1 within the framework of simplified model spectra (SMS) [19, 20], where a branching ratio of 50% is assumed for both $\tilde{\chi}_1^+ \rightarrow \tilde{\tau}_1^+ \nu_\tau$ and $\tilde{\chi}_1^+ \rightarrow \tau^+ \tilde{\nu}_\tau$.

This search is performed using proton-proton (pp) collision events at a center-of-mass energy of 13 TeV, recorded by the CMS experiment at the LHC. The data sample corresponds to integrated luminosities of 36.3, 41.5, and 59.8 fb⁻¹ collected during the 2016, 2017, and 2018 operating periods of the LHC, respectively. Signal-like events are characterized by the presence of at least one hadronically decaying tau lepton τ_h , jets identified as likely to have originated from the fragmentation of b quarks, i.e., b-tagged jets, and a large missing transverse momentum. The other tau lepton decays either hadronically or leptonically, τ_ℓ , to an electron or a muon. Events with both tau leptons decaying leptonically are not considered as they constitute about only 13% of the final states. The semileptonic final states are referred to as $e\tau_h$ and $\mu\tau_h$ (or collectively as $\ell\tau_h$) categories, and the fully hadronic final state as the $\tau_h\tau_h$ category. Contributions from SM processes are estimated using a combination of Monte Carlo (MC) simulated samples and control samples in data.

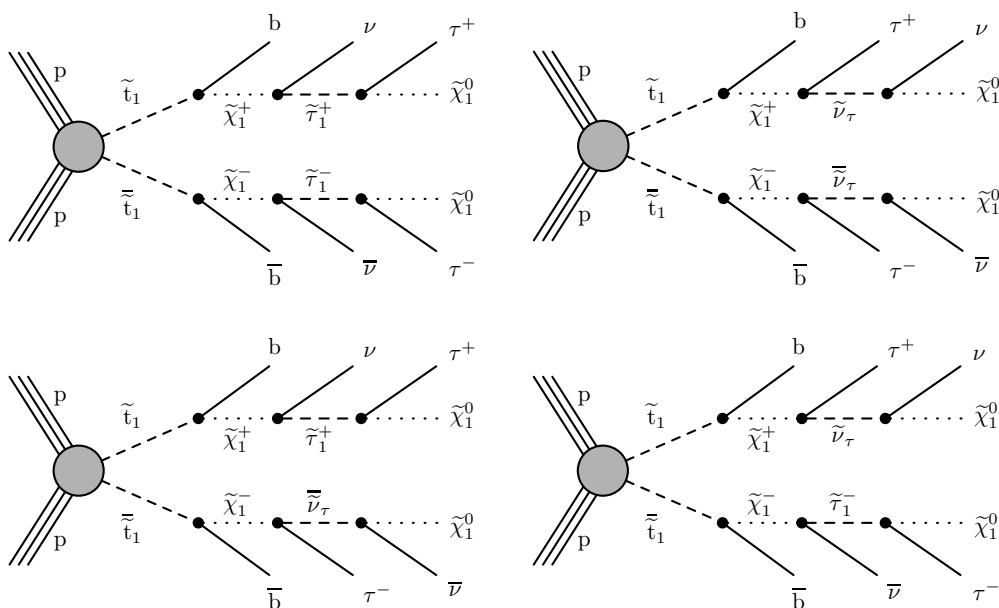


Figure 1. Diagrams of top squark pair production in pp collisions at the LHC, and the decays that lead to final states with pairs of b quarks and tau leptons accompanied by neutrinos and LSPs, within the framework of SMS.

Both the CMS [21–28] and ATLAS [29–33] Collaborations have performed searches for top squark pair production in leptonic and hadronic final states, establishing limits on top squark masses in the framework of SMS models. The final state used in this search has also been studied by the ATLAS Collaboration [34, 35]. However the results are not directly comparable as the ATLAS searches were optimized for a gauge-mediated SUSY-breaking scenario, where the top squark decays as $\tilde{t}_1 \rightarrow b\tilde{\tau}_1^+\nu_\tau$, resulting in different kinematics of the final state particles. A search performed by the CMS Collaboration [36] using 2016 and 2017 data has studied the same signal model as this study, albeit in the $\tau_h\tau_h$ final state alone. This study expands upon the search in ref. [36] by including the 2018 data and the $\ell\tau_h$ final states, and employs improved τ_h identification and b tagging algorithms. Since we interpret the results in the framework of simplified models, previous constraints from direct chargino and tau slepton production searches by LEP, and LHC experiments have not been imposed in this analysis. The HEPDATA record for the analysis can be found in ref. [37].

2 The CMS detector

The central feature of the CMS apparatus is a superconducting solenoid of 6 m internal diameter that provides a magnetic field of 3.8 T. Within the solenoid volume are a silicon pixel and strip tracker, a lead tungstate crystal electromagnetic calorimeter (ECAL), and a brass and scintillator hadron calorimeter (HCAL), each composed of a barrel and two endcap sections. Forward calorimeters extend the pseudorapidity (η) coverage provided by the barrel and endcap detectors. Muons are detected in gas-ionization chambers embedded

in the steel flux-return yoke outside the solenoid. A more detailed description of the CMS detector, together with a definition of the coordinate system used and the relevant kinematic variables, is reported in ref. [38].

Events of interest are selected using a two-tiered trigger system [39]. The first level, composed of custom hardware processors, uses information from the calorimeters and muon detectors to select events at a rate of around 100 kHz within a fixed latency of less than $4\ \mu\text{s}$ [40]. The second level, known as the high-level trigger, consists of a farm of processors running a version of the full event reconstruction software optimized for fast processing, and it reduces the event rate to around 1 kHz before data storage.

3 Event simulation

Simulated samples are used to estimate several SM backgrounds as well as to predict signal rates. The background and signal samples are generated with representative distributions of additional pp interactions per bunch crossing, referred to as pileup. These samples are produced for each year of data taking separately to account for different pileup and detector conditions in the three years. Additionally, the simulated samples for each year are reweighted such that their pileup profiles match that measured in the data of the corresponding year.

For background processes, the POWHEG v2 [41–45] MC event generator is used for the pair production of top quarks ($t\bar{t}$) and the single top quark t -channel process, whereas POWHEG v1 [46] is used for the tW process. The MADGRAPH5_aMC@NLO (v2.2.2 for 2016, v2.4.2 for 2017 and 2018) [47] event generator is used at leading order (LO) for modeling the Drell-Yan+jets (DY+jets) and W +jets backgrounds; these two LO MC samples are normalized to cross sections calculated with the FEWZ v3.1 program [48] at NNLO order in pQCD. The MADGRAPH5_aMC@NLO event generator is also used to simulate the diboson (VV and VH) and $t\bar{t}V$ ($V = W$ or Z) processes at NLO in pQCD. For the 2016 analysis, the parton showering and hadronization are simulated with PYTHIA v8.212 [49]. All samples use the CUETP8M1 [50] underlying event tune, except for $t\bar{t}$ simulation, which uses the CUETP8M2T4 [51] tune. For the 2017 and 2018 analyses, PYTHIA v8.230 with the CP5 [52] tune is used. The CMS detector response is modeled using GEANT4 [53], and simulated events are then reconstructed in the same way as collision data.

The signal is simulated based on simplified SUSY models. The signal process of top squark production, shown in figure 1, is simulated at LO using MADGRAPH5_aMC@NLO followed by PYTHIA v8.212 with the tune CUETP8M1 for 2016 and tune CP2 [52] for the 2017 and 2018 analyses. The signal cross sections are evaluated using NNLO plus next-to-leading logarithmic (NLL) calculations in QCD [54–58]. The detector response for the signal sample is simulated using the fast CMS detector simulation (FASTSIM) [59]. For all simulated signal and background events, small discrepancies observed between simulation and data are corrected by adding several scale factors, as discussed in section 7. Additional corrections are applied to the signal to account for differences between FASTSIM and GEANT4 simulations.

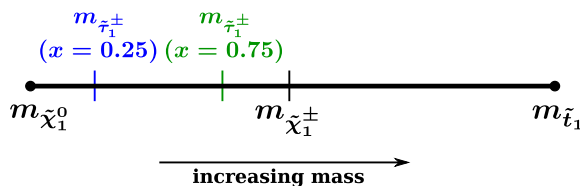


Figure 2. A graphical representation of the mass parameterization described in eq. (3.1).

We assume a branching fraction of 50% for each of the two decay modes of the chargino, $\tilde{\chi}_1^+ \rightarrow \tilde{\tau}_1^+ \nu_\tau$ and $\tilde{\chi}_1^+ \rightarrow \tau^+ \tilde{\nu}_\tau$. Each of the four diagrams in figure 1 therefore contributes to 25% of the generated signal events. The masses of SUSY particles appearing in the decay chain are parameterized as

$$\begin{aligned}
 m_{\tilde{\chi}_1^-} - m_{\tilde{\chi}_1^0} &= 0.5 (m_{\tilde{\tau}_1^-} - m_{\tilde{\chi}_1^0}), \\
 m_{\tilde{\tau}_1^-} - m_{\tilde{\chi}_1^0} &= x (m_{\tilde{\chi}_1^-} - m_{\tilde{\chi}_1^0}), \\
 \text{where } x &\in [0.25, 0.5, 0.75], \\
 \text{and } m_{\tilde{\nu}_\tau} &= m_{\tilde{\tau}_1^-}.
 \end{aligned}
 \tag{3.1}$$

In this parameterization, the chargino mass is fixed to have the mean of the top squark and $\tilde{\chi}_1^0$ masses. The masses of the leptonic superpartners are set by the value of x for a given pair of top squark and $\tilde{\chi}_1^0$ masses. A graphical representation of the mass parameterization is presented in figure 2.

Therefore, the kinematic properties of the final state particles in each of the decay chains depicted in figure 1 depend on the choice of x :

- $x = 0.25$: the mass of the lepton superpartner is closer to that of the $\tilde{\chi}_1^0$ than to that of the $\tilde{\chi}_1^\pm$. Hence, the upper left diagram in figure 1 produces tau leptons with lower energy with respect to the ones produced in the upper right. The lower two diagrams both typically produce two tau leptons with a large difference in energy.
- $x = 0.75$: the masses of the $\tilde{\tau}_1^\pm$ and the $\tilde{\chi}_1^\pm$ are relatively close, so the upper left diagram in figure 1 produces more energetic tau leptons than the upper right. The lower two diagrams produce the same energy asymmetry as in the case of $x = 0.25$.
- $x = 0.5$: the tau leptons in all four diagrams have similar energies.

In fact, when all four diagrams are taken into account, the distributions of the kinematic properties are found to be very similar for the three different values of x , for a given set of chargino and LSP masses. It is important to note, however, that parameterizing the chargino mass to a point other than halfway between the \tilde{t}_1 and $\tilde{\chi}_1^0$ masses does affect the overall sensitivity of this search. These cases are not explored in this paper.

4 Event reconstruction

The particle-flow (PF) algorithm [60] reconstructs each individual particle in an event, with an optimized combination of information from various components of the CMS detector.

The energies of electrons and photons are measured in the ECAL. The momentum of electrons is determined by a combined measurement of the track momentum in the tracker, the energy of the matching ECAL supercluster, and the energy of all bremsstrahlung photons consistent with originating from the track. The momentum of muons is obtained from the bending of the corresponding tracks in the tracker and the muon spectrometer, which comprises three technologies: drift tubes, cathode strip chambers, and resistive-plate chambers. The energy of charged hadrons, which is corrected for zero-suppression effects and for the response function of the calorimeters to hadronic showers, is determined from a combination of the momentum measured in the tracker and the energy of the matching ECAL and HCAL clusters. Finally, the energy of neutral hadrons is obtained from the corrected energies in the corresponding ECAL and HCAL clusters.

Vertices reconstructed in an event are required to be within 24 cm of the center of the detector in the z direction (along the beam), and to have a transverse displacement from the beam line of less than 2 cm. The primary vertex (PV) is taken to be the vertex corresponding to the hardest scattering in the event, evaluated using tracking information alone, as described in section 9.4.1 of ref. [61].

Reconstruction of jets is performed by clustering PF objects using the anti- k_T algorithm [62, 63] with a distance parameter of $R = 0.4$. Jet momentum is determined as the vector sum of all particle momenta in the jet, and is typically within 5–10% of the momentum of the particle level jet over the entire p_T spectrum within the detector acceptance. Pileup interactions contribute to spurious tracks and calorimetric energy deposits, increasing the apparent jet momentum. To mitigate this effect, tracks identified as originating from pileup vertices are discarded, and an offset is applied to correct for the remaining contributions [64]. Jets are calibrated using information from both simulation and data [64]. Additional selection criteria are applied to remove jets that are potentially dominated by instrumental effects or reconstruction failures [65]. Only jets with $p_T > 20$ GeV and $|\eta| < 2.4$ are considered in this analysis.

Jets originating from the fragmentation of b quarks are identified as b-tagged jets [66] using the DEEPJET algorithm [67, 68]. The algorithm employs properties of reconstructed secondary vertices and charged and neutral particle constituents of the jet as inputs to a convolutional deep neural network. The “medium” (“loose”) selection or working point (WP) of this algorithm corresponds to a signal efficiency of about 80 (90)%, with a mistagging probability of about 1 (10)% for light jets (from gluons and up, down and strange quarks) and about 11 (50)% for jets originating from charm quarks. The medium DEEPJET WP is used to identify b-tagged jets in the search regions, whereas the loose WP is used to veto events in control regions (CRs), as described in section 6.2.2.

Electrons are identified using the “tight” WP of a boosted decision tree algorithm [69] that uses inputs based on the spatial distribution of the shower, track-cluster matching criteria, and consistency between the cluster energy and the track momentum. This WP corresponds to a signal efficiency of 80%, with a mistagging probability of about 1.0 (1.8)% for hadrons in the barrel (endcaps). The relative energy resolution ranges 0.8–5.2% for electrons with p_T between 10 and 300 GeV; it is generally better in the barrel region than in the endcaps, and also depends on the bremsstrahlung energy emitted by the electron as it

traverses the material in front of the ECAL [69, 70]. Only electrons with $p_T > 30(36)$ GeV and $|\eta| < 2.4$ are considered in this analysis of the 2016 (2017 and 2018) samples. The stricter requirement on the electron p_T in 2017 and 2018 samples is because of increased pileup in those years, which necessitated a higher single-electron trigger threshold.

Muon reconstruction uses a global fit combining information from the tracker and muon spectrometers. Muon candidates are required to pass the “medium” WP of the algorithm that uses criteria on the geometrical matching between the tracks in the tracker and the muon spectrometers, and on the quality of the global fit. This WP corresponds to a signal efficiency of more than 98%, with a misidentification probability of about 0.15 (0.40)% for pions (kaons) [71]. Muons with p_T between 2 and 100 GeV, matched to the tracks measured in the silicon tracker, results in a p_T resolution of 1% in the barrel and 3% in the endcaps. The muons are measured with a p_T resolution better than 7% in the barrel with a p_T of up to 1 TeV [71].

The present search considers only muons with $p_T > 28$ GeV and $|\eta| < 2.4$. The requirement on the muon p_T is determined by the single-muon trigger threshold.

Isolation criteria are imposed on the lepton (electron and muon) candidates to reject leptons originating from hadronic decays. The isolation variable used for this purpose is defined as the scalar p_T sum of reconstructed charged and neutral particles, excluding the lepton candidate, within a cone of radius $\Delta R = \sqrt{(\Delta\eta)^2 + (\Delta\phi)^2} = 0.3$ (0.4) around the electron (muon) candidate track, divided by the p_T of the lepton candidate, where ϕ is the azimuthal angle in radians. Charged particles not originating from the primary vertex are excluded from this sum, and a correction is applied to account for the neutral components originating from pileup, as described in ref. [70]. This relative isolation is required to be less than 15 (20)% for electrons (muons).

Hadronic tau lepton candidates are reconstructed from one charged hadron and up to two neutral pions, or three charged hadrons and up to one neutral pion, consistent with originating from the decay of a tau lepton, using the hadrons-plus-strips algorithm [72]. To distinguish between jets originating from quarks or gluons and genuine hadronic tau lepton decays, the discriminant of a deep neural network algorithm called DEEPTAU [73] is used. The τ_h candidates are selected with the “tight” WP of the above discriminant, which has an efficiency of $\approx 60\%$ and a misidentification probability of $\approx 0.5\%$. The “loose” (“very loose”) WP, which has an efficiency of ≈ 80 (≈ 90)% and a misidentification probability of ≈ 1.5 (≈ 3.5)% is used for estimating the background from misidentified τ_h candidates in the $\tau_h\tau_h$ ($\ell\tau_h$) category. In this analysis, only τ_h with $p_T > 30$ (40) GeV and $|\eta| < 2.3$ (2.1) are used for the $\ell\tau_h$ ($\tau_h\tau_h$) category. The stricter requirement on the p_T and $|\eta|$ of the τ_h candidate in the $\tau_h\tau_h$ category is because of a higher double- τ_h trigger threshold.

The missing transverse momentum vector, \vec{p}_T^{miss} , is computed as the negative vector \vec{p}_T sum of all the PF objects in an event, and its magnitude is denoted as p_T^{miss} [74]. The \vec{p}_T^{miss} is modified to account for the energy calibration of all the PF candidates in an event, clustered into jets or not.

5 Event selection

The sources of p_T^{miss} in the signal events are the neutrinos and the weakly interacting neutralinos, whose kinematic properties are correlated with those of the visible objects (in particular the τ_h and τ_ℓ candidates). In contrast, p_T^{miss} in the SM background processes is primarily due to neutrinos. This difference can be exploited by first constructing the transverse mass m_T , defined as follows:

$$m_T^2(p_T^{\text{vis}}, p_T^{\text{inv}}) = m_{\text{vis}}^2 + m_{\text{inv}}^2 + 2(E_T^{\text{vis}} E_T^{\text{inv}} - p_T^{\text{vis}} \cdot p_T^{\text{inv}}), \quad (5.1)$$

where $E_T^2 = m^2 + p_T^2$ for either visible or invisible particles. Here the masses of the visible (vis) and invisible (inv) particles are denoted by m_{vis} and m_{inv} , respectively. The value of m_T has a maximum at the mass of the parent of the visible and the invisible particles when there is only one source of missing momentum in the system. To account for pair-produced particles where both have visible and invisible decay products, the “stransverse mass (m_{T2})” [75, 76] is defined as:

$$m_{T2}^2(\text{vis1}, \text{vis2}, p_T^{\text{miss}}) = \min_{\substack{p_T^{\text{inv1}} + p_T^{\text{inv2}} = p_T^{\text{miss}}}} [\max\{m_T^2(p_T^{\text{vis1}}, p_T^{\text{inv1}}), m_T^2(p_T^{\text{vis2}}, p_T^{\text{inv2}})\}]. \quad (5.2)$$

Since the momenta of the individual invisible particles in eq. (5.2) are unknown, p_T^{miss} is divided into two components (p_T^{inv1} and p_T^{inv2}) in such a way that the value of m_{T2} is minimized. If m_{T2} is computed using the two τ_h candidates (or the τ_ℓ and τ_h candidates for the $\ell\tau_h$ category) as the visible objects, “vis1” and “vis2”, then its upper limit in the signal will be at the chargino mass. This is different from the SM background processes. For example in $t\bar{t}$ events, the upper limit is at the W boson mass. In searches where the masses of the invisible particles are unknown, the calculation of m_{T2} requires an assumption on their masses. For this analysis, it was chosen to consider them as massless [77].

The signal and background processes can be further separated by utilizing the total visible momentum of the system. This is characterized using the quantity H_T for the $\tau_h\tau_h$ category, defined as the scalar sum of the p_T of all jets and the τ_h candidates in the event. Jets lying within a cone of $\Delta R = 0.3$ around either of the two selected τ_h candidates are excluded from this sum to avoid double counting. Since H_T is a measure of the visible transverse momentum of the system, it is sensitive to the mass of the top squark. For the $\ell\tau_h$ category, we construct an analogous quantity S_T , which includes the additional contribution from the lepton p_T .

Events in the $\tau_h\tau_h$ category are selected using $\tau_h\tau_h$ triggers where both τ_h candidates are required to have $|\eta| < 2.1$, and $p_T > 35$ or 40 GeV depending on the trigger logic. The $\tau_h\tau_h$ trigger has an efficiency of $\approx 95\%$ for τ_h candidates that pass the offline selection. For the $e\tau_h$ ($\mu\tau_h$) category, single-electron (single-muon) trigger is used, with the trigger efficiency of ~ 90 (~ 95)% for electron (muon) candidates that pass the offline selection. The single-electron and single-muon triggers have p_T thresholds of 27 (34) GeV and 24 (27) GeV respectively, in 2016 (2017 and 2018). The triggers described above are emulated using simulation, and the efficiencies measured therein are corrected to match those measured in the data.

For the offline selection, events are required to have $p_T^{\text{miss}} > 50$ GeV, $H_T > 100$ GeV (for the $\tau_h\tau_h$ category only), $S_T > 100$ GeV (for the $\ell\tau_h$ category only), and at least one b-tagged jet with $|\eta| < 2.4$ and $p_T > 25$ (20) GeV for the $\ell\tau_h$ ($\tau_h\tau_h$) category. The $e\tau_h$ ($\mu\tau_h$) categories require exactly one electron (muon) and exactly one τ_h of opposite-sign charge, while the $\tau_h\tau_h$ category requires two τ_h of opposite-sign charges. Additionally, events in the $\tau_h\tau_h$ category having $40 < m(\tau_h\tau_h) < 90$ GeV are vetoed in order to suppress the contribution from DY+jets events. Here $m(\tau_h\tau_h)$ is the invariant mass of the two τ_h candidate system. Events in the $\ell\tau_h$ category are vetoed if they have any extra e, μ , or τ_h to avoid any overlap between the $e\tau_h$, $\mu\tau_h$, and $\tau_h\tau_h$ categories. This veto also helps to reduce the contribution from rare SM background processes like VV and $t\bar{t}V$. The requirements on p_T^{miss} and the number of b-tagged jets (n_b) help to reduce the contributions from DY+jets and SM events comprised uniquely of jets produced through the strong interaction, referred to as multijet events.

Distributions of the variables p_T^{miss} , m_{T2} , and H_T (or S_T) after this selection are shown in figures 3–5 for data and the predicted background, along with representative signal distributions. The SM backgrounds are estimated using the methods described in section 6.

Signal events with different top squark and LSP masses have decay products with different kinematics and populate different regions of the phase space. For example, regions with low p_T^{miss} , m_{T2} , and H_T (or S_T) are sensitive to signals with low top squark masses. On the other hand, events with high p_T^{miss} , m_{T2} , and H_T (or S_T) are sensitive to models with high top squark and low LSP masses. To obtain the highest sensitivity over the entire phase space, the selected events are categorized in 15 bins as a function of the measured p_T^{miss} , m_{T2} , and H_T (or S_T), as illustrated in figure 6.

6 Background estimation

The most significant backgrounds contributing to the SR are single top quark and $t\bar{t}$ processes in which the top quark decays to a lepton and a neutrino. With the p_T^{miss} from the neutrino, these events have a final state that is very similar to that of the signal model. Events from $t\bar{t}$ and single top quark production having two genuine τ_h decays (one lepton and one genuine τ_h decay) account for about 47 (75–78)% of the total SM background in the $\tau_h\tau_h$ ($\ell\tau_h$) category. The contribution from these processes is estimated from simulation. The predicted yield in each SR bin is multiplied by a correction factor derived from CRs in data and simulation.

Events with one or two jets that are misidentified as τ_h candidates arise mostly from single top quark and $t\bar{t}$ processes. The contribution from multijet events is significantly diminished because of the requirements $p_T^{\text{miss}} > 50$ GeV and $n_b \geq 1$, the latter of which also reduces the contribution from W+jets events with a misidentified τ_h candidate. The contribution from processes with one or more jets misidentified as a τ_h candidate, estimated using data CRs, is about 42 (18)% of the total background in the $\tau_h\tau_h$ ($\ell\tau_h$) category.

The background contribution from DY+jets events via $Z/\gamma^* \rightarrow \tau\tau$ decays is typically small in the most sensitive bins, amounting to about 9% in the $\tau_h\tau_h$ category and a few percent in the $\ell\tau_h$ category. This background is estimated using simulation for both the

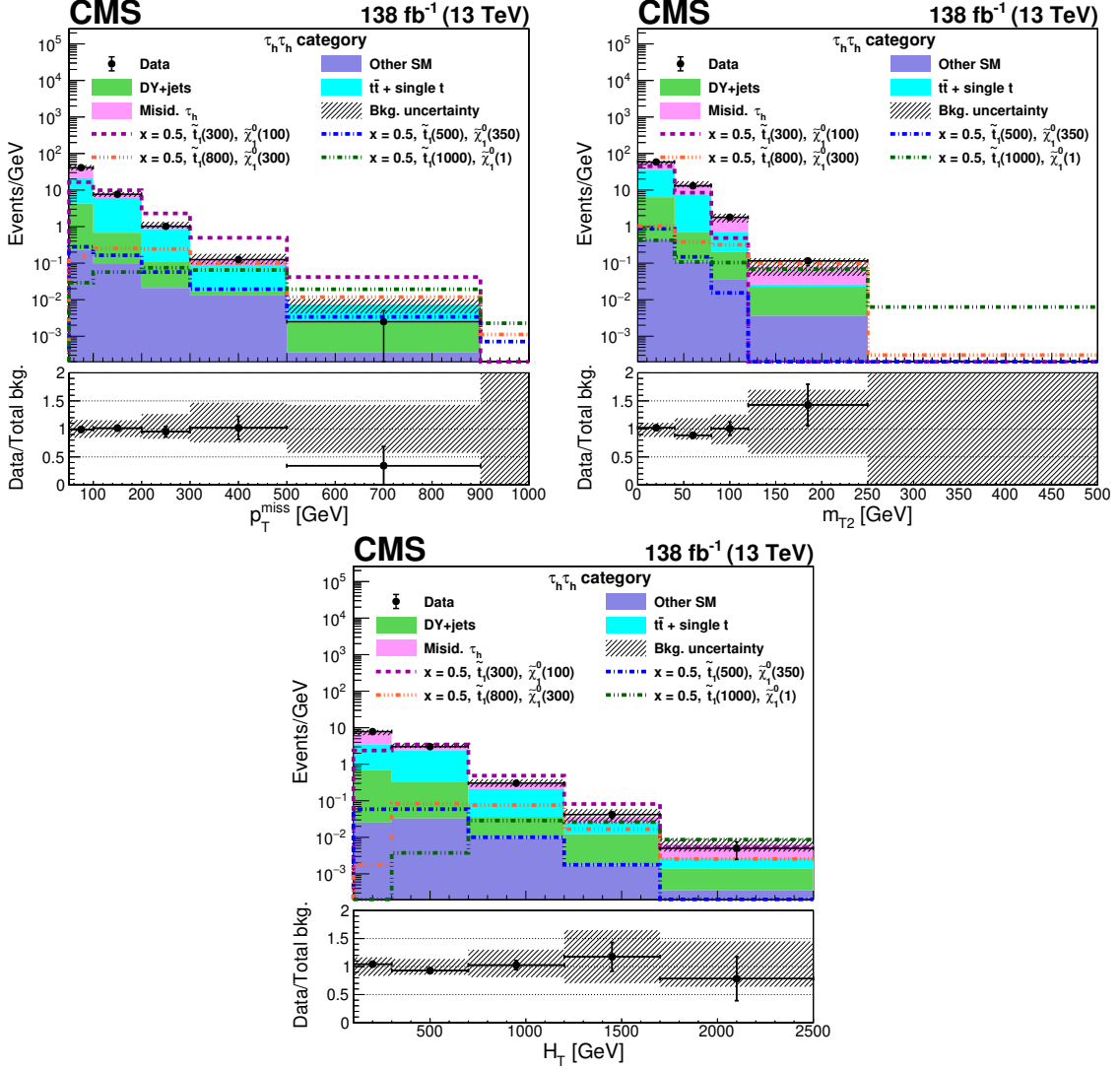


Figure 3. Distributions of the search variables p_T^{miss} , m_{T2} , and H_T after event selection described in section 5 for data and predicted backgrounds, corresponding to the $\tau_h \tau_h$ category. The histograms for the background processes are stacked, and the signal distributions expected for a few representative sets of model parameter values are overlaid: $x = 0.5$ and $[m_{\tilde{\tau}_1}, m_{\tilde{\chi}_1^0}] = [300, 100]$, $[500, 350]$, $[800, 300]$, and $[1000, 1]$ GeV. The lower panel indicates the ratio of the observed number of events to the total predicted number of background events. The shaded bands indicate the statistical and systematic uncertainties in the predicted backgrounds, added in quadrature. The last bin includes the overflow.

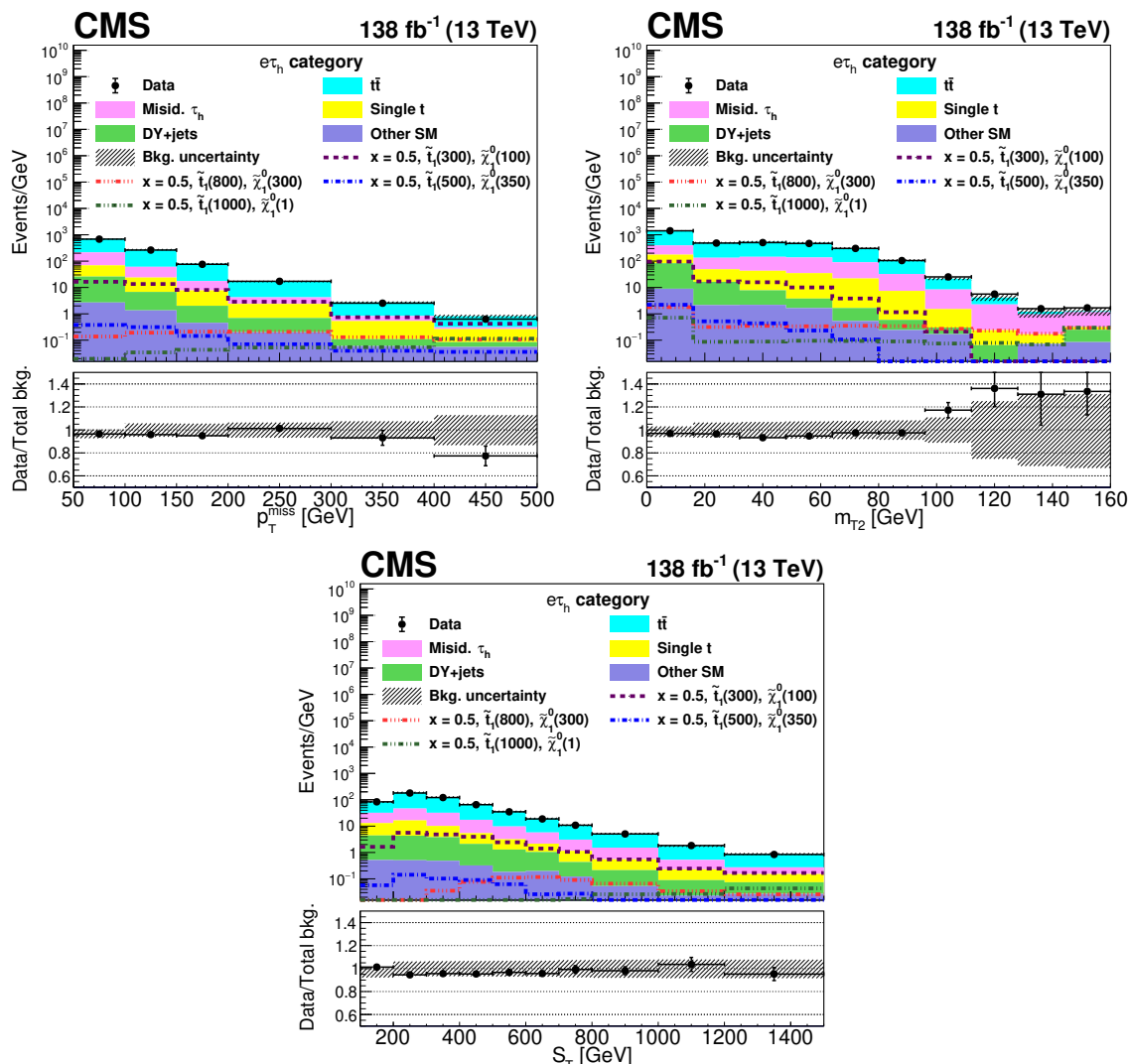


Figure 4. Distributions of the search variables p_T^{miss} , m_{T2} , and S_T after event selection described in section 5 for data and predicted backgrounds, corresponding to the $e\tau_h$ category. The histograms for the background processes are stacked, and the signal distributions expected for a few representative sets of model parameter values are overlaid: $x = 0.5$ and $[m_{\tilde{\tau}_1}, m_{\tilde{\chi}_1^0}] = [300, 100]$, $[500, 350]$, $[800, 300]$, and $[1000, 1]$ GeV. The lower panel indicates the ratio of the observed number of events to the total predicted number of background events. The shaded bands indicate the statistical and systematic uncertainties in the predicted backgrounds, added in quadrature. The last bin includes the overflow.

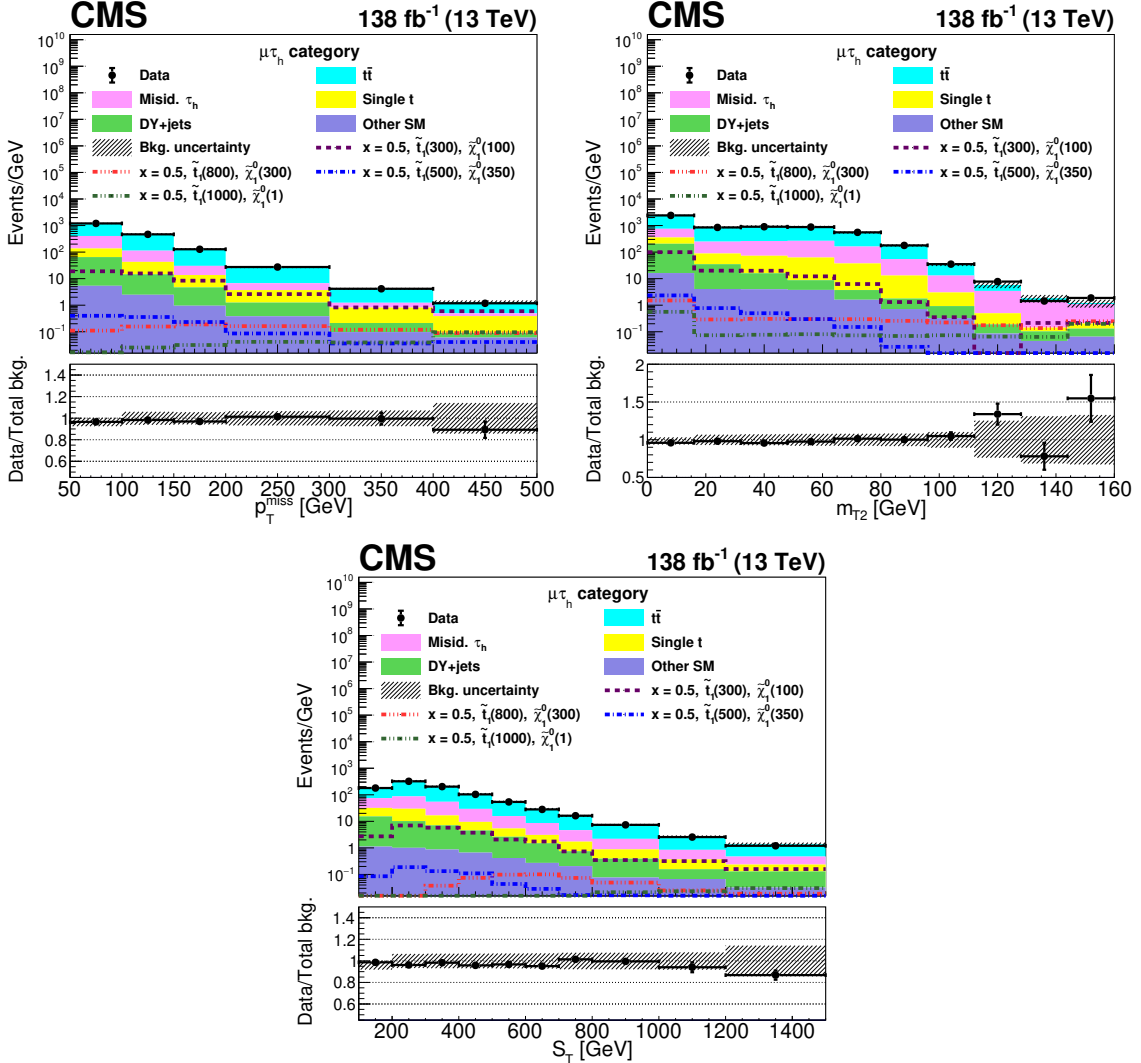


Figure 5. Distributions of the search variables p_T^{miss} , m_{T2} , and S_T after event selection described in section 5 for data and predicted backgrounds, corresponding to the $\mu\tau_h$ category. The histograms for the background processes are stacked, and the signal distributions expected for a few representative sets of model parameter values are overlaid: $x = 0.5$ and $[m_{\tilde{\tau}_1}, m_{\tilde{\chi}_1^0}] = [300, 100]$, $[500, 350]$, $[800, 300]$, and $[1000, 1]$ GeV. The lower panel indicates the ratio of the observed number of events to the total predicted number of background events. The shaded bands indicate the statistical and systematic uncertainties in the predicted backgrounds, added in quadrature. The last bin includes the overflow.




Figure 6. The 15 signal regions defined in bins of p_T^{miss} , m_{T2} , and H_T . The bin boundaries for S_T are the same as those for H_T .

categories. To account for residual discrepancies between data and the LO DY+jets sample, correction factors for simulated events are derived as functions of the dimuon invariant mass and p_T from a DY-enriched dimuon CR in data and simulation [78]. Other less significant backgrounds, such as W+jets, VV, VH, and $t\bar{t}V$ can also contribute to the SR via vector bosons decaying to leptons and the Higgs boson decaying to a pair of tau leptons. The total contribution from these processes, which is estimated from simulation, is below 1%.

6.1 Tau leptons from top quark production

The estimation of the background from $t\bar{t}$ and single top quark processes (collectively called top quark events) with two genuine τ_h decays (or one genuine τ_h decay and a lepton) is extrapolated from an $e\mu$ CR, based on the method described in refs. [36, 79]. The single top quark events contributing to this final state are mostly from the tW process. The contribution from these processes in the SR is obtained by multiplying the predicted yield in each SR bin from simulation by correction factor derived from a CR enriched in top quark events.

The CR enriched in top quark events is identified by selecting events with an $e\mu$ pair with opposite-sign charge. These events are selected with $e\mu$ triggers, and are required to satisfy the same requirements on p_T^{miss} , S_T , and n_b as those of the SR. The $e\mu$ triggers are $\approx 95\%$ efficient for lepton candidates. To reduce possible DY contamination in this CR coming from the tail of the $e\mu$ invariant mass distribution in the process $Z/\gamma^* \rightarrow \tau\tau \rightarrow e\mu$, events are vetoed if the invariant mass of the $e\mu$ system is $60 < m_{e\mu} < 120$ GeV. This selection on the dilepton invariant mass is more useful for reducing the DY contribution in the $\mu\mu$ CR (discussed later), but is also applied here to be consistent. The purity of top quark events in the CR, i.e., the fraction of top quark events in most of the bins is $\gtrsim 85\%$ in simulation, as shown in figure 7, in the upper panels of each subfigure. The small contamination from other processes is found to have no significant effect on the results.

Residual differences between data and simulation are quantified by scale factors (SFs). For a given SR bin (i) we define

$$SF_i = \frac{N_{i, \text{data}}^{\text{e}\mu \text{ CR}}}{N_{i, \text{MC}}^{\text{e}\mu \text{ CR}}}, \quad (6.1)$$

where the numerator and the denominator represent the yields in the CR in data and simulation, respectively. The contamination from the signal process in the CR is found to be negligible. The single top quark and $t\bar{t}$ backgrounds are treated together when deriving and applying the SFs since it is difficult to find a CR that is highly pure in single top quark events alone, and also has sufficient event count to obtain the SFs bin by bin. The ratio of single top quark to $t\bar{t}$ yields in the CR bins is very similar to that in the corresponding SR bins, that is, the relative kinematics of the two processes are similar in the CR and SR. The corrected $t\bar{t}$ and single top yield in simulation in each bin of the SR is then obtained as:

$$N_{i, \text{corr. top}}^{\text{SR}} = N_{i, \text{top MC}}^{\text{SR}} SF_i = \frac{N_{i, \text{data}}^{\text{e}\mu \text{ CR}} N_{i, \text{top MC}}^{\text{SR}}}{N_{i, \text{MC}}^{\text{e}\mu \text{ CR}}}, \quad (6.2)$$

where $N_{i, \text{top MC}}^{\text{SR}}$ is the prediction from simulated $t\bar{t}$ and single top events in the SR. Only the contribution from events with two genuine τ_h candidates (or one genuine τ_h candidate and a lepton) is corrected using the procedure described above. The SFs in different bins, shown in figure 7 (middle row) for 2016, 2017, and 2018 data, are mostly found to be within $\approx 10\%$ of unity. We note that bins 14 and 15 in the CR are merged and a single SF is used for both bins in subsequent calculations to reduce the statistical uncertainty.

To cross check the validity of this method, the same technique is applied to an independent top-quark-enriched CR with an oppositely charged $\mu\mu$ pair in the final state. These events are selected with single-muon triggers that reach $\approx 95\%$ efficiency. The event selection for the $\mu\mu$ CR is the same as that for the $e\mu$ CR. This cross check evaluates the effect of possible contamination from DY events, since the branching fraction of $Z/\gamma^* \rightarrow \mu\mu$ is much higher than that of $Z/\gamma^* \rightarrow \tau\tau \rightarrow e\mu$. It is also useful for checking any dependence of SFs on lepton reconstruction. The differences between the SFs calculated in the main and cross check CRs, shown in figure 7 (lower row) are small (within $\approx 10\%$ in most cases), and are taken as an uncertainty in SFs. These are added in quadrature to the statistical uncertainty in SFs, and propagated to the uncertainty in the final top quark background prediction. The different sources of systematic uncertainties in the terms estimated from simulation in the numerator and denominator of eq. (6.2), are included in the final prediction. These uncertainties are described in section 7.

6.2 Misidentified hadronically decaying tau lepton candidates

A major component of the total background originates from processes with a quark or gluon jet that is misidentified as a τ_h candidate. The largest sources of such events in the SR are semileptonic $t\bar{t}$ and single top quark decays. Events with one genuine electron (muon) and a jet misidentified as a τ_h candidate contribute to the $e\tau_h$ ($\mu\tau_h$) category whereas those with one or two misidentified τ_h candidates contribute to the $\tau_h\tau_h$ category. These background contributions are estimated from CRs in data and simulation, which are obtained

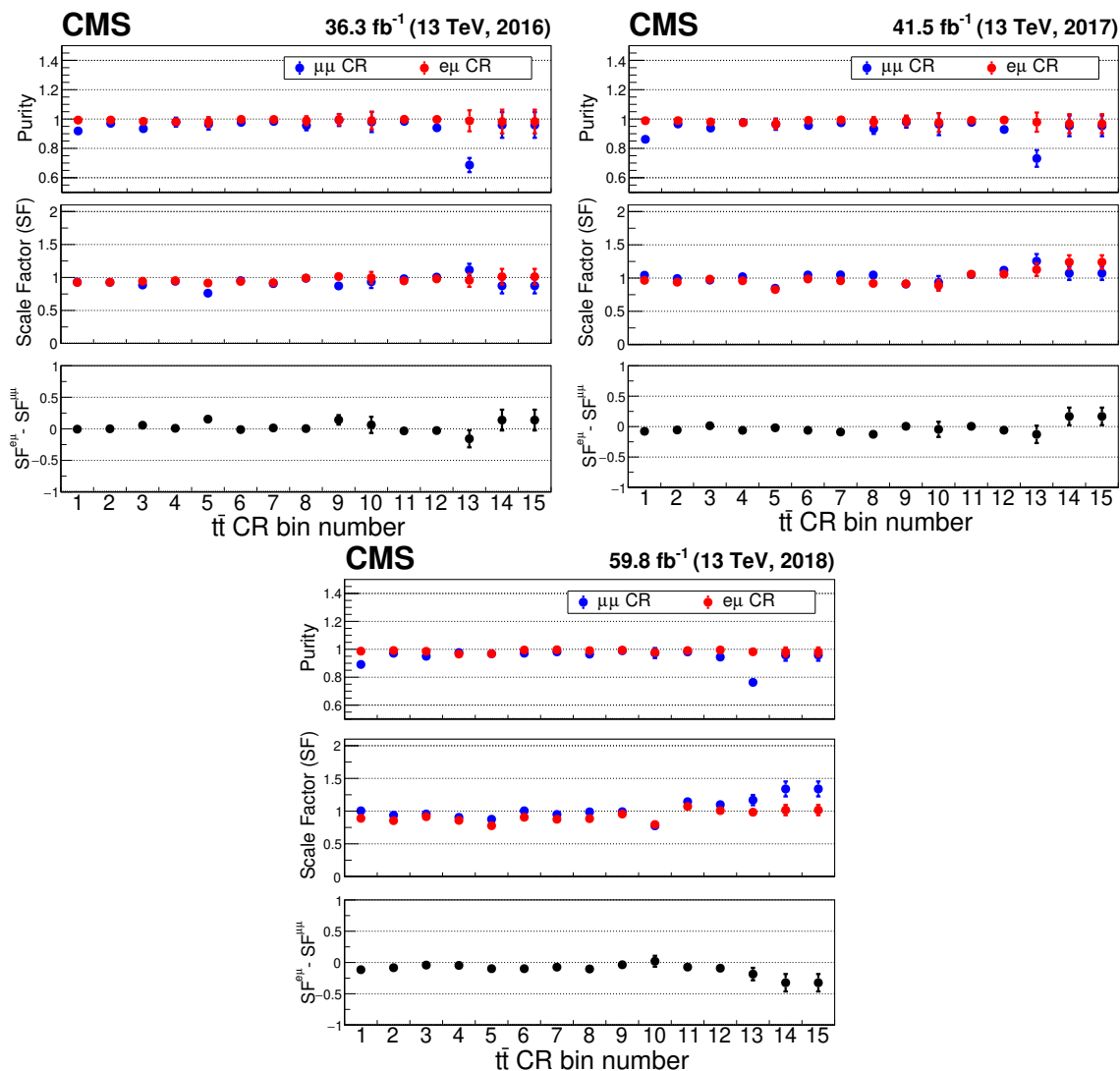


Figure 7. The purities in top quarks, the scale factors SF from simulation to data, and the $SF^{e\mu} - SF^{\mu\mu}$ differences in the various bins (as defined in figure 6) of the top enriched CR, where the purity is estimated from simulation. The upper left, upper right, and lower subfigures correspond to 2016, 2017, and 2018 data, respectively. To mitigate the effect of statistical fluctuations, bins 14 and 15 are merged to provide the same SF in both bins for subsequent calculations.

by requiring τ_h candidates to pass a looser WP but fail the tight requirements. The yields observed in the CRs are extrapolated to the SR in a way described next for the $\tau_h\tau_h$ and $\ell\tau_h$ categories. The $\tau_h\tau_h$ category receives contributions from events with one or two misidentified τ_h candidates, whereas the $\ell\tau_h$ category contains events with only one misidentified τ_h candidate. Hence different extrapolation methods are used for the two categories.

6.2.1 Estimation for the $\tau_h\tau_h$ category

The misidentified τ_h background in the $\tau_h\tau_h$ category is estimated following the strategy described in refs. [36, 80]. For a genuine (misidentified) τ_h passing the loose identification

requirements, we define g (f) as the probability that it also passes the tight identification requirements. The number of $\tau_h \tau_h$ events where the τ_h candidate with the highest p_T is genuine and that with the second-highest p_T is misidentified, is denoted as N_{gf} . Other terms, N_{fg} , N_{gg} , and N_{ff} are defined similarly. The number of $\tau_h \tau_h$ events where the candidate with the highest p_T passes the tight identification criteria and that with the second-highest p_T fails, but passes the loose criteria, is denoted as N_{TL} . Other terms, N_{LT} , N_{LL} , and N_{TT} are defined similarly. The events are required to satisfy the selections described in section 5. If N is the total number of events, the following set of equations can be established:

$$\begin{aligned}
 N &= N_{gg} + N_{fg} + N_{gf} + N_{ff} = N_{TT} + N_{LT} + N_{TL} + N_{LL}, \\
 N_{LL} &= (1 - g_1)(1 - g_2)N_{gg} + (1 - f_1)(1 - g_2)N_{fg} + (1 - g_1)(1 - f_2)N_{gf} + (1 - f_1)(1 - f_2)N_{ff}, \\
 N_{LT} &= (1 - g_1)g_2N_{gg} + (1 - f_1)g_2N_{fg} + (1 - g_1)f_2N_{gf} + (1 - f_1)f_2N_{ff}, \\
 N_{TL} &= g_1(1 - g_2)N_{gg} + f_1(1 - g_2)N_{fg} + g_1(1 - f_2)N_{gf} + f_1(1 - f_2)N_{ff}, \\
 N_{TT} &= g_1g_2N_{gg} + f_1g_2N_{fg} + g_1f_2N_{gf} + f_1f_2N_{ff},
 \end{aligned} \tag{6.3}$$

where the subscripts 1 and 2 on g and f refer to the τ_h candidates with the highest and second-highest p_T , respectively. The above equations can be inverted to give the numbers of genuine and misidentified $\tau_h \tau_h$ candidate events in the SR:

$$N_{TT} = N_{TT}^{\text{gen}} + N_{TT}^{\text{misid}}, \tag{6.4}$$

where

$$\begin{aligned}
 N_{TT}^{\text{gen}} &= g_1g_2N_{gg}, \\
 N_{TT}^{\text{misid}} &= f_1g_2N_{fg} + g_1f_2N_{gf} + f_1f_2N_{ff}.
 \end{aligned}$$

Here N_{TT}^{gen} represents the number of events in the SR with two genuine τ_h candidates in the final state and N_{TT}^{misid} stands for the number of events in the SR with one or two misidentified τ_h candidates.

The probability g is evaluated using $t\bar{t}$ simulation for different decay modes of the reconstructed τ_h candidate, as a function of its p_T . It is observed to be about 80% with a mild dependence on the p_T of the τ_h for the decay modes containing either one charged hadron and up to two neutral pions, or three charged hadrons and no neutral pions. For the decay mode with three charged hadrons and one neutral pion, g is found to vary between 50 and 70% depending on the p_T of the τ_h candidate.

The misidentification rate f is estimated from data using a multijet-enriched CR. This CR is defined by requiring a same-sign τ_h pair (satisfying the τ_h selection criteria used in the SR), and by requiring $p_T^{\text{miss}} < 50$ GeV. There can be small correlations between the probabilities of the two τ_h candidates to pass the tight criteria. This causes the value of f to differ by a few percent depending on which of the two τ_h candidates is required to pass the tight criteria. This difference is included as an uncertainty in f . The misidentification rate is measured as a function of its p_T for different decay modes of the reconstructed τ_h candidate; it varies between 25 and 45%. In simulation studies [80] we find that the misidentification rate also depends on the flavor of the parton corresponding to the jet that

is misidentified as a τ_h candidate. Since the jet flavor cannot be reliably determined in data, an additional 30% uncertainty in f is included [81]. This uncertainty is evaluated as the relative difference between the average and the maximum of the misidentification rates corresponding to the different jet flavors being up, down, strange, charm, and bottom quarks, and gluons, estimated using simulated W+jets events.

6.2.2 Estimation for the $\ell\tau_h$ category

The misidentified τ_h background in the $\ell\tau_h$ category is estimated by selecting a sideband region (SbR) where all the SR selections are applied, except that the τ_h candidate is required to pass the very loose (VL) WP but fail the tight (T) identification criteria. This identification requirement is indicated as “VL & !T” in the following discussion. The yields from this SbR are extrapolated to obtain the contribution from misidentified τ_h candidates to the $\ell\tau_h$ SR. The extrapolation factor is determined in a CR [78] enriched in W+jets events containing a misidentified τ_h candidate. This CR is obtained from data by requiring exactly one μ , exactly one τ_h , $p_T^{\text{miss}} > 50$ GeV and $60 < m_T < 130$ GeV where m_T is the transverse mass computed using \vec{p}_T^{miss} and the transverse momentum of the μ . Events with any b-tagged jet passing the loose WP are vetoed to remove any overlap between this CR and both the SR and SbR. The fraction of W+jets events in this CR is calculated to be $\approx 83\%$ using simulation. The remaining contribution from non-W+jets events is estimated from simulation and subtracted from the data. The ratio, R , of the number of misidentified τ_h events in SR to that in SbR is defined in the W+jets CR as:

$$R = \frac{N_{\text{data}}^{\text{CR}}(\tau_h^{\text{T}}) - N_{\text{non-W+jets MC}}^{\text{CR}}(\tau_h^{\text{T}})}{N_{\text{data}}^{\text{CR}}(\tau_h^{\text{VL \& !T}}) - N_{\text{non-W+jets MC}}^{\text{CR}}(\tau_h^{\text{VL \& !T}})}. \quad (6.5)$$

Here $N_{\text{data}}^{\text{CR}}$ is the number of events in the W+jets CR obtained from data and $N_{\text{MC, non-W+jets}}^{\text{CR}}$ is the number of simulated events except W+jets in the same CR. The value of R is calculated as a function of the τ_h candidate’s p_T and η , and it varies between 15 and 30%. A variation of 50% in the non-W+jets contribution is found to change the value of R by up to 10%, which is included as an uncertainty in R . Similar to f in section 6.2.1, R is also found to vary by $\approx 30\%$ in simulation depending on the flavor of the parton corresponding to the jet that is misidentified as a τ_h . Hence an uncertainty of 30% in R is included. The contribution from misidentified τ_h candidates to each of the $\ell\tau_h$ SR bins is then evaluated as

$$N^{\text{misid, SR}} = R N^{\text{misid, SbR}} = R [N_{\text{data}}^{\text{SbR}} - N_{\text{MC, genuine } \tau_h}^{\text{SbR}}], \quad (6.6)$$

where $N_{\text{data}}^{\text{SbR}}$ is the number of events obtained in the sideband region from data, and $N_{\text{MC, genuine } \tau_h}^{\text{SbR}}$ represents the contribution to the sideband region from simulated events where the τ_h candidate is genuine. The contribution to $N^{\text{misid, SbR}}$ from events with τ_h candidates in a particular p_T and η range is multiplied by R measured in the same range.

7 Systematic uncertainties

There are several sources of systematic uncertainties that are propagated to the prediction of the final signal and background yields. For the $\tau_h\tau_h$ category, the most significant is the uncertainty in the modeling of the τ_h trigger (8–12%). The uncertainty due to τ_h identification and isolation (ID-iso) requirements [72] is 6–8%. In the $\ell\tau_h$ category, the major uncertainty arises from τ_h ID-iso requirements (3–4%), followed by the uncertainty in the SF for top quark events ($\approx 4\%$). The other sources of uncertainty affecting all processes include the jet energy scale (JES) and jet energy resolution (JER), the τ_h energy scale, the effect of unclustered components in calculating p_T^{miss} , pileup reweighting, and the b tagging efficiency. The simulation is reweighted to make its pileup vertex distribution identical to that of the data. The uncertainty in estimating the number of pileup interactions is estimated by varying the total inelastic cross section by $\pm 4.6\%$ [82]. This is propagated as an uncertainty in the pileup reweighting factor applied to the simulation.

Since the $t\bar{t}$ and single top quark contribution in the SR is obtained by multiplying the simulated yield by SFs (eq. (6.2)), several MC uncertainties cancel in the ratio. However, some small residual effects arising from JER, JES, and unclustered energies may remain after the first order cancellation. This is because the p_T^{miss} spectrum in $e\mu$ and $\mu\mu$ CRs is different from that in $\tau_h\tau_h$ SR where extra neutrinos exist. These small uncertainties are also included in the estimation of the $t\bar{t}$ and single top quark contributions. As mentioned earlier, the difference between the SFs obtained in the $e\mu$ and $\mu\mu$ CRs, added in quadrature with the statistical uncertainty, is assumed to be the uncertainty in this method. The flavor dependence of the τ_h misidentification rates f and R is accounted for by including an uncertainty of 30% in the rates. The τ_h misidentification rate in the $\tau_h\tau_h$ category has an additional uncertainty of about 4%, which arises from small correlations between the probabilities of the two τ_h candidates to pass the tight identification criteria.

The factorization (μ_F) and renormalization (μ_R) scales used in the simulation are varied up and down by a factor of two to account for missing higher order corrections, while avoiding the cases in which one is doubled and the other is halved. The SYSCALC package [83] is used for this purpose. The resulting uncertainty is estimated to be less than 6% for both signal and background processes estimated from simulation. The uncertainty in the measured integrated luminosity amounts to 1.2, 2.3, and 2.5% in 2016, 2017, and 2018 [84–86], respectively. The uncertainty in the Z boson p_T correction applied to DY+jets events is assumed to be equal to the deviation of the correction factor from unity. This correction is derived as a function of the Z boson p_T . A normalization uncertainty of 15% is assigned to the production cross sections of the background processes that are evaluated directly from simulation [87–92].

Since the simulation of the detector for signal events is performed using FASTSIM, the signal yields are corrected to account for the differences in the e, μ , and τ_h identification efficiencies with respect to the GEANT4 simulation used for the backgrounds. The statistical uncertainty associated with this correction is propagated to the final results as a part of the systematic uncertainties. The FASTSIM package has a worse p_T^{miss} resolution than the full GEANT4 simulation that can potentially result in an artificial enhancement of the

signal yields. Therefore the signal yields are corrected, and the uncertainty in the resulting correction to the yield is estimated to be less than $\approx 8\%$.

The region with $p_T^{\text{miss}} > 400$ GeV ($m_{T2} > 110$ GeV) in the background MC simulation was not adequately modeled in 2017 (2018). To account for this, an additional uncertainty of 40 (38)% is applied to background MC events with $p_T^{\text{miss}} > 400$ GeV ($m_{T2} > 110$ GeV) in 2017 (2018) samples. These uncertainty values correspond to the sizes of the discrepancies observed in those regions, in the $e\mu$ and $\mu\mu$ CRs.

The uncertainties in the signal and background from all sources are presented in tables 1, 2 and 3 for the $\tau_h\tau_h$, $e\tau_h$ and $\mu\tau_h$ categories respectively. Upper and lower numbers correspond to the relative uncertainties due to the upward and downward variations of the signal or background yields due to the variations of the respective source within uncertainties. These values are the weighted averages of the relative uncertainties in the various search bins with the weights being the predicted yields in the respective bins. The uncertainty from a given source is considered to be correlated across the 15 search bins, whereas the different sources are treated as uncorrelated with each other. In addition, the statistical uncertainties are also included and are considered to be uncorrelated across the bins.

8 Results

We present the observed and expected yields along with their uncertainties in all 15 search bins in tables 4, 5, and 6 for the $\tau_h\tau_h$, $e\tau_h$, and $\mu\tau_h$ categories, respectively. Figure 8 shows the observed data in all search bins compared with the signal and background predictions. As expected, the dominant contributions in the sensitive signal bins are from $t\bar{t}$ and misidentified τ_h backgrounds. In cases where the background prediction of a process in a given bin is negligible, the statistical uncertainty is modeled by a gamma distribution [93] in the likelihood function used for the statistical interpretation, and the Poissonian upper limit at 68% confidence level (CL) is shown as a positive uncertainty in the tables 4, 5 and 6. The number of events observed in data is found to be consistent with the SM background prediction.

The test statistic used for the interpretation of the result is the profile likelihood ratio $q_\mu = -2\ln(\mathcal{L}_\mu/\mathcal{L}_{\text{max}})$, where \mathcal{L}_μ is the maximum likelihood for a fixed signal strength modifier μ , and \mathcal{L}_{max} is the global maximum of the likelihood [93]. The systematic uncertainties discussed in section 7 are modeled by log-normal distributions [93] in the likelihood function. We set upper limits on signal production at 95% CL using a modified frequentist approach with a CL_s criterion [94, 95] that is implemented through an asymptotic approximation of the test statistic [96]. In this calculation all the background and signal uncertainties are incorporated as nuisance parameters and profiled in the maximum likelihood fit [93].

Final results are obtained by simultaneously fitting all the SR bins in the $\tau_h\tau_h$, $e\tau_h$, and $\mu\tau_h$ categories from the 2016, 2017, and 2018 data sets. The contributions from $t\bar{t}$, single top quark, DY+jets, and misidentified τ_h candidates are modeled separately in the fit, whereas the rest of the minor SM backgrounds are treated as a single component. The uncertainty in the integrated luminosity is treated as partially correlated between the three data sets. The systematic uncertainties due to JES, factorization and renormalization

Uncertainty source	$x = 0.5$	$x = 0.5$	$x = 0.5$	$x = 0.5$	$t\bar{t}$ + single t	DY+jets	Other SM	Misid. τ_h
	$\tilde{t}_1(300)$ $\tilde{\chi}_1^0(100)$	$\tilde{t}_1(500)$ $\tilde{\chi}_1^0(350)$	$\tilde{t}_1(800)$ $\tilde{\chi}_1^0(300)$	$\tilde{t}_1(1000)$ $\tilde{\chi}_1^0(1)$				
Signal cross section	$\pm 6.7\%$	$\pm 7.5\%$	$\pm 9.5\%$	$\pm 11\%$	—	—	—	—
FASTSIM p_T^{miss} resolution	$\pm 7.8\%$	$\pm 6\%$	$\pm 4.5\%$	$\pm 2.3\%$	—	—	—	—
τ_h FASTSIM/GEANT4	+4.0% -3.9%	+3.1% -3.0%	+6.3% -6.1%	+15.9% -14.5%	—	—	—	—
JER	<0.1% <0.1%	-1.1% +0.8%	<0.1% +0.11%	+0.23% <0.1%	+1.3% -1.3%	+8.4% -3.6%	+1.7% -3.0%	—
2018 m_{T2} uncertainty	—	—	—	—	<0.1% < 0.1%	+0.29% -0.29%	+0.38% -0.38%	—
Pileup	-0.3% +0.3%	+0.57% -0.62%	+0.2% -0.2%	< 0.1% <0.1%	—	+1.7% -1.8%	-1.8% +1.9%	—
JES	+1.4% -0.5%	+0.54% -0.12%	<0.1% <0.1%	<0.1% <0.1%	+2.6% -2.6%	+8.5% -6.0%	+2.4% -1.9%	—
τ_h ID-iso	+6.5% -8.1%	+6.4% -8.1%	+6.6% -8.1%	+6.6% -8.2%	+6.6% -8.1%	+6.5% -8.1%	+6.8% -8.1%	—
p_T^{miss} unclustered energy	+0.47% +0.33%	-0.46% -0.26%	+0.13% <0.1%	<0.1% <0.1%	+1.2% -1.2%	+4.9% -4.6%	+1.7% -0.2%	—
Background normalization	—	—	—	—	—	$\pm 15\%$	$\pm 15\%$	—
τ_h energy scale	+2.5% -2.7%	+2.4% -3.5%	+1.1% -1.3%	+1.1% -1.1%	+1.7% -1.8%	+3.6% -3.4%	+1.7% -4.6%	—
μ_R and μ_F scales	+0.8% -0.8%	+1.7% -1.8%	+0.57% -0.64%	+0.41% -0.46%	—	+2.1% -2.9%	+4.1% -3.4%	—
Luminosity	$\pm 2.1\%$	$\pm 2.1\%$	$\pm 2.1\%$	$\pm 2.1\%$	—	$\pm 2.1\%$	$\pm 2.1\%$	—
b tagging	<0.1% <0.1%	<0.1% <0.1%	<0.1% <0.1%	+0.14% -0.15%	—	+7.7% -7.8%	+7.9% -8.0%	—
2017 p_T^{miss} uncertainty	—	—	—	—	<0.1% <0.1%	<0.1% <0.1%	+1.2% -1.2%	—
Trigger	+7.9% -7.5%	+7.8% -7.5%	+8.0% -7.7%	+8.1% -7.8%	+11.8% -11.2%	+11.6% -10.9%	+11.6% -10.9%	—
$t\bar{t}$ + single t SF	—	—	—	—	$\pm 3.4\%$	—	—	—
Z p_T reweighting	—	—	—	—	—	+2.0% -2.0%	—	—
τ_h misid. rate (parton flavor)	—	—	—	—	—	—	—	+36.5% -31.8%
τ_h misid. rate (correlations)	—	—	—	—	—	—	—	+3.7% -3.8%

Table 1. Relative systematic uncertainties for the $\tau_h \tau_h$ category from various sources in signal and background yields. These values are averages of the relative uncertainties in the different search regions, weighted by the yields in the respective bins. For the asymmetric uncertainties, the upper (lower) entry is the uncertainty due to the upward (downward) variation, which can be in the same direction as a result of taking the weighted average. In the header row, the top squark and LSP masses in GeV are indicated in parentheses. The uncertainty values shown here are prior to the maximum likelihood fit described in section 8.

Uncertainty source	$x = 0.5$ $\tilde{t}_1(300)$ $\tilde{\chi}_1^0(100)$	$x = 0.5$ $\tilde{t}_1(500)$ $\tilde{\chi}_1^0(350)$	$x = 0.5$ $\tilde{t}_1(800)$ $\tilde{\chi}_1^0(300)$	$x = 0.5$ $\tilde{t}_1(1000)$ $\tilde{\chi}_1^0(1)$	$t\bar{t}$	Single t	(DY+jets) + Other SM	Misid. τ_h
Signal cross-section	$\pm 6.9\%$	$\pm 7.5\%$	$\pm 9.5\%$	$\pm 11\%$	—	—	—	—
FASTSIM p_T^{miss} resolution	$\pm 0.6\%$	$\pm 0.5\%$	$< 0.1\%$	$< 0.1\%$	—	—	—	—
τ_h FASTSIM/GEANT4	$\pm 0.9\%$	$\pm 0.8\%$	$\pm 1.1\%$	$\pm 1.6\%$	—	—	—	—
e FASTSIM/GEANT4	$\pm 1.7\%$	$\pm 1.4\%$	$\pm 3.1\%$	$\pm 3.1\%$	—	—	—	—
JER	+0.1% -0.4%	+0.2% -1.5%	$< 0.1\%$ -0.1%	+0.1% +0.1%	— —	— —	+2.5% +0.3%	+0.1% -0.4%
2018 m_{T2} uncertainty	—	—	—	—	$< 0.1\%$	$< 0.1\%$	$< 0.1\%$	$< 0.1\%$
JES	+0.2% -0.2%	-0.2% -0.3%	+0.1% -0.1%	+0.1% -0.1%	— —	— —	+3.2% -2.0%	+0.4% -0.4%
μ_R and μ_F scale	+0.5% -0.4%	+1.02% -1.1%	+0.5% -0.5%	+0.3% -0.4%	— —	— —	+3.2% -4.6%	+5.5% -5.5%
τ_h Id-iso	+3.2% -3.9%	+3.2% -4.3%	+3.2% -4.1%	+3.2% -4.1%	+3.1% -3.7%	+3.1% -3.9%	+3.1% -3.7%	+1.7% -1.4%
Pileup	+0.3% -0.3%	+1.3% -1.3%	+0.7% -0.7%	+0.7% -0.7%	— —	— —	+0.2% -0.2%	+0.5% -0.5%
p_T^{miss} unclustered energy	+0.6% -0.4%	+0.8% -0.7%	+0.2% -0.2%	$< 0.1\%$ -0.1%	— —	— —	+3.6% -1.9%	+0.2% -0.4%
Background normalization	—	—	—	—	—	—	$\pm 15\%$	—
Luminosity	$\pm 2.1\%$	$\pm 2.1\%$	$\pm 2.1\%$	$\pm 2.1\%$	—	—	$\pm 2.1\%$	—
b tagging	$\pm 0.1\%$	$< 0.1\%$	$\pm 0.2\%$	$\pm 0.5\%$	—	—	$\pm 4.9\%$	$\pm 0.8\%$
2017 p_T^{miss} uncertainty	—	—	—	—	$< 0.1\%$	$< 0.1\%$	$< 0.1\%$	$< 0.1\%$
Trigger	$< 0.1\%$	$< 0.1\%$	$< 0.1\%$	$< 0.1\%$	$< 0.1\%$	$< 0.1\%$	$< 0.1\%$	$< 0.1\%$
τ_h energy scale	-0.6% -0.7%	-0.1% -0.4%	-0.1% -0.1%	$< 0.1\%$ $< 0.1\%$	$< 0.1\%$ $< 0.1\%$	+0.1% -0.1%	+1.5% -3.4%	$< 0.1\%$
$t\bar{t}$ + single t SF	—	—	—	—	$\pm 3.8\%$	$\pm 4.0\%$	—	—
τ_h misid. rate (parton flavor)	—	—	—	—	—	—	—	$\pm 30\%$
Non-W+jets background modeling in R	—	—	—	—	—	—	—	$\pm 10\%$

Table 2. Relative systematic uncertainties for the $e\tau_h$ category from various sources in signal and background yields. These values are averages of the relative uncertainties in the different search regions, weighted by the yields in the respective bins. For the asymmetric uncertainties, the upper (lower) entry is the uncertainty due to the upward (downward) variation, which can be in the same direction as a result of taking the weighted average. In the header row, the top squark and LSP masses in GeV are indicated in parentheses. The uncertainty values shown here are prior to the maximum likelihood fit described in section 8.

Uncertainty source	$x = 0.5$ $\tilde{t}_1(300)$ $\tilde{\chi}_1^0(100)$	$x = 0.5$ $\tilde{t}_1(500)$ $\tilde{\chi}_1^0(350)$	$x = 0.5$ $\tilde{t}_1(800)$ $\tilde{\chi}_1^0(300)$	$x = 0.5$ $\tilde{t}_1(1000)$ $\tilde{\chi}_1^0(1)$	$t\bar{t}$	Single t	(DY+jets) + Other SM	Misid. τ_h
Signal cross-section	$\pm 6.9\%$	$\pm 7.5\%$	$\pm 9.5\%$	$\pm 11\%$	—	—	—	—
FASTSIM p_T^{miss} resolution	$\pm 1.6\%$	$\pm 1.6\%$	± 0.3	$\pm 0.1\%$	—	—	—	—
τ_h FASTSIM/GEANT4	$\pm 0.7\%$	$\pm 0.7\%$	$\pm 0.9\%$	$\pm 1.3\%$	—	—	—	—
μ FASTSIM/GEANT4	$\pm 1.7\%$	$\pm 1.4\%$	$\pm 2.9\%$	$\pm 3.1\%$	—	—	—	—
JER	+0.6% -0.1%	+0.3% -0.5%	<0.1% <0.1%	+0.1% <0.1%	— —	— —	+4.2% -1.5%	+0.1% -0.4%
2018 m_{T2} uncertainty	—	—	—	—	<0.1%	<0.1%	<0.1%	<0.1%
JES	+0.1% -0.3%	+0.2% -0.5%	<0.1% <0.1%	+0.1% -0.1%	— —	— —	+4.7% -3.0%	+0.4% -0.4%
μ_R and μ_F scales	0.5% -0.5%	+0.8% -0.8%	+0.2% -0.3%	+0.2% -0.3%	— —	— —	+4.0% -5.1%	+4.9% -5.1%
τ_h Id-iso	+3.2% -3.9%	+3.2% -3.8%	+3.2% -4.1%	+3.2% -4.1%	+3.1% -3.8%	+3.1% -3.9%	3.1% -3.6%	+1.6% -1.3%
Pileup	+1.1% -1.1%	+0.2% -0.2%	+0.5 -0.5	+0.7% -0.7%	— —	— —	+0.7% -0.7%	+0.3% -0.3%
p_T^{miss} unclustered energy	<0.1% <0.1%	<0.1% 0.1%	+0.1% <0.1%	<0.1% -0.1%	— —	— —	+5.0% -3.2%	0.2% -0.3%
Background normalization	—	—	—	—	—	—	$\pm 15\%$	—
b tagging	<0.1%	$\pm 0.1\%$	$\pm 0.14\%$	$\pm 0.4\%$	—	—	$\pm 5.3\%$	$\pm 0.7\%$
Luminosity	$\pm 2.1\%$	$\pm 2.1\%$	$\pm 2.1\%$	$\pm 2.1\%$	—	—	$\pm 2.1\%$	—
2017 p_T^{miss} uncertainty	—	—	—	—	<0.1%	<0.1%	<0.1%	<0.1%
τ_h energy scale	-0.6% -0.1%	-0.05% -0.6%	-0.3% -0.1%	<0.1% <0.1%	+0.1% -0.1%	+0.1% -0.1%	+2.5% -3.8%	+0.1% -0.1%
Trigger	<0.1%	<0.1%	<0.1%	<0.1%	<0.1%	<0.1%	<0.1%	<0.1%
$t\bar{t}$ + single t SF	—	—	—	—	$\pm 3.8\%$	$\pm 3.9\%$	—	—
τ_h misid. rate (parton flavor)	—	—	—	—	—	—	—	$\pm 30\%$
Non-W+jets background modeling in R	—	—	—	—	—	—	—	$\pm 10\%$

Table 3. Relative systematic uncertainties for the $\mu\tau_h$ category from various sources in signal and background yields. These values are averages of the relative uncertainties in the different search regions, weighted by the yields in the respective bins. For the asymmetric uncertainties, the upper (lower) entry is the uncertainty due to the upward (downward) variation, which can be in the same direction as a result of taking the weighted average. In the header row, the top squark and LSP masses in GeV are indicated in parentheses. The uncertainty values shown here are prior to the maximum likelihood fit described in section 8.

scales, misidentification rate measurement, and FASTSIM p_T^{miss} correction are assumed to be correlated, and the rest of the uncertainties are treated as uncorrelated among the three data sets. All sources of systematic uncertainties that are common to the $\tau_h\tau_h$ and $\ell\tau_h$ categories, are assumed to be correlated among the categories.

The observed and expected exclusion limits are presented in the plane of the top squark and LSP masses, in figure 9. Top squark masses up to 1150 GeV are excluded for a nearly massless LSP, and LSP masses up to 450 GeV are excluded for a top squark mass of 900 GeV. The exclusion limits are not very sensitive to the choice of the $\tilde{\tau}_1$ mass parameter x because of the complementary nature of the signal diagrams, as discussed in section 3.

The final limits are generally driven by the yields in the $\tau_h\tau_h$ category because of its higher signal-to-background ratio compared with the $\ell\tau_h$ category. The most sensitive search bin for the higher top squark masses ($\approx \text{TeV}$) is bin 15, which is the highest p_T^{miss} , m_{T2} and H_T bin. The observed $\tau_h\tau_h$ yield in this bin is greater than the total background prediction, resulting in the observed limit being lower than the expected one by approximately one standard deviation in that region of the $m_{\tilde{\tau}_1} - m_{\tilde{\chi}_1^0}$ plane. The total background predictions in bins 9 and 10 of the $\tau_h\tau_h$ category and bin 9 of the $e\tau_h$ category are greater than the observed yields by about 1–2 standard deviations. These correspond to the highest p_T^{miss} and intermediate m_{T2} bins. However, these bins are not among the most sensitive ones and hence do not affect the final limits to any appreciable degree. The limits become weaker with decreasing $\Delta m = m_{\tilde{\tau}_1} - m_{\tilde{\chi}_1^0}$, corresponding to a parameter space with final-state particles having lower momentum.

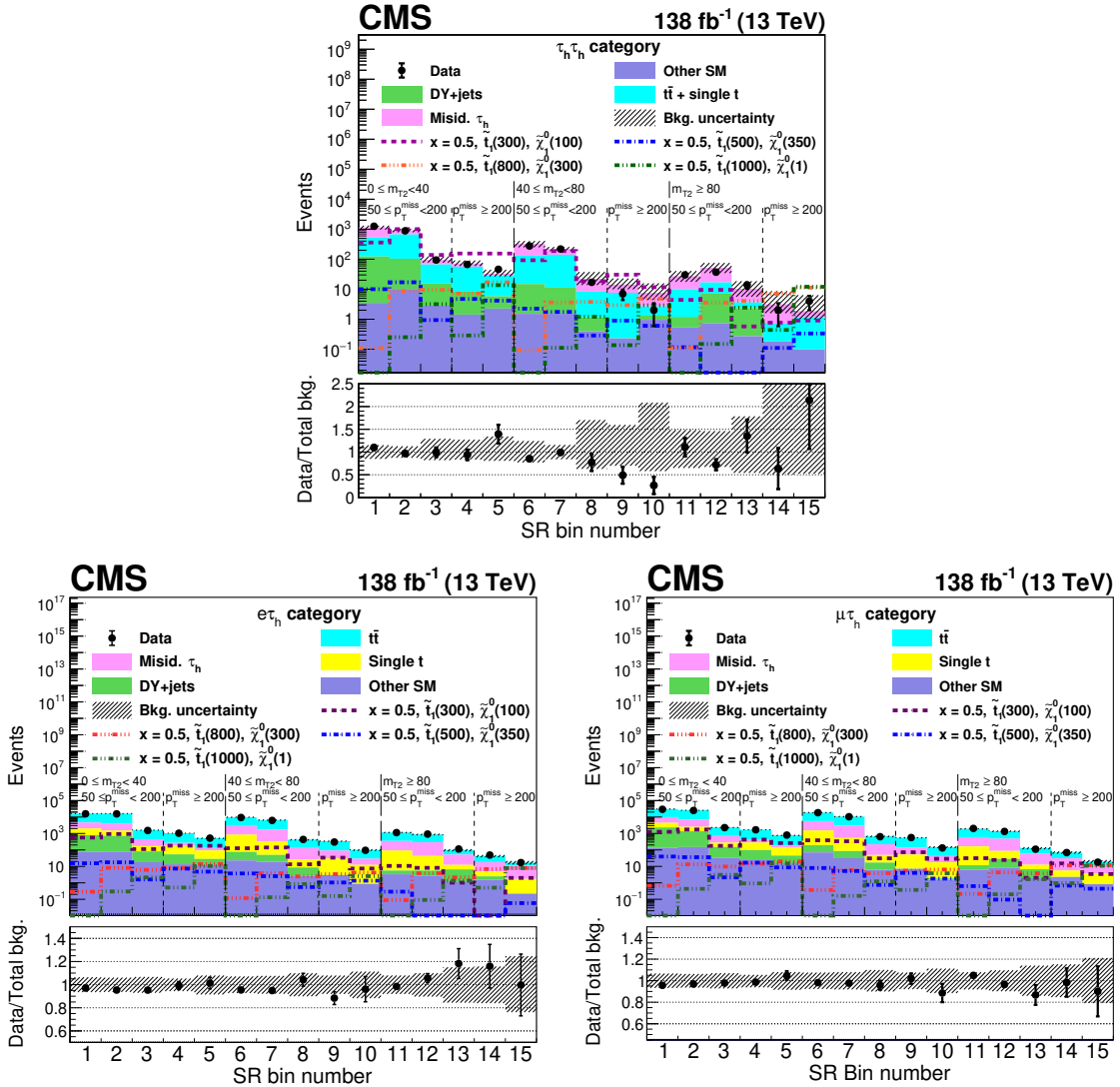


Figure 8. Event yields in the 15 search bins as defined in figure 6, for the $\tau_h\tau_h$ (upper), $e\tau_h$ (lower left), and $\mu\tau_h$ (lower right) categories. The yields for the background processes are stacked, and those expected for a few representative sets of model parameter values are overlaid: $x = 0.5$ and $[m_{\tilde{t}_1}, m_{\tilde{\chi}_1^0}] = [300, 100], [500, 350], [800, 300],$ and $[1000, 1]$ GeV. The p_T^{miss} and m_{T2} bin definitions are shown in GeV. The lower panel indicates the ratio of the observed number of events to the total predicted number of background events in each bin. The shaded bands indicate the statistical and systematic uncertainties in the background, added in quadrature. The predicted yields and uncertainties shown here are prior to the maximum likelihood fit described in section 8.

SR	$t\bar{t}$ + single t	DY+jets	Other SM	Misid. τ_h	Total bkg.	Data
1	407_{-9-36}^{+9+36}	120_{-14-30}^{+14+29}	$3.5_{-1.4-1.1}^{+1.4+1.0}$	$612_{-44-155}^{+44+154}$	$1142_{-47-165}^{+47+164}$	1255
2	568_{-11-51}^{+11+49}	94_{-10-18}^{+10+24}	10_{-3-2}^{+3+2}	239_{-27-92}^{+27+90}	$911_{-31-111}^{+31+111}$	882
3	51_{-3-4}^{+3+4}	13_{-3-2}^{+3+3}	$2.8_{-0.6-0.8}^{+0.6+0.6}$	28_{-8-13}^{+8+25}	95_{-9-14}^{+9+26}	94
4	48_{-3-4}^{+3+4}	$6.8_{-2.1-2.1}^{+2.1+2.4}$	$1.4_{-0.7-0.4}^{+0.7+0.4}$	15_{-6-8}^{+6+17}	71_{-7-9}^{+7+18}	67
5	23_{-2-2}^{+2+2}	$3.5_{-1.7-0.7}^{+5.1+0.9}$	$2.3_{-1.1-0.5}^{+1.1+0.5}$	$4.6_{-4.2-2.6}^{+4.2+8.3}$	33_{-5-4}^{+7+9}	46
6	116_{-5-12}^{+5+12}	13_{-3-6}^{+3+3}	$1.5_{-1.2-0.7}^{+1.2+0.4}$	194_{-21-69}^{+21+74}	324_{-22-71}^{+22+75}	277
7	129_{-5-14}^{+5+13}	$9.7_{-2.9-5.2}^{+2.9+5.0}$	$1.5_{-1.4-0.4}^{+1.4+0.4}$	81_{-15-27}^{+15+25}	221_{-16-31}^{+16+30}	219
8	$7.2_{-1.2-0.7}^{+1.2+0.8}$	$0.8_{-0.4-0.4}^{+4.1+0.2}$	$0.4_{-0.1-0.1}^{+0.1+0.1}$	14_{-4-7}^{+4+14}	22_{-4-7}^{+6+14}	17
9	$7.4_{-1.2-0.7}^{+1.2+0.7}$	$0.0_{-0.0-0.0}^{+3.5+0.0}$	$0.2_{-0.2-0.1}^{+0.2+0.1}$	$6.7_{-2.3-3.4}^{+2.3+7.3}$	14_{-3-3}^{+4+7}	7
10	$1.4_{-0.6-0.4}^{+0.6+0.1}$	$0.4_{-0.4-0.1}^{+6.0+0.1}$	$1.0_{-0.8-0.4}^{+0.8+0.5}$	$4.9_{-1.3-2.6}^{+1.3+5.3}$	$7.7_{-1.6-2.7}^{+6.2+5.4}$	2
11	$8.8_{-1.4-1.2}^{+1.4+1.0}$	$0.7_{-0.7-0.7}^{+5.4+0.2}$	$0.5_{-0.3-0.2}^{+0.3+0.2}$	17_{-7-6}^{+7+10}	27_{-7-7}^{+9+10}	30
12	$9.8_{-1.5-1.2}^{+1.5+1.7}$	$6.4_{-2.3-2.0}^{+2.3+4.8}$	$0.7_{-0.2-0.2}^{+0.2+0.2}$	35_{-7-15}^{+7+22}	52_{-7-15}^{+7+22}	37
13	$1.3_{-0.5-0.4}^{+0.6+0.2}$	$2.1_{-1.3-0.8}^{+5.0+1.0}$	$0.3_{-0.1-0.1}^{+0.1+0.1}$	$6.7_{-3.1-3.2}^{+3.1+5.5}$	10_{-3-3}^{+6+6}	14
14	$0.5_{-0.5-0.1}^{+0.7+0.1}$	< 3.5	$0.2_{-0.1-0.0}^{+0.1+0.0}$	$2.4_{-0.6-1.3}^{+1.9+3.7}$	$3.1_{-0.8-1.3}^{+4.0+3.7}$	2
15	$1.1_{-0.6-0.2}^{+0.6+0.2}$	< 3.5	$0.1_{-0.0-0.0}^{+0.0+0.0}$	$0.7_{-0.5-0.4}^{+2.6+0.6}$	$1.9_{-0.8-0.4}^{+4.4+0.7}$	4
Total	$1380_{-17-126}^{+17+123}$	270_{-19-59}^{+23+66}	26_{-4-6}^{+4+6}	$1261_{-59-403}^{+59+461}$	$2937_{-65-427}^{+66+482}$	2953

Table 4. Predicted background yields along with uncertainties for the $\tau_h\tau_h$ category in the 15 search bins, as defined in figure 6. The number of events observed in data is also shown. The first uncertainty value listed is statistical and the second is systematic. The uncertainties smaller than 0.05 are listed as 0.0. The background yields and uncertainties shown here are prior to the maximum likelihood fit described in section 8.

SR	$t\bar{t}$	Single t	(DY+jets) +Other SM	Misid. τ_h	Total bkg.	Data
1	$11574_{-50-651}^{+50+634}$	1210_{-15-66}^{+15+62}	793_{-34-90}^{+34+74}	$2646_{-29-848}^{+29+849}$	$16222_{-68-1075}^{+69+1064}$	15744
2	$12239_{-50-630}^{+50+568}$	799_{-12-50}^{+12+50}	717_{-26-55}^{+26+45}	$2619_{-30-845}^{+30+846}$	$16374_{-65-1057}^{+65+1021}$	15605
3	1151_{-15-63}^{+15+57}	90_{-4-9}^{+4+11}	84_{-7-6}^{+7+8}	277_{-10-94}^{+10+91}	$1601_{-20-114}^{+20+108}$	1524
4	779_{-13-46}^{+13+43}	123_{-5-9}^{+5+10}	55_{-6-8}^{+6+4}	92_{-6-32}^{+6+31}	1048_{-16-57}^{+16+54}	1039
5	381_{-8-35}^{+8+34}	65_{-4-7}^{+4+9}	30_{-5-3}^{+5+4}	39_{-5-22}^{+5+18}	514_{-11-43}^{+11+40}	520
6	$6984_{-40-368}^{+40+335}$	774_{-12-43}^{+12+38}	78_{-11-8}^{+11+35}	$1989_{-24-635}^{+24+635}$	$9825_{-49-735}^{+49+720}$	9372
7	$4822_{-32-285}^{+32+251}$	290_{-7-19}^{+7+18}	52_{-6-6}^{+6+19}	$1395_{-21-447}^{+21+447}$	$6559_{-38.9-530}^{+39+513}$	6222
8	287_{-8-24}^{+8+23}	18_{-2-2}^{+2+2}	$9.2_{-1.9-1.1}^{+1.9+6.5}$	104_{-6-34}^{+6+34}	418_{-10-42}^{+10+41}	435
9	251_{-7-18}^{+7+17}	27_{-2-2}^{+2+2}	$3.2_{-1.3-0.6}^{+1.3+2.8}$	62_{-4-20}^{+4+20}	343_{-9-27}^{+9+26}	303
10	70_{-4-9}^{+4+8}	12_{-1-1}^{+1+1}	$1.1_{-0.3-0.3}^{+0.3+0.3}$	$17_{-2.6-6.1}^{+2.6+5.7}$	$99_{-4.8-11}^{+4.8+10}$	95
11	800_{-14-44}^{+14+41}	87_{-4-6}^{+4+5}	$5.9_{-2.1-2.0}^{+2.1+1.2}$	257_{-8-83}^{+8+82}	1150_{-17-94}^{+17+94}	1131
12	575_{-11-43}^{+11+35}	37_{-3-3}^{+3+3}	$6.4_{-2.1-0.8}^{+2.1+8.1}$	254_{-8-82}^{+8+81}	873_{-14-92}^{+14+89}	921
13	44_{-3-6}^{+3+6}	$5.7_{-1.1-0.7}^{+1.1+1.0}$	$6.8_{-2.8-3.3}^{+2.8+0.9}$	40_{-3-13}^{+3+13}	97_{-5-14}^{+5+14}	114
14	24_{-2-4}^{+2+4}	$2.6_{-0.7-0.3}^{+0.7+0.3}$	$2.7_{-1.2-0.9}^{+1.2+0.6}$	$13_{-2-4.4}^{+2+4.2}$	$42_{-3-6.1}^{+3+5.9}$	49
15	$5.8_{-0.9-1.7}^{+0.9+1.8}$	$1.5_{-0.6-0.2}^{+0.6+0.2}$	$0.3_{-0.1-0.1}^{+0.1+0.1}$	$9.5_{-1.6-3.3}^{+1.6+3.4}$	$17_{-2-3.7}^{+2+3.9}$	17
Total	$39985_{-92-2176}^{+92+2006}$	$3543_{-26-217}^{+26+211}$	$1844_{-46-170}^{+46+171}$	$9811_{-56-3154}^{+56+3152}$	$55183_{-120-3841}^{+120+3745}$	53122

Table 5. Predicted background yields along with uncertainties for the $e\tau_h$ category in the 15 search bins, as defined in figure 6. The number of events observed in data is also shown. The first uncertainty value listed is statistical and the second is systematic. The uncertainties smaller than 0.05 are listed as 0.0. The background yields and uncertainties shown here are prior to the maximum likelihood fit described in section 8.

SR	$t\bar{t}$	Single t	(DY+jets) +Other SM	Misid. τ_h	Total bkg.	Data
1	$20947^{+70+1147}_{-70-1178}$	$2152^{+21+109}_{-21-118}$	$2340^{+61+338}_{-61-299}$	$5391^{+41+1726}_{-41-1724}$	$30801^{+104+2102}_{-104-1212}$	29475
2	$18973^{+65+876}_{-65-972}$	1206^{+16+75}_{-16-76}	1359^{+37+92}_{-37-97}	$4340^{+38+1397}_{-38-1398}$	$25861^{+85+1654}_{-85-1707}$	25055
3	1624^{+18+80}_{-18-90}	126^{+5+14}_{-5-12}	151^{+10+14}_{-10-14}	$424^{+12+139}_{-12-144}$	$2323^{+25+162}_{-25-170}$	2273
4	1258^{+17+70}_{-17-75}	182^{+6+14}_{-6-13}	98^{+11+8}_{-11-27}	163^{+8+55}_{-8-56}	1700^{+23+91}_{-23-99}	1678
5	579^{+10+52}_{-10-54}	95^{+4+13}_{-4-10}	45^{+6+4}_{-6-5}	47^{+6+24}_{-6-30}	764^{+14+59}_{-14-63}	800
6	$13094^{+56+633}_{-56-692}$	1358^{+17+68}_{-17-75}	193^{+13+55}_{-13-28}	$4132^{+34+1317}_{-34-1317}$	$18752^{+69+1464}_{-69-1490}$	18412
7	$7754^{+42+409}_{-42-459}$	453^{+10+30}_{-10-32}	85^{+8+29}_{-8-7}	$2398^{+27+768}_{-27-768}$	$10685^{+51+871}_{-51-896}$	10441
8	444^{+10+36}_{-10-37}	$33.4^{+3+4}_{-3-3.2}$	$17^{+3+8}_{-3-1.8}$	172^{+7+55}_{-7-56}	666^{+13+66}_{-13-68}	638
9	414^{+10+29}_{-10-31}	$44.5^{+3.0+3.5}_{-3.0-3.5}$	$7.0^{+3.0+1.5}_{-3.0-2.4}$	88^{+6+29}_{-6-29}	554^{+12+41}_{-12-43}	565
10	107^{+5+13}_{-5-13}	16^{+2+2}_{-2-2}	$1.9^{+1.0+2.9}_{-1.0-0.5}$	24^{+3+8}_{-3-9}	149^{+6+16}_{-6-16}	132
11	1332^{+18+67}_{-18-78}	153^{+6+9}_{-6-10}	12^{+4+6}_{-4-1}	$435^{+11.1+139}_{-11-140}$	$1931^{+22+155}_{-22-161}$	2027
12	905^{+15+56}_{-15-62}	59^{+4+4}_{-4-5}	29^{+5+8}_{-5-3}	$391^{+10+124}_{-10-126}$	$1383^{+19+137}_{-19-140}$	1333
13	70^{+4+9}_{-4-9}	$6.7^{+2.0+0.6}_{-2.0-3.0}$	$5.9^{+1.1+0.6}_{-1.1-0.6}$	46^{+4+15}_{-4-15}	128^{+6+17}_{-6-18}	111
14	39^{+3+6}_{-3-6}	$3.1^{+0.9+0.2}_{-0.9-0.2}$	$2.3^{+0.7+0.2}_{-0.7-0.3}$	25^{+3+8}_{-3-8}	70^{+4+10}_{-4-10}	69
15	$8.1^{+1.2+2.5}_{-1.2-2.5}$	$2.7^{+0.8+0.4}_{-0.8-0.3}$	$0.8^{+0.2+0.2}_{-0.2-0.2}$	$8.3^{+1.5+2.6}_{-1.5-2.6}$	20^{+2+4}_{-2-4}	18
Total	$67548^{+125+3395}_{-125-3676}$	$5890^{+35+350}_{-35-360}$	$4348^{+75+510}_{-75-449}$	$18083^{+75+5794}_{-75-5798}$	$95870^{+167+6743}_{-167-6889}$	93072

Table 6. Predicted background yields along with uncertainties for the $\mu\tau_h$ category in the 15 search bins, as defined in figure 6. The number of events observed in data is also shown. The first uncertainty value listed is statistical and the second is systematic. The uncertainties smaller than 0.05 are listed as 0.0. The background yields and uncertainties shown here are prior to the maximum likelihood fit described in section 8.

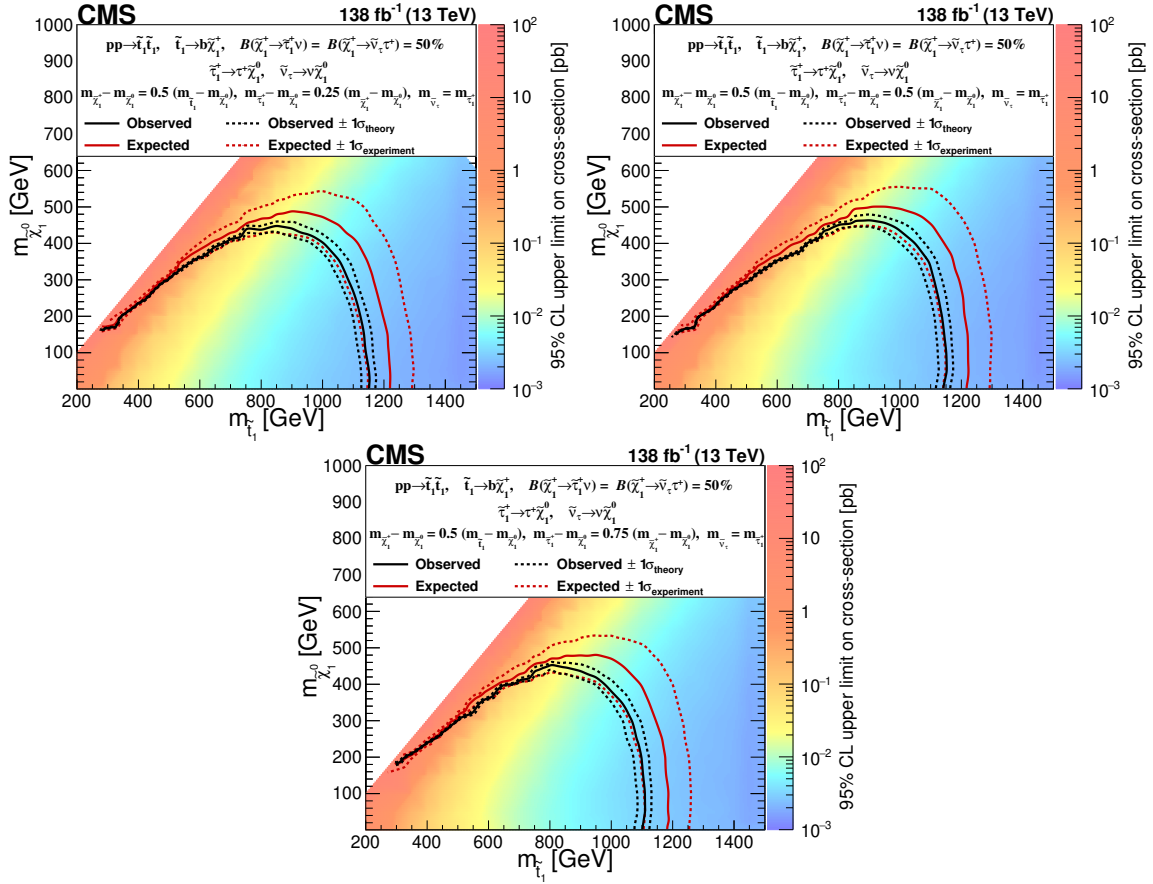


Figure 9. Exclusion limits at 95% CL for the pair production of top squarks decaying to $\tau_\ell \tau_h$ or $\tau_h \tau_h$ final states, displayed in the $m_{\tilde{t}_1} - m_{\tilde{\chi}_1^0}$ plane for $x = 0.25$ (upper left), 0.5 (upper right) and 0.75 (lower), as described in eq. (3.1). Branching fractions are denoted by B . The color axis represents the observed upper limit in the cross section, while the black (red) lines represent the observed (expected) upper mass limits. The signal cross sections are evaluated using NNLO+NLL calculations. The solid lines represent the central values. The dashed red lines indicate the region containing 68% of the distribution of limits expected under the background-only hypothesis. The dashed black lines show the change in the observed limit due to variation of the signal cross sections within their theoretical uncertainties.

9 Summary

Top squark pair production in final states with two tau leptons has been explored in data collected by the CMS detector during 2016, 2017, and 2018, corresponding to an integrated luminosity of 138 fb^{-1} . This search improves upon the previous publication [36] by analyzing the entirety of the Run 2 data, adding the $e\tau_h$ and $\mu\tau_h$ final states, and utilizing improved algorithms for identifying hadronically decaying tau leptons and b quark jets. The dominant standard model backgrounds originate from top quark pair and single top quark production and processes where jets were misidentified as τ_h decays. Control regions in data are used to estimate these backgrounds, whereas other backgrounds are estimated using simulation. The simulated objects (leptons, jets, etc.) are corrected using scale factors to account for differences between their performance in simulation and collision data. No significant excess is observed, and exclusion limits on the top squark and lightest neutralino masses are set at 95% confidence level within the framework of simplified models where the top squark decays via a chargino to final states including tau leptons. A branching fraction of 50% is assumed for each of the two considered decay modes of the chargino, $\tilde{\chi}_1^+ \rightarrow \tilde{\tau}_1^+ \nu_\tau$ and $\tilde{\chi}_1^+ \rightarrow \tau^+ \tilde{\nu}_\tau$. These decay modes are motivated by high-tan β and higgsino-like scenarios where decays to tau leptons are enhanced. In such models, top squark masses are excluded up to about 1150 GeV for a lightest supersymmetric particle (LSP) of mass 1 GeV, while LSP masses up to 450 GeV are excluded for a top squark mass of 900 GeV. These are the most stringent exclusion limits to date for the signal models considered in this study.

Acknowledgments

We congratulate our colleagues in the CERN accelerator departments for the excellent performance of the LHC and thank the technical and administrative staffs at CERN and at other CMS institutes for their contributions to the success of the CMS effort. In addition, we gratefully acknowledge the computing centers and personnel of the Worldwide LHC Computing Grid and other centers for delivering so effectively the computing infrastructure essential to our analyses. Finally, we acknowledge the enduring support for the construction and operation of the LHC, the CMS detector, and the supporting computing infrastructure provided by the following funding agencies: BMBWF and FWF (Austria); FNRS and FWO (Belgium); CNPq, CAPES, FAPERJ, FAPERGS, and FAPESP (Brazil); MES and BNSF (Bulgaria); CERN; CAS, MoST, and NSFC (China); MINCIENCIAS (Colombia); MSES and CSF (Croatia); RIF (Cyprus); SENESCYT (Ecuador); MoER, ERC PUT and ERDF (Estonia); Academy of Finland, MEC, and HIP (Finland); CEA and CNRS/IN2P3 (France); BMBF, DFG, and HGF (Germany); GSRI (Greece); NKFIH (Hungary); DAE and DST (India); IPM (Iran); SFI (Ireland); INFN (Italy); MSIP and NRF (Republic of Korea); MES (Latvia); LAS (Lithuania); MOE and UM (Malaysia); BUAP, CINVESTAV, CONACYT, LNS, SEP, and UASLP-FAI (Mexico); MOS (Montenegro); MBIE (New Zealand); PAEC (Pakistan); MES and NSC (Poland); FCT (Portugal); MESTD (Serbia); MCIN/AEI and PCTI (Spain); MOSTR (Sri Lanka); Swiss Funding

Agencies (Switzerland); MST (Taipei); MHESI and NSTDA (Thailand); TUBITAK and TENMAK (Turkey); NASU (Ukraine); STFC (United Kingdom); DOE and NSF (U.S.A.).

Individuals have received support from the Marie-Curie program and the European Research Council and Horizon 2020 Grant, contract Nos. 675440, 724704, 752730, 758316, 765710, 824093, 884104, and COST Action CA16108 (European Union); the Leventis Foundation; the Alfred P. Sloan Foundation; the Alexander von Humboldt Foundation; the Belgian Federal Science Policy Office; the Fonds pour la Formation à la Recherche dans l'Industrie et dans l'Agriculture (FRIA-Belgium); the Agentschap voor Innovatie door Wetenschap en Technologie (IWT-Belgium); the F.R.S.-FNRS and FWO (Belgium) under the “Excellence of Science — EOS” — be.h project n. 30820817; the Beijing Municipal Science & Technology Commission, No. Z191100007219010; the Ministry of Education, Youth and Sports (MEYS) of the Czech Republic; the Hellenic Foundation for Research and Innovation (HFRI), Project Number 2288 (Greece); the Deutsche Forschungsgemeinschaft (DFG), under Germany’s Excellence Strategy — EXC 2121 “Quantum Universe” — 390833306, and under project number 400140256 — GRK2497; the Hungarian Academy of Sciences, the New National Excellence Program — ÚNKP, the NKFIH research grants K 124845, K 124850, K 128713, K 128786, K 129058, K 131991, K 133046, K 138136, K 143460, K 143477, 2020-2.2.1-ED-2021-00181, and TKP2021-NKTA-64 (Hungary); the Council of Science and Industrial Research, India; the Latvian Council of Science; the Ministry of Education and Science, project no. 2022/WK/14, and the National Science Center, contracts Opus 2021/41/B/ST2/01369 and 2021/43/B/ST2/01552 (Poland); the Fundação para a Ciência e a Tecnologia, grant CEECIND/01334/2018 (Portugal); the National Priorities Research Program by Qatar National Research Fund; MCIN/AEI/10.13039/501100011033, ERDF “a way of making Europe”, and the Programa Estatal de Fomento de la Investigación Científica y Técnica de Excelencia María de Maeztu, grant MDM-2017-0765 and Programa Severo Ochoa del Principado de Asturias (Spain); the Chulalongkorn Academic into Its 2nd Century Project Advancement Project, and the National Science, Research and Innovation Fund via the Program Management Unit for Human Resources & Institutional Development, Research and Innovation, grant B05F650021 (Thailand); the Kavli Foundation; the Nvidia Corporation; the SuperMicro Corporation; the Welch Foundation, contract C-1845; and the Weston Havens Foundation (U.S.A.).

Open Access. This article is distributed under the terms of the Creative Commons Attribution License ([CC-BY 4.0](https://creativecommons.org/licenses/by/4.0/)), which permits any use, distribution and reproduction in any medium, provided the original author(s) and source are credited.

References

- [1] P. Ramond, *Dual theory for free fermions*, *Phys. Rev. D* **3** (1971) 2415 [[INSPIRE](#)].
- [2] Y.A. Golfand and E.P. Likhtman, *Extension of the algebra of Poincaré group generators and violation of p invariance*, *JETP Lett.* **13** (1971) 323 [[INSPIRE](#)].
- [3] A. Neveu and J.H. Schwarz, *Factorizable dual model of pions*, *Nucl. Phys. B* **31** (1971) 86 [[INSPIRE](#)].

- [4] J. Wess and B. Zumino, *A Lagrangian model invariant under supergauge transformations*, *Phys. Lett. B* **49** (1974) 52 [INSPIRE].
- [5] P. Fayet, *Supergauge invariant extension of the Higgs mechanism and a model for the electron and its neutrino*, *Nucl. Phys. B* **90** (1975) 104 [INSPIRE].
- [6] G. 't Hooft, *Naturalness, chiral symmetry, and spontaneous chiral symmetry breaking*, *NATO Sci. Ser. B* **59** (1980) 135 [INSPIRE].
- [7] R.K. Kaul and P. Majumdar, *Cancellation of quadratically divergent mass corrections in globally supersymmetric spontaneously broken gauge theories*, *Nucl. Phys. B* **199** (1982) 36 [INSPIRE].
- [8] H.P. Nilles, *Supersymmetry, supergravity and particle physics*, *Phys. Rept.* **110** (1984) 1 [INSPIRE].
- [9] S.P. Martin, *A supersymmetry primer*, *Adv. Ser. Direct. High Energy Phys.* **18** (1998) 1 [hep-ph/9709356] [INSPIRE].
- [10] G.R. Farrar and P. Fayet, *Phenomenology of the production, decay, and detection of new hadronic states associated with supersymmetry*, *Phys. Lett. B* **76** (1978) 575 [INSPIRE].
- [11] E. Witten, *Dynamical breaking of supersymmetry*, *Nucl. Phys. B* **188** (1981) 513 [INSPIRE].
- [12] S. Dimopoulos and H. Georgi, *Softly broken supersymmetry and SU(5)*, *Nucl. Phys. B* **193** (1981) 150 [INSPIRE].
- [13] N. Sakai, *Naturalness in supersymmetric GUTs*, *Z. Phys. C* **11** (1981) 153 [INSPIRE].
- [14] L.J. Hall, D. Pinner and J.T. Ruderman, *A natural SUSY Higgs near 126 GeV*, *JHEP* **04** (2012) 131 [arXiv:1112.2703] [INSPIRE].
- [15] A. Arbey et al., *Implications of a 125 GeV Higgs for supersymmetric models*, *Phys. Lett. B* **708** (2012) 162 [arXiv:1112.3028] [INSPIRE].
- [16] H. Baer et al., *Collider phenomenology for supersymmetry with large $\tan\beta$* , *Phys. Rev. Lett.* **79** (1997) 986 [Erratum *ibid.* **80** (1998) 642] [hep-ph/9704457] [INSPIRE].
- [17] M. Guchait and D.P. Roy, *Using τ polarization as a distinctive SUGRA signature at LHC*, *Phys. Lett. B* **541** (2002) 356 [hep-ph/0205015] [INSPIRE].
- [18] PARTICLE DATA GROUP collaboration, *Review of particle physics*, *PTEP* **2022** (2022) 083C01 [INSPIRE].
- [19] J. Alwall, P. Schuster and N. Toro, *Simplified models for a first characterization of new physics at the LHC*, *Phys. Rev. D* **79** (2009) 075020 [arXiv:0810.3921] [INSPIRE].
- [20] LHC NEW PHYSICS WORKING GROUP collaboration, *Simplified models for LHC new physics searches*, *J. Phys. G* **39** (2012) 105005 [arXiv:1105.2838] [INSPIRE].
- [21] CMS collaboration, *Search for top squark pair production in pp collisions at $\sqrt{s} = 13$ TeV using single lepton events*, *JHEP* **10** (2017) 019 [arXiv:1706.04402] [INSPIRE].
- [22] CMS collaboration, *Search for top squarks and dark matter particles in opposite-charge dilepton final states at $\sqrt{s} = 13$ TeV*, *Phys. Rev. D* **97** (2018) 032009 [arXiv:1711.00752] [INSPIRE].
- [23] CMS collaboration, *Search for top-squark pair production in the single-lepton final state in pp collisions at $\sqrt{s} = 8$ TeV*, *Eur. Phys. J. C* **73** (2013) 2677 [arXiv:1308.1586] [INSPIRE].

- [24] CMS collaboration, *Search for direct pair production of scalar top quarks in the single- and dilepton channels in proton-proton collisions at $\sqrt{s} = 8$ TeV*, *JHEP* **07** (2016) 027 [Erratum *ibid.* **09** (2016) 056] [[arXiv:1602.03169](#)] [[INSPIRE](#)].
- [25] CMS collaboration, *Search for top squark pair production in compressed-mass-spectrum scenarios in proton-proton collisions at $\sqrt{s} = 8$ TeV using the α_T variable*, *Phys. Lett. B* **767** (2017) 403 [[arXiv:1605.08993](#)] [[INSPIRE](#)].
- [26] CMS collaboration, *Searches for pair production of third-generation squarks in $\sqrt{s} = 13$ TeV pp collisions*, *Eur. Phys. J. C* **77** (2017) 327 [[arXiv:1612.03877](#)] [[INSPIRE](#)].
- [27] CMS collaboration, *Search for direct production of supersymmetric partners of the top quark in the all-jets final state in proton-proton collisions at $\sqrt{s} = 13$ TeV*, *JHEP* **10** (2017) 005 [[arXiv:1707.03316](#)] [[INSPIRE](#)].
- [28] CMS collaboration, *Search for supersymmetry in proton-proton collisions at 13 TeV using identified top quarks*, *Phys. Rev. D* **97** (2018) 012007 [[arXiv:1710.11188](#)] [[INSPIRE](#)].
- [29] ATLAS collaboration, *Search for direct top squark pair production in final states with two leptons in $\sqrt{s} = 13$ TeV pp collisions with the ATLAS detector*, *Eur. Phys. J. C* **77** (2017) 898 [[arXiv:1708.03247](#)] [[INSPIRE](#)].
- [30] ATLAS collaboration, *ATLAS run 1 searches for direct pair production of third-generation squarks at the Large Hadron Collider*, *Eur. Phys. J. C* **75** (2015) 510 [Erratum *ibid.* **76** (2016) 153] [[arXiv:1506.08616](#)] [[INSPIRE](#)].
- [31] ATLAS collaboration, *Search for top squark pair production in final states with one isolated lepton, jets, and missing transverse momentum in $\sqrt{s} = 8$ TeV pp collisions with the ATLAS detector*, *JHEP* **11** (2014) 118 [[arXiv:1407.0583](#)] [[INSPIRE](#)].
- [32] ATLAS collaboration, *Search for direct top-squark pair production in final states with two leptons in pp collisions at $\sqrt{s} = 8$ TeV with the ATLAS detector*, *JHEP* **06** (2014) 124 [[arXiv:1403.4853](#)] [[INSPIRE](#)].
- [33] ATLAS collaboration, *Search for top squarks in final states with one isolated lepton, jets, and missing transverse momentum in $\sqrt{s} = 13$ TeV pp collisions with the ATLAS detector*, *Phys. Rev. D* **94** (2016) 052009 [[arXiv:1606.03903](#)] [[INSPIRE](#)].
- [34] ATLAS collaboration, *Search for top squarks decaying to tau sleptons in pp collisions at $\sqrt{s} = 13$ TeV with the ATLAS detector*, *Phys. Rev. D* **98** (2018) 032008 [[arXiv:1803.10178](#)] [[INSPIRE](#)].
- [35] ATLAS collaboration, *Search for new phenomena in pp collisions in final states with tau leptons, b-jets, and missing transverse momentum with the ATLAS detector*, *Phys. Rev. D* **104** (2021) 112005 [[arXiv:2108.07665](#)] [[INSPIRE](#)].
- [36] CMS collaboration, *Search for top squark pair production in a final state with two tau leptons in proton-proton collisions at $\sqrt{s} = 13$ TeV*, *JHEP* **02** (2020) 015 [[arXiv:1910.12932](#)] [[INSPIRE](#)].
- [37] *HEPData record for this analysis*, (2023) [[DOI:10.17182/hepdata.138986](#)].
- [38] CMS collaboration, *The CMS experiment at the CERN LHC*, 2008 *JINST* **3** S08004 [[INSPIRE](#)].
- [39] CMS collaboration, *The CMS trigger system*, 2017 *JINST* **12** P01020 [[arXiv:1609.02366](#)] [[INSPIRE](#)].

- [40] CMS collaboration, *Performance of the CMS level-1 trigger in proton-proton collisions at $\sqrt{s} = 13$ TeV*, **2020 JINST** **15** P10017 [[arXiv:2006.10165](#)] [[INSPIRE](#)].
- [41] C. Oleari, *The POWHEG-BOX*, *Nucl. Phys. B Proc. Suppl.* **205-206** (2010) 36 [[arXiv:1007.3893](#)] [[INSPIRE](#)].
- [42] P. Nason, *A new method for combining NLO QCD with shower Monte Carlo algorithms*, *JHEP* **11** (2004) 040 [[hep-ph/0409146](#)] [[INSPIRE](#)].
- [43] S. Frixione, P. Nason and C. Oleari, *Matching NLO QCD computations with parton shower simulations: the POWHEG method*, *JHEP* **11** (2007) 070 [[arXiv:0709.2092](#)] [[INSPIRE](#)].
- [44] S. Alioli, P. Nason, C. Oleari and E. Re, *A general framework for implementing NLO calculations in shower Monte Carlo programs: the POWHEG BOX*, *JHEP* **06** (2010) 043 [[arXiv:1002.2581](#)] [[INSPIRE](#)].
- [45] S. Frixione, P. Nason and G. Ridolfi, *A positive-weight next-to-leading-order Monte Carlo for heavy flavour hadroproduction*, *JHEP* **09** (2007) 126 [[arXiv:0707.3088](#)] [[INSPIRE](#)].
- [46] S. Alioli, P. Nason, C. Oleari and E. Re, *NLO single-top production matched with shower in POWHEG: s- and t-channel contributions*, *JHEP* **09** (2009) 111 [Erratum *ibid.* **02** (2010) 011] [[arXiv:0907.4076](#)] [[INSPIRE](#)].
- [47] J. Alwall et al., *The automated computation of tree-level and next-to-leading order differential cross sections, and their matching to parton shower simulations*, *JHEP* **07** (2014) 079 [[arXiv:1405.0301](#)] [[INSPIRE](#)].
- [48] Y. Li and F. Petriello, *Combining QCD and electroweak corrections to dilepton production in FEWZ*, *Phys. Rev. D* **86** (2012) 094034 [[arXiv:1208.5967](#)] [[INSPIRE](#)].
- [49] T. Sjöstrand et al., *An introduction to PYTHIA 8.2*, *Comput. Phys. Commun.* **191** (2015) 159 [[arXiv:1410.3012](#)] [[INSPIRE](#)].
- [50] CMS collaboration, *Event generator tunes obtained from underlying event and multiparton scattering measurements*, *Eur. Phys. J. C* **76** (2016) 155 [[arXiv:1512.00815](#)] [[INSPIRE](#)].
- [51] CMS collaboration, *Investigations of the impact of the parton shower tuning in Pythia 8 in the modelling of $t\bar{t}$ at $\sqrt{s} = 8$ and 13 TeV*, CMS-PAS-TOP-16-021, CERN, Geneva, Switzerland (2016).
- [52] CMS collaboration, *Extraction and validation of a new set of CMS PYTHIA8 tunes from underlying-event measurements*, *Eur. Phys. J. C* **80** (2020) 4 [[arXiv:1903.12179](#)] [[INSPIRE](#)].
- [53] GEANT4 collaboration, *GEANT4 — a simulation toolkit*, *Nucl. Instrum. Meth. A* **506** (2003) 250 [[INSPIRE](#)].
- [54] W. Beenakker, R. Hopker, M. Spira and P.M. Zerwas, *Squark and gluino production at hadron colliders*, *Nucl. Phys. B* **492** (1997) 51 [[hep-ph/9610490](#)] [[INSPIRE](#)].
- [55] A. Kulesza and L. Motyka, *Threshold resummation for squark-antisquark and gluino-pair production at the LHC*, *Phys. Rev. Lett.* **102** (2009) 111802 [[arXiv:0807.2405](#)] [[INSPIRE](#)].
- [56] A. Kulesza and L. Motyka, *Soft gluon resummation for the production of gluino-gluino and squark-antisquark pairs at the LHC*, *Phys. Rev. D* **80** (2009) 095004 [[arXiv:0905.4749](#)] [[INSPIRE](#)].
- [57] W. Beenakker et al., *Soft-gluon resummation for squark and gluino hadroproduction*, *JHEP* **12** (2009) 041 [[arXiv:0909.4418](#)] [[INSPIRE](#)].

- [58] W. Beenakker et al., *Squark and gluino hadroproduction*, *Int. J. Mod. Phys. A* **26** (2011) 2637 [[arXiv:1105.1110](#)] [[INSPIRE](#)].
- [59] A. Giammanco, *The fast simulation of the CMS experiment*, *J. Phys. Conf. Ser.* **513** (2014) 022012 [[INSPIRE](#)].
- [60] CMS collaboration, *Particle-flow reconstruction and global event description with the CMS detector*, *2017 JINST* **12** P10003 [[arXiv:1706.04965](#)] [[INSPIRE](#)].
- [61] D. Contardo et al., *Technical proposal for the phase-II upgrade of the CMS detector*, [CERN-LHCC-2015-010](#), CERN, Geneva, Switzerland (2015) [[DOI:10.17181/CERN.VU8I.D59J](#)].
- [62] M. Cacciari, G.P. Salam and G. Soyez, *The anti- k_t jet clustering algorithm*, *JHEP* **04** (2008) 063 [[arXiv:0802.1189](#)] [[INSPIRE](#)].
- [63] M. Cacciari, G.P. Salam and G. Soyez, *FastJet user manual*, *Eur. Phys. J. C* **72** (2012) 1896 [[arXiv:1111.6097](#)] [[INSPIRE](#)].
- [64] CMS collaboration, *Jet energy scale and resolution in the CMS experiment in pp collisions at 8 TeV*, *2017 JINST* **12** P02014 [[arXiv:1607.03663](#)] [[INSPIRE](#)].
- [65] CMS collaboration, *Jet algorithms performance in 13 TeV data*, [CMS-PAS-JME-16-003](#), CERN, Geneva, Switzerland (2017).
- [66] CMS collaboration, *Identification of heavy-flavour jets with the CMS detector in pp collisions at 13 TeV*, *2018 JINST* **13** P05011 [[arXiv:1712.07158](#)] [[INSPIRE](#)].
- [67] CMS collaboration, *Performance of the DeepJet b tagging algorithm using 41.9 fb^{-1} of data from proton-proton collisions at 13 TeV with phase 1 CMS detector*, [CMS-DP-2018-058](#), CERN, Geneva, Switzerland (2018).
- [68] E. Bols et al., *Jet flavour classification using DeepJet*, *2020 JINST* **15** P12012 [[arXiv:2008.10519](#)] [[INSPIRE](#)].
- [69] CMS collaboration, *Electron and photon reconstruction and identification with the CMS experiment at the CERN LHC*, *2021 JINST* **16** P05014 [[arXiv:2012.06888](#)] [[INSPIRE](#)].
- [70] CMS collaboration, *Performance of electron reconstruction and selection with the CMS detector in proton-proton collisions at $\sqrt{s} = 8 \text{ TeV}$* , *2015 JINST* **10** P06005 [[arXiv:1502.02701](#)] [[INSPIRE](#)].
- [71] CMS collaboration, *Performance of the CMS muon detector and muon reconstruction with proton-proton collisions at $\sqrt{s} = 13 \text{ TeV}$* , *2018 JINST* **13** P06015 [[arXiv:1804.04528](#)] [[INSPIRE](#)].
- [72] CMS collaboration, *Performance of reconstruction and identification of τ leptons decaying to hadrons and ν_τ in pp collisions at $\sqrt{s} = 13 \text{ TeV}$* , *2018 JINST* **13** P10005 [[arXiv:1809.02816](#)] [[INSPIRE](#)].
- [73] CMS collaboration, *Identification of hadronic tau lepton decays using a deep neural network*, *2022 JINST* **17** P07023 [[arXiv:2201.08458](#)] [[INSPIRE](#)].
- [74] CMS collaboration, *Performance of missing transverse momentum reconstruction in proton-proton collisions at $\sqrt{s} = 13 \text{ TeV}$ using the CMS detector*, *2019 JINST* **14** P07004 [[arXiv:1903.06078](#)] [[INSPIRE](#)].
- [75] C.G. Lester and D.J. Summers, *Measuring masses of semiinvisibly decaying particles pair produced at hadron colliders*, *Phys. Lett. B* **463** (1999) 99 [[hep-ph/9906349](#)] [[INSPIRE](#)].

- [76] A. Barr, C. Lester and P. Stephens, m_{T2} : the truth behind the glamour, *J. Phys. G* **29** (2003) 2343 [[hep-ph/0304226](#)] [[INSPIRE](#)].
- [77] A.J. Barr and C. Gwenlan, The race for supersymmetry: using m_{T2} for discovery, *Phys. Rev. D* **80** (2009) 074007 [[arXiv:0907.2713](#)] [[INSPIRE](#)].
- [78] CMS collaboration, Search for direct pair production of supersymmetric partners to the τ lepton in proton-proton collisions at $\sqrt{s} = 13$ TeV, *Eur. Phys. J. C* **80** (2020) 189 [[arXiv:1907.13179](#)] [[INSPIRE](#)].
- [79] CMS collaboration, Search for heavy neutrinos and third-generation leptoquarks in hadronic states of two τ leptons and two jets in proton-proton collisions at $\sqrt{s} = 13$ TeV, *JHEP* **03** (2019) 170 [[arXiv:1811.00806](#)] [[INSPIRE](#)].
- [80] CMS collaboration, Search for supersymmetry in events with a τ lepton pair and missing transverse momentum in proton-proton collisions at $\sqrt{s} = 13$ TeV, *JHEP* **11** (2018) 151 [[arXiv:1807.02048](#)] [[INSPIRE](#)].
- [81] CMS collaboration, Search for direct pair production of supersymmetric partners to the τ lepton in the all-hadronic final state at $\sqrt{s} = 13$ TeV, CMS-PAS-SUS-21-001, CERN, Geneva, Switzerland (2021).
- [82] CMS collaboration, Measurement of the inelastic proton-proton cross section at $\sqrt{s} = 13$ TeV, *JHEP* **07** (2018) 161 [[arXiv:1802.02613](#)] [[INSPIRE](#)].
- [83] A. Kalogeropoulos and J. Alwall, The SysCalc code: a tool to derive theoretical systematic uncertainties, [arXiv:1801.08401](#) [[INSPIRE](#)].
- [84] CMS collaboration, Precision luminosity measurement in proton-proton collisions at $\sqrt{s} = 13$ TeV in 2015 and 2016 at CMS, *Eur. Phys. J. C* **81** (2021) 800 [[arXiv:2104.01927](#)] [[INSPIRE](#)].
- [85] CMS collaboration, CMS luminosity measurement for the 2017 data-taking period at $\sqrt{s} = 13$ TeV, CMS-PAS-LUM-17-004, CERN, Geneva, Switzerland (2018).
- [86] CMS collaboration, CMS luminosity measurement for the 2018 data-taking period at $\sqrt{s} = 13$ TeV, CMS-PAS-LUM-18-002, CERN, Geneva, Switzerland (2019).
- [87] CMS collaboration, Measurement of the differential Drell-Yan cross section in proton-proton collisions at $\sqrt{s} = 13$ TeV, *JHEP* **12** (2019) 059 [[arXiv:1812.10529](#)] [[INSPIRE](#)].
- [88] CMS collaboration, Measurements of $t\bar{t}$ differential cross sections in proton-proton collisions at $\sqrt{s} = 13$ TeV using events containing two leptons, *JHEP* **02** (2019) 149 [[arXiv:1811.06625](#)] [[INSPIRE](#)].
- [89] ATLAS collaboration, Measurement of the W^+W^- production cross section in pp collisions at a centre-of-mass energy of $\sqrt{s} = 13$ TeV with the ATLAS experiment, *Phys. Lett. B* **773** (2017) 354 [[arXiv:1702.04519](#)] [[INSPIRE](#)].
- [90] CMS collaboration, Measurement of top quark pair production in association with a Z boson in proton-proton collisions at $\sqrt{s} = 13$ TeV, *JHEP* **03** (2020) 056 [[arXiv:1907.11270](#)] [[INSPIRE](#)].
- [91] CMS collaboration, Measurements of the $pp \rightarrow WZ$ inclusive and differential production cross section and constraints on charged anomalous triple gauge couplings at $\sqrt{s} = 13$ TeV, *JHEP* **04** (2019) 122 [[arXiv:1901.03428](#)] [[INSPIRE](#)].






















- [92] CMS collaboration, *Measurement of the differential cross sections for the associated production of a W boson and jets in proton-proton collisions at $\sqrt{s} = 13$ TeV*, *Phys. Rev. D* **96** (2017) 072005 [[arXiv:1707.05979](#)] [[INSPIRE](#)].
- [93] THEATLAS et al. collaborations, *Procedure for the LHC Higgs boson search combination in Summer 2011*, *CMS-NOTE-2011-005*, CERN, Geneva, Switzerland (2011).
- [94] T. Junk, *Confidence level computation for combining searches with small statistics*, *Nucl. Instrum. Meth. A* **434** (1999) 435 [[hep-ex/9902006](#)] [[INSPIRE](#)].
- [95] A.L. Read, *Presentation of search results: the CL_s technique*, *J. Phys. G* **28** (2002) 2693 [[INSPIRE](#)].
- [96] G. Cowan, K. Cranmer, E. Gross and O. Vitells, *Asymptotic formulae for likelihood-based tests of new physics*, *Eur. Phys. J. C* **71** (2011) 1554 [*Erratum ibid.* **73** (2013) 2501] [[arXiv:1007.1727](#)] [[INSPIRE](#)].

The CMS collaboration

Yerevan Physics Institute, Yerevan, Armenia

A. Tumasyan ¹














Institut für Hochenergiephysik, Vienna, Austria

W. Adam , J.W. Andrejkovic , T. Bergauer , S. Chatterjee , K. Damanakis ,
M. Dragicevic , A. Escalante Del Valle , P.S. Hussain , M. Jeitler ², N. Krammer ,
L. Lechner , D. Liko , I. Mikulec , P. Paulitsch , J. Schieck ², R. Schöfbeck , D. Schwarz ,
M. Sonawane , S. Templ , W. Waltenberger , C.-E. Wulz ²



Universiteit Antwerpen, Antwerpen, Belgium

M.R. Darwish ³, T. Janssen , T. Kello ⁴, H. Rejeb Sfar , P. Van Mechelen 












Vrije Universiteit Brussel, Brussel, Belgium

E.S. Bols , J. D'Hondt , A. De Moor , M. Delcourt , H. El Faham , S. Lowette ,
A. Morton , D. Müller , A.R. Sahasransu , S. Tavernier , W. Van Doninck , S. Van Putte ,
D. Vannerom 

















Université Libre de Bruxelles, Bruxelles, Belgium

B. Clerbaux , G. De Lentdecker , L. Favart , D. Hohov , J. Jaramillo , K. Lee ,
M. Mahdavihorrani , I. Makarenko , A. Malara , S. Paredes , L. Pétré , N. Postiau ,
L. Thomas , M. Vanden Bemden , C. Vander Velde , P. Vanlaer 

Ghent University, Ghent, Belgium

D. Dobur , J. Knolle , L. Lambrecht , G. Mestdach , C. Rendón , A. Samalan , K. Skovpen ,
M. Tytgat , N. Van Den Bossche , B. Vermassen , L. Wezenbeek 






















Université Catholique de Louvain, Louvain-la-Neuve, Belgium

A. Benecke , G. Bruno , F. Bury , C. Caputo , P. David , C. Delaere , I.S. Donertas ,
A. Giammanco , K. Jaffel , Sa. Jain , V. Lemaitre , K. Mondal , A. Taliercio ,
T.T. Tran , P. Vischia , S. Wertz 

Centro Brasileiro de Pesquisas Físicas, Rio de Janeiro, Brazil

G.A. Alves , E. Coelho , C. Hensel , A. Moraes , P. Rebello Teles 

Universidade do Estado do Rio de Janeiro, Rio de Janeiro, Brazil

W.L. Aldá Júnior , M. Alves Gallo Pereira , M. Barroso Ferreira Filho ,
H. Brandao Malbouisson , W. Carvalho , J. Chinellato ⁵, E.M. Da Costa ,
G.G. Da Silveira ⁶, D. De Jesus Damiao , V. Dos Santos Sousa , S. Fonseca De Souza ,
J. Martins ⁷, C. Mora Herrera , K. Mota Amarilo , L. Mundim , H. Nogima ,
A. Santoro , S.M. Silva Do Amaral , A. Sznajder , M. Thiel , A. Vilela Pereira 

Universidade Estadual Paulista, Universidade Federal do ABC, São Paulo, Brazil

C.A. Bernardes⁶, L. Calligaris, T.R. Fernandez Perez Tomei, E.M. Gregores,
P.G. Mercadante, S.F. Novaes, Sandra S. Padula

Institute for Nuclear Research and Nuclear Energy, Bulgarian Academy of Sciences, Sofia, Bulgaria

A. Aleksandrov, G. Antchev, R. Hadjiiska, P. Iaydjiev, M. Misheva, M. Rodozov,
M. Shopova, G. Sultanov

University of Sofia, Sofia, Bulgaria

A. Dimitrov, T. Ivanov, L. Litov, B. Pavlov, P. Petkov, A. Petrov, E. Shumka

Instituto De Alta Investigación, Universidad de Tarapacá, Casilla 7 D, Arica, Chile

S.Thakur

Beihang University, Beijing, China

T. Cheng, T. Javaid⁸, M. Mittal, L. Yuan

Department of Physics, Tsinghua University, Beijing, China

M. Ahmad, G. Bauer⁹, Z. Hu, S. Lezki, K. Yi^{9,10}

Institute of High Energy Physics, Beijing, China

G.M. Chen⁸, H.S. Chen⁸, M. Chen⁸, F. Iemmi, C.H. Jiang, A. Kapoor, H. Liao,
Z.-A. Liu¹¹, V. Milosevic, F. Monti, R. Sharma, J. Tao, J. Thomas-Wilsker,
J. Wang, H. Zhang, J. Zhao

State Key Laboratory of Nuclear Physics and Technology, Peking University, Beijing, China

A. Agapitos, Y. An, Y. Ban, A. Levin, C. Li, Q. Li, X. Lyu, Y. Mao, S.J. Qian,
X. Sun, D. Wang, J. Xiao, H. Yang

Sun Yat-Sen University, Guangzhou, China

M. Lu, Z. You

University of Science and Technology of China, Hefei, China

















N. Lu

Institute of Modern Physics and Key Laboratory of Nuclear Physics and Ion-beam Application (MOE) — Fudan University, Shanghai, China
















X. Gao⁴, D. Leggat, H. Okawa, Y. Zhang

Zhejiang University, Hangzhou, Zhejiang, China

Z. Lin, C. Lu, M. Xiao

Universidad de Los Andes, Bogota, ColombiaC. Avila , D.A. Barbosa Trujillo, A. Cabrera , C. Florez , J. Fraga **Universidad de Antioquia, Medellin, Colombia**J. Mejia Guisao , F. Ramirez , M. Rodriguez , J.D. Ruiz Alvarez **University of Split, Faculty of Electrical Engineering, Mechanical Engineering and Naval Architecture, Split, Croatia**D. Giljanovic , N. Godinovic , D. Lelas , I. Puljak **University of Split, Faculty of Science, Split, Croatia**Z. Antunovic, M. Kovac , T. Sculac **Institute Rudjer Boskovic, Zagreb, Croatia**V. Brigljevic , B.K. Chitroda , D. Ferencek , S. Mishra , M. Roguljic , A. Starodumov ¹², T. Susa **University of Cyprus, Nicosia, Cyprus**A. Attikis , K. Christoforou , S. Konstantinou , J. Mousa , C. Nicolaou, F. Ptochos , P.A. Razis , H. Rykaczewski, H. Saka , A. Stepennov **Charles University, Prague, Czech Republic**M. Finger , M. Finger Jr. , A. Kveton **Escuela Politecnica Nacional, Quito, Ecuador**E. Ayala **Universidad San Francisco de Quito, Quito, Ecuador**E. Carrera Jarrin **Academy of Scientific Research and Technology of the Arab Republic of Egypt, Egyptian Network of High Energy Physics, Cairo, Egypt**S. Elgammal¹³, A. Ellithi Kamel¹⁴**Center for High Energy Physics (CHEP-FU), Fayoum University, El-Fayoum, Egypt**A. Lotfy , M.A. Mahmoud **National Institute of Chemical Physics and Biophysics, Tallinn, Estonia**S. Bhowmik , R.K. Dewanjee , K. Ehataht , M. Kadastik, T. Lange , S. Nandan , C. Nielsen , J. Pata , M. Raidal , L. Tani , C. Veelken **Department of Physics, University of Helsinki, Helsinki, Finland**P. Eerola , H. Kirschenmann , K. Osterberg , M. Voutilainen 
















Helsinki Institute of Physics, Helsinki, Finland

S. Bharthuar , E. Brücken , F. Garcia , J. Havukainen , M.S. Kim , R. Kinnunen,
T. Lampén , K. Lassila-Perini , S. Lehti , T. Lindén , M. Lotti, L. Martikainen ,
M. Myllymäki , M.m. Rantanen , H. Siikonen , E. Tuominen , J. Tuominiemi 





























Lappeenranta-Lahti University of Technology, Lappeenranta, Finland

P. Luukka , H. Petrow , T. Tuuva[†]











IRFU, CEA, Université Paris-Saclay, Gif-sur-Yvette, France

C. Amendola , M. Besancon , F. Couderc , M. Dejardin , D. Denegri, J.L. Faure, F. Ferri ,
S. Ganjour , P. Gras , G. Hamel de Monchenault , V. Lohezic , J. Malcles , J. Rander,
A. Rosowsky , M.Ö. Sahin , A. Savoy-Navarro ¹⁵, P. Simkina , M. Titov 


















Laboratoire Leprince-Ringuet, CNRS/IN2P3, Ecole Polytechnique, Institut Polytechnique de Paris, Palaiseau, France

C. Baldenegro Barrera , F. Beaudette , A. Buchot Perraguin , P. Busson , A. Cappati ,
C. Charlot , F. Damas , O. Davignon , B. Diab , G. Falmagne ,
B.A. Fontana Santos Alves , S. Ghosh , R. Granier de Cassagnac , A. Hakimi ,
B. Harikrishnan , G. Liu , J. Motta , M. Nguyen , C. Ochando , L. Portales ,
R. Salerno , U. Sarkar , J.B. Sauvan , Y. Sirois , A. Tarabini , E. Vernazza , A. Zabi ,
A. Zghiche 

Université de Strasbourg, CNRS, IPHC UMR 7178, Strasbourg, France

J.-L. Agram ¹⁶, J. Andrea , D. Apparu , D. Bloch , G. Bourgatte, J.-M. Brom ,
E.C. Chabert , C. Collard , D. Darej, U. Goerlach , C. Grimault, A.-C. Le Bihan ,
P. Van Hove 

Institut de Physique des 2 Infinis de Lyon (IP2I), Villeurbanne, France

S. Beauceron , B. Blancon , G. Boudoul , A. Carle, N. Chanon , J. Choi , D. Contardo ,
P. Depasse , C. Dozen ¹⁷, H. El Mamouni, J. Fay , S. Gascon , M. Gouzevitch ,
G. Grenier , B. Ille , I.B. Laktineh, M. Lethuillier , L. Mirabito, S. Perries, L. Torterotot ,
M. Vander Donckt , P. Verdier , S. Viret























Georgian Technical University, Tbilisi, Georgia

I. Lomidze , T. Toriashvili ¹⁸, Z. Tsamalaidze ¹²

RWTH Aachen University, I. Physikalisches Institut, Aachen, Germany










V. Botta , L. Feld , K. Klein , M. Lipinski , D. Meuser , A. Pauls , N. Röwert ,
M. Teroerde 

RWTH Aachen University, III. Physikalisches Institut A, Aachen, Germany


S. Diekmann , A. Dodonova , N. Eich , D. Eliseev , M. Erdmann , P. Fackeldey ,
D. Fasanella , B. Fischer , T. Hebbeker , K. Hoepfner , F. Ivone , M.y. Lee ,
L. Mastrolorenzo, M. Merschmeyer , A. Meyer , S. Mondal , S. Mukherjee , D. Noll ,
A. Novak , F. Nowotny, A. Pozdnyakov , Y. Rath, W. Redjeb , H. Reithler , A. Schmidt 

S.C. Schuler, A. Sharma , A. Stein , F. Torres Da Silva De Araujo ¹⁹, L. Vigilante,
S. Wiedenbeck , S. Zaleski







































RWTH Aachen University, III. Physikalisches Institut B, Aachen, Germany

C. Dziwok , G. Flügge , W. Haj Ahmad ²⁰, O. Hlushchenko, T. Kress , A. Nowack ,
O. Pooth , A. Stahl , T. Ziemons , A. Zotz 































Deutsches Elektronen-Synchrotron, Hamburg, Germany

H. Aarup Petersen , M. Aldaya Martin , J. Alimena , P. Asmuss, S. Baxter ,
M. Bayatmakou , H. Becerril Gonzalez , O. Behnke , S. Bhattacharya , F. Blekman ²¹,
K. Borrás ²², D. Brunner , A. Campbell , A. Cardini , C. Cheng, F. Colombina,
S. Consuegra Rodríguez , G. Correia Silva , M. De Silva , G. Eckerlin, D. Eckstein ,
L.I. Estevez Banos , O. Filatov , E. Gallo ²¹, A. Geiser , A. Giraldi , G. Greau,
A. Grohsjean , V. Guglielmi , M. Guthoff , A. Jafari ²³, N.Z. Jomhari , B. Kaech ,
M. Kasemann , H. Kaveh , C. Kleinwort , R. Kogler , M. Komm , D. Krücker ,
W. Lange, D. Leyva Pernia , K. Lipka ²⁴, W. Lohmann ²⁵, R. Mankel ,
I.-A. Melzer-Pellmann , M. Mendizabal Morentin , J. Metwally, A.B. Meyer , G. Milella ,
M. Mormile , A. Mussgiller , A. Nürnberg , Y. Otariid, D. Pérez Adán , E. Ranken ,
A. Raspereza , B. Ribeiro Lopes , J. Rübenach, A. Saggio , M. Savitskyi , M. Scham ^{26,22},
V. Scheurer, S. Schnake ²², P. Schütze , C. Schwanenberger ²¹, M. Shchedrolosiev ,
R.E. Sosa Ricardo , D. Stafford, N. Tonon [†], M. Van De Klundert , F. Vazzoler ,
A. Ventura Barroso , R. Walsh , D. Walter , Q. Wang , Y. Wen , K. Wichmann,
L. Wiens ²², C. Wissing , S. Wuchterl , Y. Yang , A. Zimmermann Castro Santos 

University of Hamburg, Hamburg, Germany

A. Albrecht , S. Albrecht , M. Antonello , S. Bein , L. Benato , M. Bonanomi ,
P. Connor , K. De Leo , M. Eich, K. El Morabit , F. Feindt, A. Fröhlich, C. Garbers ,
E. Garutti , M. Hajheidari, J. Haller , A. Hinzmann , H.R. Jabusch , G. Kasieczka ,
P. Keicher, R. Klanner , W. Korcari , T. Kramer , V. Kutzner , F. Labe , J. Lange ,
A. Lobanov , C. Matthies , A. Mehta , L. Moureaux , M. Mrowietz, A. Nigamova ,
Y. Nissan, A. Paasch , K.J. Pena Rodriguez , T. Quadfasel , M. Rieger , O. Rieger,
D. Savoie , J. Schindler , P. Schleper , M. Schröder , J. Schwandt , M. Sommerhalder ,
H. Stadie , G. Steinbrück , A. Tews, M. Wolf 









Karlsruher Institut fuer Technologie, Karlsruhe, Germany

S. Brommer , M. Burkart, E. Butz , T. Chwalek , A. Dierlamm , A. Droll, N. Faltermann ,
M. Giffels , J.O. Gosewisch, A. Gottmann , F. Hartmann ²⁷, M. Horzela , U. Husemann ,
M. Klute , R. Koppenhöfer , M. Link, A. Lintuluoto , S. Maier , S. Mitra , Th. Müller ,
M. Neukum, M. Oh , G. Quast , K. Rabbertz , J. Rauser, I. Shvetsov , H.J. Simonis ,
N. Trevisani , R. Ulrich , J. van der Linden , R.F. Von Cube , M. Wassmer ,
S. Wieland , R. Wolf , S. Wozniowski , S. Wunsch, X. Zuo 

Institute of Nuclear and Particle Physics (INPP), NCSR Demokritos, Aghia Paraskevi, Greece

G. Anagnostou, P. Assiouras , G. Daskalakis , A. Kyriakis, A. Stakia 








National and Kapodistrian University of Athens, Athens, Greece

M. Diamantopoulou, D. Karasavvas, P. Kontaxakis , A. Manousakis-Katsikakis ,
A. Panagiotou, I. Papavergou , N. Saoulidou , K. Theofilatos , E. Tziaferi , K. Vellidis ,
I. Zisopoulos 

National Technical University of Athens, Athens, Greece

G. Bakas , T. Chatzistavrou, G. Karapostoli , K. Kousouris , I. Papakrivopoulos ,
G. Tsipolitis, A. Zacharopoulou






University of Ioánnina, Ioánnina, Greece

K. Adamidis, I. Bestintzanos, I. Evangelou , C. Foudas, P. Gianneios , C. Kamtsikis,
P. Katsoulis, P. Kokkas , P.G. Kosmoglou Kioseoglou , N. Manthos , I. Papadopoulos ,
J. Strologas 

MTA-ELTE Lendület CMS Particle and Nuclear Physics Group, Eötvös Loránd University, Budapest, Hungary

M. Csanád , K. Farkas , M.M.A. Gadallah ²⁸, S. Lökös ²⁹, P. Major , K. Mandal ,
G. Pásztor , A.J. Rádl ³⁰, O. Surányi , G.I. Veres 

Wigner Research Centre for Physics, Budapest, Hungary

M. Bartók ³¹, G. Bencze, C. Hajdu , D. Horvath ^{32,33}, F. Sikler , V. Veszpremi 

Institute of Nuclear Research ATOMKI, Debrecen, Hungary

N. Beni , S. Czellar, J. Karancsi ³¹, J. Molnar, Z. Szillasi, D. Teyssier 


















Institute of Physics, University of Debrecen, Debrecen, Hungary

P. Raics, B. Ujvari ³⁴, G. Zilizi 









Karoly Robert Campus, MATE Institute of Technology, Gyongyos, Hungary

T. Csorgo ³⁰, F. Nemes ³⁰, T. Novak 










Panjab University, Chandigarh, India

J. Babbar , S. Bansal , S.B. Beri, V. Bhatnagar , G. Chaudhary , S. Chauhan ,
N. Dhingra ³⁵, R. Gupta, A. Kaur , A. Kaur , H. Kaur , M. Kaur , S. Kumar ,
P. Kumari , M. Meena , K. Sandeep , T. Sheokand, J.B. Singh ³⁶, A. Singla , A. K. Viridi 















University of Delhi, Delhi, India

A. Ahmed , A. Bhardwaj , A. Chhetri , B.C. Choudhary , A. Kumar , M. Naimuddin ,
K. Ranjan , S. Saumya 

Saha Institute of Nuclear Physics, HBNI, Kolkata, India

S. Baradia , S. Barman ³⁷, S. Bhattacharya , D. Bhowmik, S. Dutta , S. Dutta,
B. Gomber ³⁸, M. Maity ³⁷, P. Palit , G. Saha , B. Sahu , S. Sarkar



Indian Institute of Technology Madras, Madras, India

P.K. Behera , S.C. Behera , S. Chatterjee , P. Kalbhor , J.R. Komaragiri ³⁹,
D. Kumar ³⁹, A. Muhammad , L. Panwar ³⁹, R. Pradhan , P.R. Pujahari , N.R. Saha ,
A. Sharma , A.K. Sikdar , S. Verma 

Bhabha Atomic Research Centre, Mumbai, India

K. Naskar ⁴⁰



Tata Institute of Fundamental Research-A, Mumbai, India

T. Aziz, I. Das , S. Dugad, M. Kumar , G.B. Mohanty , P. Suryadevara

Tata Institute of Fundamental Research-B, Mumbai, India

S. Banerjee , M. Guchait , S. Karmakar , S. Kumar , G. Majumder , K. Mazumdar ,
S. Mukherjee , A. Thachayath 

National Institute of Science Education and Research, An OCC of Homi Bhabha National Institute, Bhubaneswar, Odisha, India

S. Bahinipati ⁴¹, A.K. Das, C. Kar , P. Mal , T. Mishra ,
V.K. Muraleedharan Nair Bindhu ⁴², A. Nayak ⁴², P. Saha , S.K. Swain, D. Vats ⁴²

Indian Institute of Science Education and Research (IISER), Pune, India

A. Alpana , S. Dube , B. Kansal , A. Laha , S. Pandey , A. Rastogi , S. Sharma 

Isfahan University of Technology, Isfahan, Iran

H. Bakhshiansohi ⁴³, E. Khazaie , M. Zeinali ⁴⁴

































Institute for Research in Fundamental Sciences (IPM), Tehran, Iran

S. Chenarani ⁴⁵, S.M. Etesami , M. Khakzad , M. Mohammadi Najafabadi 




























University College Dublin, Dublin, Ireland

M. Grunewald 

INFN Sezione di Bari^a, Università di Bari^b, Politecnico di Bari^c, Bari, Italy

M. Abbrescia ^{a,b}, R. Aly ^{a,c,46}, C. Aruta ^{a,b}, A. Colaleo ^a, D. Creanza ^{a,c}, L. Cristella ^{a,b},
N. De Filippis ^{a,c}, M. De Palma ^{a,b}, A. Di Florio ^{a,b}, W. Elmetenawee ^{a,b}, F. Errico ^{a,b},
L. Fiore ^a, G. Iaselli ^{a,c}, G. Maggi ^{a,c}, M. Maggi ^a, I. Margjeka ^{a,b}, V. Mastrapasqua ^{a,b},
S. My ^{a,b}, S. Nuzzo ^{a,b}, A. Pellecchia ^{a,b}, A. Pompili ^{a,b}, G. Pugliese ^{a,c}, R. Radogna ^a,
D. Ramos ^a, A. Ranieri ^a, G. Selvaggi ^{a,b}, L. Silvestris ^a, F.M. Simone ^{a,b}, Ü. Sözbilir ^a,
A. Stamerra ^a, R. Venditti ^a, P. Verwilligen ^a

















INFN Sezione di Bologna^a, Università di Bologna^b, Bologna, Italy

G. Abbiendi ^a, C. Battilana ^{a,b}, D. Bonacorsi ^{a,b}, L. Borgonovi ^a, L. Brigliadori^a, R. Campanini ^{a,b}, P. Capiluppi ^{a,b}, A. Castro ^{a,b}, F.R. Cavallo ^a, M. Cuffiani ^{a,b}, G.M. Dallavalle ^a, T. Diotallevi ^{a,b}, F. Fabbri ^a, A. Fanfani ^{a,b}, P. Giacomelli ^a, L. Giommi ^{a,b}, C. Grandi ^a, L. Guiducci ^{a,b}, S. Lo Meo ^{a,47}, L. Lunerti ^{a,b}, S. Marcellini ^a, G. Masetti ^a, F.L. Navarra ^{a,b}, A. Perrotta ^a, F. Primavera ^{a,b}, A.M. Rossi ^{a,b}, T. Rovelli ^{a,b}, G.P. Siroli ^{a,b}

INFN Sezione di Catania^a, Università di Catania^b, Catania, Italy

S. Costa ^{a,b,48}, A. Di Mattia ^a, R. Potenza ^{a,b}, A. Tricomi ^{a,b,48}, C. Tuve ^{a,b}






INFN Sezione di Firenze^a, Università di Firenze^b, Firenze, Italy

G. Barbagli ^a, G. Bardelli ^{a,b}, B. Camaiani ^{a,b}, A. Cassese ^a, R. Ceccarelli ^{a,b}, V. Ciulli ^{a,b}, C. Civinini ^a, R. D'Alessandro ^{a,b}, E. Focardi ^{a,b}, G. Latino ^{a,b}, P. Lenzi ^{a,b}, M. Lizzo ^{a,b}, M. Meschini ^a, S. Paoletti ^a, G. Sguazzoni ^a, L. Viliani ^a
























INFN Laboratori Nazionali di Frascati, Frascati, Italy

L. Benussi ^b, S. Bianco ^b, S. Meola ⁴⁹, D. Piccolo ^b










INFN Sezione di Genova^a, Università di Genova^b, Genova, Italy

M. Bozzo ^{a,b}, P. Chatagnon ^a, F. Ferro ^a, E. Robutti ^a, S. Tosi ^{a,b}
























INFN Sezione di Milano-Bicocca^a, Università di Milano-Bicocca^b, Milano, Italy

A. Benaglia ^a, G. Boldrini ^a, F. Brivio ^{a,b}, F. Cetorelli ^{a,b}, F. De Guio ^{a,b}, M.E. Dinardo ^{a,b}, P. Dini ^a, S. Gennai ^a, A. Ghezzi ^{a,b}, P. Govoni ^{a,b}, L. Guzzi ^{a,b}, M.T. Lucchini ^{a,b}, M. Malberti ^a, S. Malvezzi ^a, A. Massironi ^a, D. Menasce ^a, L. Moroni ^a, M. Paganoni ^{a,b}, D. Pedrini ^a, B.S. Pinolini^a, S. Ragazzi ^{a,b}, N. Redaelli ^a, T. Tabarelli de Fatis ^{a,b}, D. Zuolo ^{a,b}












INFN Sezione di Napoli^a, Università di Napoli ‘Federico II’^b, Napoli, Italy; Università della Basilicata^c, Potenza, Italy; Università G. Marconi^d, Roma, Italy

S. Buontempo ^a, F. Carnevali^{a,b}, N. Cavallo ^{a,c}, A. De Iorio ^{a,b}, F. Fabozzi ^{a,c}, A.O.M. Iorio ^{a,b}, L. Lista ^{a,b,50}, P. Paolucci ^{a,27}, B. Rossi ^a, C. Sciacca ^{a,b}
















INFN Sezione di Padova^a, Università di Padova^b, Padova, Italy; Università di Trento^c, Trento, Italy

P. Azzi ^a, D. Bisello ^{a,b}, P. Bortignon ^a, A. Bragagnolo ^{a,b}, R. Carlin ^{a,b}, P. Checchia ^a, T. Dorigo ^a, F. Fanzago ^a, U. Gasparini ^{a,b}, F. Gonella ^a, G. Grosso^a, L. Layer^{a,51}, E. Lusiani ^a, M. Margoni ^{a,b}, A.T. Meneguzzo ^{a,b}, J. Pazzini ^{a,b}, P. Ronchese ^{a,b}, R. Rossin ^{a,b}, F. Simonetto ^{a,b}, G. Strong ^a, M. Tosi ^{a,b}, H. Yarar^{a,b}, M. Zanetti ^{a,b}, P. Zotto ^{a,b}, A. Zucchetta ^{a,b}, G. Zumerle ^{a,b}

































INFN Sezione di Pavia^a, Università di Pavia^b, Pavia, Italy

S. Abu Zeid ^{a,52}, C. Aimè ^{a,b}, A. Braghieri ^a, S. Calzaferri ^{a,b}, D. Fiorina ^{a,b},
P. Montagna ^{a,b}, V. Re ^a, C. Riccardi ^{a,b}, P. Salvini ^a, I. Vai ^a, P. Vitulo ^{a,b}


















INFN Sezione di Perugia^a, Università di Perugia^b, Perugia, Italy

P. Asenov ^{a,53}, G.M. Bilei ^a, D. Ciangottini ^{a,b}, L. Fanò ^{a,b}, M. Magherini ^{a,b},
G. Mantovani ^{a,b}, V. Mariani ^{a,b}, M. Menichelli ^a, F. Moscatelli ^{a,53}, A. Piccinelli ^{a,b},
M. Presilla ^{a,b}, A. Rossi ^{a,b}, A. Santocchia ^{a,b}, D. Spiga ^a, T. Tedeschi ^{a,b}







































INFN Sezione di Pisa^a, Università di Pisa^b, Scuola Normale Superiore di Pisa^c, Pisa, Italy; Università di Siena^d, Siena, Italy

P. Azzurri ^a, G. Bagliesi ^a, V. Bertacchi ^{a,c}, R. Bhattacharya ^a, L. Bianchini ^{a,b},
T. Boccali ^a, E. Bossini ^{a,b}, D. Bruschini ^{a,c}, R. Castaldi ^a, M.A. Ciocci ^{a,b},
V. D'Amante ^{a,d}, R. Dell'Orso ^a, S. Donato ^a, A. Giassi ^a, F. Ligabue ^{a,c},
D. Matos Figueiredo ^a, A. Messineo ^{a,b}, M. Musich ^{a,b}, F. Palla ^a, S. Parolia ^a,
G. Ramirez-Sanchez ^{a,c}, A. Rizzi ^{a,b}, G. Rolandi ^{a,c}, S. Roy Chowdhury ^a, T. Sarkar ^a,
A. Scribano ^a, P. Spagnolo ^a, R. Tenchini ^a, G. Tonelli ^{a,b}, N. Turini ^{a,d}, A. Venturi ^a,
P.G. Verdini ^a

INFN Sezione di Roma^a, Sapienza Università di Roma^b, Roma, Italy

P. Barria ^a, M. Campana ^{a,b}, F. Cavallari ^a, D. Del Re ^{a,b}, E. Di Marco ^a, M. Diemoz ^a,
E. Longo ^{a,b}, P. Meridiani ^a, G. Organtini ^{a,b}, F. Pandolfi ^a, R. Paramatti ^{a,b},
C. Quaranta ^{a,b}, S. Rahatlou ^{a,b}, C. Rovelli ^a, F. Santanastasio ^{a,b}, L. Soffi ^a,
R. Tramontano ^{a,b}














INFN Sezione di Torino^a, Università di Torino^b, Torino, Italy; Università del Piemonte Orientale^c, Novara, Italy

N. Amapane ^{a,b}, R. Arcidiacono ^{a,c}, S. Argiro ^{a,b}, M. Arneodo ^{a,c}, N. Bartosik ^a,
R. Bellan ^{a,b}, A. Bellora ^{a,b}, C. Biino ^a, N. Cartiglia ^a, M. Costa ^{a,b}, R. Covarelli ^{a,b},
N. Demaria ^a, M. Grippo ^{a,b}, B. Kiani ^{a,b}, F. Legger ^a, C. Mariotti ^a, S. Maselli ^a,
A. Mecca ^{a,b}, E. Migliore ^{a,b}, M. Monteno ^a, R. Mulargia ^a, M.M. Obertino ^{a,b},
G. Ortona ^a, L. Pacher ^{a,b}, N. Pastrone ^a, M. Pelliccioni ^a, M. Ruspa ^{a,c}, K. Shchelina ^a,
F. Siviero ^{a,b}, V. Sola ^{a,b}, A. Solano ^{a,b}, D. Soldi ^{a,b}, A. Staiano ^a, M. Tornago ^{a,b},
D. Trocino ^a, G. Umoret ^{a,b}, A. Vagnerini ^{a,b}, E. Vlasov ^{a,b}

INFN Sezione di Trieste^a, Università di Trieste^b, Trieste, Italy

S. Belforte ^a, V. Candelise ^{a,b}, M. Casarsa ^a, F. Cossutti ^a, G. Della Ricca ^{a,b},
G. Sorrentino ^{a,b}




Kyungpook National University, Daegu, Korea

S. Dogra ^b, C. Huh ^b, B. Kim ^b, D.H. Kim ^b, G.N. Kim ^b, J. Kim, J. Lee ^b, S.W. Lee ^b,
C.S. Moon ^b, Y.D. Oh ^b, S.I. Pak ^b, M.S. Ryu ^b, S. Sekmen ^b, Y.C. Yang ^b





Chonnam National University, Institute for Universe and Elementary Particles, Kwangju, Korea

H. Kim , D.H. Moon 

Hanyang University, Seoul, Korea

E. Asilar , T.J. Kim , J. Park 


Korea University, Seoul, Korea

S. Choi , S. Han, B. Hong , K. Lee, K.S. Lee , J. Lim, J. Park, S.K. Park, J. Yoo 







Kyung Hee University, Department of Physics, Seoul, Korea

J. Goh 










Sejong University, Seoul, Korea

H. S. Kim , Y. Kim, S. Lee

Seoul National University, Seoul, Korea

J. Almond, J.H. Bhyun, J. Choi , S. Jeon , J. Kim , J.S. Kim, S. Ko , H. Kwon , H. Lee , S. Lee, B.H. Oh , S.B. Oh , H. Seo , U.K. Yang, I. Yoon 

University of Seoul, Seoul, Korea

W. Jang , D.Y. Kang, Y. Kang , D. Kim , S. Kim , B. Ko, J.S.H. Lee , Y. Lee , J.A. Merlin, I.C. Park , Y. Roh, D. Song, Watson, I.J. , S. Yang 


Yonsei University, Department of Physics, Seoul, Korea

S. Ha , H.D. Yoo 

Sungkyunkwan University, Suwon, Korea

M. Choi , M.R. Kim , H. Lee, Y. Lee , I. Yu 

College of Engineering and Technology, American University of the Middle East (AUM), Dasman, Kuwait

T. Beyrouthy, Y. Maghrbi 

Riga Technical University, Riga, Latvia

K. Dreimanis , G. Pikurs, A. Potrebko , M. Seidel , V. Veckalns ⁵⁴







Vilnius University, Vilnius, Lithuania

M. Ambrozias , A. Carvalho Antunes De Oliveira , A. Juodagalvis , A. Rinkevicius , G. Tamulaitis 

National Centre for Particle Physics, Universiti Malaya, Kuala Lumpur, Malaysia

N. Bin Norjoharuddeen , S.Y. Hoh ⁵⁵, I. Yusuff ⁵⁵, Z. Zolkapli

Universidad de Sonora (UNISON), Hermosillo, Mexico

J.F. Benitez , A. Castaneda Hernandez , H.A. Encinas Acosta, L.G. Gallegos Maríñez,
M. León Coello , J.A. Murillo Quijada , A. Sehrawat , L. Valencia Palomo 

Centro de Investigacion y de Estudios Avanzados del IPN, Mexico City, Mexico

G. Ayala , H. Castilla-Valdez , I. Heredia-De La Cruz ⁵⁶, R. Lopez-Fernandez ,
C.A. Mondragon Herrera, D.A. Perez Navarro , A. Sánchez Hernández 

Universidad Iberoamericana, Mexico City, Mexico

C. Oropeza Barrera , F. Vazquez Valencia 






Benemerita Universidad Autonoma de Puebla, Puebla, Mexico

I. Pedraza , H.A. Salazar Ibarquen , C. Uribe Estrada 


University of Montenegro, Podgorica, Montenegro

I. Bubanja, J. Mijuskovic⁵⁷, N. Raicevic 

National Centre for Physics, Quaid-I-Azam University, Islamabad, Pakistan

A. Ahmad , M.I. Asghar, A. Awais , M.I.M. Awan, M. Gul , H.R. Hoorani , W.A. Khan 





AGH University of Science and Technology Faculty of Computer Science, Electronics and Telecommunications, Krakow, Poland

V. Avati, L. Grzanka , M. Malawski 

National Centre for Nuclear Research, Swierk, Poland

H. Bialkowska , M. Bluj , B. Boimska , M. Górski , M. Kazana , M. Szleper ,
P. Zalewski 

Institute of Experimental Physics, Faculty of Physics, University of Warsaw, Warsaw, Poland

K. Bunkowski , K. Doroba , A. Kalinowski , M. Konecki , J. Krolikowski 

Laboratório de Instrumentação e Física Experimental de Partículas, Lisboa, Portugal



















M. Araujo , P. Bargassa , D. Bastos , A. Boletti , P. Faccioli , M. Gallinaro , J. Hollar ,
N. Leonardo , T. Niknejad , M. Pisano , J. Seixas , J. Varela 

VINCA Institute of Nuclear Sciences, University of Belgrade, Belgrade, Serbia


P. Adzic ⁵⁸, M. Dordevic , P. Milenovic , J. Milosevic 

Centro de Investigaciones Energéticas Medioambientales y Tecnológicas (CIEMAT), Madrid, Spain













M. Aguilar-Benitez, J. Alcaraz Maestre , M. Barrio Luna, Cristina F. Bedoya , M. Cepeda ,
M. Cerrada , N. Colino , B. De La Cruz , A. Delgado Peris , D. Fernández Del Val 

J.P. Fernández Ramos , J. Flix , M.C. Fouz , O. Gonzalez Lopez , S. Goy Lopez ,
 J.M. Hernandez , M.I. Josa , J. León Holgado , D. Moran , C. Perez Dengra ,
 A. Pérez-Calero Yzquierdo , J. Puerta Pelayo , I. Redondo , D.D. Redondo Ferrero ,
 L. Romero, S. Sánchez Navas , J. Sastre , L. Urda Gómez , J. Vazquez Escobar ,
 C. Willmott

















Universidad Autónoma de Madrid, Madrid, Spain

J.F. de Trocóniz 

Universidad de Oviedo, Instituto Universitario de Ciencias y Tecnologías Espaciales de Asturias (ICTEA), Oviedo, Spain

B. Alvarez Gonzalez , J. Cuevas , J. Fernandez Menendez , S. Folgueras ,
 I. Gonzalez Caballero , J.R. González Fernández , E. Palencia Cortezon ,
 C. Ramón Álvarez , V. Rodríguez Bouza , A. Soto Rodríguez , A. Trapote ,
 C. Vico Villalba 

Instituto de Física de Cantabria (IFCA), CSIC-Universidad de Cantabria, Santander, Spain

J.A. Brochero Cifuentes , I.J. Cabrillo , A. Calderon , J. Duarte Campderros ,
 M. Fernandez , C. Fernandez Madrazo , A. García Alonso, G. Gomez , C. Lasasosa García ,
 C. Martinez Rivero , P. Martinez Ruiz del Arbol , F. Matorras , P. Matorras Cuevas ,
 J. Piedra Gomez , C. Prieels, L. Scodellaro , I. Vila , J.M. Vizan Garcia 







University of Colombo, Colombo, Sri Lanka

M.K. Jayananda , B. Kailasapathy ⁵⁹, D.U.J. Sonnadara , D.D.C. Wickramarathna 

University of Ruhuna, Department of Physics, Matara, Sri Lanka

W.G.D. Dharmaratna , K. Liyanage , N. Perera , N. Wickramage 

CERN, European Organization for Nuclear Research, Geneva, Switzerland

D. Abbaneo , E. Auffray , G. Auzinger , J. Baechler, P. Baillon[†], D. Barney ,
 J. Bendavid , A. Bermúdez Martínez , M. Bianco , B. Bilin , A.A. Bin Anuar , A. Bocci ,
 E. Brondolin , C. Caillol , T. Camporesi , G. Cerminara , N. Chernyavskaya ,
 S.S. Chhibra , S. Choudhury, M. Cipriani , D. d'Enterria , A. Dabrowski , A. David ,
 A. De Roeck , M.M. Defranchis , M. Deile , M. Dobson , M. Dünser , N. Dupont,
 F. Fallavollita⁶⁰, A. Florent , L. Forthomme , G. Franzoni , W. Funk , S. Ghosh , S. Giani,
 D. Gigi, K. Gill , F. Glege , L. Gouskos , E. Govorkova , M. Haranko , J. Hegeman ,
 V. Innocente , T. James , P. Janot , J. Kaspar , J. Kieseler , N. Kratochwil ,
 S. Laurila , P. Lecoq , E. Leutgeb , C. Lourenço , B. Maier , L. Malgeri , M. Mannelli ,
 A.C. Marini , F. Meijers , S. Mersi , E. Meschi , F. Moortgat , M. Mulders , S. Orfanelli,
 L. Orsini, F. Pantaleo , E. Perez, M. Peruzzi , A. Petrilli , G. Petrucciani , A. Pfeiffer ,
 M. Pierini , D. Piparo , M. Pitt , H. Qu , T. Quast, D. Rabady , A. Racz,
 G. Reales Gutiérrez, M. Rovere , H. Sakulin , J. Salfeld-Nebgen , S. Scarfi , M. Selvaggi ,
 A. Sharma , P. Silva , P. Sphicas ⁶¹, A.G. Stahl Leiton , S. Summers , K. Tatar ,
 D. Treille , P. Tropea , A. Tsirou, J. Wanczyk ⁶², K.A. Wozniak , W.D. Zeuner
























Paul Scherrer Institut, Villigen, Switzerland

L. Caminada ⁶³, A. Ebrahimi , W. Erdmann , R. Horisberger , Q. Ingram ,
H.C. Kaestli , D. Kotlinski , C. Lange , M. Missiroli ⁶³, L. Noehle ⁶³, T. Rohe 


ETH Zurich — Institute for Particle Physics and Astrophysics (IPA), Zurich, Switzerland

T.K. Aarrestad , K. Androsov ⁶², M. Backhaus , A. Calandri , K. Datta , A. De Cosa ,
G. Dissertori , M. Dittmar, M. Donegà , F. Eble , M. Galli , K. Gedia , F. Glessgen ,
T.A. Gómez Espinosa , C. Grab , D. Hits , W. Lustermann , A.-M. Lyon ,
R.A. Manzoni , L. Marchese , C. Martin Perez , A. Mascellani ⁶², F. Nessi-Tedaldi ,
J. Niedziela , F. Pauss , V. Perovic , S. Pigazzini , M.G. Ratti , M. Reichmann ,
C. Reissel , T. Reitenspiess , B. Ristic , F. Riti , D. Ruini, D.A. Sanz Becerra ,
R. Seidita , J. Steggemann ⁶², D. Valsecchi , R. Wallny 











Universität Zürich, Zurich, Switzerland

C. Amsler ⁶⁴, P. Bäertschi , C. Botta , D. Brzhechko, M.F. Canelli , K. Cormier ,
A. De Wit , R. Del Burgo, J.K. Heikkilä , M. Huwiler , W. Jin , A. Jofrehei ,
B. Kilminster , S. Leontsinis , S.P. Liechi , A. Macchiolo , P. Meiring , V.M. Mikuni ,
U. Molinatti , I. Neutelings , A. Reimers , P. Robmann, S. Sanchez Cruz , K. Schweiger ,
M. Senger , Y. Takahashi 

National Central University, Chung-Li, Taiwan

C. Adloff⁶⁵, C.M. Kuo, W. Lin, P.K. Rout , P.C. Tiwari ³⁹, S.S. Yu 



National Taiwan University (NTU), Taipei, Taiwan

L. Ceard, Y. Chao , K.F. Chen , P.s. Chen, H. Cheng , W.-S. Hou , R. Khurana, G. Kole ,
Y.y. Li , R.-S. Lu , E. Paganis , A. Psallidas, A. Steen , H.y. Wu, E. Yazgan 

Chulalongkorn University, Faculty of Science, Department of Physics, Bangkok, Thailand

C. Asawatangtrakuldee , N. Srimanobhas , V. Wachirapusanand 

Çukurova University, Physics Department, Science and Art Faculty, Adana, Turkey
















































D. Agyel , F. Boran , Z.S. Demiroglu , F. Dolek , I. Dumanoglu ⁶⁶, E. Eskut ,
Y. Guler ⁶⁷, E. Gurpinar Guler ⁶⁷, C. Isik , O. Kara, A. Kayis Topaksu , U. Kiminsu ,
G. Onengut , K. Ozdemir ⁶⁸, A. Polatoz , A.E. Simsek , B. Tali ⁶⁹, U.G. Tok ,
S. Turkcapar , E. Uslan , I.S. Zorbakir 

Middle East Technical University, Physics Department, Ankara, Turkey

G. Karapinar⁷⁰, K. Ocalan ⁷¹, M. Yalvac ⁷²

Bogazici University, Istanbul, Turkey

B. Akgun , I.O. Atakisi , E. Gülmez , M. Kaya ⁷³, O. Kaya ⁷⁴, S. Tekten ⁷⁵

Istanbul Technical University, Istanbul, TurkeyA. Cakir , K. Cankocak ⁶⁶, Y. Komurcu , S. Sen ⁷⁶**Istanbul University, Istanbul, Turkey**O. Aydilek , S. Cerci ⁶⁹, B. Hacisahinoglu , I. Hos ⁷⁷, B. Isildak ⁷⁸, B. Kaynak ,
S. Ozkorucuklu , C. Simsek , D. Sunar Cerci ⁶⁹**Institute for Scintillation Materials of National Academy of Science of Ukraine, Kharkiv, Ukraine**B. Grynyov **National Science Centre, Kharkiv Institute of Physics and Technology, Kharkiv, Ukraine**L. Levchuk **University of Bristol, Bristol, United Kingdom**D. Anthony , J.J. Brooke , A. Bundock , E. Clement , D. Cussans , H. Flacher ,
M. Glowacki, J. Goldstein , H.F. Heath , L. Kreczko , B. Krikler , S. Paramesvaran ,
S. Seif El Nasr-Storey, V.J. Smith , N. Stylianou ⁷⁹, K. Walkingshaw Pass, R. White **Rutherford Appleton Laboratory, Didcot, United Kingdom**A.H. Ball, K.W. Bell , A. Belyaev ⁸⁰, C. Brew , R.M. Brown , D.J.A. Cockerill ,
C. Cooke , K.V. Ellis, K. Harder , S. Harper , M.-L. Holmberg ⁸¹, Sh. Jain , J. Linacre ,
K. Manolopoulos, D.M. Newbold , E. Olaiya, D. Petyt , T. Reis , G. Salvi , T. Schuh,
C.H. Shepherd-Themistocleous , I.R. Tomalin, T. Williams **Imperial College, London, United Kingdom**R. Bainbridge , P. Bloch , S. Bonomally, J. Borg , C.E. Brown , O. Buchmuller, V. Cacchio,
C.A. Carrillo Montoya , V. Cepaitis , G.S. Chahal ⁸², D. Colling , J.S. Dancu,
P. Dauncey , G. Davies , J. Davies, M. Della Negra , S. Fayer, G. Fedi , G. Hall ,
M.H. Hassanshahi , A. Howard, G. Iles , J. Langford , L. Lyons , A.-M. Magnan ,
S. Malik, A. Martelli , M. Mieskolainen , D.G. Monk , J. Nash ⁸³, M. Pesaresi,
B.C. Radburn-Smith , D.M. Raymond, A. Richards, A. Rose , E. Scott , C. Seez ,
R. Shukla , A. Tapper , K. Uchida , G.P. Uttley , L.H. Vage, T. Virdee ²⁷, M. Vojinovic ,
N. Wardle , S.N. Webb , D. Winterbottom**Brunel University, Uxbridge, United Kingdom**K. Coldham, J.E. Cole , A. Khan, P. Kyberd , I.D. Reid **Baylor University, Waco, Texas, U.S.A.**S. Abdullin , A. Brinkerhoff , B. Caraway , J. Dittmann , K. Hatakeyama ,
A.R. Kanuganti , B. McMaster , M. Saunders , S. Sawant , C. Sutantawibul , M. Toms ,
J. Wilson 

















Catholic University of America, Washington, DC, U.S.A.

R. Bartek , A. Dominguez , C. Huerta Escamilla, R. Uniyal , A.M. Vargas Hernandez 


















The University of Alabama, Tuscaloosa, Alabama, U.S.A.

R. Chudasama , S.I. Cooper , D. Di Croce , S.V. Gleyzer , C. Henderson , C.U. Perez ,
P. Rumerio ^{S4}, C. West 



















Boston University, Boston, Massachusetts, U.S.A.

A. Akpinar , A. Albert , D. Arcaro , C. Cosby , Z. Demiragli , C. Erice , E. Fontanesi ,
D. Gastler , S. May , J. Rohlf , K. Salyer , D. Sperka , D. Spitzbart , I. Suarez ,
A. Tsatsos , S. Yuan 













Brown University, Providence, Rhode Island, U.S.A.

G. Benelli , X. Coubez²², D. Cutts , M. Hadley , U. Heintz , J.M. Hogan ^{S5}, T. Kwon ,
G. Landsberg , K.T. Lau , D. Li , J. Luo , M. Narain , N. Pervan , S. Sagir ^{S6},
F. Simpson , E. Usai , W.Y. Wong, X. Yan , D. Yu , W. Zhang

University of California, Davis, Davis, California, U.S.A.

S. Abbott , J. Bonilla , C. Brainerd , R. Breedon , M. Calderon De La Barca Sanchez ,
M. Chertok , J. Conway , P.T. Cox , R. Erbacher , G. Haza , F. Jensen , O. Kukral ,
G. Mocellin , M. Mulhearn , D. Pellett , B. Regnery , Y. Yao , F. Zhang 






















University of California, Los Angeles, California, U.S.A.

M. Bachtis , R. Cousins , A. Datta , J. Hauser , M. Ignatenko , M.A. Iqbal , T. Lam ,
E. Manca , W.A. Nash , D. Saltzberg , B. Stone , V. Valuev 



















University of California, Riverside, Riverside, California, U.S.A.

R. Clare , J.W. Gary , M. Gordon, G. Hanson , O.R. Long , N. Manganelli , W. Si ,
S. Wimpenny 












University of California, San Diego, La Jolla, California, U.S.A.

J.G. Branson, S. Cittolin, S. Cooperstein , D. Diaz , J. Duarte , R. Gerosa , L. Giannini ,
J. Guiang , R. Kansal , V. Krutelyov , R. Lee , J. Letts , M. Masciovecchio ,
F. Mokhtar , M. Pieri , M. Quinnan , B.V. Sathia Narayanan , V. Sharma , M. Tadel ,
E. Vourliotis , F. Würthwein , Y. Xiang , A. Yagil 

University of California, Santa Barbara — Department of Physics, Santa Barbara, California, U.S.A.

N. Amin, C. Campagnari , M. Citron , G. Collura , A. Dorsett , J. Incandela ,
M. Kilpatrick , J. Kim , A.J. Li , P. Masterson , H. Mei , M. Oshiro , J. Richman ,
U. Sarica , R. Schmitz , F. Setti , J. Sheplock , P. Siddireddy, D. Stuart , S. Wang 













California Institute of Technology, Pasadena, California, U.S.A.

A. Bornheim , O. Cerri, I. Dutta , A. Latorre, J.M. Lawhorn , J. Mao , H.B. Newman ,
T. Q. Nguyen , M. Spiropulu , J.R. Vlimant , C. Wang , S. Xie , R.Y. Zhu 












Carnegie Mellon University, Pittsburgh, Pennsylvania, U.S.A.

J. Alison , S. An , M.B. Andrews , P. Bryant , V. Dutta , T. Ferguson , A. Harilal ,
C. Liu , T. Mudholkar , S. Murthy , M. Paulini , A. Roberts , A. Sanchez , W. Terrill 






































































University of Colorado Boulder, Boulder, Colorado, U.S.A.

J.P. Cumalat , W.T. Ford , A. Hassani , G. Karathanasis , E. MacDonald, F. Marini ,
A. Perloff , C. Savard , N. Schonbeck , K. Stenson , K.A. Ulmer , S.R. Wagner ,
N. Zipper 





















Cornell University, Ithaca, New York, U.S.A.

J. Alexander , S. Bright-Thonney , X. Chen , D.J. Cranshaw , J. Fan , X. Fan ,
D. Gadkari , S. Hogan , J. Monroy , J.R. Patterson , J. Reichert , M. Reid , A. Ryd ,
J. Thom , P. Wittich , R. Zou 











Fermi National Accelerator Laboratory, Batavia, Illinois, U.S.A.

M. Albrow , M. Alyari , G. Apollinari , A. Apresyan , L.A.T. Bauerdick , D. Berry ,
J. Berryhill , P.C. Bhat , K. Burkett , J.N. Butler , A. Canepa , G.B. Cerati ,
H.W.K. Cheung , F. Chlebana , K.F. Di Petrillo , J. Dickinson , V.D. Elvira , Y. Feng ,
J. Freeman , A. Gandrakota , Z. Gece , L. Gray , D. Green, S. Grünendahl ,
D. Guerrero , O. Gutsche , R.M. Harris , R. Heller , T.C. Herwig , J. Hirschauer ,
L. Horyn , B. Jayatilaka , S. Jindariani , M. Johnson , U. Joshi , T. Klijnsma ,
B. Klima , K.H.M. Kwok , S. Lammel , D. Lincoln , R. Lipton , T. Liu , C. Madrid ,
K. Maeshima , C. Mantilla , D. Mason , P. McBride , P. Merkel , S. Mrenna , S. Nahn ,
J. Ngadiuba , D. Noonan , S. Norberg, V. Papadimitriou , N. Pastika , K. Pedro ,
C. Pena ⁸⁷, F. Ravera , A. Reinsvold Hall ⁸⁸, L. Ristori , E. Sexton-Kennedy , N. Smith ,
A. Soha , L. Spiegel , J. Strait , L. Taylor , S. Tkaczyk , N.V. Tran , L. Uplegger ,
E.W. Vaandering , I. Zoi 

University of Florida, Gainesville, Florida, U.S.A.

P. Avery , D. Bourilkov , L. Cadamuro , P. Chang , V. Cherepanov , R.D. Field,
E. Koenig , M. Kolosova , J. Konigsberg , A. Korytov , E. Kuznetsova ⁸⁹, K.H. Lo,
K. Matchev , N. Menendez , G. Mitselmakher , A. Muthirakalayil Madhu , N. Rawal ,
D. Rosenzweig , S. Rosenzweig , K. Shi , J. Wang , Z. Wu 


















Florida State University, Tallahassee, Florida, U.S.A.

T. Adams , A. Askew , N. Bower , R. Habibullah , V. Hagopian , T. Kolberg ,
G. Martinez, H. Prosper , O. Viazlo , M. Wulansatiti , R. Yohay , J. Zhang












Florida Institute of Technology, Melbourne, Florida, U.S.A.

M.M. Baarmand , S. Butalla , T. Elkafrawy ⁵², M. Hohlmann , R. Kumar Verma ,
M. Rahmani, F. Yumiceva 

University of Illinois at Chicago (UIC), Chicago, Illinois, U.S.A.

M.R. Adams , R. Cavanaugh , S. Dittmer , O. Evdokimov , C.E. Gerber , D.J. Hofman ,
D. S. Lemos , A.H. Merrit , C. Mills , G. Oh , T. Roy , S. Rudrabhatla , M.B. Tonjes ,
N. Varelas , X. Wang , Z. Ye , J. Yoo 






















The University of Iowa, Iowa City, Iowa, U.S.A.

M. Alhusseini , K. Dilsiz ⁹⁰, L. Emediato , G. Karaman , O.K. Köseyan , J.-P. Merlo, A. Mestvirishvili ⁹¹, J. Nachtman , O. Neogi, H. Ogul ⁹², Y. Onel , A. Penzo , C. Snyder, E. Tiras ⁹³

Johns Hopkins University, Baltimore, Maryland, U.S.A.

O. Amram , B. Blumenfeld , L. Corcodilos , J. Davis , A.V. Gritsan , S. Kyriacou , P. Maksimovic , J. Roskes , S. Sekhar , M. Swartz , T.Á. Vámi 

The University of Kansas, Lawrence, Kansas, U.S.A.

A. Abreu , L.F. Alcerro Alcerro , J. Anguiano , P. Baringer , A. Bean , Z. Flowers , J. King , G. Krintiras , M. Lazarovits , C. Le Mahieu , C. Lindsey, J. Marquez , N. Minafra , M. Murray , M. Nickel , C. Rogan , C. Royon , R. Salvatico , S. Sanders , C. Smith , Q. Wang , G. Wilson 


















Kansas State University, Manhattan, Kansas, U.S.A.

B. Allmond , S. Duric, A. Ivanov , K. Kaadze , A. Kalogeropoulos , D. Kim, Y. Maravin , T. Mitchell, A. Modak, K. Nam, D. Roy 























Lawrence Livermore National Laboratory, Livermore, California, U.S.A.

F. Rebassoo , D. Wright 















University of Maryland, College Park, Maryland, U.S.A.

E. Adams , A. Baden , O. Baron, A. Belloni , A. Bethani , S.C. Eno , N.J. Hadley , S. Jabeen , R.G. Kellogg , T. Koeth , Y. Lai , S. Lascio , A.C. Mignerey , S. Nabili , C. Palmer , C. Papageorgakis , L. Wang , K. Wong 

Massachusetts Institute of Technology, Cambridge, Massachusetts, U.S.A.

W. Busza , I.A. Cali , Y. Chen , M. D'Alfonso , J. Eysermans , C. Freer , G. Gomez-Ceballos , M. Goncharov, P. Harris, M. Hu , D. Kovalskyi , J. Krupa , Y.-J. Lee , K. Long , C. Mironov , C. Paus , D. Rankin , C. Roland , G. Roland , Z. Shi , G.S.F. Stephans , J. Wang, Z. Wang , B. Wyslouch , T. J. Yang 














University of Minnesota, Minneapolis, Minnesota, U.S.A.

R.M. Chatterjee, B. Crossman , J. Hiltbrand , B.M. Joshi , C. Kapsiak , M. Krohn , Y. Kubota , D. Mahon , J. Mans , M. Revering , R. Rusack , R. Saradhy , N. Schroeder , N. Strobbe , M.A. Wadud 












University of Mississippi, Oxford, Mississippi, U.S.A.

L.M. Cremaldi 




















University of Nebraska-Lincoln, Lincoln, Nebraska, U.S.A.

K. Bloom , M. Bryson, D.R. Claes , C. Fangmeier , L. Finco , F. Golf , C. Joo , R. Kamalieddin, I. Kravchenko , I. Reed , J.E. Siado , G.R. Snow[†], W. Tabb , A. Wightman , F. Yan , A.G. Zecchinelli 






State University of New York at Buffalo, Buffalo, New York, U.S.A.

G. Agarwal , H. Bandyopadhyay , L. Hay , I. Iashvili , A. Kharchilava , C. McLean ,
M. Morris , D. Nguyen , J. Pekkanen , S. Rappoccio , A. Williams 



























Northeastern University, Boston, Massachusetts, U.S.A.

G. Alverson , E. Barberis , Y. Haddad , Y. Han , A. Krishna , J. Li , J. Lidrych ,
G. Madigan , B. Marzocchi , D.M. Morse , V. Nguyen , T. Orimoto , A. Parker ,
L. Skinnari , A. Tishelman-Charny , T. Wamorkar , B. Wang , A. Wisecarver , D. Wood 











Northwestern University, Evanston, Illinois, U.S.A.

S. Bhattacharya , J. Bueghly , Z. Chen , A. Gilbert , K.A. Hahn , Y. Liu , N. Odell ,
M.H. Schmitt , M. Velasco 


















University of Notre Dame, Notre Dame, Indiana, U.S.A.

R. Band , R. Bucci , M. Cremonesi , A. Das , R. Goldouzian , M. Hildreth ,
K. Hurtado Anampa , C. Jessop , K. Lannon , J. Lawrence , N. Loukas , L. Lutton ,
J. Mariano , N. Marinelli , I. Mcalister , T. McCauley , C. Mcgrady , K. Mohrman ,
C. Moore , Y. Musienko ¹², R. Ruchti , A. Townsend , M. Wayne , H. Yockey ,
M. Zarucki , L. Zygala 

The Ohio State University, Columbus, Ohio, U.S.A.

B. Bylsma , M. Carrigan , L.S. Durkin , C. Hill , M. Joyce , A. Lesauvage ,
M. Nunez Ornelas , K. Wei , B.L. Winer , B. R. Yates 






















Princeton University, Princeton, New Jersey, U.S.A.

F.M. Addesa , P. Das , G. Dezoort , P. Elmer , A. Frankenthal , B. Greenberg ,
N. Haubrich , S. Higginbotham , G. Kopp , S. Kwan , D. Lange , A. Loeliger ,
D. Marlow , I. Ojalvo , J. Olsen , D. Stickland , C. Tully 

University of Puerto Rico, Mayaguez, Puerto Rico, U.S.A.

S. Malik 


















Purdue University, West Lafayette, Indiana, U.S.A.

A.S. Bakshi , V.E. Barnes , R. Chawla , S. Das , L. Gutay , M. Jones , A.W. Jung ,
D. Kondratyev , A.M. Koshy , M. Liu , G. Negro , N. Neumeister , G. Paspalaki ,
S. Piperov , A. Purohit , J.F. Schulte , M. Stojanovic , J. Thieman , F. Wang ,
R. Xiao , W. Xie 

Purdue University Northwest, Hammond, Indiana, U.S.A.

J. Dolen , N. Parashar 

Rice University, Houston, Texas, U.S.A.

D. Acosta , A. Baty , T. Carnahan , S. Dildick , K.M. Ecklund ,
P.J. Fernández Manteca , S. Freed , P. Gardner , F.J.M. Geurts , A. Kumar , W. Li ,
B.P. Padley , R. Redjimi , J. Rotter , S. Yang , E. Yigitbasi , Y. Zhang 

















University of Rochester, Rochester, New York, U.S.A.

A. Bodek , P. de Barbaro , R. Demina , J.L. Dulemba , C. Fallon, A. Garcia-Bellido ,
O. Hindrichs , A. Khukhunaishvili , P. Parygin , E. Popova , R. Taus , G.P. Van Onsem 

The Rockefeller University, New York, New York, U.S.A.

K. Goulianos 














Rutgers, The State University of New Jersey, Piscataway, New Jersey, U.S.A.

B. Chiarito, J.P. Chou , Y. Gershtein , E. Halkiadakis , A. Hart , M. Heindl ,
D. Jaroslawski , O. Karacheban ²⁵, I. Laflotte , A. Lath , R. Montalvo, K. Nash,
M. Osherson , H. Routray , S. Salur , S. Schnetzer, S. Somalwar , R. Stone ,
S.A. Thayil , S. Thomas, H. Wang 










University of Tennessee, Knoxville, Tennessee, U.S.A.

H. Acharya, A.G. Delannoy , S. Fiorendi , T. Holmes , E. Nibigira , S. Spanier 

Texas A&M University, College Station, Texas, U.S.A.

O. Bouhali ⁹⁴, M. Dalchenko , A. Delgado , R. Eusebi , J. Gilmore , T. Huang ,
T. Kamon ⁹⁵, H. Kim , S. Luo , S. Malhotra, R. Mueller , D. Overton , D. Rathjens ,
A. Safonov 










Texas Tech University, Lubbock, Texas, U.S.A.

N. Akchurin , J. Damgov , V. Hegde , K. Lamichhane , S.W. Lee , T. Mengke,
S. Muthumuni , T. Peltola , I. Volobouev , A. Whitbeck 

Vanderbilt University, Nashville, Tennessee, U.S.A.

E. Appelt , S. Greene, A. Gurrola , W. Johns , A. Melo , F. Romeo , P. Sheldon ,
S. Tuo , J. Velkovska , J. Viinikainen 






















University of Virginia, Charlottesville, Virginia, U.S.A.

B. Cardwell , B. Cox , G. Cummings , J. Hakala , R. Hirosky , A. Ledovskoy , A. Li ,
C. Neu , C.E. Perez Lara 

Wayne State University, Detroit, Michigan, U.S.A.

P.E. Karchin 

University of Wisconsin — Madison, Madison, Wisconsin, U.S.A.

A. Aravind, S. Banerjee , K. Black , T. Bose , S. Dasu , I. De Bruyn , P. Everaerts ,
C. Galloni, H. He , M. Herndon , A. Herve , C.K. Koraka , A. Lanaro, R. Loveless ,
J. Madhusudanan Sreekala , A. Mallampalli , A. Mohammadi , S. Mondal, G. Parida ,
D. Pinna, A. Savin, V. Shang , V. Sharma , W.H. Smith , D. Teague, H.F. Tsoi ,
W. Vetens , A. Warden 

Authors affiliated with an institute or an international laboratory covered by a cooperation agreement with CERN

S. Afanasiev , V. Andreev , Yu. Andreev , T. Aushev , M. Azarkin , A. Babaev ,
A. Belyaev , V. Blinov⁹⁶, E. Boos , V. Borshch , D. Budkouski , V. Bunichev ,
M. Chadeeva ⁹⁶, V. Chekhovsky, M. Danilov ⁹⁶, A. Dermenev , T. Dimova ⁹⁶, I. Dremin ,
M. Dubinin ⁸⁷, L. Dudko , V. Epshteyn , G. Gavrilov , V. Gavrilov , S. Gninenko ,
V. Golovtcov , N. Golubev , I. Golutvin , I. Gorbunov , A. Gribushin , Y. Ivanov ,
V. Kachanov , L. Kardapoltsev ⁹⁶, V. Karjavine , A. Karneyeu , V. Kim ⁹⁶,
M. Kirakosyan, D. Kirpichnikov , M. Kirsanov , V. Klyukhin , O. Kodolova ⁹⁷,
D. Konstantinov , V. Korenkov , A. Kozyrev ⁹⁶, N. Krasnikov , A. Lanev ,
P. Levchenko , A. Litomin, N. Lychkovskaya , V. Makarenko , A. Malakhov ,
V. Matveev ⁹⁶, V. Murzin , A. Nikitenko ^{98,97}, S. Obraztsov , A. Oskin, I. Ovtin ⁹⁶,
V. Palichik , V. Perelygin , M. Perfilov, S. Petrushanko , V. Popov, O. Radchenko ⁹⁶,
V. Rusinov, M. Savina , V. Savrin , V. Shalaev , S. Shmatov , S. Shulha , Y. Skovpen ⁹⁶,
S. Slabospitskii , V. Smirnov , D. Sosnov , V. Sulimov , E. Tcherniaev , A. Terkulov ,
O. Teryaev , I. Tlisova , A. Toropin , L. Uvarov , A. Uzunian , A. Vorobyev[†],
N. Voytishin , B.S. Yuldashev⁹⁹, A. Zarubin , I. Zhizhin , A. Zhokin 

[†] Deceased

¹ Also at Yerevan State University, Yerevan, Armenia

² Also at TU Wien, Vienna, Austria

³ Also at Institute of Basic and Applied Sciences, Faculty of Engineering, Arab Academy for Science, Technology and Maritime Transport, Alexandria, Egypt

⁴ Also at Université Libre de Bruxelles, Bruxelles, Belgium

⁵ Also at Universidade Estadual de Campinas, Campinas, Brazil

⁶ Also at Federal University of Rio Grande do Sul, Porto Alegre, Brazil

⁷ Also at UFMS, Nova Andradina, Brazil

⁸ Also at University of Chinese Academy of Sciences, Beijing, China

⁹ Also at Nanjing Normal University Department of Physics, Nanjing, China

¹⁰ Now at The University of Iowa, Iowa City, Iowa, U.S.A.

¹¹ Also at University of Chinese Academy of Sciences, Beijing, China

¹² Also at an institute or an international laboratory covered by a cooperation agreement with CERN

¹³ Now at British University in Egypt, Cairo, Egypt

¹⁴ Now at Cairo University, Cairo, Egypt

¹⁵ Also at Purdue University, West Lafayette, Indiana, U.S.A.

¹⁶ Also at Université de Haute Alsace, Mulhouse, France

¹⁷ Also at Department of Physics, Tsinghua University, Beijing, China

¹⁸ Also at Tbilisi State University, Tbilisi, Georgia

¹⁹ Also at The University of the State of Amazonas, Manaus, Brazil

²⁰ Also at Erzincan Binali Yildirim University, Erzincan, Turkey

²¹ Also at University of Hamburg, Hamburg, Germany

²² Also at RWTH Aachen University, III. Physikalisches Institut A, Aachen, Germany

²³ Also at Isfahan University of Technology, Isfahan, Iran

²⁴ Also at Bergische University Wuppertal (BUW), Wuppertal, Germany

²⁵ Also at Brandenburg University of Technology, Cottbus, Germany

²⁶ Also at Forschungszentrum Jülich, Jülich, Germany

²⁷ Also at CERN, European Organization for Nuclear Research, Geneva, Switzerland

²⁸ Also at Physics Department, Faculty of Science, Assiut University, Assiut, Egypt

²⁹ Also at Karoly Robert Campus, MATE Institute of Technology, Gyongyos, Hungary

- ³⁰ Also at *Wigner Research Centre for Physics, Budapest, Hungary*
- ³¹ Also at *Institute of Physics, University of Debrecen, Debrecen, Hungary*
- ³² Also at *Institute of Nuclear Research ATOMKI, Debrecen, Hungary*
- ³³ Now at *Universitatea Babeş-Bolyai — Facultatea de Fizica, Cluj-Napoca, Romania*
- ³⁴ Also at *Faculty of Informatics, University of Debrecen, Debrecen, Hungary*
- ³⁵ Also at *Punjab Agricultural University, Ludhiana, India*
- ³⁶ Also at *UPES — University of Petroleum and Energy Studies, Dehradun, India*
- ³⁷ Also at *University of Visva-Bharati, Santiniketan, India*
- ³⁸ Also at *University of Hyderabad, Hyderabad, India*
- ³⁹ Also at *Indian Institute of Science (IISc), Bangalore, India*
- ⁴⁰ Also at *Indian Institute of Technology (IIT), Mumbai, India*
- ⁴¹ Also at *IIT Bhubaneswar, Bhubaneswar, India*
- ⁴² Also at *Institute of Physics, Bhubaneswar, India*
- ⁴³ Also at *Deutsches Elektronen-Synchrotron, Hamburg, Germany*
- ⁴⁴ Also at *Sharif University of Technology, Tehran, Iran*
- ⁴⁵ Also at *Department of Physics, University of Science and Technology of Mazandaran, Behshahr, Iran*
- ⁴⁶ Also at *Helwan University, Cairo, Egypt*
- ⁴⁷ Also at *Italian National Agency for New Technologies, Energy and Sustainable Economic Development, Bologna, Italy*
- ⁴⁸ Also at *Centro Siciliano di Fisica Nucleare e di Struttura Della Materia, Catania, Italy*
- ⁴⁹ Also at *Università degli Studi Guglielmo Marconi, Roma, Italy*
- ⁵⁰ Also at *Scuola Superiore Meridionale, Università di Napoli ‘Federico II’, Napoli, Italy*
- ⁵¹ Also at *Università di Napoli ‘Federico II’, Napoli, Italy*
- ⁵² Also at *Ain Shams University, Cairo, Egypt*
- ⁵³ Also at *Consiglio Nazionale delle Ricerche — Istituto Officina dei Materiali, Perugia, Italy*
- ⁵⁴ Also at *Riga Technical University, Riga, Latvia*
- ⁵⁵ Also at *Department of Applied Physics, Faculty of Science and Technology, Universiti Kebangsaan Malaysia, Bangi, Malaysia*
- ⁵⁶ Also at *Consejo Nacional de Ciencia y Tecnología, Mexico City, Mexico*
- ⁵⁷ Also at *IRFU, CEA, Université Paris-Saclay, Gif-sur-Yvette, France*
- ⁵⁸ Also at *Faculty of Physics, University of Belgrade, Belgrade, Serbia*
- ⁵⁹ Also at *Trincomalee Campus, Eastern University, Sri Lanka, Nilaveli, Sri Lanka*
- ⁶⁰ Also at *INFN Sezione di Pavia, Università di Pavia, Pavia, Italy*
- ⁶¹ Also at *National and Kapodistrian University of Athens, Athens, Greece*
- ⁶² Also at *Ecole Polytechnique Fédérale Lausanne, Lausanne, Switzerland*
- ⁶³ Also at *Universität Zürich, Zurich, Switzerland*
- ⁶⁴ Also at *Stefan Meyer Institute for Subatomic Physics, Vienna, Austria*
- ⁶⁵ Also at *Laboratoire d’Annecy-le-Vieux de Physique des Particules, IN2P3-CNRS, Annecy-le-Vieux, France*
- ⁶⁶ Also at *Near East University, Research Center of Experimental Health Science, Mersin, Turkey*
- ⁶⁷ Also at *Konya Technical University, Konya, Turkey*
- ⁶⁸ Also at *Izmir Bakircay University, Izmir, Turkey*
- ⁶⁹ Also at *Adiyaman University, Adiyaman, Turkey*
- ⁷⁰ Also at *Istanbul Gedik University, Istanbul, Turkey*
- ⁷¹ Also at *Necmettin Erbakan University, Konya, Turkey*
- ⁷² Also at *Bozok Universitetesi Rektörlüğü, Yozgat, Turkey*
- ⁷³ Also at *Marmara University, Istanbul, Turkey*
- ⁷⁴ Also at *Milli Savunma University, Istanbul, Turkey*
- ⁷⁵ Also at *Kafkas University, Kars, Turkey*
- ⁷⁶ Also at *Hacettepe University, Ankara, Turkey*
- ⁷⁷ Also at *Istanbul University — Cerrahpasa, Faculty of Engineering, Istanbul, Turkey*
- ⁷⁸ Also at *Yildiz Technical University, Istanbul, Turkey*

- ⁷⁹ Also at *Vrije Universiteit Brussel, Brussel, Belgium*
- ⁸⁰ Also at *School of Physics and Astronomy, University of Southampton, Southampton, United Kingdom*
- ⁸¹ Also at *University of Bristol, Bristol, United Kingdom*
- ⁸² Also at *IPPP Durham University, Durham, United Kingdom*
- ⁸³ Also at *Monash University, Faculty of Science, Clayton, Australia*
- ⁸⁴ Also at *Università di Torino, Torino, Italy*
- ⁸⁵ Also at *Bethel University, St. Paul, Minnesota, U.S.A.*
- ⁸⁶ Also at *Karamanoğlu Mehmetbey University, Karaman, Turkey*
- ⁸⁷ Also at *California Institute of Technology, Pasadena, California, U.S.A.*
- ⁸⁸ Also at *United States Naval Academy, Annapolis, Maryland, U.S.A.*
- ⁸⁹ Also at *University of Florida, Gainesville, Florida, U.S.A.*
- ⁹⁰ Also at *Bingol University, Bingol, Turkey*
- ⁹¹ Also at *Georgian Technical University, Tbilisi, Georgia*
- ⁹² Also at *Sinop University, Sinop, Turkey*
- ⁹³ Also at *Erciyes University, Kayseri, Turkey*
- ⁹⁴ Also at *Texas A&M University at Qatar, Doha, Qatar*
- ⁹⁵ Also at *Kyungpook National University, Daegu, Korea*
- ⁹⁶ Also at *another institute or international laboratory covered by a cooperation agreement with CERN*
- ⁹⁷ Also at *Yerevan Physics Institute, Yerevan, Armenia*
- ⁹⁸ Also at *Imperial College, London, United Kingdom*
- ⁹⁹ Also at *Institute of Nuclear Physics of the Uzbekistan Academy of Sciences, Tashkent, Uzbekistan*