

MIT Open Access Articles

Higher-order moments of the elliptic flow distribution in PbPb collisions at $\sqrt{s_{\text{NN}}} = 5.02 \text{ TeV}$

The MIT Faculty has made this article openly available. **Please share** how this access benefits you. Your story matters.

Citation: The CMS collaboration., Tumasyan, A., Adam, W. et al. Higher-order moments of the elliptic flow distribution in PbPb collisions at $\sqrt{s_{\text{NN}}} = 5.02 \text{ TeV}$. J. High Energ. Phys. 2024, 106 (2024).

As Published: 10.1007/jhep02(2024)106

Publisher: Springer Science and Business Media LLC

Persistent URL: <https://hdl.handle.net/1721.1/153577>

Version: Final published version: final published article, as it appeared in a journal, conference proceedings, or other formally published context

Terms of use: Creative Commons Attribution



Higher-order moments of the elliptic flow distribution in PbPb collisions at $\sqrt{s_{\text{NN}}} = 5.02$ TeV



The CMS collaboration

E-mail: cms-publication-committee-chair@cern.ch

ABSTRACT: The hydrodynamic flow-like behavior of charged hadrons in high-energy lead-lead collisions is studied through multiparticle correlations. The elliptic anisotropy values based on different orders of multiparticle cumulants, $v_2\{2k\}$, are measured up to the tenth order ($k = 5$) as functions of the collision centrality at a nucleon-nucleon center-of-mass energy of $\sqrt{s_{\text{NN}}} = 5.02$ TeV. The data were recorded by the CMS experiment at the LHC and correspond to an integrated luminosity of 0.607 nb^{-1} . A hierarchy is observed between the coefficients, with $v_2\{2\} > v_2\{4\} \gtrsim v_2\{6\} \gtrsim v_2\{8\} \gtrsim v_2\{10\}$. Based on these results, centrality-dependent moments for the fluctuation-driven event-by-event v_2 distribution are determined, including the skewness, kurtosis and, for the first time, superskewness. Assuming a hydrodynamic expansion of the produced medium, these moments directly probe the initial-state geometry in high-energy nucleus-nucleus collisions.

KEYWORDS: Event-by-Event fluctuation, Harmonic Flow, Heavy Ion Experiments, Relativistic Heavy Ion Physics

ARXIV EPRINT: [2311.11370](https://arxiv.org/abs/2311.11370)

Contents

1	Introduction	1
2	Analysis procedure	4
3	Hydrodynamic probes	5
4	The standardized and corrected moments	7
5	CMS detector, event selection, and systematic uncertainties	9
6	Results	10
7	Summary	15
A	Analytic calculation of $v_n\{10\}$ statistical uncertainty	17
B	Central moment expansions of $v_2\{2k\}^2$, $v_2\{2k\}^3$, $v_2\{2k\}^4$, and $v_2\{2k\}^5$	17
C	Expanding the h_1 hydrodynamic probe to include terms up to the fifth central moment	19
D	Validity of the conditions given by eq. (4.7)	20
	The CMS collaboration	24

1 Introduction

In high-energy nucleus-nucleus collisions, a hot and dense state of strongly interacting quarks and gluons is created, the so-called quark-gluon plasma (QGP). Clear evidence for this state was obtained at the BNL RHIC [1–4]. Experiments at the CERN LHC, performed with nucleus-nucleus collisions at nucleon-nucleon center-of-mass energies up to more than twenty times greater than available for the RHIC studies, confirmed the main RHIC results with much larger event samples and kinematic ranges. Unexpectedly, a similar behavior has been observed in smaller systems formed in high-multiplicity proton-proton and proton-nucleus collisions [5, 6]. One important feature of the QGP is its apparent collective hydrodynamic expansion. The initial spatial geometry of the overlap region of the colliding nuclei results in anisotropic pressure gradients that, in turn, are reflected in the azimuthal angle distribution of outgoing particles. This anisotropy has been used to perform detailed studies of the QGP formed at the LHC [7–19]. Fluctuations in nuclear densities that appear due to the fluctuations in the position of nucleons within the incident nuclei also have a significant influence on the QGP expansion [8, 12, 20–22]. The effect of these geometry fluctuations on the observed particle anisotropy can give insight into the early-stage dynamics of the collisions [23–25].

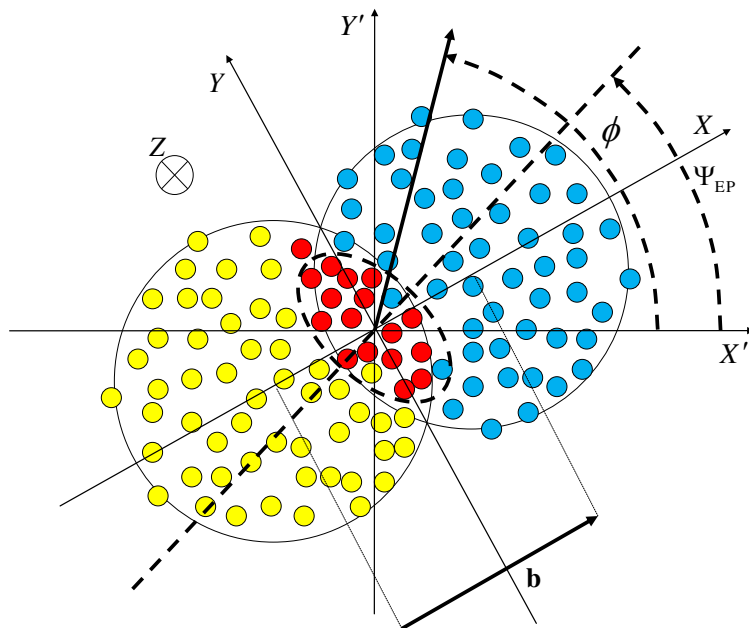


Figure 1. A schematic view of a non-central nucleus-nucleus collision in the transverse plane.

Figure 1 schematically depicts a collision of two nuclei in the transverse $X' - Y'$ plane that is perpendicular to the beam axis Z , in the laboratory frame. The impact parameter vector \mathbf{b} , which is not experimentally accessible, connects the centers of the colliding nuclei in the transverse plane. The symmetry plane of the collision, denoted $X - Y$, defined in terms of the beam direction and \mathbf{b} , is randomly oriented with respect to the $X' - Y'$ plane. In this schematic figure, ϕ denotes the azimuthal angle of one of the outgoing particles. The anisotropic flow is quantified in terms of coefficients in the Fourier expansion of the ϕ dependence of the invariant yield of particles relative to the event-plane angle Ψ_{EP} ,

$$E \frac{d^3 N}{dp^3} = \frac{1}{2\pi} \frac{d^2 N}{p_T dp_T dy} \left[1 + \sum_{n=1}^{\infty} 2v_n \cos[n(\phi - \Psi_{\text{EP}})] \right], \quad (1.1)$$

where E is the energy of the particle, p_T its transverse momentum, and y its rapidity. The event-plane angle Ψ_{EP} is defined to be in the direction of maximum outgoing particle density [26] and is, on average, the same as the rotation angle of the symmetry plane with respect to the laboratory frame. The direction of Ψ_{EP} fluctuates about the symmetry plane rotation angle because of fluctuations in the initial state geometry and resolution effects arising from finite particle multiplicities. The elliptic flow harmonic v_2 is the leading term of the Fourier series expansion of the azimuthal angle distribution in the event plane frame.

Many methods have been developed to study the anisotropic expansion of the system formed in nuclear collisions [26–28]. The cumulant method was introduced in refs. [29, 30] based on multiparticle correlations which do not require an explicit measure of the event-plane angle. In this method, v_n values can be extracted from $c_n\{2k\}$ cumulant coefficients, where n is the order of the Fourier expansion term and $2k$ is the number of particles used to determine the correlation. For example, $v_2\{2\}$, $v_2\{4\}$, and $v_2\{6\}$ are referred to as the 2-, 4-, and

6-particle cumulant based values for the elliptic flow harmonic, respectively. Nonflow, short-range correlations arising from jets and resonance decays, can be suppressed by correlating four or more particles. It is then possible to determine the central moments of the event-by-event, fluctuation-driven, v_2 distribution based on the $v_2\{2k\}$ values. The 3rd, 4th, and 5th central moments are called the skewness (s), kurtosis (κ), and superskewness (p) respectively. The skewness describes the overall asymmetry of the v_2 distribution, while the superskewness gives a measure of the asymmetry of the tails. The kurtosis describes the peakedness of the center, or equivalently, the relative contribution (heaviness) of the distribution tails. In a hydrodynamic expansion the v_2 is proportional to the initial-state eccentricity ϵ_2 , and therefore ϵ_2 fluctuations produce non-Gaussian v_2 distributions [31]. Thus, the central moments can be related to the initial state geometry and reveal its detailed structure.

In this paper, the cumulant based values are determined using the Q-cumulant method in which one calculates multiparticle cumulants in terms of moments of Q-vectors [32]. Determining the cumulant based $v_2\{2k\}$ ($k = 1, 2, 3, \dots$) values of the v_2 distribution is a way to study the fluctuation behavior related to the initial-state geometry [30]. For Gaussian fluctuations, the higher central moments vanish and the $v_2\{2k\}$ values with $k > 1$ are all expected to have the same value [33]. The measured higher-order $v_2\{2k\}$ ($k = 2, 3, 4$) values, however, show a fine splitting [34, 35], $v_2\{4\} \gtrsim v_2\{6\} \gtrsim v_2\{8\}$, that can be attributed to a non-Gaussian behavior [31]. In ref. [36], it is noted that the main signature of non-Gaussian fluctuations is a nonzero skewness of the v_2 distribution. This is used to suggest, as described in ref. [36], a hydrodynamic probe based on the ratio $(v_2\{6\} - v_2\{8\})/(v_2\{4\} - v_2\{6\})$. The basic premise of a hydrodynamic probe is that the observed azimuthal angle correlations that appear in the bulk medium can be related to the initial-state geometry.

We present for the first time a measurement of $v_2\{10\}$, derived from ten-particle cumulants, for lead-lead (PbPb) collisions at a center-of-mass energy per nucleon pair of $\sqrt{s_{\text{NN}}} = 5.02$ TeV. The data used in this analysis correspond to an integrated luminosity of 0.607 nb^{-1} and were recorded with the CMS detector at the LHC. This enables the development of a new hydrodynamic probe using the $v_2\{10\}$ value and the corresponding lower-order $v_2\{2k\}$ values. Both the original and the new hydrodynamic probes should be independent of collision centrality if moments of the v_2 distribution with order higher than the skewness are negligible [36]. Centrality refers to the percentage of the total inelastic hadronic nucleus-nucleus cross section [37], with 0% corresponding to the maximum overlap of the colliding nuclei. This connection between the centrality dependence of the hydrodynamic probes and higher order moments of the v_2 distribution is investigated by measuring both the centrality dependence itself and also by using the cumulants to extract the higher order moments directly.

This paper is organized as follows. In section 2 and in appendix A, we derive formulas for the $v_2\{10\}$ harmonic and its statistical uncertainty. Section 3 and appendices B, and C present derivations of the formulas used in this analysis to calculate the hydrodynamic probe ratios. In section 4, we introduce and derive formulas for the standardized moments (denoted as γ_i^{exp} , $i = 1, 2, 3$) and the corrected moments (denoted as $\gamma_{i, \text{corr}}^{\text{exp}}$, $i = 1, 2, 3$) of the fluctuation-driven, event-by-event v_2 distribution. Section 5, 6, and 7 present the experimental details, results, and summary, respectively. The numerical values of the results for this analysis are tabulated in the HEPDATA record [38].

2 Analysis procedure

A version of the cumulant method, the Q-cumulant method, was introduced in ref. [32] and is based on the flow vector Q_n , with $Q_n = \sum_{j=1}^M e^{in\phi_j}$. Here, n is the flow harmonic order, M denotes the event multiplicity, i.e., the number of analyzed tracks in the given event, and ϕ_j is the azimuthal angle of the j th track measured in the laboratory frame.

The $2m$ -particle azimuthal angle correlators $\langle 2m \rangle$ [32] are expressed through the flow vector Q_n with

$$\langle 2m \rangle = \langle e^{in(\phi_1 + \dots + \phi_m - \phi_{m+1} - \dots - \phi_{2m})} \rangle = \frac{(M - 2m)!}{M!} \sum_{j_1 \neq \dots \neq j_{2m} = 1}^M e^{in(\phi_{j_1} + \dots + \phi_{j_m} - \phi_{j_{m+1}} - \dots - \phi_{j_{2m}})}. \quad (2.1)$$

Here the summation is over all unique track indices. The weighted mean of the $2m$ -particle azimuthal angle correlator $\langle\langle 2m \rangle\rangle$ is defined as

$$\langle\langle 2m \rangle\rangle = \frac{\sum_j^{\text{events}} (W_{\langle 2m \rangle})_j \langle 2m \rangle_j}{\sum_j^{\text{events}} (W_{\langle 2m \rangle})_j}, \quad m = 1, \dots, k, \quad (2.2)$$

where the double brackets $\langle\langle \dots \rangle\rangle$ denote a weighted average over all events within a given class [39]. The weight is taken as the number of distinct $2m$ -particle combinations that can be formed for an event [39]:

$$W_{\langle 2m \rangle} = \prod_{j=0}^{2m-1} (M - j) = \frac{M!}{(M - 2m)!}. \quad (2.3)$$

The Q-cumulant $c_n\{2k\}$ values are multivariate polynomial functions of the $\langle\langle 2m \rangle\rangle$ values. The relationship between the $c_n\{2k\}$ values (up to the 8th order) and corresponding $\langle\langle 2m \rangle\rangle$ correlations are known [32, 39]. A recursion relationship for the $c_n\{2k\}$ values [40] is given with

$$c_n\{2k\} = \langle\langle 2k \rangle\rangle - \sum_{m=1}^{k-1} \binom{k}{m} \binom{k-1}{m} \langle\langle 2m \rangle\rangle c_n\{2k - 2m\}. \quad (2.4)$$

In refs. [39, 41] it is shown that

$$\langle\langle 2k \rangle\rangle = \langle v_n^{2k} \rangle. \quad (2.5)$$

Based on eqs. (2.4) and (2.5), one finds

$$v_n = \sqrt[2k]{a_{2k}^{-1} c_n\{2k\}}, \quad (2.6)$$

where the a_{2k} coefficients can be determined using the recursion relationship

$$a_{2k} = 1 - \sum_{m=1}^{k-1} \binom{k}{m} \binom{k-1}{m} a_{2k-2m}, \quad \text{with } a_2 = 1. \quad (2.7)$$

In the ideal case, all $2k$ -particle cumulants $c_n\{2k\}$ with $k > 1$ result in the same flow harmonic value v_n . But, non-Gaussian flow fluctuations and non-flow correlations result

in a splitting of the $c_n\{2k\}$ values with $k > 1$. In this case, the $v_n\{2k\}$ values will depend on the cumulant orders as

$$v_n\{2k\} \equiv \sqrt[2k]{a_{2k}^{-1} c_n\{2k\}}. \quad (2.8)$$

Details concerning the Q-cumulant method up to the $k = 4$ order can be found in refs. [32, 39]. In the case where $k = 5$, the above equations give the relationship between the $v_n\{10\}$ magnitude and the corresponding $c_n\{10\}$ value, with

$$c_n\{10\} = \langle\langle 10 \rangle\rangle - 25\langle\langle 2 \rangle\rangle\langle\langle 8 \rangle\rangle - 100\langle\langle 4 \rangle\rangle\langle\langle 6 \rangle\rangle + 400\langle\langle 6 \rangle\rangle\langle\langle 2 \rangle\rangle^2 + 900\langle\langle 2 \rangle\rangle\langle\langle 4 \rangle\rangle^2 - 3600\langle\langle 4 \rangle\rangle\langle\langle 2 \rangle\rangle^3 + 2880\langle\langle 2 \rangle\rangle^5, \quad (2.9)$$

and

$$v_n\{10\} = \sqrt[10]{\frac{1}{456} c_n\{10\}}. \quad (2.10)$$

Formulas for the analytic calculations of the statistical uncertainties in the $v_n\{2k\}$ ($k = 1, \dots, 4$) magnitudes are given in ref. [40]. Appendix A discusses the analytical calculation of the statistical uncertainty for the $v_2\{10\}$ value.

3 Hydrodynamic probes

A compact formulation for the cumulant expansion is given through the formalism of generating functions. The Fourier-Laplace transform of the symmetry plane elliptic harmonic vector $\mathbf{v}_2 = v_x \mathbf{e}_x + v_y \mathbf{e}_y$ is $\langle e^{\mathbf{l} \cdot \mathbf{v}_2} \rangle$, with a vector variable $\mathbf{l} = l_x \mathbf{e}_x + l_y \mathbf{e}_y$. Here, \mathbf{e}_x is the unit vector in the direction of the impact parameter, while \mathbf{e}_y is the unit vector perpendicular to \mathbf{b} . The angle brackets $\langle \rangle$ indicate an event average that, for this analysis, involves an average over events within a centrality class. As the distribution of (v_x, v_y) is symmetric under $v_y \rightarrow -v_y$, the mean value of the x - and y -component of \mathbf{v}_2 are $\langle v_x \rangle \equiv \bar{v}_2$, and $\langle v_y \rangle = 0$. The variances are $\sigma_x^2 = \langle (v_x - \langle v_x \rangle)^2 \rangle$ and $\sigma_y^2 = \langle v_y^2 \rangle$. Higher-order central moments up to the kurtosis are defined in ref. [42] in terms of the components of the elliptic harmonic vector. The expressions found in ref. [42] are reproduced here, expanded to include terms related to the superskewness:

$$\begin{aligned} s_{30} &= \langle (v_x - \langle v_x \rangle)^3 \rangle, \\ s_{12} &= \langle (v_x - \langle v_x \rangle) v_y^2 \rangle, \\ \kappa_{40} &= \langle (v_x - \langle v_x \rangle)^4 \rangle - 3\sigma_x^4, \\ \kappa_{22} &= \langle (v_x - \langle v_x \rangle)^2 v_y^2 \rangle - \sigma_x^2 \sigma_y^2, \\ \kappa_{04} &= \langle v_y^4 \rangle - 3\sigma_y^4, \\ p_{50} &= \langle (v_x - \langle v_x \rangle)^5 \rangle - 10\sigma_x^2 s_{30}, \\ p_{32} &= \langle (v_x - \langle v_x \rangle)^3 v_y^2 \rangle - \sigma_y^2 s_{30} - 3\sigma_x^2 s_{12}, \quad \text{and} \\ p_{14} &= \langle (v_x - \langle v_x \rangle) v_y^4 \rangle - 6\sigma_y^2 s_{12}. \end{aligned} \quad (3.1)$$

In ref. [36], the generating function of the cumulant is defined as $\ln \langle e^{\mathbf{l} \cdot \mathbf{v}_2} \rangle$. If one expands this generating function up to the 4th power in (l_x, l_y) one gets the expression in terms of

central moments of the (v_x, v_y) distribution, that includes the σ , s , and κ terms [42]. By extending this expansion up to the 5th power in (l_x, l_y) , we obtain

$$\begin{aligned} \ln\langle e^{l \cdot v_2} \rangle &\approx l_x \bar{v}_2 + \frac{1}{2!}(l_x^2 \sigma_x^2 + l_y^2 \sigma_y^2) + \frac{1}{3!}(l_x^3 s_{30} + 3l_x l_y^2 s_{12}) \\ &+ \frac{1}{4!}(l_x^4 \kappa_{40} + 6l_x^2 l_y^2 \kappa_{22} + l_y^4 \kappa_{04}) + \frac{1}{5!}(l_x^5 p_{50} + 10l_x^3 l_y^2 p_{32} + 5l_x l_y^4 p_{14}). \end{aligned} \quad (3.2)$$

One can follow the procedure for expanding the generating function of the $v_2\{2k\}$ cumulants [36] to derive expressions for the hydrodynamic probes that include higher-order moments of the v_2 distribution. Instead of using eq. (7) from ref. [36], in this analysis eq. (3.2) is used. The difference is that in the earlier work the expansion is performed up to the skewness, while the current analysis additionally covers the 4th and 5th moments. Then, for the higher-order $v_2\{2k\}$ ($k = 2, \dots, 5$) values, we find

$$\begin{aligned} v_2\{4\} &\approx \bar{v}_2 + \frac{\sigma_y^2 - \sigma_x^2}{2\bar{v}_2} - \frac{s_{30} + s_{12}}{\bar{v}_2^2} \\ &- \frac{\kappa_{40} + 2\kappa_{22} + \kappa_{04}}{4\bar{v}_2^3} - \frac{5(\sigma_y^2 - \sigma_x^2)^2}{8\bar{v}_2^3} + \frac{(\sigma_y^2 - \sigma_x^2)(3s_{30} + 3s_{12})}{2\bar{v}_2^4}, \end{aligned} \quad (3.3)$$

$$\begin{aligned} v_2\{6\} &\approx \bar{v}_2 + \frac{\sigma_y^2 - \sigma_x^2}{2\bar{v}_2} - \frac{\frac{2}{3}s_{30} + s_{12}}{\bar{v}_2^2} \\ &+ \frac{\kappa_{40} - \kappa_{04}}{4\bar{v}_2^3} - \frac{5(\sigma_y^2 - \sigma_x^2)^2}{8\bar{v}_2^3} + \frac{p_{50} + 2p_{32} + p_{14}}{4\bar{v}_2^4} + \frac{(\sigma_y^2 - \sigma_x^2)(4s_{30} + 15s_{12})}{6\bar{v}_2^4}, \end{aligned} \quad (3.4)$$

$$\begin{aligned} v_2\{8\} &\approx \bar{v}_2 + \frac{\sigma_y^2 - \sigma_x^2}{2\bar{v}_2} - \frac{\frac{7}{11}s_{30} + s_{12}}{\bar{v}_2^2} + \frac{\frac{31}{33}\kappa_{40} + \frac{2}{11}\kappa_{22} - \kappa_{04}}{4\bar{v}_2^3} - \frac{5(\sigma_y^2 - \sigma_x^2)^2}{8\bar{v}_2^3} \\ &+ \frac{\frac{5}{3}p_{50} + \frac{14}{3}p_{32} + 3p_{14}}{11\bar{v}_2^4} + \frac{(\sigma_y^2 - \sigma_x^2)(13s_{30} + 57s_{12})}{22\bar{v}_2^4}, \quad \text{and} \end{aligned} \quad (3.5)$$

$$\begin{aligned} v_2\{10\} &\approx \bar{v}_2 + \frac{\sigma_y^2 - \sigma_x^2}{2\bar{v}_2} - \frac{\frac{12}{19}s_{30} + s_{12}}{\bar{v}_2^2} + \frac{\frac{53}{57}\kappa_{40} + \frac{4}{19}\kappa_{22} - \kappa_{04}}{4\bar{v}_2^3} - \frac{5(\sigma_y^2 - \sigma_x^2)^2}{8\bar{v}_2^3} \\ &+ \frac{\frac{163}{60}p_{50} + \frac{47}{6}p_{32} + \frac{21}{4}p_{14}}{19\bar{v}_2^4} + \frac{(\sigma_y^2 - \sigma_x^2)(11s_{30} + \frac{99}{2}s_{12})}{19\bar{v}_2^4}. \end{aligned} \quad (3.6)$$

If one neglects the 5th-order moments p , as well as the terms with the multiplier $(\sigma_y^2 - \sigma_x^2)$, then the hydrodynamic probe proposed with eq. (14) in ref. [36] is given as

$$\frac{v_2\{6\} - v_2\{8\}}{v_2\{4\} - v_2\{6\}} \approx \frac{1}{11} - \frac{4\kappa_{40}}{11[2\bar{v}_2 s_{30} + 3(\kappa_{40} + \kappa_{22})]}. \quad (3.7)$$

Here, one can see that neglecting the kurtosis κ moment, with respect to the skewness, would reduce the right-hand side of eq. (3.7) to a constant value of $1/11$. Appendix C shows the relation that corresponds to eq. (3.7) if none of the terms in eqs. (3.3)–(3.5) are neglected.

The approximation given by eq. (3.7) can be tested by expressing the right-hand side in terms of the measurable quantities $v_2\{2k\}$, with $k = 2, 3$, and 4. Based on Taylor expansion of the $v_2\{2k\}^2$ values, as shown in appendix B, one finds

$$h_1 = \frac{v_2\{6\} - v_2\{8\}}{v_2\{4\} - v_2\{6\}} \approx h_1^{\text{Taylor}} = \frac{1}{11} - \frac{1}{11} \frac{v_2\{4\}^2 - 12v_2\{6\}^2 + 11v_2\{8\}^2}{v_2\{4\}^2 - v_2\{6\}^2} \quad (3.8)$$

if terms with $(\sigma_y^2 - \sigma_x^2)$ are neglected.

In the above relation, h_1 denotes the hydrodynamic probe and h_1^{Taylor} denotes the corresponding Taylor expansion of this probe as expressed in terms of the measured $v_2\{2k\}$ values.

By employing the $v_2\{10\}$ harmonic, we define a new hydrodynamic probe h_2 as

$$\frac{v_2\{8\} - v_2\{10\}}{v_2\{6\} - v_2\{8\}} \approx \frac{3}{19} + \frac{88p_{50}}{95[4s_{30}\bar{v}_2^2 - 2\bar{v}_2(\kappa_{40} - 3\kappa_{22}) - (13p_{50} + 10p_{32} - 3p_{14}) - 2(\sigma_y^2 - \sigma_x^2)(5s_{30} - 6s_{12})]}. \quad (3.9)$$

In the derivation of eq. (3.9), none of the terms in eqs. (3.4)–(3.6) have been neglected. If one neglects the 5th p moment, then the right-hand side of the eq. (3.9) will reduce to the constant value of $3/19$. A deviation from this constant value indicates that the p moment cannot be neglected.

Again, as in the case with the derivation of the eq. (3.8), one can express the right-hand side of eq. (3.9) through the second power of the higher-order $v_2\{2k\}$ terms, with $k = 3, 4, 5$ (as shown in appendix B):

$$\frac{v_2\{8\} - v_2\{10\}}{v_2\{6\} - v_2\{8\}} \approx \frac{3}{19} - \frac{1}{19} \frac{3v_2\{6\}^2 - 22v_2\{8\}^2 + 19v_2\{10\}^2}{v_2\{6\}^2 - v_2\{8\}^2 + \frac{(\sigma_y^2 - \sigma_x^2)s_{30}}{33\bar{v}_2^3}}. \quad (3.10)$$

If one neglects the term with the multiplier $(\sigma_y^2 - \sigma_x^2)$, eq. (3.10) reduces to

$$h_2 = \frac{v_2\{8\} - v_2\{10\}}{v_2\{6\} - v_2\{8\}} \approx h_2^{\text{Taylor}} = \frac{3}{19} - \frac{1}{19} \frac{3v_2\{6\}^2 - 22v_2\{8\}^2 + 19v_2\{10\}^2}{v_2\{6\}^2 - v_2\{8\}^2}, \quad (3.11)$$

where h_2 denotes the new hydrodynamic probe and h_2^{Taylor} denotes the Taylor expansion of this probe, as expressed in terms of the measured $v_2\{2k\}$ values.

In section 6, it will be shown that the term proportional to the asymmetry of the fluctuations $(\sigma_y^2 - \sigma_x^2)$ is negligible. The same conclusion is found in ref. [36].

4 The standardized and corrected moments

The standardized skewness, γ_1 , and standardized kurtosis, γ_2 , are defined as

$$\gamma_1 \equiv \frac{s_{30}}{\sigma_x^3}, \quad \text{and} \quad \gamma_2 \equiv \frac{\kappa_{40}}{\sigma_x^4}. \quad (4.1)$$

The corresponding expressions given in terms of the measured $v_2\{2k\}$ values, are derived in ref. [42] as

$$\begin{aligned}\gamma_1^{\text{exp}} &= -2^{3/2} \frac{v_2\{4\}^3 - v_2\{6\}^3}{(v_2\{2\}^2 - v_2\{4\}^2)^{3/2}}, \quad \text{and} \\ \gamma_2^{\text{exp}} &= -\frac{3}{2} \frac{v_2\{4\}^4 - 12v_2\{6\}^4 + 11v_2\{8\}^4}{(v_2\{2\}^2 - v_2\{4\}^2)^2}.\end{aligned}\tag{4.2}$$

The standardized superskewness, γ_3 , is defined as

$$\gamma_3 \equiv \frac{p_{50}}{\sigma_x^5}.\tag{4.3}$$

In order to express the standardized superskewness through the measured $v_2\{2k\}$ values with $k = 1, \dots, 5$, one can use the expansion of the fifth power of the $v_2\{2k\}$ value (as discussed in appendix B). The resulting expression for the standardized superskewness, expressed in terms of measurable quantities, is

$$\gamma_3^{\text{exp}} = 6\sqrt{2} \frac{3v_2\{6\}^5 - 22v_2\{8\}^5 + 19v_2\{10\}^5}{(v_2\{2\}^2 - v_2\{4\}^2)^{5/2}}.\tag{4.4}$$

The standardized moments, γ_i^{exp} ($i = 1, 2, 3$), have contributions from higher-order moments of the v_2 distribution that are not negligible (as shown by eq. (13) in ref. [42]). For example, if higher-order moments are considered, then for the standardized skewness we obtain additional terms O_N and O_D , with

$$\gamma_1^{\text{exp}} = -2^{3/2} \frac{v_2\{4\}^3 - v_2\{6\}^3}{(v_2\{2\}^2 - v_2\{4\}^2)^{3/2}} \approx -2^{3/2} \frac{-s_{30} - O_N}{(2\sigma_x^2 + O_D)^{3/2}},\tag{4.5}$$

where

$$\begin{aligned}O_N &= \frac{3(\kappa_{40} + \kappa_{22})}{2\bar{v}_2} - \frac{3(p_{50} + 2p_{32} + p_{14})}{4\bar{v}_2^2} + \frac{3(\sigma_y^2 - \sigma_x^2)(s_{30} - 2s_{12})}{2\bar{v}_2^2} + \dots, \quad \text{and} \\ O_D &= \frac{2}{\bar{v}_2}(s_{30} + s_{12}) + \frac{\kappa_{40} + 2\kappa_{22} + \kappa_{04}}{2\bar{v}_2^2} + \frac{(\sigma_y^2 - \sigma_x^2)^2}{\bar{v}_2^2} - \frac{2(\sigma_y^2 - \sigma_x^2)(s_{30} - s_{12})}{\bar{v}_2^3} + \dots\end{aligned}\tag{4.6}$$

Corrected moments, which are free of contributions from higher-order moments, can be defined if

$$s_{12} \approx \frac{s_{30}}{3}, \quad \kappa_{22} \approx \frac{\kappa_{40}}{3}, \quad \text{and} \quad p_{32} \approx p_{14} \approx \frac{p_{50}}{5}.\tag{4.7}$$

These conditions are satisfied with the elliptic power distribution [43] if the eccentricity parameter ϵ_0 in this model satisfies the condition $\epsilon_0 \leq 0.15$ and a linear flow response is assumed. Mathematical details that support the validity of the conditions given by eq. (4.7) are presented in appendix D. With these conditions, the corrected moments can be expressed in terms of the measured $v_n\{2k\}$ ($k = 1, \dots, 5$) values. As an example, the corrected skewness can be expressed as

$$\gamma_{1, \text{corr}}^{\text{exp}} = -2^{3/2} \frac{187v_2\{8\}^3 - 16v_2\{6\}^3 - 171v_2\{10\}^3}{(v_2\{2\}^2 - 40v_2\{6\}^2 + 495v_2\{8\}^2 - 456v_2\{10\}^2)^{3/2}}.\tag{4.8}$$

If one replaces the powers that appear in eq. (4.8) with the expansions given in appendix B, one finds

$$\gamma_{1, \text{corr}}^{\text{exp}} \approx -2^{3/2} \frac{-s_{30} - \bar{O}_N}{(2\sigma_x^2 + \bar{O}_D)^{3/2}} \approx \frac{s_{30}}{\sigma_x^3} \equiv \gamma_1, \quad (4.9)$$

where \bar{O}_N and \bar{O}_D are given by

$$\begin{aligned} \bar{O}_N &= \frac{3(\sigma_y^2 - \sigma_x^2)(s_{30} - 2s_{12})}{2v_2^2} + \dots, \quad \text{and} \\ \bar{O}_D &= -\frac{2(\sigma_y^2 - \sigma_x^2)(s_{30} - s_{12})}{v_2^3} + \dots \end{aligned} \quad (4.10)$$

We note that the contribution from the term proportional to $(\sigma_y^2 - \sigma_x^2)$ as well as the contributions from moments of order higher than 5 are negligible.

The same correction procedure can also be applied to the standardized kurtosis and the standardized superskewness. The corrected form of these moments are given by

$$\begin{aligned} \gamma_{2, \text{corr}}^{\text{exp}} &= -\frac{3}{2} \frac{v_2\{4\}^4 + 24v_2\{6\}^4 - 253v_2\{8\}^4 + 228v_2\{10\}^4}{(v_2\{2\}^2 - 40v_2\{6\}^2 + 495v_2\{8\}^2 - 456v_2\{10\}^2)^2}, \quad \text{and} \\ \gamma_{3, \text{corr}}^{\text{exp}} &= 6\sqrt{2} \frac{3v_2\{6\}^5 - 22v_2\{8\}^5 + 19v_2\{10\}^5}{(v_2\{2\}^2 - 40v_2\{6\}^2 + 495v_2\{8\}^2 - 456v_2\{10\}^2)^{5/2}}. \end{aligned} \quad (4.11)$$

5 CMS detector, event selection, and systematic uncertainties

The central feature of the CMS apparatus is a superconducting solenoid of 6 m internal diameter, providing a magnetic field of 3.8 T. Within the solenoid volume are a silicon pixel and strip tracker, a lead tungstate crystal electromagnetic calorimeter (ECAL), and a brass and scintillator hadron calorimeter (HCAL), each composed of a barrel and two endcap sections. Forward calorimeters (HF), made of steel and quartz-fibres, extend the pseudorapidity (η) coverage provided by the barrel and endcap detectors. Muons are measured in gas-ionization detectors embedded in the steel flux-return yoke outside the solenoid. A more detailed description of the CMS detector, together with a definition of the coordinate system used and the relevant kinematic variables, can be found in ref. [44].

Events of interest are selected using a two-tiered trigger system. The first level (L1), composed of custom hardware processors, uses information from the calorimeters and muon detectors to select events at a rate of around 100 kHz [45]. The second level, known as the high-level trigger (HLT), consists of a farm of processors running a version of the full event reconstruction software optimized for fast processing, and reduces the event rate to about 5 to 8 kHz before data storage [46].

The data analyzed in this paper, before applying the selection described below, consist of 4.27×10^9 minimum bias lead-lead (PbPb) collision events at $\sqrt{s_{\text{NN}}} = 5.02$ TeV, collected in 2018 with an integrated luminosity of 0.607 nb^{-1} [47, 48]. The minimum bias events are triggered by requiring signals above readout thresholds of 3 GeV in each of the two HF calorimeters [46]. Further selections are applied to reject events from beam-gas interactions

and nonhadronic collisions [49]. The events are also required to have at least one reconstructed primary vertex (based on two or more tracks) within a distance ($|z_{\text{vtx}}|$) of 15 cm from the nominal interaction point along the beam axis. If multiple vertices are found in an event then the primary vertex is selected as the one with the highest track multiplicity in the event. The total energy deposited in both HF calorimeters is used for determination of the event centrality [50].

Only tracks that satisfy the high-purity selection criteria described in ref. [49] are used in the analysis. In addition, a reconstructed track is only considered as a candidate track from the primary vertex if the separation along the beam axis between the track and the vertex (d_z), and the track-vertex impact parameter measured transverse to the beam (d_{xy}), are both less than three times their respective uncertainties σ_z and σ_{xy} . The relative uncertainty in the transverse momentum (σ_{p_T}/p_T) measurement is required to be less than 10%. In addition, tracks must have 11 or more hits (n_{hits}) along their trajectory in the pixel and strip tracking detectors combined. The relative χ^2 of the track fit ($\chi^2/N_{\text{dof}}/N_{\text{layers}}$) is required to be less than 0.18, where N_{dof} is the number of degrees of freedom during the track fitting and N_{layers} is the number of tracking layers used.

Each reconstructed track is weighted by the inverse of the efficiency factor $w(\eta, p_T, \text{centrality})$ calculated based on Monte Carlo HYDJET 1.9 [51]. The efficiency factor accounts for the reconstruction efficiency ϵ and the fraction of misreconstructed tracks $f_{\text{misrec}}(\eta, p_T, \text{centrality})$, with $w = \epsilon/(1 - f_{\text{misrec}})$ [52]. The response of the CMS detector to the generated events is simulated with GEANT4 [53].

The systematic uncertainties are determined by varying the vertex selection, the track selection, the centrality determination, and the efficiency correction. For each of the indicated sources of systematic uncertainty, an absolute difference between results from the varied and nominal values are used to obtain the uncertainty. The vertex selection uncertainty is found by performing the analysis with $|z_{\text{vtx}}| < 3$ cm and with $3 < |z_{\text{vtx}}| < 15$ cm. The uncertainty related to the track selection is determined by comparing tight ($d_z/\sigma_z < 2$, $d_{xy}/\sigma_{xy} < 2$, $\sigma_{p_T}/p_T < 0.05$ and $\chi^2/N_{\text{dof}}/N_{\text{layers}} < 0.15$) criterion and loose ($d_z/\sigma_z < 5$, $d_{xy}/\sigma_{xy} < 5$, $\sigma_{p_T}/p_T < 0.15$ and $\chi^2/N_{\text{dof}}/N_{\text{layers}} < 0.18$) criterion for tracks with the results obtained with the nominal values. The finite HF energy resolution results in small migration of events across the centrality bin boundaries. The centrality calibration is varied to calculate the effect of the minimum bias event selection efficiency of the HF calorimeters [54]. Differences in the p_T spectra between the data and the Monte Carlo simulation can affect the efficiency factor. To estimate the systematic uncertainty arising from these differences, the efficiency factor w is varied by $\pm 5\%$. The final systematic uncertainty is taken as a quadratic sum of the four indicated sources, with the track selection found to have the dominant contribution.

6 Results

It was previously shown in ref. [36] that the presence of non-Gaussian fluctuations in the initial-state energy density leads to a fine splitting between the higher-order $v_n\{2k\}$ cumulants. The $v_2\{2k\}$ ($k = 1, \dots, 5$) values are presented in figure 2 as functions of centrality in PbPb collisions at $\sqrt{s_{\text{NN}}} = 5.02$ TeV. These results are obtained from charged particles with $|\eta| < 2.4$ and $0.5 < p_T < 3.0$ GeV/c. The statistical uncertainties are about two orders of magnitude

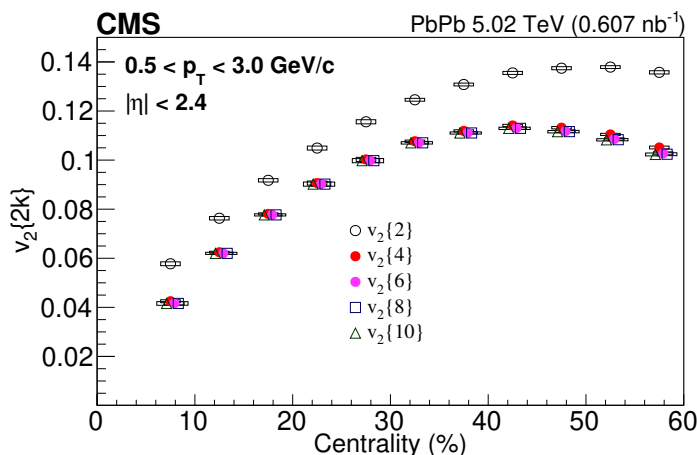


Figure 2. The $v_2\{2k\}$ ($k = 1, \dots, 5$) values as functions of centrality in PbPb collisions at $\sqrt{s_{NN}} = 5.02$ TeV. The vertical sizes of the open boxes denote the systematic uncertainties. Statistical uncertainties are negligible compared to the marker size. Points are plotted at the center of the respective centrality ranges. The markers are displaced horizontally for better visibility.

smaller than the systematic ones. A clear splitting between the $v_2\{2\}$ and higher-orders cumulant based $v_2\{2k\}$ ($k = 2, \dots, 5$) values is visible. The difference is attributed to flow fluctuations, with $v_2\{2\}^2 \approx v_2\{2k\}^2 + 2\sigma_v^2$ for $k > 1$ [36, 55], where σ_v^2 is the v_2 variance. From figure 2, it is clear that the flow fluctuations become larger going to more peripheral collisions (higher centrality percentages).

In figure 2, the ordering and a fine splitting between the $v_2\{2k\}$ ($k = 2, \dots, 5$) values are not clearly visible. The $v_2\{2k\}$ ($k = 1, \dots, 5$) values need to satisfy the ordering relationship $v_2\{2k\} > v_2\{2(k+1)\}$ in order to define the hydrodynamic probes given by eqs. (3.8) and (3.11). The splitting between the higher-order cumulant based $v_2\{2k\}$ values $v_2\{4\} \gtrsim v_2\{6\} \gtrsim v_2\{8\} \gtrsim v_2\{10\}$ becomes much finer than the splitting with respect to the lowest-order cumulant based $v_2\{2\}$ value. Figure 3 shows the corresponding relative differences $(v_2\{2k\} - v_2\{10\})/v_2\{10\}$ ($k = 1, \dots, 4$) as functions of centrality. The magnitudes of these differences are plotted using a logarithmic scale. The fine splitting between cumulants of different orders as well as the expected hydrodynamic ordering of the splittings is clearly seen. The relative difference between adjacent $v_2\{2k\} - v_2\{10\}$ values decreases by about an order of magnitude for each increment in k .

The measured cumulants of different orders are used to calculate the hydrodynamic probes given by the left-hand sides of eqs. (3.8) and (3.11). Figure 4 displays these distributions with closed symbols. Open symbols in the same figure show the right-hand sides of eqs. (3.8) and (3.11). These are also constructed using the measured $v_2\{2k\}$ ($k = 1, \dots, 5$) cumulants.

As a consequence of the low multiplicities involved in the calculation of the cumulant based $v_2\{2k\}$ values, statistical and systematic uncertainties quickly increase as peripheral collisions are approached. Also, in the region of very central collisions, because of the small magnitudes of the cumulant based $v_2\{2k\}$ values, the statistical and systematic uncertainties are larger and, therefore, statistical and systematic uncertainties of the hydrodynamic probes are increased. The magnitudes of the statistical uncertainties of the h_2 distribution are larger

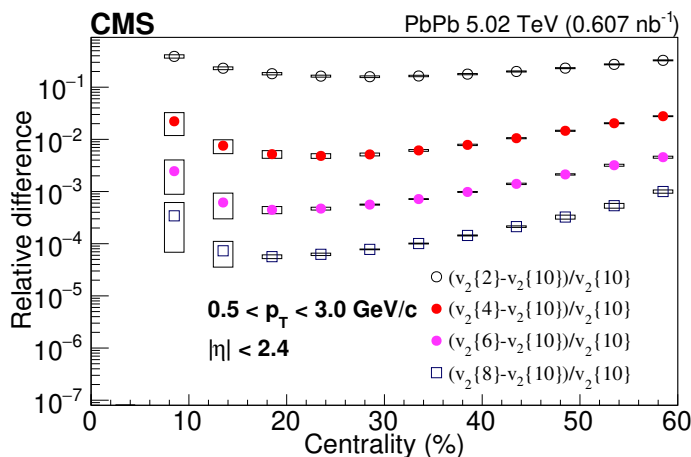


Figure 3. The relative differences $(v_2\{2k\} - v_2\{10\})/v_2\{10\}$ ($k = 1, \dots, 4$) as functions of centrality in PbPb collisions at $\sqrt{s_{\text{NN}}} = 5.02$ TeV. The vertical sizes of the open boxes denote the systematic uncertainties. Statistical uncertainties are negligible compared to the marker size. Points are plotted at the center of the respective centrality ranges.

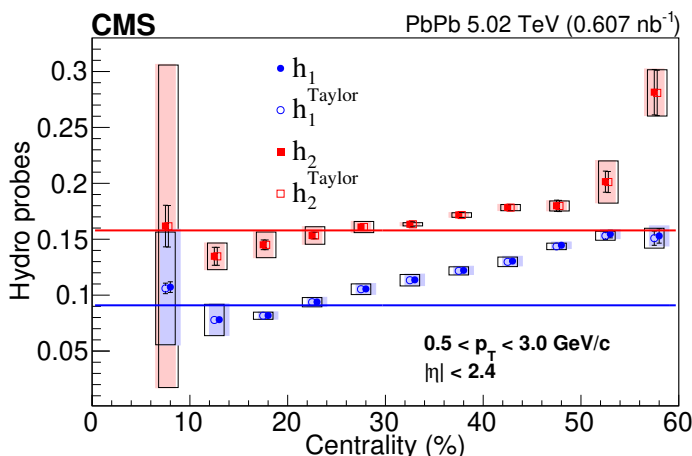


Figure 4. The $h_1 = (v_2\{6\} - v_2\{8\})/(v_2\{4\} - v_2\{6\})$ (closed blue circles) and the $h_2 = (v_2\{8\} - v_2\{10\})/(v_2\{6\} - v_2\{8\})$ (closed red squares) hydrodynamic probes as functions of centrality in PbPb collisions at $\sqrt{s_{\text{NN}}} = 5.02$ TeV. The distributions depicted with the open circles and squares represent the corresponding Taylor expansions given by h_1^{Taylor} and h_2^{Taylor} , respectively. The horizontal blue (red) line represents a constant value of $1/11$ ($3/19$). The bars (the vertical sizes of the open boxes) denote the statistical (systematic) uncertainties. Points are plotted at the center of the respective centrality ranges.

with respect to those corresponding to the h_1 distribution because higher-order cumulants are involved. After the 0–5% centrality bin, where the measurement uncertainties are large, the h_1 and h_2 values show an increasing trend going to more peripheral events. Based on an event-by-event measurement of the v_2 distribution, it was reported in ref. [34] that the h_1 has a value of 0.143 ± 0.008 (stat) ± 0.014 (syst) for 20–25% central events, and increases to 0.185 ± 0.005 (stat) ± 0.012 (syst) as the centrality increases to 55–60%. Using the Q-cumulant method, ref. [35] compares the measured $v_2\{6\} - v_2\{8\}$ and $\frac{1}{11}(v_2\{4\} - v_2\{6\})$ distributions.

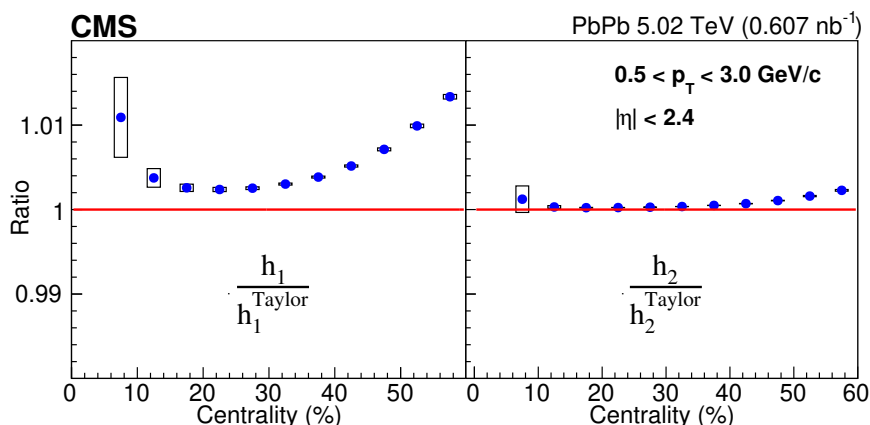


Figure 5. The ratios between the hydrodynamic probes and their Taylor expansions. The ratios are plotted as functions of centrality in PbPb collisions at $\sqrt{s_{NN}} = 5.02$ TeV. The vertical sizes of the open boxes denote systematic uncertainties. Statistical uncertainties are negligible compared to the marker size. Points are plotted at the center of the respective centrality ranges.

Taking into consideration differences in acceptance, the current analysis is consistent with the results of previous analyses [34, 35], although with smaller uncertainties. There is a very good agreement between the distributions obtained by the expressions given on left-hand and right-hand sides of eq. (3.8) and eq. (3.11) in figure 4. This indicates the importance of including higher-order terms in the Taylor expansion of the v_2 generating function.

Figure 5 shows ratios between the left- and right-hand sides of the hydrodynamic probes given by eq. (3.8) (left plot) and eq. (3.11) (right plot) as functions of centrality. The two sides differ by less than 1.3% and 0.3% in the cases of eqs. (3.8) and (3.11), respectively. Thus, based on eqs. (C.2) and (3.10), which differ from the eqs. (3.8) and (3.11) only by the term that is proportional to $(\sigma_y^2 - \sigma_x^2)$, one can conclude that the contribution of this term is quite small and can be neglected.

Figure 6 displays the distributions of the measured standardized skewness γ_1^{exp} , standardized kurtosis γ_2^{exp} , and standardized superskewness γ_3^{exp} as functions of centrality. The distributions of the corrected skewness $\gamma_{1,\text{corr}}^{\text{exp}}$ (upper), corrected kurtosis $\gamma_{2,\text{corr}}^{\text{exp}}$ (middle), and corrected superskewness $\gamma_{3,\text{corr}}^{\text{exp}}$ (lower) are presented with the open blue circles. The systematic uncertainties are generally larger than the statistical ones. The values of the corrected moments in the first analyzed centrality bin (5–10%) are not shown because of the very large systematic uncertainties for this centrality range.

Although with different acceptance and differences in the applied methodology, the obtained results for the experimentally measured standardized skewness are in a fair agreement with the results obtained in ref. [34]. The γ_1^{exp} is negative over the entire analyzed centrality range. This is a consequence of the $v_{2,x}$ distribution having a long tail on the low $v_{2,x}$ side (as shown in figure 1 of ref. [36]). The $v_{2,y}$ distribution is symmetric and thus its skewness is equal to zero. The γ_1^{exp} had been predicted to become more negative as the centrality percentile increases [36]. This measurement confirms the prediction.

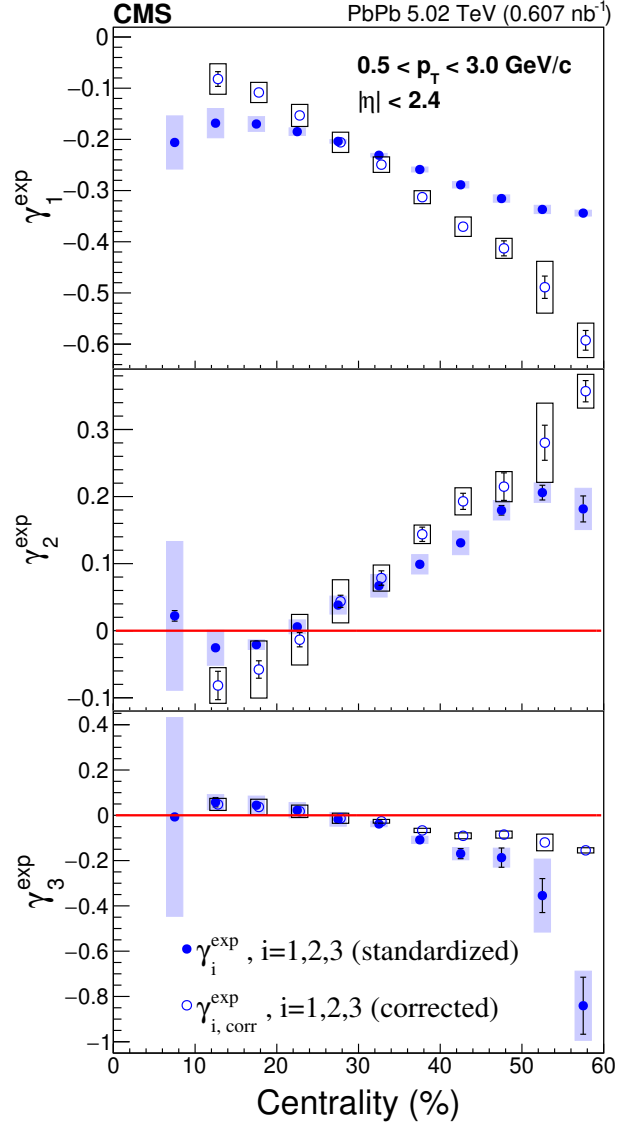


Figure 6. The magnitudes of the measured (closed circles) standardized skewness γ_1^{exp} (upper), standardized kurtosis γ_2^{exp} (middle), and standardized superskewness γ_3^{exp} (lower) as functions of centrality in PbPb collisions at $\sqrt{s_{\text{NN}}} = 5.02$ TeV. The magnitudes of the corrected skewness $\gamma_{1,\text{corr}}^{\text{exp}}$ (upper), corrected kurtosis $\gamma_{2,\text{corr}}^{\text{exp}}$ (middle), and corrected superskewness $\gamma_{3,\text{corr}}^{\text{exp}}$ (lower) are presented with the open circles. The bars (the vertical sizes of the open boxes) denote statistical (systematic) uncertainties. Points are plotted at the center of the respective centrality ranges.

Similarly to the case of the skewness, although with different acceptance and a difference in the applied methodology to obtain the $v_2\{2k\}$ values, the γ_2^{exp} values are in reasonable agreement with the results presented in ref. [42]. The γ_2^{exp} values are positive over nearly the entire analyzed centrality range. The exception is the centrality range of 10–20%. The sign of γ_2^{exp} is driven by the mean eccentricity ϵ_0 , and is predicted to be negative for $\epsilon_0 < 0.28$ and positive for $\epsilon_0 > 0.29$ [42]. Our results are qualitatively in an agreement with this prediction. If the v_2 values were to reflect a purely linear response to the initial-state eccentricity ϵ_2 , the

corresponding kurtosis would equal the kurtosis of the initial ϵ_2 fluctuations. Although a fully linear response is not expected, calculations predict that deviations from a Gaussian behavior for the skewness and kurtosis, although significantly reduced by the hydrodynamic evolution, are still influenced by the early stage hydrodynamics [36, 56].

Except for collisions with centrality less than 25%, where it is either positive or vanishes, the γ_3^{exp} moment is negative, with its absolute magnitude increasing towards more peripheral collisions. This is the first measurement of this moment of the v_2 distribution. Without the superskewness, it would be impossible to describe the centrality dependence observed for the new hydrodynamic probe h_2 .

In addition to the experimental results for the standardized skewness, kurtosis, and superskewness, the corresponding corrected moments are also presented. Except for the superskewness, the corrected skewness and kurtosis have larger slopes with respect to the standardized ones. The corrected moments give additional constraints on models of the initial-state geometry.

7 Summary

The elliptic anisotropy values based on different orders of multiparticle cumulants, $v_2\{2k\}$ ($1 \leq k \leq 5$), are determined as functions of centrality in lead-lead collisions at a center-of-mass energy per nucleon pair of $\sqrt{s_{\text{NN}}} = 5.02$ TeV, with an integrated luminosity of 0.607 nb^{-1} . The $v_2\{10\}$ value is determined for the first time. A fine splitting is observed between the harmonic values based on different cumulant orders, with $v_2\{4\} \gtrsim v_2\{6\} \gtrsim v_2\{8\} \gtrsim v_2\{10\}$. The ordering of the $v_2\{2k\}$ values is consistent with a hydrodynamic evolution of the quark-gluon plasma (QGP). This splitting is attributed to a non-Gaussian behavior in the event-by-event fluctuations of the v_2 distribution, leading to nonzero values of the skewness, kurtosis, and superskewness. The splitting becomes finer as the k value increases, with the difference between the adjacent $v_2\{2k\}$ values decreasing by about an order of magnitude for each increment. The standardized magnitude of the v_2 moments are presented, together with their corrected values, where contributions from higher-order moments (up to the 5th moment) are removed. The large data set of lead-lead collisions collected by the CMS experiment enables a precise measurement of the hydrodynamic probe h_1 as a function of centrality, where $h_1 = (v_2\{6\} - v_2\{8\}) / (v_2\{4\} - v_2\{6\})$. A strong centrality dependence is observed, with values slowly increasing going to more peripheral collisions. This contrasts with an earlier hydrodynamic expectation that had taken the skewness of the initial-state geometry as the main source of non-Gaussian fluctuations. In that case, the ratio was not expected to depend on centrality. Based on the first $v_2\{10\}$ measurements, a new hydrodynamic probe is introduced that gives an even more precise measure of the initial-state geometry assuming a hydrodynamic evolution of the QGP. The new probe, h_2 , defined as $h_2 = (v_2\{8\} - v_2\{10\}) / (v_2\{6\} - v_2\{8\})$, is also found to have a centrality dependence, with a shape similar to the h_1 results. The centrality dependence of both ratios can be understood in terms of the evolving shape of the interaction region with centrality. Based on these results, centrality-dependent moments for the fluctuation-driven event-by-event v_2 distribution are determined, including the skewness, kurtosis and, for the first time,

superskewness. The results provide basic input for a precision test of models that assume a hydrodynamic expansion of the QGP.

Acknowledgments

We congratulate our colleagues in the CERN accelerator departments for the excellent performance of the LHC and thank the technical and administrative staffs at CERN and at other CMS institutes for their contributions to the success of the CMS effort. In addition, we gratefully acknowledge the computing centers and personnel of the Worldwide LHC Computing Grid and other centers for delivering so effectively the computing infrastructure essential to our analyses. Finally, we acknowledge the enduring support for the construction and operation of the LHC, the CMS detector, and the supporting computing infrastructure provided by the following funding agencies: SC (Armenia), BMBWF and FWF (Austria); FNRS and FWO (Belgium); CNPq, CAPES, FAPERJ, FAPERGS, and FAPESP (Brazil); MES and BNSF (Bulgaria); CERN; CAS, MoST, and NSFC (China); MINCIENCIAS (Colombia); MSES and CSF (Croatia); RIF (Cyprus); SENESCYT (Ecuador); MoER, ERC PUT and ERDF (Estonia); Academy of Finland, MEC, and HIP (Finland); CEA and CNRS/IN2P3 (France); SRNSF (Georgia); BMBF, DFG, and HGF (Germany); GSRI (Greece); NKFIH (Hungary); DAE and DST (India); IPM (Iran); SFI (Ireland); INFN (Italy); MSIP and NRF (Republic of Korea); MES (Latvia); LAS (Lithuania); MOE and UM (Malaysia); BUAP, CINVESTAV, CONACYT, LNS, SEP, and UASLP-FAI (Mexico); MOS (Montenegro); MBIE (New Zealand); PAEC (Pakistan); MES and NSC (Poland); FCT (Portugal); MESTD (Serbia); MCIN/AEI and PCTI (Spain); MOSTR (Sri Lanka); Swiss Funding Agencies (Switzerland); MST (Taipei); MHESI and NSTDA (Thailand); TUBITAK and TENMAK (Turkey); NASU (Ukraine); STFC (United Kingdom); DOE and NSF (U.S.A.).

Individuals have received support from the Marie-Curie program and the European Research Council and Horizon 2020 Grant, contract Nos. 675440, 724704, 752730, 758316, 765710, 824093, and COST Action CA16108 (European Union); the Leventis Foundation; the Alfred P. Sloan Foundation; the Alexander von Humboldt Foundation; the Science Committee, project no. 22rl-037 (Armenia); the Belgian Federal Science Policy Office; the Fonds pour la Formation à la Recherche dans l'Industrie et dans l'Agriculture (FRIA-Belgium); the Agentschap voor Innovatie door Wetenschap en Technologie (IWT-Belgium); the F.R.S.-FNRS and FWO (Belgium) under the “Excellence of Science — EOS” — be.h project n. 30820817; the Beijing Municipal Science & Technology Commission, No. Z191100007219010 and Fundamental Research Funds for the Central Universities (China); the Ministry of Education, Youth and Sports (MEYS) of the Czech Republic; the Shota Rustaveli National Science Foundation, grant FR-22-985 (Georgia); the Deutsche Forschungsgemeinschaft (DFG), under Germany’s Excellence Strategy — EXC 2121 “Quantum Universe” — 390833306, and under project number 400140256 — GRK2497; the Hellenic Foundation for Research and Innovation (HFRI), Project Number 2288 (Greece); the Hungarian Academy of Sciences, the New National Excellence Program — ÚNKP, the NKFIH research grants K 124845, K 124850, K 128713, K 128786, K 129058, K 131991, K 133046, K 138136, K 143460, K 143477, 2020-2.2.1-ED-2021-00181, and TKP2021-NKTA-64 (Hungary); the Council of Science and Industrial Research, India; ICSC — National Research Center for High Performance

Computing, Big Data and Quantum Computing, funded by the EU NexGeneration program (Italy); the Latvian Council of Science; the Ministry of Education and Science, project no. 2022/WK/14, and the National Science Center, contracts Opus 2021/41/B/ST2/01369 and 2021/43/B/ST2/01552 (Poland); the Fundação para a Ciência e a Tecnologia, grant CEECIND/01334/2018 (Portugal); the National Priorities Research Program by Qatar National Research Fund; MCIN/AEI/10.13039/501100011033, ERDF “a way of making Europe”, and the Programa Estatal de Fomento de la Investigación Científica y Técnica de Excelencia María de Maeztu, grant MDM-2017-0765 and Programa Severo Ochoa del Principado de Asturias (Spain); the Chulalongkorn Academic into Its 2nd Century Project Advancement Project, and the National Science, Research and Innovation Fund via the Program Management Unit for Human Resources & Institutional Development, Research and Innovation, grant B37G660013 (Thailand); the Kavli Foundation; the Nvidia Corporation; the SuperMicro Corporation; the Welch Foundation, contract C-1845; and the Weston Havens Foundation (U.S.A.).

A Analytic calculation of $v_n\{10\}$ statistical uncertainty

The statistical uncertainty in $v_n\{10\}$ (given by eq. (2.10)) can be expressed analytically using the procedure described in ref. [40]. Based on the experimental $\langle\langle 2m \rangle\rangle$ azimuthal correlations, the $v_n\{10\}$ statistical uncertainty is given by

$$\begin{aligned}
 s^2[v_n\{10\}]4560^2(v_n\{10\})^{18} &= A^2\sigma_{\langle\langle 2 \rangle\rangle}^2 + B^2\sigma_{\langle\langle 4 \rangle\rangle}^2 + C^2\sigma_{\langle\langle 6 \rangle\rangle}^2 + D^2\sigma_{\langle\langle 8 \rangle\rangle}^2 + \sigma_{\langle\langle 10 \rangle\rangle}^2 \\
 &\quad + 2AB\sigma_{\langle\langle 2 \rangle\rangle, \langle\langle 4 \rangle\rangle} + 2AC\sigma_{\langle\langle 2 \rangle\rangle, \langle\langle 6 \rangle\rangle} + 2AD\sigma_{\langle\langle 2 \rangle\rangle, \langle\langle 8 \rangle\rangle} \\
 &\quad + 2A\sigma_{\langle\langle 2 \rangle\rangle, \langle\langle 10 \rangle\rangle} + 2BC\sigma_{\langle\langle 4 \rangle\rangle, \langle\langle 6 \rangle\rangle} + 2BD\sigma_{\langle\langle 4 \rangle\rangle, \langle\langle 8 \rangle\rangle} \\
 &\quad + 2B\sigma_{\langle\langle 4 \rangle\rangle, \langle\langle 10 \rangle\rangle} + 2CD\sigma_{\langle\langle 6 \rangle\rangle, \langle\langle 8 \rangle\rangle} + 2C\sigma_{\langle\langle 6 \rangle\rangle, \langle\langle 10 \rangle\rangle} \\
 &\quad + 2D\sigma_{\langle\langle 8 \rangle\rangle, \langle\langle 10 \rangle\rangle},
 \end{aligned} \tag{A.1}$$

where $\sigma_{\langle\langle 2k \rangle\rangle}^2$, $k = 1, \dots, 5$ and $\sigma_{\langle\langle 2k \rangle\rangle, \langle\langle 2l \rangle\rangle}$, with $k = 1, \dots, 4$ and $l = 2, \dots, 5$ are corresponding variances and covariances, respectively. The coefficients A , B , C , and D are given by

$$\begin{aligned}
 A &= 14400\langle\langle 2 \rangle\rangle^4 - 10800\langle\langle 2 \rangle\rangle^2\langle\langle 4 \rangle\rangle + 800\langle\langle 6 \rangle\rangle\langle\langle 2 \rangle\rangle + 900\langle\langle 4 \rangle\rangle^2 - 25\langle\langle 8 \rangle\rangle, \\
 B &= 1800\langle\langle 4 \rangle\rangle\langle\langle 2 \rangle\rangle - 3600\langle\langle 2 \rangle\rangle^3 - 100\langle\langle 6 \rangle\rangle, \\
 C &= 400\langle\langle 2 \rangle\rangle^2 - 100\langle\langle 4 \rangle\rangle, \quad \text{and} \\
 D &= -25\langle\langle 2 \rangle\rangle.
 \end{aligned} \tag{A.2}$$

B Central moment expansions of $v_2\{2k\}^2$, $v_2\{2k\}^3$, $v_2\{2k\}^4$, and $v_2\{2k\}^5$

To obtain expressions for the hydrodynamic probes and the standardized and corrected moments in terms of the measured $v_2\{2k\}$ values, it is necessary to express different powers of the cumulant $v_2\{2k\}$ values in terms of the central moments. This appendix shows the needed expressions for $v_2\{2k\}^2$, $v_2\{2k\}^3$, $v_2\{2k\}^4$, and $v_2\{2k\}^5$. The expressions only extend to the fifth central moments.

For $v_2\{2k\}^2$:

$$\begin{aligned}
 v_2\{4\}^2 &\approx \bar{v}_2^2 + (\sigma_y^2 - \sigma_x^2) - \frac{2s_{30} + 2s_{12}}{\bar{v}_2} - \frac{\kappa_{40} + 2\kappa_{22} + \kappa_{04}}{2\bar{v}_2^2} \\
 &\quad - \frac{(\sigma_y^2 - \sigma_x^2)^2}{\bar{v}_2^2} + \frac{2(\sigma_y^2 - \sigma_x^2)(s_{30} + s_{12})}{\bar{v}_2^3}, \\
 v_2\{6\}^2 &\approx \bar{v}_2^2 + (\sigma_y^2 - \sigma_x^2) - \frac{4s_{30} + 6s_{12}}{3\bar{v}_2} + \frac{\kappa_{40} - \kappa_{04}}{2\bar{v}_2^2} \\
 &\quad - \frac{(\sigma_y^2 - \sigma_x^2)^2}{\bar{v}_2^2} + \frac{p_{50} + 2p_{32} + p_{14}}{2\bar{v}_2^3} + \frac{(\sigma_y^2 - \sigma_x^2)(\frac{2}{3}s_{30} + 4s_{12})}{\bar{v}_2^3}, \\
 v_2\{8\}^2 &\approx \bar{v}_2^2 + (\sigma_y^2 - \sigma_x^2) - \frac{14s_{30} + 22s_{12}}{11\bar{v}_2} + \frac{\frac{31}{33}\kappa_{40} + \frac{2}{11}\kappa_{22} - \kappa_{04}}{2\bar{v}_2^2} \\
 &\quad - \frac{(\sigma_y^2 - \sigma_x^2)^2}{\bar{v}_2^2} + \frac{10p_{50} + 28p_{32} + 18p_{14}}{33\bar{v}_2^3} + \frac{(\sigma_y^2 - \sigma_x^2)(6s_{30} + 46s_{12})}{11\bar{v}_2^3}, \quad \text{and} \\
 v_2\{10\}^2 &\approx \bar{v}_2^2 + (\sigma_y^2 - \sigma_x^2) - \frac{24s_{30} + 38s_{12}}{19\bar{v}_2} + \frac{\frac{53}{19}\kappa_{40} + \frac{12}{19}\kappa_{22} - 3\kappa_{04}}{6\bar{v}_2^2} \\
 &\quad - \frac{(\sigma_y^2 - \sigma_x^2)^2}{\bar{v}_2^2} + \frac{\frac{163}{30}p_{50} + \frac{47}{3}p_{32} + \frac{21}{2}p_{14}}{19\bar{v}_2^3} + \frac{(\sigma_y^2 - \sigma_x^2)(10s_{30} + 80s_{12})}{19\bar{v}_2^3}.
 \end{aligned} \tag{B.1}$$

For $v_2\{2k\}^3$:

$$\begin{aligned}
 v_2\{4\}^3 &\approx \bar{v}_2^3 + \frac{3\bar{v}_2(\sigma_y^2 - \sigma_x^2)}{2} - (3s_{30} + 3s_{12}) - \frac{3\kappa_{40} + 6\kappa_{22} + 3\kappa_{04}}{4\bar{v}_2} \\
 &\quad - \frac{9(\sigma_y^2 - \sigma_x^2)^2}{8\bar{v}_2} + \frac{3(\sigma_y^2 - \sigma_x^2)(s_{30} + s_{12})}{2\bar{v}_2^2}, \\
 v_2\{6\}^3 &\approx \bar{v}_2^3 + \frac{3\bar{v}_2(\sigma_y^2 - \sigma_x^2)}{2} - (2s_{30} + 3s_{12}) - \frac{-3\kappa_{40} + 3\kappa_{04}}{4\bar{v}_2} \\
 &\quad - \frac{9(\sigma_y^2 - \sigma_x^2)^2}{8\bar{v}_2} + \frac{3p_{50} + 6p_{32} + 3p_{14}}{4\bar{v}_2^2} + \frac{9(\sigma_y^2 - \sigma_x^2)s_{12}}{2\bar{v}_2^2}, \\
 v_2\{8\}^3 &\approx \bar{v}_2^3 + \frac{3\bar{v}_2(\sigma_y^2 - \sigma_x^2)}{2} - \left(\frac{21}{11}s_{30} + 3s_{12}\right) - \frac{-\frac{31}{11}\kappa_{40} - \frac{6}{11}\kappa_{22} + 3\kappa_{04}}{4\bar{v}_2} \\
 &\quad - \frac{9(\sigma_y^2 - \sigma_x^2)^2}{8\bar{v}_2} + \frac{\frac{20}{11}p_{50} + \frac{56}{11}p_{32} + \frac{36}{11}p_{14}}{4\bar{v}_2^2} + \frac{(\sigma_y^2 - \sigma_x^2)(\frac{-3}{11}s_{30} + \frac{105}{11}s_{12})}{2\bar{v}_2^2}, \quad \text{and} \\
 v_2\{10\}^3 &\approx \bar{v}_2^3 + \frac{3\bar{v}_2(\sigma_y^2 - \sigma_x^2)}{2} - \left(\frac{36}{19}s_{30} + 3s_{12}\right) - \frac{-\frac{53}{19}\kappa_{40} - \frac{12}{19}\kappa_{22} + 3\kappa_{04}}{4\bar{v}_2} \\
 &\quad - \frac{9(\sigma_y^2 - \sigma_x^2)^2}{8\bar{v}_2} + \frac{\frac{163}{95}p_{50} + \frac{94}{19}p_{32} + \frac{63}{19}p_{14}}{4\bar{v}_2^2} + \frac{(\sigma_y^2 - \sigma_x^2)(\frac{-6}{19}s_{30} + \frac{183}{19}s_{12})}{2\bar{v}_2^2}.
 \end{aligned} \tag{B.2}$$

For $v_2\{2k\}^4$:

$$\begin{aligned}
 v_2\{4\}^4 &\approx \bar{v}_2^4 + 2\bar{v}_2^2(\sigma_y^2 - \sigma_x^2) - 4\bar{v}_2(s_{30} + s_{12}) - (\kappa_{40} + 2\kappa_{22} + \kappa_{04}) \\
 &\quad - (\sigma_y^2 - \sigma_x^2)^2, \\
 v_2\{6\}^4 &\approx \bar{v}_2^4 + 2\bar{v}_2^2(\sigma_y^2 - \sigma_x^2) - 4\bar{v}_2\left(\frac{2}{3}s_{30} + s_{12}\right) + (\kappa_{40} - \kappa_{04}) \\
 &\quad - (\sigma_y^2 - \sigma_x^2)^2 + \frac{p_{50} + 2p_{32} + p_{14}}{\bar{v}_2} - \frac{(\sigma_y^2 - \sigma_x^2)(\frac{4}{3}s_{30} - 4s_{12})}{\bar{v}_2}, \\
 v_2\{8\}^4 &\approx \bar{v}_2^4 + 2\bar{v}_2^2(\sigma_y^2 - \sigma_x^2) - \bar{v}_2\left(\frac{28}{11}s_{30} + 4s_{12}\right) + \left(\frac{31}{30}\kappa_{40} + \frac{2}{11}\kappa_{22} - \kappa_{04}\right) \\
 &\quad - (\sigma_y^2 - \sigma_x^2)^2 + \frac{\frac{20}{33}p_{50} + \frac{56}{33}p_{32} + \frac{12}{11}p_{14}}{\bar{v}_2} - \frac{(\sigma_y^2 - \sigma_x^2)(\frac{16}{11}s_{30} - \frac{48}{11}s_{12})}{\bar{v}_2}, \quad \text{and} \\
 v_2\{10\}^4 &\approx \bar{v}_2^4 + 2\bar{v}_2^2(\sigma_y^2 - \sigma_x^2) - \bar{v}_2\left(\frac{48}{19}s_{30} + 4s_{12}\right) + \left(\frac{53}{57}\kappa_{40} + \frac{4}{19}\kappa_{22} - \kappa_{04}\right) \\
 &\quad - (\sigma_y^2 - \sigma_x^2)^2 + \frac{\frac{163}{285}p_{50} + \frac{94}{57}p_{32} + \frac{21}{19}p_{14}}{\bar{v}_2} - \frac{(\sigma_y^2 - \sigma_x^2)(\frac{28}{19}s_{30} - \frac{84}{19}s_{12})}{\bar{v}_2}.
 \end{aligned} \tag{B.3}$$

Finally, for $v_2\{2k\}^5$:

$$\begin{aligned}
 v_2\{4\}^5 &\approx \bar{v}_2^5 + \frac{5}{2}\bar{v}_2^3(\sigma_y^2 - \sigma_x^2) - \bar{v}_2^2(5s_{30} + 5s_{12}) - \frac{5}{4}\bar{v}_2(\kappa_{40} + 2\kappa_{22} + \kappa_{04}) \\
 &\quad - \frac{5}{8}\bar{v}_2(\sigma_y^2 - \sigma_x^2)^2 - (\sigma_y^2 - \sigma_x^2)\left(\frac{5}{2}s_{30} + \frac{5}{2}s_{12}\right), \\
 v_2\{6\}^5 &\approx \bar{v}_2^5 + \frac{5}{2}\bar{v}_2^3(\sigma_y^2 - \sigma_x^2) - \bar{v}_2^2\left(\frac{10}{3}s_{30} + 5s_{12}\right) + \frac{5}{4}\bar{v}_2(\kappa_{40} - \kappa_{04}) \\
 &\quad - \frac{5}{8}\bar{v}_2(\sigma_y^2 - \sigma_x^2)^2 + \frac{5}{4}(p_{50} + 2p_{32} + p_{14}) - (\sigma_y^2 - \sigma_x^2)\left(\frac{10}{3}s_{30} - \frac{5}{2}s_{12}\right), \\
 v_2\{8\}^5 &\approx \bar{v}_2^5 + \frac{5}{2}\bar{v}_2^3(\sigma_y^2 - \sigma_x^2) - \bar{v}_2^2\left(\frac{35}{11}s_{30} + 5s_{12}\right) + \bar{v}_2\left(\frac{155}{132}\kappa_{40} + \frac{5}{22}\kappa_{22} - \frac{5}{4}\kappa_{04}\right) \\
 &\quad - \frac{5}{8}\bar{v}_2(\sigma_y^2 - \sigma_x^2)^2 + \left(\frac{25}{33}p_{50} + \frac{70}{33}p_{32} + \frac{15}{11}p_{14}\right) - (\sigma_y^2 - \sigma_x^2)\left(\frac{75}{22}s_{30} - \frac{65}{22}s_{12}\right), \quad \text{and} \\
 v_2\{10\}^5 &\approx \bar{v}_2^5 + \frac{5}{2}\bar{v}_2^3(\sigma_y^2 - \sigma_x^2) - \bar{v}_2^2\left(\frac{60}{19}s_{30} + 5s_{12}\right) + \bar{v}_2\left(\frac{265}{228}\kappa_{40} + \frac{5}{19}\kappa_{22} - \frac{5}{4}\kappa_{04}\right) \\
 &\quad - \frac{5}{8}\bar{v}_2(\sigma_y^2 - \sigma_x^2)^2 + \left(\frac{163}{228}p_{50} + \frac{235}{114}p_{32} + \frac{105}{76}p_{14}\right) - (\sigma_y^2 - \sigma_x^2)\left(\frac{65}{19}s_{30} - \frac{115}{38}s_{12}\right).
 \end{aligned} \tag{B.4}$$

C Expanding the h_1 hydrodynamic probe to include terms up to the fifth central moment

The hydrodynamic probe, h_1 , was introduced in ref. [36], but in this earlier reference its Taylor expansion was only shown to the 3rd moment of the (v_x, v_y) distribution. If none of the terms from eqs. (3.3)–(3.5) are neglected, the right-hand side of eq. (3.7) becomes

$$\frac{v_2\{6\} - v_2\{8\}}{v_2\{4\} - v_2\{6\}} \approx \frac{1}{11} \left(1 - \frac{4\kappa_{40} + \frac{8(p_{50} + p_{32})}{\bar{v}_2}}{2\bar{v}_2 s_{30} + 3(\kappa_{40} + \kappa_{22}) + \frac{3(p_{50} + 2p_{32} + p_{14}) - 2(\sigma_y^2 - \sigma_x^2)(5s_{30} - 6s_{12})}{2\bar{v}_2}} \right). \tag{C.1}$$

Without neglecting any terms in eq. (B.1), the full relationship corresponding to eq. (3.8) is

$$\frac{v_2\{6\} - v_2\{8\}}{v_2\{4\} - v_2\{6\}} \approx \frac{1}{11} - \frac{1}{11} \frac{v_2\{4\}^2 - 12v_2\{6\}^2 + 11v_2\{8\}^2}{v_2\{4\}^2 - v_2\{6\}^2 + \frac{(\sigma_y^2 - \sigma_x^2)s_{30}}{3\bar{v}_2^3}}. \quad (\text{C.2})$$

D Validity of the conditions given by eq. (4.7)

Moments of the elliptic-power distribution are obtained in ref. [43]:

$$\begin{aligned} \langle \epsilon_{n,x}^{2k} \epsilon_{n,y}^{2l} \rangle &= X_{2k} {}_3\tilde{F}_2\left(k + \frac{1}{2}, \alpha + 1, \alpha + \frac{1}{2}; \frac{1}{2}, 1 + l + k + \alpha; \epsilon_0^2\right), \quad \text{and} \\ \langle \epsilon_{n,x}^{2k+1} \epsilon_{n,y}^{2l} \rangle &= \epsilon_0 X_{2k+1} {}_3\tilde{F}_2\left(k + \frac{3}{2}, \alpha + 1, \alpha + \frac{3}{2}; \frac{3}{2}, 2 + l + k + \alpha; \epsilon_0^2\right), \end{aligned} \quad (\text{D.1})$$

where

$$\begin{aligned} X_{2k} &= \frac{\alpha}{\sqrt{\pi}} (1 - \epsilon_0^2)^{\alpha+1/2} \Gamma(\alpha) \Gamma\left(k + \frac{1}{2}\right) \Gamma\left(l + \frac{1}{2}\right), \quad \text{and} \\ X_{2k+1} &= \frac{\alpha(1 + 2\alpha)}{2\sqrt{\pi}} (1 - \epsilon_0^2)^{\alpha+1/2} \Gamma(\alpha) \Gamma\left(k + \frac{3}{2}\right) \Gamma\left(l + \frac{1}{2}\right), \end{aligned} \quad (\text{D.2})$$

and ${}_3\tilde{F}_2$ is the regularized hypergeometric function. For the case when the ellipticity parameter tends to zero, $\epsilon_0 \rightarrow 0$, the upper formulas give the following ratios between moments of the initial anisotropy distribution:

$$\begin{aligned} \frac{\langle \epsilon_{n,x}^1 \epsilon_{n,y}^2 \rangle}{\langle \epsilon_{n,x}^3 \epsilon_{n,y}^0 \rangle} &= \frac{\Gamma(\frac{3}{2})\Gamma(\frac{3}{2})}{\Gamma(\frac{5}{2})\Gamma(\frac{1}{2})} = \frac{1}{3}, \\ \frac{\langle \epsilon_{n,x}^2 \epsilon_{n,y}^2 \rangle}{\langle \epsilon_{n,x}^4 \epsilon_{n,y}^0 \rangle} &= \frac{\Gamma(\frac{3}{2})\Gamma(\frac{3}{2})}{\Gamma(\frac{5}{2})\Gamma(\frac{1}{2})} = \frac{1}{3}, \quad \text{and} \\ \frac{\langle \epsilon_{n,x}^1 \epsilon_{n,y}^4 \rangle}{\langle \epsilon_{n,x}^5 \epsilon_{n,y}^0 \rangle} &= \frac{\langle \epsilon_{n,x}^3 \epsilon_{n,y}^2 \rangle}{\langle \epsilon_{n,x}^5 \epsilon_{n,y}^0 \rangle} = \frac{\Gamma(\frac{5}{2})\Gamma(\frac{3}{2})}{\Gamma(\frac{7}{2})\Gamma(\frac{1}{2})} = \frac{1}{5}. \end{aligned} \quad (\text{D.3})$$

By assuming linear response between the flow and the initial anisotropy, the relations given by eq. (D.3) are also well satisfied for the corresponding moments of the v_n distribution. Furthermore, these relations are considerably transferred to relations between the corresponding central moments of the v_n distribution given by eq. (4.7). We tested these conditions numerically and found that they are satisfied to a reasonable degree in the range of the eccentricity parameter $\epsilon_0 \leq 0.15$.

Open Access. This article is distributed under the terms of the Creative Commons Attribution License ([CC-BY4.0](https://creativecommons.org/licenses/by/4.0/)), which permits any use, distribution and reproduction in any medium, provided the original author(s) and source are credited.

References

- [1] BRAHMS collaboration, *Quark gluon plasma and color glass condensate at RHIC? The perspective from the BRAHMS experiment*, *Nucl. Phys. A* **757** (2005) 1 [[nucl-ex/0410020](#)] [[INSPIRE](#)].
- [2] PHOBOS collaboration, *The PHOBOS perspective on discoveries at RHIC*, *Nucl. Phys. A* **757** (2005) 28 [[nucl-ex/0410022](#)] [[INSPIRE](#)].

- [3] STAR collaboration, *Experimental and theoretical challenges in the search for the quark gluon plasma: the STAR collaboration's critical assessment of the evidence from RHIC collisions*, *Nucl. Phys. A* **757** (2005) 102 [[nucl-ex/0501009](#)] [[INSPIRE](#)].
- [4] PHENIX collaboration, *Formation of dense partonic matter in relativistic nucleus-nucleus collisions at RHIC: experimental evaluation by the PHENIX collaboration*, *Nucl. Phys. A* **757** (2005) 184 [[nucl-ex/0410003](#)] [[INSPIRE](#)].
- [5] CMS collaboration, *Evidence for collectivity in pp collisions at the LHC*, *Phys. Lett. B* **765** (2017) 193 [[arXiv:1606.06198](#)] [[INSPIRE](#)].
- [6] CMS collaboration, *Multiplicity and transverse momentum dependence of two- and four-particle correlations in pPb and PbPb collisions*, *Phys. Lett. B* **724** (2013) 213 [[arXiv:1305.0609](#)] [[INSPIRE](#)].
- [7] ALICE collaboration, *Elliptic flow of charged particles in Pb-Pb collisions at 2.76 TeV*, *Phys. Rev. Lett.* **105** (2010) 252302 [[arXiv:1011.3914](#)] [[INSPIRE](#)].
- [8] ALICE collaboration, *Higher harmonic anisotropic flow measurements of charged particles in Pb-Pb collisions at $\sqrt{s_{NN}} = 2.76$ TeV*, *Phys. Rev. Lett.* **107** (2011) 032301 [[arXiv:1105.3865](#)] [[INSPIRE](#)].
- [9] ALICE collaboration, *Elliptic flow of identified hadrons in Pb-Pb collisions at $\sqrt{s_{NN}} = 2.76$ TeV*, *JHEP* **06** (2015) 190 [[arXiv:1405.4632](#)] [[INSPIRE](#)].
- [10] ALICE collaboration, *Anisotropic flow of charged particles in Pb-Pb collisions at $\sqrt{s_{NN}} = 5.02$ TeV*, *Phys. Rev. Lett.* **116** (2016) 132302 [[arXiv:1602.01119](#)] [[INSPIRE](#)].
- [11] ATLAS collaboration, *Measurement of the pseudorapidity and transverse momentum dependence of the elliptic flow of charged particles in lead-lead collisions at $\sqrt{s_{NN}} = 2.76$ TeV with the ATLAS detector*, *Phys. Lett. B* **707** (2012) 330 [[arXiv:1108.6018](#)] [[INSPIRE](#)].
- [12] ATLAS collaboration, *Measurement of the azimuthal anisotropy for charged particle production in $\sqrt{s_{NN}} = 2.76$ TeV lead-lead collisions with the ATLAS detector*, *Phys. Rev. C* **86** (2012) 014907 [[arXiv:1203.3087](#)] [[INSPIRE](#)].
- [13] ATLAS collaboration, *Measurement of the distributions of event-by-event flow harmonics in lead-lead collisions at $\sqrt{s} = 2.76$ TeV with the ATLAS detector at the LHC*, *JHEP* **11** (2013) 183 [[arXiv:1305.2942](#)] [[INSPIRE](#)].
- [14] CMS collaboration, *Centrality dependence of dihadron correlations and azimuthal anisotropy harmonics in PbPb collisions at $\sqrt{s_{NN}} = 2.76$ TeV*, *Eur. Phys. J. C* **72** (2012) 2012 [[arXiv:1201.3158](#)] [[INSPIRE](#)].
- [15] CMS collaboration, *Measurement of the elliptic anisotropy of charged particles produced in PbPb collisions at $\sqrt{s_{NN}} = 2.76$ TeV*, *Phys. Rev. C* **87** (2013) 014902 [[arXiv:1204.1409](#)] [[INSPIRE](#)].
- [16] CMS collaboration, *Measurement of higher-order harmonic azimuthal anisotropy in PbPb collisions at $\sqrt{s_{NN}} = 2.76$ TeV*, *Phys. Rev. C* **89** (2014) 044906 [[arXiv:1310.8651](#)] [[INSPIRE](#)].
- [17] CMS collaboration, *Studies of azimuthal dihadron correlations in ultra-central PbPb collisions at $\sqrt{s_{NN}} = 2.76$ TeV*, *JHEP* **02** (2014) 088 [[arXiv:1312.1845](#)] [[INSPIRE](#)].
- [18] CMS collaboration, *Evidence for transverse momentum and pseudorapidity dependent event plane fluctuations in PbPb and pPb collisions*, *Phys. Rev. C* **92** (2015) 034911 [[arXiv:1503.01692](#)] [[INSPIRE](#)].
- [19] CMS collaboration, *Principal-component analysis of two-particle azimuthal correlations in PbPb and pPb collisions at CMS*, *Phys. Rev. C* **96** (2017) 064902 [[arXiv:1708.07113](#)] [[INSPIRE](#)].

- [20] PHOBOS collaboration, *System size, energy, pseudorapidity, and centrality dependence of elliptic flow*, *Phys. Rev. Lett.* **98** (2007) 242302 [[nucl-ex/0610037](#)] [[INSPIRE](#)].
- [21] PHOBOS collaboration, *Importance of correlations and fluctuations on the initial source eccentricity in high-energy nucleus-nucleus collisions*, *Phys. Rev. C* **77** (2008) 014906 [[arXiv:0711.3724](#)] [[INSPIRE](#)].
- [22] B. Alver and G. Roland, *Collision geometry fluctuations and triangular flow in heavy-ion collisions*, *Phys. Rev. C* **81** (2010) 054905 [Erratum *ibid.* **82** (2010) 039903] [[arXiv:1003.0194](#)] [[INSPIRE](#)].
- [23] R.S. Bhalerao, M. Luzum and J.-Y. Ollitrault, *Determining initial-state fluctuations from flow measurements in heavy-ion collisions*, *Phys. Rev. C* **84** (2011) 034910 [[arXiv:1104.4740](#)] [[INSPIRE](#)].
- [24] E. Retinskaya, M. Luzum and J.-Y. Ollitrault, *Constraining models of initial conditions with elliptic and triangular flow data*, *Phys. Rev. C* **89** (2014) 014902 [[arXiv:1311.5339](#)] [[INSPIRE](#)].
- [25] G. Giacalone, J. Noronha-Hostler and J.-Y. Ollitrault, *Relative flow fluctuations as a probe of initial state fluctuations*, *Phys. Rev. C* **95** (2017) 054910 [[arXiv:1702.01730](#)] [[INSPIRE](#)].
- [26] S. Voloshin and Y. Zhang, *Flow study in relativistic nuclear collisions by Fourier expansion of azimuthal particle distributions*, *Z. Phys. C* **70** (1996) 665 [[hep-ph/9407282](#)] [[INSPIRE](#)].
- [27] J.-Y. Ollitrault, *Determination of the reaction plane in ultrarelativistic nuclear collisions*, *Phys. Rev. D* **48** (1993) 1132 [[hep-ph/9303247](#)] [[INSPIRE](#)].
- [28] A.M. Poskanzer and S.A. Voloshin, *Methods for analyzing anisotropic flow in relativistic nuclear collisions*, *Phys. Rev. C* **58** (1998) 1671 [[nucl-ex/9805001](#)] [[INSPIRE](#)].
- [29] N. Borghini, P.M. Dinh and J.-Y. Ollitrault, *A new method for measuring azimuthal distributions in nucleus-nucleus collisions*, *Phys. Rev. C* **63** (2001) 054906 [[nucl-th/0007063](#)] [[INSPIRE](#)].
- [30] N. Borghini, P.M. Dinh and J.-Y. Ollitrault, *Flow analysis from multiparticle azimuthal correlations*, *Phys. Rev. C* **64** (2001) 054901 [[nucl-th/0105040](#)] [[INSPIRE](#)].
- [31] L. Yan, J.-Y. Ollitrault and A.M. Poskanzer, *Azimuthal anisotropy distributions in high-energy collisions*, *Phys. Lett. B* **742** (2015) 290 [[arXiv:1408.0921](#)] [[INSPIRE](#)].
- [32] A. Bilandzic, R. Snellings and S. Voloshin, *Flow analysis with cumulants: direct calculations*, *Phys. Rev. C* **83** (2011) 044913 [[arXiv:1010.0233](#)] [[INSPIRE](#)].
- [33] S.A. Voloshin, A.M. Poskanzer, A. Tang and G. Wang, *Elliptic flow in the Gaussian model of eccentricity fluctuations*, *Phys. Lett. B* **659** (2008) 537 [[arXiv:0708.0800](#)] [[INSPIRE](#)].
- [34] CMS collaboration, *Non-Gaussian elliptic-flow fluctuations in PbPb collisions at $\sqrt{s_{NN}} = 5.02$ TeV*, *Phys. Lett. B* **789** (2019) 643 [[arXiv:1711.05594](#)] [[INSPIRE](#)].
- [35] ALICE collaboration, *Energy dependence and fluctuations of anisotropic flow in Pb-Pb collisions at $\sqrt{s_{NN}} = 5.02$ and 2.76 TeV*, *JHEP* **07** (2018) 103 [[arXiv:1804.02944](#)] [[INSPIRE](#)].
- [36] G. Giacalone, L. Yan, J. Noronha-Hostler and J.-Y. Ollitrault, *Skewness of elliptic flow fluctuations*, *Phys. Rev. C* **95** (2017) 014913 [[arXiv:1608.01823](#)] [[INSPIRE](#)].
- [37] M.L. Miller, K. Reygers, S.J. Sanders and P. Steinberg, *Glauber modeling in high energy nuclear collisions*, *Ann. Rev. Nucl. Part. Sci.* **57** (2007) 205 [[nucl-ex/0701025](#)] [[INSPIRE](#)].
- [38] *HEPData record for this analysis*, CMS-HIN-21-010-005, CERN, Geneva, Switzerland (2023) [[DOI:10.17182/hepdata.132638](#)].




















- [39] A. Bilandzic, *Anisotropic flow measurements in ALICE at the Large Hadron Collider*, Ph.D. thesis, Utrecht U., Utrecht, The Netherlands (2012) [[INSPIRE](#)].
- [40] L. Nadderd, J. Milosevic and F. Wang, *Statistical uncertainties of the $v_n\{2k\}$ harmonics from Q cumulants*, *Phys. Rev. C* **104** (2021) 034906 [[arXiv:2104.00588](#)] [[INSPIRE](#)].
- [41] S. Wang et al., *Measurement of collective flow in heavy ion collisions using particle pair correlations*, *Phys. Rev. C* **44** (1991) 1091 [[INSPIRE](#)].
- [42] R.S. Bhalerao, G. Giacalone and J.-Y. Ollitrault, *Kurtosis of elliptic flow fluctuations*, *Phys. Rev. C* **99** (2019) 014907 [[arXiv:1811.00837](#)] [[INSPIRE](#)].
- [43] L. Yan, J.-Y. Ollitrault and A.M. Poskanzer, *Eccentricity distributions in nucleus-nucleus collisions*, *Phys. Rev. C* **90** (2014) 024903 [[arXiv:1405.6595](#)] [[INSPIRE](#)].
- [44] CMS collaboration, *The CMS experiment at the CERN LHC*, 2008 *JINST* **3** S08004 [[INSPIRE](#)].
- [45] CMS collaboration, *Performance of the CMS level-1 trigger in proton-proton collisions at $\sqrt{s} = 13$ TeV*, 2020 *JINST* **15** P10017 [[arXiv:2006.10165](#)] [[INSPIRE](#)].
- [46] CMS collaboration, *The CMS trigger system*, 2017 *JINST* **12** P01020 [[arXiv:1609.02366](#)] [[INSPIRE](#)].
- [47] CMS collaboration, *Precision luminosity measurement in proton-proton collisions at $\sqrt{s} = 13$ TeV in 2015 and 2016 at CMS*, *Eur. Phys. J. C* **81** (2021) 800 [[arXiv:2104.01927](#)] [[INSPIRE](#)].
- [48] CMS collaboration, *CMS luminosity measurement using nucleus-nucleus collisions at $\sqrt{s_{NN}} = 5.02$ TeV in 2018*, CMS-PAS-LUM-18-001, CERN, Geneva, Switzerland (2022) [[INSPIRE](#)].
- [49] CMS collaboration, *Charged-particle nuclear modification factors in PbPb and pPb collisions at $\sqrt{s_{NN}} = 5.02$ TeV*, *JHEP* **04** (2017) 039 [[arXiv:1611.01664](#)] [[INSPIRE](#)].
- [50] CMS collaboration, *Observation and studies of jet quenching in PbPb collisions at nucleon-nucleon center-of-mass energy $\sqrt{s_{NN}} = 2.76$ TeV*, *Phys. Rev. C* **84** (2011) 024906 [[arXiv:1102.1957](#)] [[INSPIRE](#)].
- [51] I.P. Lokhtin and A.M. Snigirev, *A model of jet quenching in ultrarelativistic heavy ion collisions and high- p_T hadron spectra at RHIC*, *Eur. Phys. J. C* **45** (2006) 211 [[hep-ph/0506189](#)] [[INSPIRE](#)].
- [52] CMS collaboration, *Description and performance of track and primary-vertex reconstruction with the CMS tracker*, 2014 *JINST* **9** P10009 [[arXiv:1405.6569](#)] [[INSPIRE](#)].
- [53] GEANT4 collaboration, *GEANT4 — a simulation toolkit*, *Nucl. Instrum. Meth. A* **506** (2003) 250 [[INSPIRE](#)].
- [54] CMS collaboration, *Constraints on the initial state of Pb-Pb collisions via measurements of Z -boson yields and azimuthal anisotropy at $\sqrt{s_{NN}} = 5.02$ TeV*, *Phys. Rev. Lett.* **127** (2021) 102002 [[arXiv:2103.14089](#)] [[INSPIRE](#)].
- [55] CMS collaboration, *Strange hadron collectivity in pPb and PbPb collisions*, *JHEP* **05** (2023) 007 [[arXiv:2205.00080](#)] [[INSPIRE](#)].
- [56] N. Abbasi, D. Allahbakhshi, A. Davody and S.F. Taghavi, *Standardized cumulants of flow harmonic fluctuations*, *Phys. Rev. C* **98** (2018) 024906 [[arXiv:1704.06295](#)] [[INSPIRE](#)].

The CMS collaboration

Yerevan Physics Institute, Yerevan, Armenia

A. Tumasyan 













Institut für Hochenergiephysik, Vienna, Austria

W. Adam , J.W. Andrejkovic, T. Bergauer , S. Chatterjee , K. Damanakis , M. Dragicevic ,
A. Escalante Del Valle , P.S. Hussain , M. Jeitler ¹, N. Krammer , L. Lechner , D. Liko ,
I. Mikulec , P. Paulitsch, F.M. Pitters, J. Schieck ¹, R. Schöfbeck , D. Schwarz ,
M. Sonawane , S. Templ , W. Waltenberger , C.-E. Wulz ¹







Universiteit Antwerpen, Antwerpen, Belgium

M.R. Darwish ², T. Janssen , T. Kello ³, H. Rejeb Sfar, P. Van Mechelen 








Vrije Universiteit Brussel, Brussel, Belgium

E.S. Bols , J. D'Hondt , A. De Moor , M. Delcourt , H. El Faham , S. Lowette ,
S. Moortgat , A. Morton , D. Müller , A.R. Sahasransu , S. Tavernier , W. Van Doninck,
D. Vannerom 
















Université Libre de Bruxelles, Bruxelles, Belgium

B. Clerbaux , G. De Lentdecker , L. Favart , D. Hohov , J. Jaramillo , K. Lee ,
M. Mahdavihorrani , I. Makarenko , A. Malara , S. Paredes , L. Pétré , N. Postiau,
L. Thomas , M. Vanden Bemden , C. Vander Velde , P. Vanlaer 

Ghent University, Ghent, Belgium

D. Dobur , J. Knolle , L. Lambrecht , G. Mestdach, C. Rendón, A. Samalan, K. Skovpen ,
M. Tytgat , N. Van Den Bossche , B. Vermassen, L. Wezenbeek 





















Université Catholique de Louvain, Louvain-la-Neuve, Belgium

A. Benecke , G. Bruno , F. Bury , C. Caputo , P. David , C. Delaere , I.S. Donertas ,
A. Giammanco , K. Jaffel , Sa. Jain , V. Lemaitre, K. Mondal , A. Taliercio , T.T. Tran ,
P. Vischia , S. Wertz 








Centro Brasileiro de Pesquisas Físicas, Rio de Janeiro, Brazil

G.A. Alves , E. Coelho , C. Hensel , A. Moraes , P. Rebello Teles 

Universidade do Estado do Rio de Janeiro, Rio de Janeiro, Brazil

W.L. Aldá Júnior , M. Alves Gallo Pereira , M. Barroso Ferreira Filho ,
H. Brandao Malbouisson , W. Carvalho , J. Chinellato⁴, E.M. Da Costa , G.G. Da Silveira ⁵,
D. De Jesus Damiao , V. Dos Santos Sousa , S. Fonseca De Souza , J. Martins ⁶,
C. Mora Herrera , K. Mota Amarilo , L. Mundim , H. Nogima , A. Santoro ,
S.M. Silva Do Amaral , A. Sznajder , M. Thiel , A. Vilela Pereira 

Universidade Estadual Paulista, Universidade Federal do ABC, São Paulo, Brazil

C.A. Bernardes ⁵, L. Calligaris , T.R. Fernandez Perez Tomei , E.M. Gregores ,
P.G. Mercadante , S.F. Novaes , Sandra S. Padula 

Institute for Nuclear Research and Nuclear Energy, Bulgarian Academy of Sciences, Sofia, Bulgaria

A. Aleksandrov , G. Antchev , R. Hadjiiska , P. Iaydjiev , M. Misheva , M. Rodozov, M. Shopova , G. Sultanov 

University of Sofia, Sofia, Bulgaria

A. Dimitrov , T. Ivanov , L. Litov , B. Pavlov , P. Petkov , A. Petrov , E. Shumka 





Instituto De Alta Investigación, Universidad de Tarapacá, Casilla 7 D, Arica, Chile

S. Thakur 
















Beihang University, Beijing, China

T. Cheng , T. Javaid ⁷, M. Mittal , L. Yuan 











Department of Physics, Tsinghua University, Beijing, China

M. Ahmad , G. Bauer⁸, Z. Hu , S. Lezki , K. Yi ^{8,9}

Institute of High Energy Physics, Beijing, China

G.M. Chen ⁷, H.S. Chen ⁷, M. Chen ⁷, F. Iemmi , C.H. Jiang, A. Kapoor , H. Liao , Z.-A. Liu ¹⁰, V. Milosevic , F. Monti , R. Sharma , J. Tao , J. Thomas-Wilsker , J. Wang , H. Zhang , J. Zhao 

State Key Laboratory of Nuclear Physics and Technology, Peking University, Beijing, China

A. Agapitos , Y. An , Y. Ban , A. Levin , C. Li , Q. Li , X. Lyu, Y. Mao, S.J. Qian , X. Sun , D. Wang , J. Xiao , H. Yang




Sun Yat-Sen University, Guangzhou, China

M. Lu , Z. You 

University of Science and Technology of China, Hefei, China

N. Lu 

Institute of Modern Physics and Key Laboratory of Nuclear Physics and Ion-beam Application (MOE) — Fudan University, Shanghai, China

X. Gao ³, D. Leggat, H. Okawa , Y. Zhang 

Zhejiang University, Hangzhou, Zhejiang, China

Z. Lin , C. Lu , M. Xiao 





Universidad de Los Andes, Bogota, Colombia

C. Avila , D.A. Barbosa Trujillo, A. Cabrera , C. Florez , J. Fraga 

Universidad de Antioquia, Medellin, Colombia

J. Mejia Guisao , F. Ramirez , M. Rodriguez , J.D. Ruiz Alvarez 

University of Split, Faculty of Electrical Engineering, Mechanical Engineering and Naval Architecture, Split, Croatia

D. Giljanovic , N. Godinovic , D. Lelas , I. Puljak 










University of Split, Faculty of Science, Split, Croatia

Z. Antunovic , M. Kovac , T. Sculac 

Institute Rudjer Boskovic, Zagreb, Croatia

V. Brigljevic , B.K. Chitroda , D. Ferencek , S. Mishra , M. Roguljic , A. Starodumov ¹¹, T. Susa 

University of Cyprus, Nicosia, Cyprus

A. Attikis , K. Christoforou , M. Kolosova , S. Konstantinou , J. Mousa , C. Nicolaou, F. Ptochos , P.A. Razis , H. Rykaczewski, H. Saka , A. Stepennov 

Charles University, Prague, Czech Republic

M. Finger , M. Finger Jr. , A. Kveton 

Escuela Politecnica Nacional, Quito, Ecuador

E. Ayala 

Universidad San Francisco de Quito, Quito, Ecuador

E. Carrera Jarrin 

Academy of Scientific Research and Technology of the Arab Republic of Egypt, Egyptian Network of High Energy Physics, Cairo, Egypt

S. Elgammal¹², A. Ellithi Kamel¹³

Center for High Energy Physics (CHEP-FU), Fayoum University, El-Fayoum, Egypt

M.A. Mahmoud , Y. Mohammed 

















National Institute of Chemical Physics and Biophysics, Tallinn, Estonia

S. Bhowmik , R.K. Dewanjee , K. Ehataht , M. Kadastik, T. Lange , S. Nandan , C. Nielsen , J. Pata , M. Raidal , L. Tani , C. Veelken 

Department of Physics, University of Helsinki, Helsinki, Finland

P. Eerola , H. Kirschenmann , K. Osterberg , M. Voutilainen 
















Helsinki Institute of Physics, Helsinki, Finland

S. Bharthuar , E. Brücken , F. Garcia , J. Havukainen , M.S. Kim , R. Kinnunen, T. Lampén , K. Lassila-Perini , S. Lehti , T. Lindén , M. Lotti, L. Martikainen , M. Myllymäki , J. Ott , M.m. Rantanen , H. Siikonen , E. Tuominen , J. Tuominiemi 





























Lappeenranta-Lahti University of Technology, Lappeenranta, Finland

P. Luukka , H. Petrow , T. Tuuva












IRFU, CEA, Université Paris-Saclay, Gif-sur-Yvette, France

C. Amendola , M. Besancon , F. Couderc , M. Dejardin , D. Denegri, J.L. Faure, F. Ferri ,
S. Ganjour , P. Gras , G. Hamel de Monchenault , V. Lohezic , J. Malcles , J. Rander,
A. Rosowsky , M.Ö. Sahin , A. Savoy-Navarro ¹⁴, P. Simkina , M. Titov 


















Laboratoire Leprince-Ringuet, CNRS/IN2P3, Ecole Polytechnique, Institut Polytechnique de Paris, Palaiseau, France

C. Baldenegro Barrera , F. Beaudette , A. Buchot Perraguin , P. Busson , A. Cappati ,
C. Charlot , F. Damas , O. Davignon , B. Diab , G. Falmagne , B.A. Fontana Santos Alves ,
S. Ghosh , R. Granier de Cassagnac , A. Hakimi , B. Harikrishnan , G. Liu , J. Motta ,
M. Nguyen , C. Ochando , L. Portales , R. Salerno , U. Sarkar , J.B. Sauvan , Y. Sirois ,
A. Tarabini , E. Vernazza , A. Zabi , A. Zghiche 

Université de Strasbourg, CNRS, IPHC UMR 7178, Strasbourg, France

J.-L. Agram ¹⁵, J. Andrea , D. Apparu , D. Bloch , G. Bourgatte , J.-M. Brom ,
E.C. Chabert , C. Collard , D. Darej, U. Goerlach , C. Grimault, A.-C. Le Bihan ,
P. Van Hove 

Institut de Physique des 2 Infinis de Lyon (IP2I), Villeurbanne, France

S. Beauceron , B. Blancon , G. Boudoul , A. Carle, N. Chanon , J. Choi , D. Contardo ,
P. Depasse , C. Dozen ¹⁶, H. El Mamouni, J. Fay , S. Gascon , M. Gouzevitch , G. Grenier ,
B. Ille , I.B. Laktineh, M. Lethuillier , L. Mirabito, S. Perries, L. Torterotot ,
M. Vander Donckt , P. Verdier , S. Viret



























Georgian Technical University, Tbilisi, Georgia

D. Chokheli , I. Lomidze , Z. Tsamalaidze ¹¹










RWTH Aachen University, I. Physikalisches Institut, Aachen, Germany

V. Botta , L. Feld , K. Klein , M. Lipinski , D. Meuser , A. Pauls , N. Röwert ,
M. Teroerde 











RWTH Aachen University, III. Physikalisches Institut A, Aachen, Germany































































S. Diekmann , A. Dodonova , N. Eich , D. Eliseev , M. Erdmann , P. Fackeldey ,
D. Fasanella , B. Fischer , T. Hebbeker , K. Hoepfner , F. Ivone , M.y. Lee ,
L. Mastrolorenzo, M. Merschmeyer , A. Meyer , S. Mondal , S. Mukherjee , D. Noll ,
A. Novak , F. Nowotny, A. Pozdnyakov , Y. Rath, W. Redjeb , H. Reithler , A. Schmidt ,
S.C. Schuler, A. Sharma , A. Stein , F. Torres Da Silva De Araujo ¹⁷, L. Vigilante,
S. Wiedenbeck , S. Zaleski

RWTH Aachen University, III. Physikalisches Institut B, Aachen, Germany








































C. Dziwok , G. Flügge , W. Haj Ahmad ¹⁸, O. Hlushchenko, T. Kress , A. Nowack ,
O. Pooth , A. Stahl , T. Ziemons , A. Zotz 

Deutsches Elektronen-Synchrotron, Hamburg, Germany
































H. Aarup Petersen , M. Aldaya Martin , P. Asmuss, S. Baxter , M. Bayatmakou , O. Behnke ,
A. Bermúdez Martínez , S. Bhattacharya , A.A. Bin Anuar , F. Blekman ¹⁹, K. Borras ²⁰,

D. Brunner , A. Campbell , A. Cardini , C. Cheng, F. Colombina , S. Consuegra Rodríguez , G. Correia Silva , M. De Silva , L. Didukh , G. Eckerlin, D. Eckstein , L.I. Estevez Banos , O. Filatov , E. Gallo ¹⁹, A. Geiser , A. Giraldi , G. Greau, A. Grohsjean , V. Guglielmi , M. Guthoff , A. Jafari ²¹, N.Z. Jomhari , B. Kaech , M. Kasemann , H. Kaveh , C. Kleinwort , R. Kogler , M. Komm , D. Krücker , W. Lange, D. Leyva Pernia , K. Lipka ²², W. Lohmann ²³, R. Mankel , I.-A. Melzer-Pellmann , M. Mendizabal Morentin , J. Metwally, A.B. Meyer , G. Milella , M. Mormile , A. Mussgiller , A. Nürnberg , Y. Otari, D. Pérez Adán , A. Raspereza , B. Ribeiro Lopes , J. Rübenach, A. Saggio , A. Saibel , M. Savitskiy , M. Scham ^{24,20}, V. Scheurer, S. Schnake ²⁰, P. Schütze , C. Schwanenberger ¹⁹, M. Shchedrolosiev , R.E. Sosa Ricardo , D. Stafford, N. Tonon [†], M. Van De Klundert , F. Vazzoler , A. Ventura Barroso , R. Walsh , D. Walter , Q. Wang , Y. Wen , K. Wichmann, L. Wiens ²⁰, C. Wissing , S. Wuchterl , Y. Yang , A. Zimmermann Castro Santos 

University of Hamburg, Hamburg, Germany

A. Albrecht , S. Albrecht , M. Antonello , S. Bein , L. Benato , M. Bonanomi , P. Connor , K. De Leo , M. Eich, K. El Morabit , F. Feindt, A. Fröhlich, C. Garbers , E. Garutti , M. Hajheidari, J. Haller , A. Hinzmann , H.R. Jabusch , G. Kasieczka , P. Keicher, R. Klanner , W. Korcari , T. Kramer , V. Kutzner , F. Labe , J. Lange , A. Lobanov , C. Matthies , A. Mehta , L. Moureaux , M. Mrowietz, A. Nigamova , Y. Nissan, A. Paasch , K.J. Pena Rodriguez , T. Quadfasel , M. Rieger , O. Rieger, D. Savoie , J. Schindler , P. Schleper , M. Schröder , J. Schwandt , M. Sommerhalder , H. Stadie , G. Steinbrück , A. Tews, M. Wolf 









Karlsruher Institut fuer Technologie, Karlsruhe, Germany

S. Brommer , M. Burkart, E. Butz , R. Caspart , T. Chwalek , A. Dierlamm , A. Droll, N. Faltermann , M. Giffels , J.O. Gosewisch, A. Gottmann , F. Hartmann ²⁵, M. Horzela , U. Husemann , M. Klute , R. Koppenhöfer , M. Link, A. Lintuluoto , S. Maier , S. Mitra , Th. Müller , M. Neukum, M. Oh , G. Quast , K. Rabbertz , J. Rauser, M. Schnepf, I. Shvetsov , H.J. Simonis , N. Trevisani , R. Ulrich , J. van der Linden , R.F. Von Cube , M. Wassmer , S. Wieland , R. Wolf , S. Wozniewski , S. Wunsch, X. Zuo 




Institute of Nuclear and Particle Physics (INPP), NCSR Demokritos, Aghia Paraskevi, Greece

G. Anagnostou, P. Assiouras , G. Daskalakis , A. Kyriakis, A. Stakia 








National and Kapodistrian University of Athens, Athens, Greece
























































M. Diamantopoulou, D. Karasavvas, P. Kontaxakis , A. Manousakis-Katsikakis , A. Panagiotou, I. Papavergou , N. Saoulidou , K. Theofilatos , E. Tziaferi , K. Vellidis , I. Zisopoulos 

National Technical University of Athens, Athens, Greece











G. Bakas , T. Chatzistavrou, K. Kousouris , I. Papakrivopoulos , G. Tsiopolitis, A. Zacharopoulou

University of Ioánnina, Ioánnina, Greece

K. Adamidis, I. Bestintzanos, I. Evangelou , C. Foudas, P. Gianneios , C. Kamtsikis, P. Katsoulis, P. Kokkas , P.G. Kosmoglou Kioseoglou , N. Manthos , I. Papadopoulos , J. Strologas 

HUN-REN Wigner Research Centre for Physics, Budapest, HungaryM. Bartók ²⁶, G. Bencze, C. Hajdu , D. Horvath ^{27,28}, F. Sikler , V. Veszpremi **MTA-ELTE Lendület CMS Particle and Nuclear Physics Group, Eötvös Loránd University, Budapest, Hungary**M. Csanád , K. Farkas , M.M.A. Gadallah ²⁹, S. Lökös ³⁰, P. Major , K. Mandal , G. Pásztor , A.J. Rádl ³¹, O. Surányi , G.I. Veres **Institute of Nuclear Research ATOMKI, Debrecen, Hungary**N. Beni , S. Czellar, J. Karancsi ²⁶, J. Molnar, Z. Szillasi, D. Teyssier **Institute of Physics, University of Debrecen, Debrecen, Hungary**P. Raics, B. Ujvari ³²**Karoly Robert Campus, MATE Institute of Technology, Gyongyos, Hungary**T. Csorgo ³¹, F. Nemes ³¹, T. Novak **Panjab University, Chandigarh, India**J. Babbar , S. Bansal , S.B. Beri, V. Bhatnagar , G. Chaudhary , S. Chauhan , N. Dhingra ³³, R. Gupta, A. Kaur , A. Kaur , H. Kaur , M. Kaur , S. Kumar , P. Kumari , M. Meena , K. Sandeep , T. Sheokand, J.B. Singh ³⁴, A. Singla , A. K. Viridi **University of Delhi, Delhi, India**A. Ahmed , A. Bhardwaj , A. Chhetri , B.C. Choudhary , A. Kumar , M. Naimuddin , K. Ranjan , S. Saumya **Saha Institute of Nuclear Physics, HBNI, Kolkata, India**S. Baradia , S. Barman ³⁵, S. Bhattacharya , D. Bhowmik, S. Dutta , S. Dutta, B. Gomber ³⁶, M. Maity ³⁵, P. Palit , G. Saha , B. Sahu , S. Sarkar**Indian Institute of Technology Madras, Madras, India**P.K. Behera , S.C. Behera , S. Chatterjee , P. Kalbhor , J.R. Komaragiri ³⁷, D. Kumar ³⁷, A. Muhammad , L. Panwar ³⁷, R. Pradhan , P.R. Pujahari , N.R. Saha , A. Sharma , A.K. Sikdar , S. Verma **Bhabha Atomic Research Centre, Mumbai, India**K. Naskar ³⁸**Tata Institute of Fundamental Research-A, Mumbai, India**T. Aziz, I. Das , S. Dugad, M. Kumar , G.B. Mohanty , P. Suryadevara**Tata Institute of Fundamental Research-B, Mumbai, India**S. Banerjee , R. Chudasama , M. Guchait , S. Karmakar , S. Kumar , G. Majumder , K. Mazumdar , S. Mukherjee , A. Thachayath 




National Institute of Science Education and Research, An OCC of Homi Bhabha National Institute, Bhubaneswar, Odisha, India

S. Bahinipati ³⁹, A.K. Das , C. Kar , P. Mal , T. Mishra , V.K. Muraleedharan Nair Bindhu ⁴⁰, A. Nayak ⁴⁰, P. Saha , S.K. Swain , D. Vats ⁴⁰

Indian Institute of Science Education and Research (IISER), Pune, India

A. Alpana , S. Dube , B. Kansal , A. Laha , S. Pandey , A. Rastogi , S. Sharma 

Isfahan University of Technology, Isfahan, Iran

H. Bakhshiansohi ^{41,42}, E. Khazaie ⁴², M. Zeinali ⁴³
































Institute for Research in Fundamental Sciences (IPM), Tehran, Iran

S. Chenarani ⁴⁴, S.M. Etesami , M. Khakzad , M. Mohammadi Najafabadi 





























University College Dublin, Dublin, Ireland

M. Grunewald 

INFN Sezione di Bari^a, Università di Bari^b, Politecnico di Bari^c, Bari, Italy

M. Abbrescia ^{a,b}, R. Aly ^{a,b,45}, C. Aruta ^{a,b}, A. Colaleo ^a, D. Creanza ^{a,c}, N. De Filippis ^{a,c}, M. De Palma ^{a,b}, A. Di Florio ^{a,b}, W. Elmetenawee ^{a,b}, F. Errico ^{a,b}, L. Fiore ^a, G. Iaselli ^{a,c}, G. Maggi ^{a,c}, M. Maggi ^a, I. Margjeka ^{a,b}, V. Mastrapasqua ^{a,b}, S. My ^{a,b}, S. Nuzzo ^{a,b}, A. Pellecchia ^{a,b}, A. Pompili ^{a,b}, G. Pugliese ^{a,c}, R. Radogna ^a, D. Ramos ^a, A. Ranieri ^a, G. Selvaggi ^{a,b}, L. Silvestris ^a, F.M. Simone ^{a,b}, Ü. Sözbilir ^a, A. Stamerra ^a, R. Venditti ^a, P. Verwilligen ^a


















INFN Sezione di Bologna^a, Università di Bologna^b, Bologna, Italy

G. Abbiendi ^a, C. Battilana ^{a,b}, D. Bonacorsi ^{a,b}, L. Borgonovi ^a, L. Brigliadori ^a, R. Campanini ^{a,b}, P. Capiluppi ^{a,b}, A. Castro ^{a,b}, F.R. Cavallo ^a, M. Cuffiani ^{a,b}, G.M. Dallavalle ^a, T. Diotallevi ^{a,b}, F. Fabbri ^a, A. Fanfani ^{a,b}, P. Giacomelli ^a, L. Giommi ^{a,b}, C. Grandi ^a, L. Guiducci ^{a,b}, S. Lo Meo ^{a,46}, L. Lunerti ^{a,b}, S. Marcellini ^a, G. Masetti ^a, F.L. Navarria ^{a,b}, A. Perrotta ^a, F. Primavera ^{a,b}, A.M. Rossi ^{a,b}, T. Rovelli ^{a,b}, G.P. Siroli ^{a,b}

INFN Sezione di Catania^a, Università di Catania^b, Catania, Italy

S. Costa ^{a,b,47}, A. Di Mattia ^a, R. Potenza ^{a,b}, A. Tricomi ^{a,b,47}, C. Tuve ^{a,b}






INFN Sezione di Firenze^a, Università di Firenze^b, Firenze, Italy

G. Barbagli ^a, G. Bardelli ^{a,b}, B. Camaiani ^{a,b}, A. Cassese ^a, R. Ceccarelli ^{a,b}, V. Ciulli ^{a,b}, C. Civinini ^a, R. D'Alessandro ^{a,b}, E. Focardi ^{a,b}, G. Latino ^{a,b}, P. Lenzi ^{a,b}, M. Lizzo ^{a,b}, M. Meschini ^a, S. Paoletti ^a, R. Seidita ^{a,b}, G. Sguazzoni ^a, L. Viliani ^a
























INFN Laboratori Nazionali di Frascati, Frascati, Italy

L. Benussi , S. Bianco , S. Meola ⁴⁸, D. Piccolo 



INFN Sezione di Genova^a, Università di Genova^b, Genova, Italy

M. Bozzo ^{a,b}, P. Chatagnon ^a, F. Ferro ^a, E. Robutti ^a, S. Tosi ^{a,b}
























INFN Sezione di Milano-Bicocca^a, Università di Milano-Bicocca^b, Milano, Italy

A. Benaglia ^a, G. Boldrini ^a, F. Brivio ^{a,b}, F. Cetorelli ^{a,b}, F. De Guio ^{a,b}, M.E. Dinardo ^{a,b},
P. Dini ^a, S. Gennai ^a, A. Ghezzi ^{a,b}, P. Govoni ^{a,b}, L. Guzzi ^{a,b}, M.T. Lucchini ^{a,b},
M. Malberti ^a, S. Malvezzi ^a, A. Massironi ^a, D. Menasce ^a, L. Moroni ^a, M. Paganoni ^{a,b},
D. Pedrini ^a, B.S. Pinolini^a, S. Ragazzi ^{a,b}, N. Redaelli ^a, T. Tabarelli de Fatis ^{a,b}, D. Zuolo ^{a,b}












**INFN Sezione di Napoli^a, Università di Napoli ‘Federico II’^b, Napoli, Italy;
Università della Basilicata^c, Potenza, Italy; Scuola Superiore Meridionale
(SSM)^d, Napoli, Italy**

S. Buontempo ^{a,b}, F. Carnevali ^{a,b}, N. Cavallo ^{a,c}, A. De Iorio ^{a,b}, F. Fabozzi ^{a,c},
A.O.M. Iorio ^{a,b}, L. Lista ^{a,b,49}, P. Paolucci ^{a,25}, B. Rossi ^a, C. Sciacca ^{a,b}















**INFN Sezione di Padova^a, Università di Padova^b, Padova, Italy; Università di
Trento^c, Trento, Italy**

P. Azzi ^a, N. Bacchetta ^{a,50}, P. Bortignon ^a, A. Bragagnolo ^{a,b}, R. Carlin ^{a,b}, P. Checchia ^a,
T. Dorigo ^a, F. Gasparini ^{a,b}, U. Gasparini ^{a,b}, G. Grosso^a, L. Layer^{a,51}, E. Lusiani ^a,
M. Margoni ^{a,b}, A.T. Meneguzzo ^{a,b}, M. Michelotto ^a, F. Montecassiano ^a, J. Pazzini ^{a,b},
P. Ronchese ^{a,b}, R. Rossin ^{a,b}, F. Simonetto ^{a,b}, G. Strong ^a, M. Tosi ^{a,b}, H. Yarar^{a,b},
M. Zanetti ^{a,b}, P. Zotto ^{a,b}, A. Zucchetta ^{a,b}




































INFN Sezione di Pavia^a, Università di Pavia^b, Pavia, Italy

S. Abu Zeid ^{a,52}, C. Aimè ^{a,b}, A. Braghieri ^a, S. Calzaferri ^{a,b}, D. Fiorina ^{a,b},
P. Montagna ^{a,b}, V. Re ^a, C. Riccardi ^{a,b}, P. Salvini ^a, I. Vai ^a, P. Vitulo ^{a,b}


















INFN Sezione di Perugia^a, Università di Perugia^b, Perugia, Italy

P. Asenov ^{a,53}, G.M. Bilei ^a, D. Ciangottini ^{a,b}, L. Fanò ^{a,b}, M. Magherini ^{a,b},
G. Mantovani^{a,b}, V. Mariani ^{a,b}, M. Menichelli ^a, F. Moscatelli ^{a,53}, A. Piccinelli ^{a,b},
M. Presilla ^{a,b}, A. Rossi ^{a,b}, A. Santocchia ^{a,b}, D. Spiga ^a, T. Tedeschi ^{a,b}







































**INFN Sezione di Pisa^a, Università di Pisa^b, Scuola Normale Superiore di Pisa^c,
Pisa, Italy; Università di Siena^d, Siena, Italy**

P. Azzurri ^a, G. Bagliesi ^a, V. Bertacchi ^{a,c}, R. Bhattacharya ^a, L. Bianchini ^{a,b},
T. Boccali ^a, E. Bossini ^{a,b}, D. Bruschini ^{a,c}, R. Castaldi ^a, M.A. Ciocci ^{a,b},
V. D’Amante ^{a,d}, R. Dell’Orso ^a, M.R. Di Domenico ^{a,d}, S. Donato ^a, A. Giassi ^a,
F. Ligabue ^{a,c}, G. Mandorli ^{a,c}, D. Matos Figueiredo ^a, A. Messineo ^{a,b}, M. Musich ^{a,b},
F. Palla ^a, S. Parolia ^a, G. Ramirez-Sanchez ^{a,c}, A. Rizzi ^{a,b}, G. Rolandi ^{a,c},
S. Roy Chowdhury ^a, T. Sarkar ^a, A. Scribano ^a, N. Shafiei ^{a,b}, P. Spagnolo ^a, R. Tenchini ^a,
G. Tonelli ^{a,b}, N. Turini ^{a,d}, A. Venturi ^a, P.G. Verdini ^a








INFN Sezione di Roma^a, Sapienza Università di Roma^b, Roma, Italy

P. Barria ^a, M. Campana ^{a,b}, F. Cavallari ^a, D. Del Re ^{a,b}, E. Di Marco ^a, M. Diemoz ^a,
E. Longo ^{a,b}, P. Meridiani ^a, G. Organtini ^{a,b}, F. Pandolfi ^a, R. Paramatti ^{a,b},
C. Quaranta ^{a,b}, S. Rahatlou ^{a,b}, C. Rovelli ^a, F. Santanastasio ^{a,b}, L. Soffi ^a,
R. Tramontano ^{a,b}














INFN Sezione di Torino^a, Università di Torino^b, Torino, Italy; Università del Piemonte Orientale^c, Novara, Italy

N. Amapane , R. Arcidiacono , S. Argiro , M. Arneodo , N. Bartosik ,
 R. Bellan , A. Bellora , C. Biino , N. Cartiglia , M. Costa , R. Covarelli ,
 N. Demaria , M. Grippo , B. Kiani , F. Legger , C. Mariotti , S. Maselli ,
 A. Mecca , E. Migliore , E. Monteil , M. Monteno , R. Mulargia ,
 M.M. Obertino , G. Ortona , L. Pacher , N. Pastrone , M. Pelliccioni , M. Ruspa ,
 K. Shchelina , F. Siviero , V. Sola , A. Solano , D. Soldi , A. Staiano ,
 M. Tornago , D. Trocino , G. Umoret , A. Vagnerini 

INFN Sezione di Trieste^a, Università di Trieste^b, Trieste, Italy

S. Belforte , V. Candelise , M. Casarsa , F. Cossutti , A. Da Rold ,
 G. Della Ricca , G. Sorrentino 

Kyungpook National University, Daegu, Korea

S. Dogra , C. Huh , B. Kim , D.H. Kim , G.N. Kim , J. Kim, J. Lee , S.W. Lee ,
 C.S. Moon , Y.D. Oh , S.I. Pak , M.S. Ryu , S. Sekmen , Y.C. Yang 





Chonnam National University, Institute for Universe and Elementary Particles, Kwangju, Korea

H. Kim , D.H. Moon 

Hanyang University, Seoul, Korea

E. Asilar , T.J. Kim , J. Park 


Korea University, Seoul, Korea

S. Choi , S. Han, B. Hong , K. Lee, K.S. Lee , J. Lim, J. Park, S.K. Park, J. Yoo 










Kyung Hee University, Department of Physics, Seoul, Korea

J. Goh 










Sejong University, Seoul, Korea

H. S. Kim , Y. Kim, S. Lee

Seoul National University, Seoul, Korea

J. Almond, J.H. Bhyun, J. Choi , S. Jeon , J. Kim , J.S. Kim, S. Ko , H. Kwon , H. Lee ,
 S. Lee, B.H. Oh , S.B. Oh , H. Seo , U.K. Yang, I. Yoon 

University of Seoul, Seoul, Korea

W. Jang , D.Y. Kang, Y. Kang , D. Kim , S. Kim , B. Ko, J.S.H. Lee , Y. Lee , J.A. Merlin,
 I.C. Park , Y. Roh, D. Song, I.J. Watson , S. Yang 


Yonsei University, Department of Physics, Seoul, Korea

S. Ha , H.D. Yoo 

Sungkyunkwan University, Suwon, Korea

M. Choi , M.R. Kim , H. Lee, Y. Lee , Y. Lee , I. Yu 

College of Engineering and Technology, American University of the Middle East (AUM), Dasman, Kuwait

T. Beyrouthy, Y. Maghrbi 

Riga Technical University, Riga, Latvia

K. Dreimanis , G. Pikurs, A. Potrebko , M. Seidel , V. Veckalns ⁵⁴







Vilnius University, Vilnius, Lithuania

M. Ambrozias , A. Carvalho Antunes De Oliveira , A. Juodagalvis , A. Rinkevicius , G. Tamulaitis 

National Centre for Particle Physics, Universiti Malaya, Kuala Lumpur, Malaysia

N. Bin Norjoharuddeen , S.Y. Hoh ⁵⁵, I. Yusuff ⁵⁵, Z. Zolkapli

Universidad de Sonora (UNISON), Hermosillo, Mexico

J.F. Benitez , A. Castaneda Hernandez , H.A. Encinas Acosta, L.G. Gallegos Mariñez, M. León Coello , J.A. Murillo Quijada , A. Sehwat , L. Valencia Palomo 

Centro de Investigacion y de Estudios Avanzados del IPN, Mexico City, Mexico

G. Ayala , H. Castilla-Valdez , I. Heredia-De La Cruz ⁵⁶, R. Lopez-Fernandez , C.A. Mondragon Herrera, D.A. Perez Navarro , A. Sánchez Hernández 

Universidad Iberoamericana, Mexico City, Mexico

C. Oropeza Barrera , F. Vazquez Valencia 








Benemerita Universidad Autonoma de Puebla, Puebla, Mexico

I. Pedraza , H.A. Salazar Ibarguen , C. Uribe Estrada 



University of Montenegro, Podgorica, Montenegro

I. Bubanja, J. Mijuskovic ⁵⁷, N. Raicevic 

National Centre for Physics, Quaid-I-Azam University, Islamabad, Pakistan

A. Ahmad , M.I. Asghar, A. Awais , M.I.M. Awan, M. Gul , H.R. Hoorani , W.A. Khan , M. Shoaib , M. Waqas 




AGH University of Krakow, Faculty of Computer Science, Electronics and Telecommunications, Krakow, Poland

V. Avati, L. Grzanka , M. Malawski 

National Centre for Nuclear Research, Swierk, Poland

H. Bialkowska , M. Bluj , B. Boimska , M. Górski , M. Kazana , M. Szleper , P. Zalewski 

Institute of Experimental Physics, Faculty of Physics, University of Warsaw, Warsaw, Poland

K. Bunkowski , K. Doroba , A. Kalinowski , M. Konecki , J. Krolikowski 


















Laboratório de Instrumentação e Física Experimental de Partículas, Lisboa, Portugal

M. Araujo , P. Bargassa , D. Bastos , A. Boletti , P. Faccioli , M. Gallinaro , J. Hollar , N. Leonardo , T. Niknejad , M. Pisano , J. Seixas , J. Varela 

VINCA Institute of Nuclear Sciences, University of Belgrade, Belgrade, Serbia

P. Adzic ⁵⁸, M. Dordevic , P. Milenovic , J. Milosevic , L. Nadderd 













Centro de Investigaciones Energéticas Medioambientales y Tecnológicas (CIEMAT), Madrid, Spain

M. Aguilar-Benitez , J. Alcaraz Maestre , A. Álvarez Fernández , M. Barrio Luna, Cristina F. Bedoya , C.A. Carrillo Montoya , M. Cepeda , M. Cerrada , N. Colino , B. De La Cruz , A. Delgado Peris , D. Fernández Del Val , J.P. Fernández Ramos , J. Flix , M.C. Fouz , O. Gonzalez Lopez , S. Goy Lopez , J.M. Hernandez , M.I. Josa , J. León Holgado , D. Moran , C. Perez Dengra , A. Pérez-Calero Yzquierdo , J. Puerta Pelayo , I. Redondo , D.D. Redondo Ferrero , L. Romero, S. Sánchez Navas , J. Sastre , L. Urda Gómez , J. Vazquez Escobar , C. Willmott















Universidad Autónoma de Madrid, Madrid, Spain

J.F. de Trocóniz 

Universidad de Oviedo, Instituto Universitario de Ciencias y Tecnologías Espaciales de Asturias (ICTEA), Oviedo, Spain

B. Alvarez Gonzalez , J. Cuevas , J. Fernandez Menendez , S. Folgueras , I. Gonzalez Caballero , J.R. González Fernández , E. Palencia Cortezon , C. Ramón Álvarez , V. Rodríguez Bouza , A. Soto Rodríguez , A. Trapote , C. Vico Villalba 

Instituto de Física de Cantabria (IFCA), CSIC-Universidad de Cantabria, Santander, Spain

J.A. Brochero Cifuentes , I.J. Cabrillo , A. Calderon , J. Duarte Campderros , M. Fernandez , C. Fernandez Madrazo , A. García Alonso, G. Gomez , C. Lasasa García , C. Martinez Rivero , P. Martinez Ruiz del Arbol , F. Matorras , P. Matorras Cuevas , J. Piedra Gomez , C. Prieels, L. Scodellaro , I. Vila , J.M. Vizan Garcia















University of Colombo, Colombo, Sri Lanka























































M.K. Jayananda , B. Kailasapathy ⁵⁹, D.U.J. Sonnadara , D.D.C. Wickramarathna 

University of Ruhuna, Department of Physics, Matara, Sri Lanka












W.G.D. Dharmaratna , K. Liyanage , N. Perera , N. Wickramage 

CERN, European Organization for Nuclear Research, Geneva, Switzerland





































D. Abbaneo , J. Alimena , E. Auffray , G. Auzinger , J. Baechler, P. Baillon[†], D. Barney , J. Bendavid , M. Bianco , B. Bilin , A. Bocci , E. Brondolin , C. Caillol , T. Camporesi , G. Cerminara , N. Chernyavskaya , S.S. Chhibra , S. Choudhury, M. Cipriani , L. Cristella , D. d'Enterria , A. Dabrowski , A. David , A. De Roeck , M.M. Defranchis , M. Deile , M. Dobson , M. Dünser , N. Dupont, F. Fallavollita⁶⁰, A. Florent , L. Forthomme

G. Franzoni , W. Funk , S. Ghosh , S. Giani, D. Gigi, K. Gill , F. Glege , L. Gouskos , E. Govorkova , M. Haranko , J. Hegeman , V. Innocente , T. James , P. Janot , J. Kaspar , J. Kieseler , N. Kratochwil , S. Laurila , P. Lecoq , E. Leutgeb , C. Lourenço , B. Maier , L. Malgeri , M. Mannelli , A.C. Marini , F. Meijers , S. Mersi , E. Meschi , F. Moortgat , M. Mulders , S. Orfanelli, L. Orsini, F. Pantaleo , E. Perez, M. Peruzzi , A. Petrilli , G. Petrucciani , A. Pfeiffer , M. Pierini , D. Piparo , M. Pitt , H. Qu , T. Quast, D. Rabadý , A. Racz, G. Reales Gutiérrez, M. Rovere , H. Sakulin , J. Salfeld-Nebgen , S. Scarfi , M. Selvaggi , A. Sharma , P. Silva , P. Sphicas ⁶¹, A.G. Stahl Leitner , S. Summers , K. Tatar , V.R. Tavolaro , D. Treille , P. Tropea , A. Tsirou, J. Wanczyk ⁶², K.A. Wozniak , W.D. Zeuner
























Paul Scherrer Institut, Villigen, Switzerland

L. Caminada ⁶³, A. Ebrahimi , W. Erdmann , R. Horisberger , Q. Ingram , H.C. Kaestli , D. Kotlinski , C. Lange , M. Missiroli ⁶³, L. Noehte ⁶³, T. Rohe 




ETH Zurich — Institute for Particle Physics and Astrophysics (IPA), Zurich, Switzerland

T.K. Aarrestad , K. Androsov ⁶², M. Backhaus , P. Berger, A. Calandri , K. Datta , A. De Cosa , G. Dissertori , M. Dittmar, M. Donegà , F. Eble , M. Galli , K. Gedia , F. Glessgen , T.A. Gómez Espinosa , C. Grab , D. Hits , W. Lustermann , A.-M. Lyon , R.A. Manzoni , L. Marchese , C. Martin Perez , A. Mascellani ⁶², F. Nessi-Tedaldi , J. Niedziela , F. Pauss , V. Perovic , S. Pigazzini , M.G. Ratti , M. Reichmann , C. Reissel , T. Reitenspiess , B. Ristic , F. Riti , D. Ruini, D.A. Sanz Becerra , J. Steggemann ⁶², D. Valsecchi ²⁵, R. Wallny 











Universität Zürich, Zurich, Switzerland

C. Amsler ⁶⁴, P. Bäertschi , C. Botta , D. Brzhechko, M.F. Canelli , K. Cormier , A. De Wit , R. Del Burgo, J.K. Heikkilä , M. Huwiler , W. Jin , A. Jofrehei , B. Kilminster , S. Leontsinis , S.P. Liechti , A. Macchiolo , P. Meiring , V.M. Mikuni , U. Molinatti , I. Neutelings , A. Reimers , P. Robmann, S. Sanchez Cruz , K. Schweiger , M. Senger , Y. Takahashi 

National Central University, Chung-Li, Taiwan

C. Adloff⁶⁵, C.M. Kuo, W. Lin, P.K. Rout , P.C. Tiwari ³⁷, S.S. Yu 





















National Taiwan University (NTU), Taipei, Taiwan

L. Ceard, Y. Chao , K.F. Chen , P.s. Chen, H. Cheng , W.-S. Hou , R. Khurana, G. Kole , Y.y. Li , R.-S. Lu , E. Paganis , A. Psallidas, A. Steen , H.y. Wu, E. Yazgan , P.r. Yu

High Energy Physics Research Unit, Department of Physics, Faculty of Science, Chulalongkorn University, Bangkok, Thailand

C. Asawatrangkuldee , N. Srimanobhas , V. Wachirapusanand 

Çukurova University, Physics Department, Science and Art Faculty, Adana, Turkey

D. Agyel , F. Boran , Z.S. Demiroglu , F. Dolek , I. Dumanoglu ⁶⁶, E. Eskut , Y. Guler ⁶⁷, E. Gurpinar Guler ⁶⁷, C. Isik , O. Kara, A. Kayis Topaksu , U. Kiminsu , G. Onengut , K. Ozdemir ⁶⁸, A. Polatoz , A.E. Simsek , B. Tali ⁶⁹, U.G. Tok , S. Turkcapar , E. Uslan , I.S. Zorbakir 

Middle East Technical University, Physics Department, Ankara, Turkey

G. Karapinar⁷⁰, K. Ocalan ⁷¹, M. Yalvac ⁷²










Bogazici University, Istanbul, Turkey

B. Akgun , I.O. Atakisi , E. Gülmez , M. Kaya ⁷³, O. Kaya ⁷⁴, S. Tekten ⁷⁵

Istanbul Technical University, Istanbul, Turkey

A. Cakir , K. Cankocak ⁶⁶, Y. Komurcu , S. Sen ⁶⁶

Istanbul University, Istanbul, Turkey

O. Aydılek , S. Cerci ⁶⁹, B. Hacisahinoglu , I. Hos ⁷⁶, B. Isildak ⁷⁷, B. Kaynak , S. Ozkorucuklu , C. Simsek , D. Sunar Cerci ⁶⁹








Institute for Scintillation Materials of National Academy of Science of Ukraine, Kharkiv, Ukraine

B. Grynyov 



















National Science Centre, Kharkiv Institute of Physics and Technology, Kharkiv, Ukraine

L. Levchuk 






















University of Bristol, Bristol, United Kingdom













D. Anthony , E. Bhal , J.J. Brooke , A. Bundock , E. Clement , D. Cussans , H. Flacher , M. Glowacki, J. Goldstein , H.F. Heath , L. Kreczko , B. Krikler , S. Paramesvaran , S. Seif El Nasr-Storey, V.J. Smith , N. Stylianou ⁷⁸, K. Walkingshaw Pass, R. White 

Rutherford Appleton Laboratory, Didcot, United Kingdom



A.H. Ball, K.W. Bell , A. Belyaev ⁷⁹, C. Brew , R.M. Brown , D.J.A. Cockerill , C. Cooke , K.V. Ellis, K. Harder , S. Harper , M.-L. Holmberg ⁸⁰, Sh. Jain , J. Linacre , K. Manolopoulos, D.M. Newbold , E. Olaiya, D. Petyt , T. Reis , G. Salvi , T. Schuh, C.H. Shepherd-Themistocleous , I.R. Tomalin , T. Williams 

Imperial College, London, United Kingdom













R. Bainbridge , P. Bloch , S. Bonomally, J. Borg , C.E. Brown , O. Buchmuller, V. Cacchio, V. Cepaitis ⁸¹, D. Colling , J.S. Dancu, P. Dauncey , G. Davies , J. Davies, M. Della Negra , S. Fayer, G. Fedi , G. Hall , M.H. Hassanshahi , A. Howard, G. Iles , J. Langford , L. Lyons , A.-M. Magnan , S. Malik, A. Martelli , M. Mieskolainen , D.G. Monk ⁸², J. Nash ⁸², M. Pesaresi, B.C. Radburn-Smith , D.M. Raymond, A. Richards,

A. Rose , E. Scott , C. Seez , R. Shukla , A. Tapper , K. Uchida , G.P. Uttley , L.H. Vage, T. Virdee ²⁵, M. Vojinovic , N. Wardle , S.N. Webb , D. Winterbottom 

Brunel University, Uxbridge, United Kingdom

K. Coldham, J.E. Cole , A. Khan, P. Kyberd , I.D. Reid 








Baylor University, Waco, Texas, U.S.A.

S. Abdullin , A. Brinkerhoff , B. Caraway , J. Dittmann , K. Hatakeyama , A.R. Kanuganti , B. McMaster , M. Saunders , S. Sawant , C. Sutantawibul , M. Toms , J. Wilson 













Catholic University of America, Washington, DC, U.S.A.

R. Bartek , A. Dominguez , R. Uniyal , A.M. Vargas Hernandez 













The University of Alabama, Tuscaloosa, Alabama, U.S.A.

S.I. Cooper , D. Di Croce , S.V. Gleyzer , C. Henderson , C.U. Perez , P. Rumerio ⁸³, C. West 













Boston University, Boston, Massachusetts, U.S.A.

A. Akpınar , A. Albert , D. Arcaro , C. Cosby , Z. Demiragli , C. Erice , E. Fontanesi , D. Gastler , S. May , J. Rohlf , K. Salyer , D. Sperka , D. Spitzbart , I. Suarez , A. Tsatsos , S. Yuan

Brown University, Providence, Rhode Island, U.S.A.

G. Benelli , B. Burkle , X. Coubez²⁰, D. Cutts , M. Hadley , U. Heintz , J.M. Hogan ⁸⁴, T. Kwon , G. Landsberg , K.T. Lau , D. Li , J. Luo , M. Narain , N. Pervan , S. Sagir ⁸⁵, F. Simpson , E. Usai , W.Y. Wong, X. Yan , D. Yu , W. Zhang

University of California, Davis, Davis, California, U.S.A.

J. Bonilla , C. Brainerd , R. Breedon , M. Calderon De La Barca Sanchez , M. Chertok , J. Conway , P.T. Cox , R. Erbacher , G. Haza , F. Jensen , O. Kukral , G. Mocellin , M. Mulhearn , D. Pellett , B. Regnery , Y. Yao , F. Zhang













University of California, Los Angeles, California, U.S.A.

M. Bachtis , R. Cousins , A. Datta , D. Hamilton , J. Hauser , M. Ignatenko , M.A. Iqbal , T. Lam , E. Manca , W.A. Nash , S. Regnard , D. Saltzberg , B. Stone , V. Valuev

University of California, Riverside, Riverside, California, U.S.A.

R. Clare , J.W. Gary , M. Gordon, G. Hanson , G. Karapostoli , O.R. Long , N. Manganeli , W. Si , S. Wimpenny 











University of California, San Diego, La Jolla, California, U.S.A.

J.G. Branson , P. Chang , S. Cittolin , S. Cooperstein , D. Diaz , J. Duarte , R. Gerosa , L. Giannini , J. Guiang , R. Kansal , V. Krutelyov , R. Lee , J. Letts , M. Masciovecchio , F. Mokhtar , M. Pieri , B.V. Sathia Narayanan , V. Sharma , M. Tadel , E. Vourliotis , F. Würthwein , Y. Xiang , A. Yagil

University of California, Santa Barbara — Department of Physics, Santa Barbara, California, U.S.A.

N. Amin, C. Campagnari , M. Citron , G. Collura , A. Dorsett , V. Dutta , J. Incandela , M. Kilpatrick , J. Kim , A.J. Li , P. Masterson , H. Mei , M. Oshiro , M. Quinnan , J. Richman , U. Sarica , R. Schmitz , F. Setti , J. Sheplock , P. Siddireddy, D. Stuart , S. Wang 













California Institute of Technology, Pasadena, California, U.S.A.

A. Bornheim , O. Cerri, I. Dutta , A. Latorre, J.M. Lawhorn , J. Mao , H.B. Newman , T. Q. Nguyen , M. Spiropulu , J.R. Vlimant , C. Wang , S. Xie , R.Y. Zhu 


















Carnegie Mellon University, Pittsburgh, Pennsylvania, U.S.A.

J. Alison , S. An , M.B. Andrews , P. Bryant , T. Ferguson , A. Harilal , C. Liu , T. Mudholkar , S. Murthy , M. Paulini , A. Roberts , A. Sanchez , W. Terrill 






































































University of Colorado Boulder, Boulder, Colorado, U.S.A.

J.P. Cumalat , W.T. Ford , A. Hassani , G. Karathanasis , E. MacDonald, F. Marini , A. Perloff , C. Savard , N. Schonbeck , K. Stenson , K.A. Ulmer , S.R. Wagner , N. Zipper 



















Cornell University, Ithaca, New York, U.S.A.

J. Alexander , S. Bright-Thonney , X. Chen , D.J. Cranshaw , J. Fan , X. Fan , D. Gadkari , S. Hogan , J. Monroy , J.R. Patterson , D. Quach , J. Reichert , M. Reid , A. Ryd , J. Thom , P. Wittich , R. Zou 











Fermi National Accelerator Laboratory, Batavia, Illinois, U.S.A.

M. Albrow , M. Alyari , G. Apollinari , A. Apresyan , L.A.T. Bauerdick , D. Berry , J. Berryhill , P.C. Bhat , K. Burkett , J.N. Butler , A. Canepa , G.B. Cerati , H.W.K. Cheung , F. Chlebana , K.F. Di Petrillo , J. Dickinson , V.D. Elvira , Y. Feng , J. Freeman , A. Gandrakota , Z. Gecse , L. Gray , D. Green, S. Grünendahl , D. Guerrero , O. Gutsche , R.M. Harris , R. Heller , T.C. Herwig , J. Hirschauer , L. Horyn , B. Jayatilaka , S. Jindariani , M. Johnson , U. Joshi , T. Klijnsma , B. Klima , K.H.M. Kwok , S. Lammel , D. Lincoln , R. Lipton , T. Liu , C. Madrid , K. Maeshima , C. Mantilla , D. Mason , P. McBride , P. Merkel , S. Mrenna , S. Nahn , J. Ngadiuba , D. Noonan , V. Papadimitriou , N. Pastika , K. Pedro , C. Pena ⁸⁶, F. Ravera , A. Reinsvold Hall ⁸⁷, L. Ristori , E. Sexton-Kennedy , N. Smith , A. Soha , L. Spiegel , J. Strait , L. Taylor , S. Tkaczyk , N.V. Tran , L. Uplegger , E.W. Vaandering , I. Zoi 

University of Florida, Gainesville, Florida, U.S.A.

P. Avery , D. Bourilkov , L. Cadamuro , V. Cherepanov , R.D. Field, M. Kim, E. Koenig , J. Konigsberg , A. Korytov , E. Kuznetsova ⁸⁸, K.H. Lo, K. Matchev , N. Menendez , G. Mitselmakher , A. Muthirakalayil Madhu , N. Rawal , D. Rosenzweig , S. Rosenzweig , K. Shi , J. Wang , Z. Wu 



















Florida State University, Tallahassee, Florida, U.S.A.

T. Adams , A. Askew , N. Bower , R. Habibullah , V. Hagopian , T. Kolberg , G. Martinez, H. Prosper , O. Viazlo , M. Wulansatiti , R. Yohay , J. Zhang












Florida Institute of Technology, Melbourne, Florida, U.S.A.

M.M. Baarmand , S. Butalla , T. Elkafrawy ⁵², M. Hohlmann , R. Kumar Verma ,
M. Rahmani, F. Yumiceva 












University of Illinois Chicago, Chicago, U.S.A., Chicago, U.S.A.

M.R. Adams , H. Becerril Gonzalez , R. Cavanaugh , S. Dittmer , O. Evdokimov ,
C.E. Gerber , D.J. Hofman , D. S. Lemos , A.H. Merrit , C. Mills , G. Oh , T. Roy ,
S. Rudrabhatla , M.B. Tonjes , N. Varelas , X. Wang , Z. Ye , J. Yoo 























The University of Iowa, Iowa City, Iowa, U.S.A.

M. Alhousseini , K. Dilsiz ⁸⁹, L. Emediato , G. Karaman , O.K. Köseyan , J.-P. Merlo,
A. Mestvirishvili ⁹⁰, J. Nachtman , O. Neogi, H. Ogul ⁹¹, Y. Onel , A. Penzo , C. Snyder,
E. Tiras ⁹²

Johns Hopkins University, Baltimore, Maryland, U.S.A.

O. Amram , B. Blumenfeld , L. Corcodilos , J. Davis , A.V. Gritsan , S. Kyriacou ,
P. Maksimovic , J. Roskes , S. Sekhar , M. Swartz , T.Á. Vámi 

The University of Kansas, Lawrence, Kansas, U.S.A.

A. Abreu , L.F. Alcerro Alcerro , J. Anguiano , P. Baringer , A. Bean , Z. Flowers ,
T. Isidori , J. King , G. Krintiras , M. Lazarovits , C. Le Mahieu , C. Lindsey, J. Marquez ,
N. Minafra , M. Murray , M. Nickel , C. Rogan , C. Royon , R. Salvatico , S. Sanders ,
C. Smith , Q. Wang , G. Wilson 


















Kansas State University, Manhattan, Kansas, U.S.A.

B. Allmond , S. Duric, A. Ivanov , K. Kaadze , A. Kalogeropoulos , D. Kim, Y. Maravin ,
T. Mitchell, A. Modak, K. Nam, D. Roy 























Lawrence Livermore National Laboratory, Livermore, California, U.S.A.

F. Rebassoo , D. Wright 















University of Maryland, College Park, Maryland, U.S.A.

















































































































E. Adams , A. Baden , O. Baron, A. Belloni , A. Bethani , S.C. Eno , N.J. Hadley ,
S. Jabeen , R.G. Kellogg , T. Koeth , Y. Lai , S. Lascio , A.C. Mignerey , S. Nabili ,
C. Palmer , C. Papageorgakis , L. Wang , K. Wong 

Massachusetts Institute of Technology, Cambridge, Massachusetts, U.S.A.















D. Abercrombie, W. Busza , I.A. Cali , Y. Chen , M. D'Alfonso , J. Eysermans , C. Freer ,
G. Gomez-Ceballos , M. Goncharov, P. Harris, M. Hu , D. Kovalskyi , J. Krupa , Y.-J. Lee ,
K. Long , C. Mironov , C. Paus , D. Rankin , C. Roland , G. Roland , Z. Shi ,
G.S.F. Stephans , J. Wang, Z. Wang , B. Wyslouch , T. J. Yang 

University of Minnesota, Minneapolis, Minnesota, U.S.A.













R.M. Chatterjee, B. Crossman , A. Evans , J. Hiltbrand , B.M. Joshi , C. Kapsiak ,
M. Krohn , Y. Kubota , J. Mans , M. Revering , R. Rusack , R. Saradhy , N. Schroeder ,
N. Strobbe , M.A. Wadud 

University of Mississippi, Oxford, Mississippi, U.S.A.L.M. Cremaldi **University of Nebraska-Lincoln, Lincoln, Nebraska, U.S.A.**K. Bloom , M. Bryson, D.R. Claes , C. Fangmeier , L. Finco , F. Golf , C. Joo ,
R. Kamalieddin, I. Kravchenko , I. Reed , J.E. Siado , G.R. Snow[†], W. Tabb , A. Wightman ,
F. Yan , A.G. Zecchinelli **State University of New York at Buffalo, Buffalo, New York, U.S.A.**G. Agarwal , H. Bandyopadhyay , L. Hay , I. Iashvili , A. Kharchilava , C. McLean ,
M. Morris , D. Nguyen , J. Pekkanen , S. Rappoccio , A. Williams **Northeastern University, Boston, Massachusetts, U.S.A.**G. Alverson , E. Barberis , Y. Haddad , Y. Han , A. Krishna , J. Li , J. Lidrych ,
G. Madigan , B. Marzocchi , D.M. Morse , V. Nguyen , T. Orimoto , A. Parker ,
L. Skinnari , A. Tishelman-Charny , T. Wamorkar , B. Wang , A. Wisecarver , D. Wood **Northwestern University, Evanston, Illinois, U.S.A.**S. Bhattacharya , J. Bueghly, Z. Chen , A. Gilbert , K.A. Hahn , Y. Liu , N. Odell ,
M.H. Schmitt , M. Velasco**University of Notre Dame, Notre Dame, Indiana, U.S.A.**R. Band , R. Bucci, M. Cremonesi, A. Das , R. Goldouzian , M. Hildreth ,
K. Hurtado Anampa , C. Jessop , K. Lannon , J. Lawrence , N. Loukas , L. Lutton ,
J. Mariano, N. Marinelli, I. Mcalister, T. McCauley , C. Mcgrady , K. Mohrman , C. Moore ,
Y. Musienko ¹¹, R. Ruchti , A. Townsend , M. Wayne , H. Yockey, M. Zarucki , L. Zygala **The Ohio State University, Columbus, Ohio, U.S.A.**B. Bylsma, M. Carrigan , L.S. Durkin , B. Francis , C. Hill , M. Joyce , A. Lesauvage ,
M. Nunez Ornelas , K. Wei, B.L. Winer , B. R. Yates **Princeton University, Princeton, New Jersey, U.S.A.**F.M. Addesa , P. Das , G. Dezoort , P. Elmer , A. Frankenthal , B. Greenberg ,
N. Haubrich , S. Higginbotham , G. Kopp , S. Kwan , D. Lange , D. Marlow , I. Ojalvo ,
J. Olsen , D. Stickland , C. Tully **University of Puerto Rico, Mayaguez, Puerto Rico, U.S.A.**S. Malik , S. Norberg**Purdue University, West Lafayette, Indiana, U.S.A.**A.S. Bakshi , V.E. Barnes , R. Chawla , S. Das , L. Gutay, M. Jones , A.W. Jung ,
D. Kondratyev , A.M. Koshy, M. Liu , G. Negro , N. Neumeister , G. Paspalaki , S. Piperov ,
A. Purohit , J.F. Schulte , M. Stojanovic ¹⁴, J. Thieman , F. Wang , R. Xiao , W. Xie **Purdue University Northwest, Hammond, Indiana, U.S.A.**J. Dolen , N. Parashar 


Rice University, Houston, Texas, U.S.A.

D. Acosta , A. Baty , T. Carnahan , S. Dildick , K.M. Ecklund , P.J. Fernández Manteca ,
S. Freed, P. Gardner, F.J.M. Geurts , A. Kumar , W. Li , B.P. Padley , R. Redjimi,
J. Rotter , S. Yang , E. Yigitbasi , L. Zhang⁹³, Y. Zhang 

















University of Rochester, Rochester, New York, U.S.A.

A. Bodek , P. de Barbaro , R. Demina , J.L. Dulemba , C. Fallon, M. Galanti,
A. Garcia-Bellido , O. Hindrichs , A. Khukhunaishvili , P. Parygin , E. Popova , E. Ranken ,
R. Taus , G.P. Van Onsem 

The Rockefeller University, New York, New York, U.S.A.

K. Goulianos 














Rutgers, The State University of New Jersey, Piscataway, New Jersey, U.S.A.

B. Chiarito, J.P. Chou , Y. Gershtein , E. Halkiadakis , A. Hart , M. Heindl ,
D. Jaroslawski , O. Karacheban ²³, I. Laflotte , A. Lath , R. Montalvo, K. Nash,
M. Osherson , H. Routray , S. Salur , S. Schnetzer, S. Somalwar , R. Stone , S.A. Thayil ,
S. Thomas, H. Wang 










University of Tennessee, Knoxville, Tennessee, U.S.A.

H. Acharya, A.G. Delannoy , S. Fiorendi , T. Holmes , E. Nibigira , S. Spanier 

Texas A&M University, College Station, Texas, U.S.A.

O. Bouhali ⁹⁴, M. Dalchenko , A. Delgado , R. Eusebi , J. Gilmore , T. Huang ,
T. Kamon ⁹⁵, H. Kim , S. Luo , S. Malhotra, R. Mueller , D. Overton , D. Rathjens ,
A. Safonov 






Texas Tech University, Lubbock, Texas, U.S.A.

N. Akchurin , J. Damgov , V. Hegde , K. Lamichhane , S.W. Lee , T. Mengke,
S. Muthumuni , T. Peltola , I. Volobouev , A. Whitbeck 

Vanderbilt University, Nashville, Tennessee, U.S.A.

E. Appelt , S. Greene, A. Gurrola , W. Johns , A. Melo , F. Romeo , P. Sheldon , S. Tuo ,
J. Velkovska , J. Viinikainen 












University of Virginia, Charlottesville, Virginia, U.S.A.










B. Cardwell , B. Cox , G. Cummings , J. Hakala , R. Hirosky , A. Ledovskoy , A. Li ,
C. Neu , C.E. Perez Lara , B. Tannenwald 

Wayne State University, Detroit, Michigan, U.S.A.

P.E. Karchin , N. Poudyal 

University of Wisconsin — Madison, Madison, Wisconsin, U.S.A.

S. Banerjee , K. Black , T. Bose , S. Dasu , I. De Bruyn , P. Everaerts , C. Galloni, H. He ,
M. Herndon , A. Herve , C.K. Koraka , A. Lanaro, A. Loeliger , R. Loveless 

J. Madhusudanan Sreekala , A. Mallampalli , A. Mohammadi , S. Mondal, G. Parida ,
D. Pinna, A. Savin, V. Shang , V. Sharma , W.H. Smith , D. Teague, H.F. Tsoi , W. Vetens 

Authors affiliated with an institute or an international laboratory covered by a cooperation agreement with CERN

S. Afanasiev , V. Andreev , Yu. Andreev , T. Aushev , M. Azarkin , A. Babaev ,
A. Belyaev , V. Blinov⁹⁶, E. Boos , V. Borshch , D. Budkouski , V. Chekhovsky,
R. Chistov , M. Danilov , A. Demijanov , A. Dermenev , T. Dimova , I. Dremin ,
V. Epshteyn , A. Ershov , G. Gavrilo , V. Gavrilov , S. Gninenko , V. Golovtsov ,
N. Golubev , I. Golutvin , I. Gorbunov , A. Gribushin , Y. Ivanov , V. Kachanov ,
L. Kardapoltsev , V. Karjavine , A. Karneyeu , L. Khein, V. Kim , M. Kirakosyan,
D. Kirpichnikov , M. Kirsanov , O. Kodolova , D. Konstantinov , V. Korenkov ,
V. Korotkikh, A. Kozyrev , N. Krasnikov , A. Lanev , P. Levchenko , A. Litomin,
N. Lychkovskaya , V. Makarenko , A. Malakhov , V. Matveev , V. Murzin ,
A. Nikitenko , S. Obraztsov , I. Ovtin , V. Palichik , V. Perelygin , S. Petrushanko ,
S. Polikarpov , V. Popov, O. Radchenko , M. Savina , V. Savrin , D. Selivanova ,
V. Shalaev , S. Shmatov , S. Shulha , Y. Skovpen , S. Slabospitskii , V. Smirnov ,
A. Snigirev , D. Sosnov , V. Sulimov , E. Tcherniaev , A. Terkulov , O. Teryaev ,
I. Tlisova , A. Toropin , L. Uvarov , A. Uzunian , I. Vardanyan , E. Vlasov , A. Vorobyev,
N. Voytishin , B.S. Yuldashev⁹⁹, A. Zarubin , I. Zhizhin , A. Zhokin 

[†] Deceased

¹ Also at TU Wien, Vienna, Austria

² Also at Institute of Basic and Applied Sciences, Faculty of Engineering, Arab Academy for Science, Technology and Maritime Transport, Alexandria, Egypt

³ Also at Université Libre de Bruxelles, Bruxelles, Belgium

⁴ Also at Universidade Estadual de Campinas, Campinas, Brazil

⁵ Also at Federal University of Rio Grande do Sul, Porto Alegre, Brazil

⁶ Also at UFMS, Nova Andradina, Brazil

⁷ Also at University of Chinese Academy of Sciences, Beijing, China

⁸ Also at Nanjing Normal University, Nanjing, China

⁹ Now at The University of Iowa, Iowa City, Iowa, U.S.A.

¹⁰ Also at University of Chinese Academy of Sciences, Beijing, China

¹¹ Also at an institute or an international laboratory covered by a cooperation agreement with CERN

¹² Now at British University in Egypt, Cairo, Egypt

¹³ Now at Cairo University, Cairo, Egypt

¹⁴ Also at Purdue University, West Lafayette, Indiana, U.S.A.

¹⁵ Also at Université de Haute Alsace, Mulhouse, France

¹⁶ Also at Department of Physics, Tsinghua University, Beijing, China

¹⁷ Also at The University of the State of Amazonas, Manaus, Brazil

¹⁸ Also at Erzincan Binali Yildirim University, Erzincan, Turkey

¹⁹ Also at University of Hamburg, Hamburg, Germany

²⁰ Also at RWTH Aachen University, III. Physikalisches Institut A, Aachen, Germany

²¹ Also at Isfahan University of Technology, Isfahan, Iran

²² Also at Bergische University Wuppertal (BUW), Wuppertal, Germany

²³ Also at Brandenburg University of Technology, Cottbus, Germany

²⁴ Also at Forschungszentrum Jülich, Juelich, Germany

²⁵ Also at CERN, European Organization for Nuclear Research, Geneva, Switzerland

²⁶ Also at Institute of Physics, University of Debrecen, Debrecen, Hungary

- ²⁷ Also at *Institute of Nuclear Research ATOMKI, Debrecen, Hungary*
- ²⁸ Now at *Universitatea Babeş-Bolyai — Facultatea de Fizică, Cluj-Napoca, Romania*
- ²⁹ Also at *Physics Department, Faculty of Science, Assiut University, Assiut, Egypt*
- ³⁰ Also at *Karoly Robert Campus, MATE Institute of Technology, Gyongyos, Hungary*
- ³¹ Also at *HUN-REN Wigner Research Centre for Physics, Budapest, Hungary*
- ³² Also at *Faculty of Informatics, University of Debrecen, Debrecen, Hungary*
- ³³ Also at *Punjab Agricultural University, Ludhiana, India*
- ³⁴ Also at *UPES — University of Petroleum and Energy Studies, Dehradun, India*
- ³⁵ Also at *University of Visva-Bharati, Santiniketan, India*
- ³⁶ Also at *University of Hyderabad, Hyderabad, India*
- ³⁷ Also at *Indian Institute of Science (IISc), Bangalore, India*
- ³⁸ Also at *Indian Institute of Technology (IIT), Mumbai, India*
- ³⁹ Also at *IIT Bhubaneswar, Bhubaneswar, India*
- ⁴⁰ Also at *Institute of Physics, Bhubaneswar, India*
- ⁴¹ Also at *Deutsches Elektronen-Synchrotron, Hamburg, Germany*
- ⁴² Now at *Department of Physics, Isfahan University of Technology, Isfahan, Iran*
- ⁴³ Also at *Sharif University of Technology, Tehran, Iran*
- ⁴⁴ Also at *Department of Physics, University of Science and Technology of Mazandaran, Behshahr, Iran*
- ⁴⁵ Also at *Helwan University, Cairo, Egypt*
- ⁴⁶ Also at *Italian National Agency for New Technologies, Energy and Sustainable Economic Development, Bologna, Italy*
- ⁴⁷ Also at *Centro Siciliano di Fisica Nucleare e di Struttura Della Materia, Catania, Italy*
- ⁴⁸ Also at *Università degli Studi Guglielmo Marconi, Roma, Italy*
- ⁴⁹ Also at *Scuola Superiore Meridionale, Università di Napoli ‘Federico II’, Napoli, Italy*
- ⁵⁰ Also at *Fermi National Accelerator Laboratory, Batavia, Illinois, U.S.A.*
- ⁵¹ Also at *Università di Napoli ‘Federico II’, Napoli, Italy*
- ⁵² Also at *Ain Shams University, Cairo, Egypt*
- ⁵³ Also at *Consiglio Nazionale delle Ricerche — Istituto Officina dei Materiali, Perugia, Italy*
- ⁵⁴ Also at *Riga Technical University, Riga, Latvia*
- ⁵⁵ Also at *Department of Applied Physics, Faculty of Science and Technology, Universiti Kebangsaan Malaysia, Bangi, Malaysia*
- ⁵⁶ Also at *Consejo Nacional de Ciencia y Tecnología, Mexico City, Mexico*
- ⁵⁷ Also at *IRFU, CEA, Université Paris-Saclay, Gif-sur-Yvette, France*
- ⁵⁸ Also at *Faculty of Physics, University of Belgrade, Belgrade, Serbia*
- ⁵⁹ Also at *Trincomalee Campus, Eastern University, Sri Lanka, Nilaveli, Sri Lanka*
- ⁶⁰ Also at *INFN Sezione di Pavia, Università di Pavia, Pavia, Italy*
- ⁶¹ Also at *National and Kapodistrian University of Athens, Athens, Greece*
- ⁶² Also at *Ecole Polytechnique Fédérale Lausanne, Lausanne, Switzerland*
- ⁶³ Also at *Universität Zürich, Zurich, Switzerland*
- ⁶⁴ Also at *Stefan Meyer Institute for Subatomic Physics, Vienna, Austria*
- ⁶⁵ Also at *Laboratoire d’Annecy-le-Vieux de Physique des Particules, IN2P3-CNRS, Annecy-le-Vieux, France*
- ⁶⁶ Also at *Near East University, Research Center of Experimental Health Science, Mersin, Turkey*
- ⁶⁷ Also at *Konya Technical University, Konya, Turkey*
- ⁶⁸ Also at *Izmir Bakircay University, Izmir, Turkey*
- ⁶⁹ Also at *Adiyaman University, Adiyaman, Turkey*
- ⁷⁰ Also at *Istanbul Gedik University, Istanbul, Turkey*
- ⁷¹ Also at *Necmettin Erbakan University, Konya, Turkey*
- ⁷² Also at *Bozok Universitetesi Rektörlüğü, Yozgat, Turkey*
- ⁷³ Also at *Marmara University, Istanbul, Turkey*
- ⁷⁴ Also at *Milli Savunma University, Istanbul, Turkey*
- ⁷⁵ Also at *Kafkas University, Kars, Turkey*
- ⁷⁶ Also at *Istanbul University — Cerrahpasa, Faculty of Engineering, Istanbul, Turkey*
- ⁷⁷ Also at *Ozyegin University, Istanbul, Turkey*

- ⁷⁸ Also at *Vrije Universiteit Brussel, Brussel, Belgium*
- ⁷⁹ Also at *School of Physics and Astronomy, University of Southampton, Southampton, United Kingdom*
- ⁸⁰ Also at *University of Bristol, Bristol, United Kingdom*
- ⁸¹ Also at *IPPP Durham University, Durham, United Kingdom*
- ⁸² Also at *Monash University, Faculty of Science, Clayton, Australia*
- ⁸³ Also at *Università di Torino, Torino, Italy*
- ⁸⁴ Also at *Bethel University, St. Paul, Minnesota, U.S.A.*
- ⁸⁵ Also at *Karamanoğlu Mehmetbey University, Karaman, Turkey*
- ⁸⁶ Also at *California Institute of Technology, Pasadena, California, U.S.A.*
- ⁸⁷ Also at *United States Naval Academy, Annapolis, Maryland, U.S.A.*
- ⁸⁸ Also at *University of Florida, Gainesville, Florida, U.S.A.*
- ⁸⁹ Also at *Bingol University, Bingol, Turkey*
- ⁹⁰ Also at *Georgian Technical University, Tbilisi, Georgia*
- ⁹¹ Also at *Sinop University, Sinop, Turkey*
- ⁹² Also at *Erciyes University, Kayseri, Turkey*
- ⁹³ Also at *Institute of Modern Physics and Key Laboratory of Nuclear Physics and Ion-beam Application (MOE) — Fudan University, Shanghai, China*
- ⁹⁴ Also at *Texas A&M University at Qatar, Doha, Qatar*
- ⁹⁵ Also at *Kyungpook National University, Daegu, Korea*
- ⁹⁶ Also at *another institute or international laboratory covered by a cooperation agreement with CERN*
- ⁹⁷ Also at *Yerevan Physics Institute, Yerevan, Armenia*
- ⁹⁸ Also at *Imperial College, London, United Kingdom*
- ⁹⁹ Also at *Institute of Nuclear Physics of the Uzbekistan Academy of Sciences, Tashkent, Uzbekistan*