

MIT Open Access Articles

Multiplicity dependence of $\sigma(2S)/\sigma J/\psi$ in pp collisions at $\sqrt{s} = 13$ TeV

The MIT Faculty has made this article openly available. **Please share** how this access benefits you. Your story matters.

Citation: The LHCb collaboration., Aaij, R., Abdelmotteleb, A.S.W. et al. Multiplicity dependence of $\sigma(2S)/\sigma J/\psi$ in pp collisions at $\sqrt{s} = 13$ TeV. J. High Energ. Phys. 2024, 243 (2024).

As Published: 10.1007/jhep05(2024)243

Publisher: Springer Science and Business Media LLC

Persistent URL: <https://hdl.handle.net/1721.1/155213>

Version: Final published version: final published article, as it appeared in a journal, conference proceedings, or other formally published context

Terms of use: Creative Commons Attribution



Multiplicity dependence of $\sigma_{\psi(2S)}/\sigma_{J/\psi}$ in pp collisions at $\sqrt{s} = 13$ TeV



The LHCb collaboration

E-mail: 1292253713@qq.com

ABSTRACT: The ratio of production cross-sections of $\psi(2S)$ over J/ψ mesons as a function of charged-particle multiplicity in proton-proton collisions at a centre-of-mass energy $\sqrt{s} = 13$ TeV is measured with a data sample collected by the LHCb detector, corresponding to an integrated luminosity of 658 pb^{-1} . The ratio is measured for both prompt and non-prompt $\psi(2S)$ and J/ψ mesons. When there is an overlap between the rapidity ranges over which multiplicity and charmonia production are measured, a multiplicity-dependent modification of the ratio is observed for prompt mesons. No significant multiplicity dependence is found when the ranges do not overlap. For non-prompt production, the $\psi(2S)$ -to- J/ψ production ratio is roughly independent of multiplicity, irrespective of the rapidity range over which the multiplicity is measured. The results are compared to predictions of the co-mover model and agree well except in the low multiplicity region. The ratio of production cross-sections of $\psi(2S)$ over J/ψ mesons are cross-checked with other measurements in di-lepton channels and found to be compatible.

KEYWORDS: Hadron-Hadron Scattering, Particle and Resonance Production, Quarkonium, Relativistic Heavy Ion Physics

ARXIV EPRINT: [2312.15201](https://arxiv.org/abs/2312.15201)

Contents

1	Introduction	1
2	Detector and data samples	2
3	Selection of J/ψ and $\psi(2S)$ candidates	3
4	Multiplicity variables	3
5	Determination of the cross-section ratio	4
6	Systematic uncertainties	5
7	Results	7
7.1	$\psi(2S)$ -to- J/ψ ratio as a function of multiplicity	7
7.2	$\psi(2S)$ -to- J/ψ ratio in different p_T and y ranges	10
7.3	Comparisons with other measurements	10
8	Conclusion	14
A	Numeric results	15
	The LHCb collaboration	27

1 Introduction

Heavy quarkonium production has long served as a pivotal tool for probing the intricate dynamics of quantum chromodynamics (QCD). Heavy-ion collisions in particular offer a unique vantage point. Heavy quarks are generated in the initial stages of the collisions, making quarkonium production a powerful probe for the evolution of heavy-ion interactions. Quarkonium production in heavy-ion collisions are influenced by several mechanisms. These include phenomena such as Debye screening, which suppresses the production in quark-gluon plasma (QGP) [1] and recombination processes [2], which lead to an enhancement at higher energies [3]. To reliably interpret the results from heavy-ion measurements, reference measurements without these nuclear matter effects, such as in proton-proton (pp) collisions, are required.

In heavy-ion collisions, quarkonium production is affected by initial-state effects like modification of parton distribution function (PDF) [4] and energy losses through multi-particle scattering [5]. While comparing the production rates for excited quarkonium states to those of the ground states can mitigate the initial-state effects listed above, observations highlight a distinct suppression of excited charmonia ($\psi(2S)$) and bottomonia ($\Upsilon(2S)$, $\Upsilon(3S)$) compared to their ground states $J/\psi(1S)$ and $\Upsilon(1S)$, from collaborations at the SPS [6], RHIC [7] and LHC [8–12]. This difference points towards the necessity of considering additional effects.

These modifications can arise in the presence of QGP, which, together with the Debye color screening may lead to the deconfinement of quarks and hence, the dissociation of quarkonia. The signatures of QGP are observed in small system collisions including protons, at high charged-particle multiplicities. For instance, the ALICE collaboration reported strangeness enhancement in high-multiplicity pp and $p\text{Pb}$ collisions at $\sqrt{s} = 7$ TeV [13], while the CMS collaboration identified significant collective flow in high-multiplicity pp collisions at $\sqrt{s} = 13$ TeV [14]. Additionally, long-range correlations between particles emitted in a given rapidity range, resembling anisotropic collective flow, have been detected in high-multiplicity pp and $p\text{Pb}$ collisions at the LHC [15–18]. With an increasing number of QGP-like signatures being observed, there is growing interest in investigating quarkonium suppression in high-multiplicity small system collisions as a probe for QGP in such environment.

Another mechanism that affects the quarkonium production is the co-mover effect [19], in which co-moving particles can modify quarkonium properties, resulting in the suppression of these states. Excited states of quarkonium are loosely bound with larger radii, and are more likely to dissociate in the interaction with co-moving particles, which manifests as relative suppression compared to ground states. The suppression by interaction with co-moving particles is correlated to the charged-particle multiplicity since the latter influences the number of co-moving particles. The co-mover model has been successful at describing suppression of charmonia, bottomonia, and $X(3872)$ hadrons in various collision systems [20–23].

This study uses pp collision data at a center-of-mass energy of 13 TeV collected by the LHCb detector in 2016, corresponding to a luminosity of 658 ± 13 pb $^{-1}$, to measure and compare the production cross-sections of prompt and non-prompt (from b -hadron decay) $\psi(2S)$ and J/ψ mesons. The subsequent determination of cross-section ratios across different multiplicity regions help to understand the relation between charmonium production, QGP and the co-mover effect.

To distinguish between the influence of the co-mover effect on the production and that of QGP, several types of multiplicity variables are needed. In this analysis, the $\psi(2S)$ -to- J/ψ cross-section ratio is measured as a function of local multiplicity, which is the multiplicity close to PV, as well as forward (backward) multiplicity, which is measured in same (opposite) rapidity range over which the charmonia production is measured. The usage of backward multiplicity allows the co-mover effect to be removed so that the existence of QGP can be tested.

2 Detector and data samples

The LHCb detector [24, 25] is a single-arm forward spectrometer covering the pseudorapidity range $2 < \eta < 5$, designed primarily for the study of particles containing b or c quarks. The detector includes a high-precision tracking system consisting of a silicon-strip vertex detector surrounding the pp interaction region [26], a large-area silicon-strip detector located upstream of a dipole magnet with a bending power of about 4 Tm, and three stations of silicon-strip detectors and straw drift tubes [27] placed downstream of the magnet. The tracking system provides a measurement of momentum, p , of charged particles with a relative uncertainty that varies from 0.5% at low momentum to 1.0% at 200 GeV/ c . The minimum distance of a track to a primary vertex (PV), the impact parameter, is measured with a resolution of $(15 + 29/p_T)$ μm , where p_T is expressed in GeV/ c . Different types of charged hadrons are

distinguished using information from two ring-imaging Cherenkov detectors [28]. Photons, electrons and hadrons are identified by a calorimeter system consisting of scintillating-pad (SPD) and preshower detectors, an electromagnetic calorimeter and a hadronic calorimeter. Muons are identified by a system composed of alternating layers of iron and multiwire proportional chambers [29].

Simulated signal samples are used to study the efficiencies. In the simulation, pp collisions are generated using PYTHIA [30] with a specific LHCb configuration [31]. The prompt-charmonium production is simulated in PYTHIA with contributions from both the leading order color-singlet and color-octet mechanisms [31, 32]. Decays of hadronic particles are described by EVTGEN [33], in which final state radiation is generated using PHOTOS [34]. The interaction of the generated particles with the detector and its response are implemented using the GEANT4 toolkit [35, 36]. The charmonia are generated unpolarised since all the LHC measurements so far indicate that the polarisation is small [37, 38].

3 Selection of J/ψ and $\psi(2S)$ candidates

The J/ψ and $\psi(2S)$ candidates are reconstructed through their decays to the $\mu^+\mu^-$ final state. The trigger selection consists of a hardware stage and a software stage. The hardware trigger selects events containing two tracks identified as muon tracks. Then in the software stage, the two muons are required to be oppositely charged and have good qualities of the track fit and vertex reconstruction fit. Both muons are required to have a momentum of at least 6 GeV/ c and transverse momentum $p_T > 0.3$ GeV/ c . The invariant masses of the J/ψ and $\psi(2S)$ candidates must be within 120 MeV/ c^2 of the known masses [39].

Additional selections and particle identification (PID) requirements are imposed to suppress the background from random combinations of tracks. Each muon is further required to have $p_T > 1.2$ GeV/ c and $2.0 < \eta < 4.9$. Events are required to have exactly one PV, with a coordinate along the beam direction, z_{PV} , within a range in which the Vertex Locator (VELO) acceptance is uniform and the vertex reconstruction efficiency is weakly dependent on the track multiplicity. The range varies for the multiplicity variables due to the different rapidity ranges they are measured and is listed in table 1, which is introduced together with multiplicity variables in section 4.

The pseudo decay time t_z is defined as

$$t_z = \frac{(z - z_{PV}) \times m}{p_z}, \quad (3.1)$$

where z is the decay vertex z coordinate of the charmonium candidate, p_z is the momentum in z -direction, and m is the known mass for the corresponding charmonium state [39]. Candidates are required to satisfy $|t_z| < 10$ ps and $|\sigma_{t_z}| < 0.3$ ps, where σ_{t_z} is the uncertainty of t_z . The pseudo decay time distribution is used to distinguish the prompt from non-prompt charmonia, since t_z tends to be larger for non-prompt components.

4 Multiplicity variables

The multiplicity variables to be studied are defined as follows.

Variable	z_{PV} range (mm)
$N_{\text{tracks}}^{\text{PV}}$	[-60, 180]
$N_{\text{fwd}}^{\text{PV}}$	[-180, 180]
$N_{\text{bwd}}^{\text{PV}}$	[-30, 180]

Table 1. Requirements on z_{PV} for different multiplicity variables.

Variable	mean value
$N_{\text{tracks}}^{\text{PV}}$	26.74
$N_{\text{fwd}}^{\text{PV}}$	16.53
$N_{\text{bwd}}^{\text{PV}}$	11.26

Table 2. Mean values of the three multiplicity variables in no-bias data.

The local multiplicity, $N_{\text{tracks}}^{\text{PV}}$, is the number of VELO tracks considered for a PV reconstruction, which is a good estimator for prompt charged-particle multiplicity for events with one PV [40, 41]. The forward (backward) multiplicity is represented by $N_{\text{fwd}}^{\text{PV}}$ ($N_{\text{bwd}}^{\text{PV}}$), corresponding to the number of tracks in the forward (backward) pseudorapidity region of $1.5 < \eta < 5.2$ ($-5.2 < \eta < -1.5$). The forward region roughly coincides with the LHCb acceptance. The two muon tracks are thus included in $N_{\text{tracks}}^{\text{PV}}$ and $N_{\text{fwd}}^{\text{PV}}$ but not in $N_{\text{bwd}}^{\text{PV}}$. The restriction on z_{PV} for different multiplicity variables is listed in table 1, within which the VELO acceptance is roughly uniform for different multiplicity variables.

The multiplicity variables are further nondimensionalised by dividing their corresponding mean values in no-bias data. The no-bias data are recorded with random trigger decisions, which makes its mean values of multiplicity good references. By nondimensionalising the multiplicity variables, the nearly negligible inefficiency can be further canceled. The mean values in no-bias data are summarized in table 2. The forward and backward multiplicity slightly don't sum up to the local multiplicity due to different constraints in the z_{PV} for different multiplicity variables.

5 Determination of the cross-section ratio

The double-differential cross-section for prompt and non-prompt J/ψ and $\psi(2S)$ production in a given (p_T, y) bin and multiplicity range is defined as

$$\frac{d^2\sigma}{dydp_T} = \frac{N(p_T, y)}{\mathcal{L} \times \epsilon_{\text{tot}}(p_T, y) \times \mathcal{B} \times \Delta y \times \Delta p_T}, \quad (5.1)$$

where $N(p_T, y)$ is the number of signal candidates extracted from a fit to the dimuon invariant mass, \mathcal{L} is the integrated luminosity, ϵ_{tot} is the total efficiency associated to the selection requirements, and Δp_T and Δy are the corresponding bin widths. The branching fractions $\mathcal{B}(J/\psi \rightarrow \mu^+\mu^-) = (5.961 \pm 0.033)\%$ and $\mathcal{B}(\psi(2S) \rightarrow e^+e^-) = (7.93 \pm 0.17) \times 10^{-3}$ are used [39]. For the $\psi(2S)$ mode, the dielectron decay, which has higher precision, is used under the assumption of lepton universality. The measurement is performed in the kinematic range

$2.0 < y < 4.5$ and $0.3 < p_T < 20 \text{ GeV}/c$, where the lower limit in p_T suppresses contributions from photon-induced production [42].

The double-differential ratio of prompt or non-prompt production in a certain multiplicity range is further defined by

$$\frac{\sigma_{\psi(2S)}(p_T, y)}{\sigma_{J/\psi}(p_T, y)} = \frac{N_{\psi(2S)}(p_T, y)}{N_{J/\psi}(p_T, y)} \times \frac{\epsilon_{\text{tot}, J/\psi}(p_T, y)}{\epsilon_{\text{tot}, \psi(2S)}(p_T, y)} \times \frac{\mathcal{B}_{J/\psi \rightarrow \mu^+ \mu^-}}{\mathcal{B}_{\psi(2S) \rightarrow e^+ e^-}}. \quad (5.2)$$

Therefore, the ratio of production over an integrated (p_T, y) region can be calculated as $\Sigma_k \sigma_{\psi(2S), k} / \Sigma_k \sigma_{J/\psi, k}$, where k denotes the bin index for kinematic bins (p_T, y) .

The yields of prompt and non-prompt charmonia are extracted by performing a two-dimensional extended unbinned maximum-likelihood fit to the distributions of invariant mass $m_{\mu^+ \mu^-}$ and pseudo decay time t_z of the candidates. The mass spectrum of signal is described by the sum of two Crystal Ball functions [43], which share a common mean but have independent width parameters. The relation between the widths and tail parameters are determined from simulation. The background in the mass spectrum is described by an exponential function whose decay parameter is allowed to vary. The pseudo decay time distribution of prompt and non-prompt charmonia are described by a Dirac delta function and an exponential function, respectively. Both are convolved with a common double-Gaussian function, which accounts for the detector resolution. The background t_z distribution is parameterised with an empirical function consisting of three (two) exponential functions for positive (negative) t_z direction, convolved with a double-Gaussian function. The parameters for the background shapes are determined from fits to data in the mass sideband regions, corresponding to candidates with masses at least 50 MeV above or below the known charmonia masses, which are mostly populated by background. The background parameters are then fixed in the final two-dimensional fit. A charmonium candidate can also be associated to a wrong PV, resulting in a long tail component in the t_z distribution. Even though the number of PVs is restricted to be exactly one, it is still possible that the true PV is not reconstructed and the candidate is associated to an incorrect PV. Its shape is modelled from data by calculating t_z with respect to the PV of the next event. As an example, the projections in mass and pseudo decay time of two-dimensional fits to the J/ψ and $\psi(2S)$ distributions are shown in figure 1. The total efficiency ϵ_{tot} is the product of the geometrical acceptance and the efficiencies of the particle reconstruction, event selection, muon identification and the trigger. The track reconstruction and muon identification efficiencies are determined using data-driven methods [44, 45]. The trigger efficiency is estimated on simulation and cross-checked using data [46]. The total efficiencies for prompt and non-prompt signals are calculated separately in each (p_T, y) and multiplicity bin. They are found to be very similar. The efficiencies in different multiplicity regions are determined separately, according to the binning scheme in data samples.

6 Systematic uncertainties

Systematic uncertainties arising from a variety of sources are studied. The systematic uncertainty ranges for the ratios in different $N_{\text{tracks}}^{\text{PV}}$ bins are summarized in table 3. The

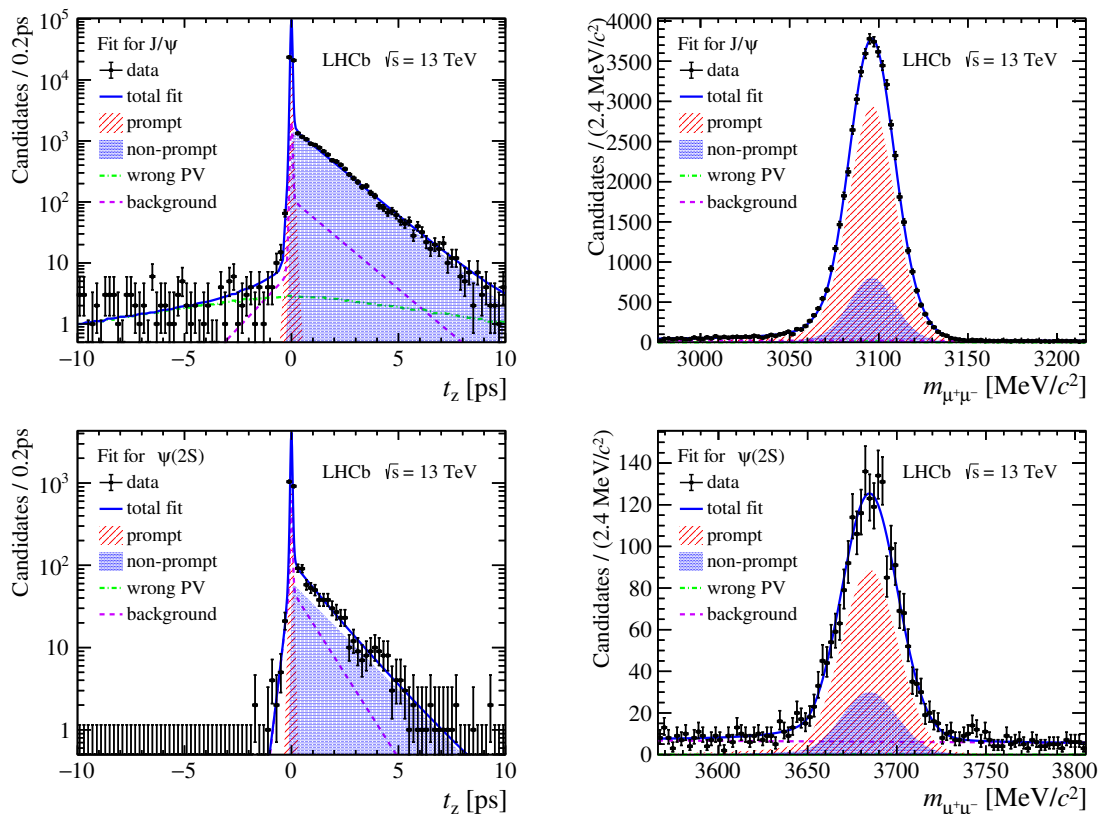


Figure 1. Distributions of the (left) pseudo decay time and (right) mass for (upper) J/ψ and (lower) $\psi(2S)$ are plotted in the region $4 \leq N_{\text{tracks}}^{\text{PV}} < 20$, $2.8 < y < 3.5$, and $6 < p_T < 8 \text{ GeV}/c$. The fit results are overlaid.

binning scheme for multiplicity and (p_T, y) ensures that in each individual bin, analysis can be performed with enough events.

To study the uncertainties related to the mass fits, the signal invariant mass distribution in each bin is also fitted with a kernel-estimated [47] distribution extracted from simulated samples. In order to account for the difference in resolution between data and simulation, a Gaussian function is used to smear the shape of the signals. The study is performed in each kinematic and multiplicity bin, and the relative difference between the ratio obtained from the default fit model and from the alternative fit model is quoted as a systematic uncertainty for both the prompt and non-prompt ratios.

To estimate the uncertainty due to imperfection of the t_z signal model, it is fitted to the simulated sample, where the true numbers of prompt and non-prompt candidates are known. Then the fit yield is compared to the true numbers and the variation is quoted as a systematic uncertainty. For the t_z background model, the sideband sample which the model is originally fitted to, is replaced by the distribution extracted from the data using the *sPlot* [48] method. The invariant mass and pseudo decay time have a correlation factor of 10^{-3} , so the invariant mass may be used as a discriminating variable to extract the signal and background distribution of pseudo decay time t_z with the *sPlot* [48] method. The difference between the alternative and default fits is taken as a systematic uncertainty.

The tracking efficiencies are determined from the simulation. Corrections, as a function of p and η , are determined using J/ψ control samples in data [49]. The uncertainty due to the limited size of the control samples are propagated to the results using pseudoexperiments. The multiplicity distribution of simulated samples is weighted to match that of the control samples, and the bias caused by the choice of the multiplicity variable is canceled in the $\psi(2S)$ -to- J/ψ cross-section production ratio.

The muon identification efficiency is obtained using simulated samples and calibrated with data samples of $J/\psi \rightarrow \mu^+\mu^-$ decays using the tag-and-probe method [50]. The single-muon identification efficiency is calculated as a function of p , η and the number of hits in the SPD, N_{spd} . The uncertainty due to the limited size of control samples is propagated to the final result. The uncertainty related to the binning scheme is studied by changing the binning scheme of $(p, \eta, N_{\text{spd}})$, and the variation on the ratio of production is quoted as a systematic uncertainty.

The uncertainty due to limited size of the simulated sample used to determine the efficiencies is propagated to the final result. The trigger efficiency is estimated from simulation and is cross-checked by a data-driven method using a fully reconstructed sample. The trigger efficiency in data is determined using a subset of events that would have triggered independently of the J/ψ and $\psi(2S)$ signal candidates [51]. The relative difference between data and simulation in different multiplicity bins is taken as a systematic uncertainty. The uncertainties in the charmonium branching ratios and luminosity cancel in the normalised ratios, defined as the ratios in different multiplicity regions divided by the total ratio over all multiplicity regions.

The $\psi(2S)$ -to- J/ψ cross-section ratios are reported with integration separately over p_T and y , and over the full p_T and y range. The systematic uncertainties that are correlated across different bins may cancel each other when adding the production over different kinematic bins, since in some bins the production cross-section may be over-estimated and in other bins it may be under-estimated. The systematic uncertainties for ratios over integrated kinematic bins are obtained in the same way as for each bins. The uncertainties that are not correlated across different bins are propagated to the final result.

7 Results

7.1 $\psi(2S)$ -to- J/ψ ratio as a function of multiplicity

The measured $\psi(2S)$ -to- J/ψ production cross-section ratios are presented in various kinematic and multiplicity bins, with the full numerical data details provided in appendix A A. Subsequently, the normalised ratio as a function of the nondimensionalised multiplicity can be obtained by integrating the double-differential results over the p_T and y bins. The $\psi(2S)$ -to- J/ψ ratio in each multiplicity bin is normalised to the ratio of total cross-section of J/ψ and $\psi(2S)$ mesons as

$$\text{Normalised } \sigma_{\psi(2S),n}/\sigma_{J/\psi,n} = \frac{\sigma_{\psi(2S),n}/\sigma_{J/\psi,n}}{\sum_n \sigma_{\psi(2S),n}/\sum_n \sigma_{J/\psi,n}}, \quad (7.1)$$

where n is the bin index for multiplicity. The normalised ratio for the integrated production over p_T and y as a function of the nondimensionalised $N_{\text{tracks}}^{\text{PV}}$ is illustrated in figure 2. The

Source	Interval of $N_{\text{tracks}}^{\text{PV}}$				
	4–20	20–45	45–70	70–95	95–200
Signal mass shape†					
prompt & non-prompt	0.1–1.6	0.1–1.3	0.1–1.1	0.1–1.8	0.1–3.2
Signal t_z shape†					
prompt	0.2–1.8	0.2–1.2	0.0–1.4	0.0–1.8	0.1–9.7
non-prompt	0.0–1.8	0.2–2.0	0.0–2.3	0.1–1.7	0.0–4.0
Background t_z shape†					
prompt	0.0–1.6	0.2–3.1	0.0–2.2	0.2–6.2	0.4–6.4
non-prompt	1.2–6.5	0.2–5.1	0.2–3.4	0.6–3.7	0.0–9.7
Tracking efficiency†					
prompt	0.0–0.8	0.0–0.7	0.0–0.7	0.0–0.7	0.0–0.8
non-prompt	0.0–1.0	0.0–1.1	0.0–1.2	0.0–1.1	0.0–1.1
Trigger efficiency†					
prompt & non-prompt	2.1	4.0	1.0	0.0	1.1
Muon ID sample size†					
prompt	0.0–0.1	0.0–0.1	0.0–0.1	0.0–0.1	0.0–0.1
non-prompt	0.0–0.1	0.0–0.1	0.0–0.1	0.0–0.1	0.0–0.1
Muon ID binning†					
prompt	0.1–0.8	0.1–0.8	0.1–0.9	0.1–0.7	0.1–0.9
non-prompt	0.0–0.9	0.0–0.8	0.1–0.7	0.1–0.8	0.1–1.0
Simulated sample size					
prompt	1.5–4.4	1.1–2.4	1.3–2.5	2.0–3.4	4.0–6.4
non-prompt	2.7–5.5	1.6–3.2	1.6–3.4	2.3–4.7	4.1–8.9
Total					
prompt	3.1–7.7	4.3–5.5	2.2–3.9	2.9–7.7	6.1–13
non-prompt	5.2–10.2	5.0–7.6	3.3–5.3	3.9–8.4	7.4–17

Table 3. Summary of systematic uncertainty ranges for the double-differential $\psi(2S)$ -to- J/ψ cross-section ratio, in different kinematic bins within corresponding multiplicity intervals in %. Sources marked with † are considered to be correlated between bins.

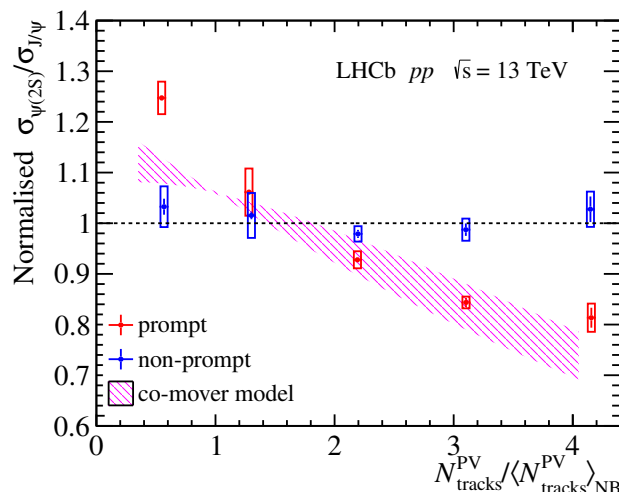


Figure 2. Normalised production ratio as a function of $N_{\text{tracks}}^{\text{PV}}/\langle N_{\text{tracks}}^{\text{PV}} \rangle_{\text{NB}}$, integrated over the full $p_{\text{T}}-y$ range of $2.0 < y < 4.5$ and $0.3 < p_{\text{T}} < 20$ GeV/ c with $-60 < z_{\text{PV}} < 180$ mm. The error bars represent statistical uncertainties and heights of the boxes represent systematical uncertainties.

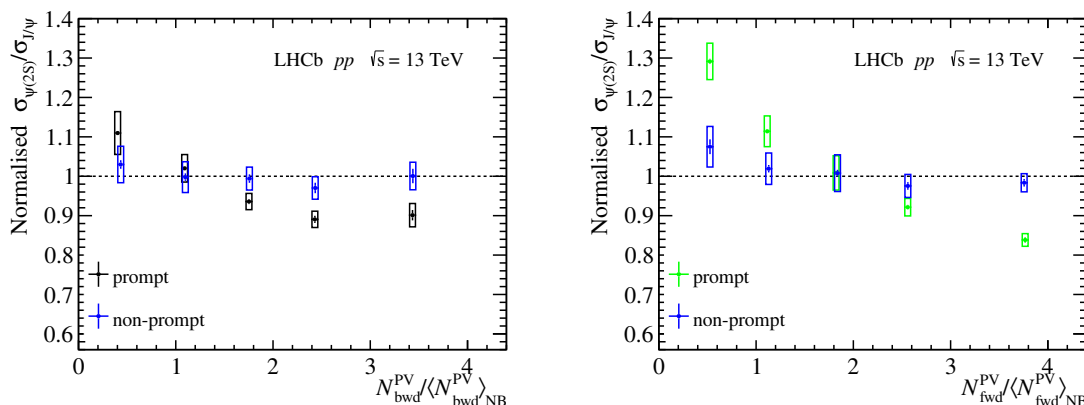


Figure 3. Normalised production ratio as a function of (left) $N_{\text{bwd}}^{\text{PV}}/\langle N_{\text{bwd}}^{\text{PV}} \rangle_{\text{NB}}$, with $-30 < z_{\text{PV}} < 180$ mm, and (right) $N_{\text{fwd}}^{\text{PV}}/\langle N_{\text{fwd}}^{\text{PV}} \rangle_{\text{NB}}$, with $-180 < z_{\text{PV}} < 180$ mm, integrated over the full $p_{\text{T}}-y$ range of $2.0 < y < 4.5$ and $0.3 < p_{\text{T}} < 20$ GeV/ c .

multiplicity distribution for J/ψ and $\psi(2S)$ are quite similar to each other, and the x -values are the weighted average of (non-)prompt J/ψ and $\psi(2S)$ multiplicity in each bin, where the weight is the inverse variation of the multiplicity distribution in corresponding bin. The uncertainty for the x -values is nearly negligible. For the sake of visibility, a small width is applied when drawing the systematic uncertainty.

The production ratio from b -hadron decays shows little dependence on multiplicity irrespective of the choice of multiplicity variable. For prompt $\psi(2S)$ and J/ψ , an evident decrease of ratio with $N_{\text{tracks}}^{\text{PV}}$ is observed (P-value of slope < 0.0005), which aligns well with the predictions of the co-mover model, except in the low multiplicity region.

Additionally, the ratios are examined as a function of the nondimensionalised $N_{\text{bwd}}^{\text{PV}}$ and $N_{\text{fwd}}^{\text{PV}}$ in figure 3. Notably, the trend is weaker as a function of $N_{\text{bwd}}^{\text{PV}}$ than $N_{\text{fwd}}^{\text{PV}}$ and $N_{\text{tracks}}^{\text{PV}}$.

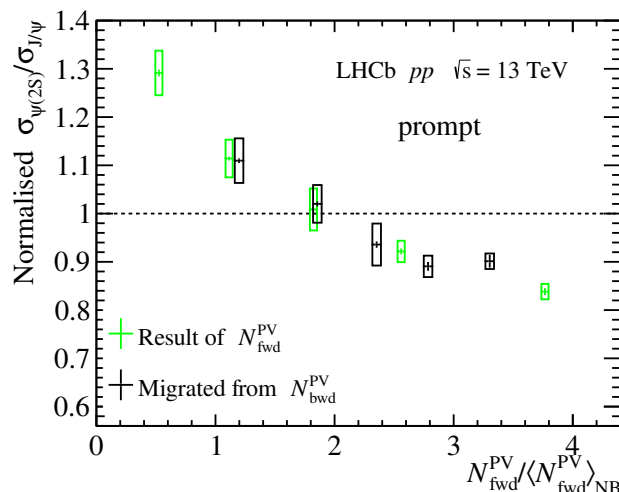


Figure 4. Normalised production ratio as a function of $N_{fwd}^{PV}/\langle N_{fwd}^{PV} \rangle_{NB}$, compared to a translation of the ratio as a function of $N_{bwd}^{PV}/\langle N_{bwd}^{PV} \rangle_{NB}$.

This suggests a correlation between the relative suppression and local particle multiplicity. According to comover effect [19], the ratio should remain constant across different N_{bwd}^{PV} , with N_{bwd}^{PV} being measured in a backward rapidity range and not including the muon tracks from charmonia. The slight decreasing trend of ratio as function of N_{bwd}^{PV} could result from the correlation between N_{bwd}^{PV} and N_{fwd}^{PV} , where the correlation factor is 0.54 and 0.51 for prompt J/ψ and $\psi(2S)$, respectively. To estimate the impact of this correlation, the mean N_{fwd}^{PV} value within each N_{bwd}^{PV} bin for prompt charmonia is calculated. Then, the normalised ratios across different N_{bwd}^{PV} bins are plotted as a function of N_{fwd}^{PV} , as shown in figure 4. A coherent alignment in the decreasing trend is consistent with the hypothesis that the dependency of the normalised $\psi(2S)$ -to- J/ψ ratio on N_{bwd}^{PV} arises from N_{bwd}^{PV} - N_{fwd}^{PV} correlation.

7.2 $\psi(2S)$ -to- J/ψ ratio in different p_T and y ranges

Figures 5, 6, and 7 present the normalised production ratios, as a function of the multiplicity, in different p_T ranges. The mean values for multiplicity variables in each bin are calculated in different kinematic regions accordingly, where their distributions are slight different. The relative production of $\psi(2S)$ mesons is suppressed in the lower p_T region. However, in the high- p_T region, the prompt is almost independent of multiplicity as the non-prompt ratio. This is consistent with the measurement on multiplicity dependence of $\Upsilon(nS)$ by CMS [52] and ATLAS [53], where the decreasing trend become slight in the high- p_T region.

The results for the ratio in different rapidity bins are shown in figures 8, 9 and 10. Notably, there is minimal difference across different rapidity regions, for both prompt and non-prompt signals.

7.3 Comparisons with other measurements

Measurements of $\mathcal{B}_{\psi(2S)} \times \sigma_{\psi(2S)}$ with $\mathcal{B}_{J/\psi} \times \sigma_{J/\psi}$ have been carried out across diverse collision systems and energies by comparing the ratio of $\sigma_{\psi(2S)}/\sigma_{J/\psi}$ alongside their branching fractions and systematic uncertainties. Remarkably, the ratio is consistent regardless of the

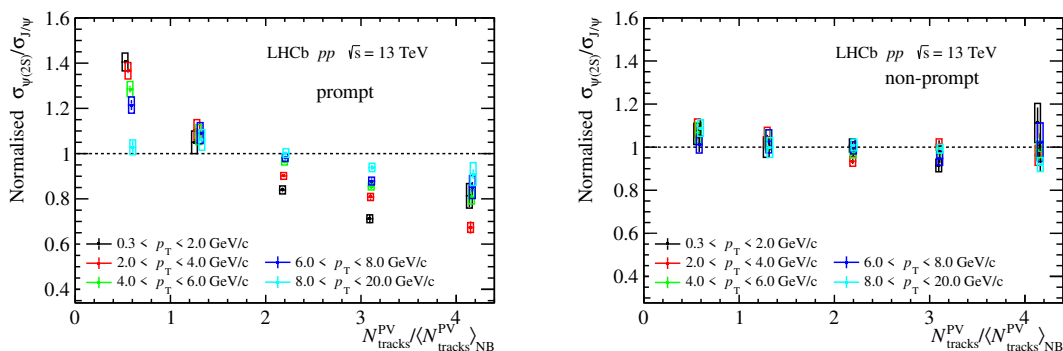


Figure 5. Normalised production ratio for (left) prompt and(right) non-prompt charmonia as a function of $N_{\text{tracks}}^{\text{PV}}/\langle N_{\text{tracks}}^{\text{PV}} \rangle_{\text{NB}}$ in different p_T intervals.

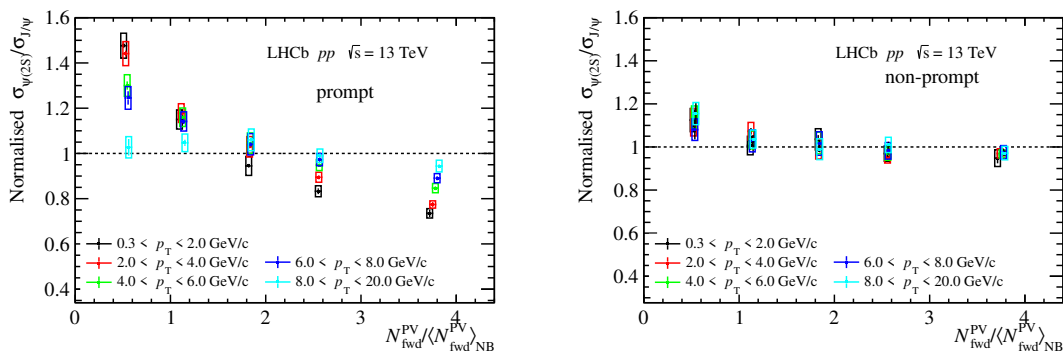


Figure 6. Normalised production ratio for (left) prompt and(right) non-prompt charmonia as a function of $N_{\text{fwd}}^{\text{PV}}/\langle N_{\text{fwd}}^{\text{PV}} \rangle_{\text{NB}}$ in different p_T intervals.

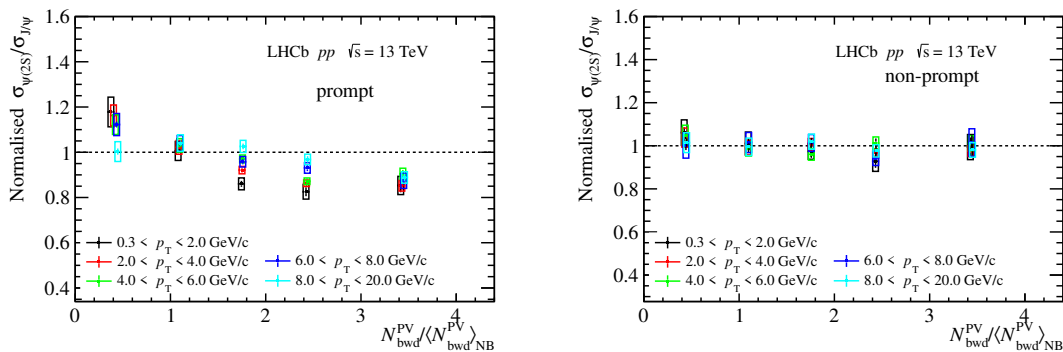


Figure 7. Normalised production ratio for (left) prompt and(right) non-prompt charmonia as a function of $N_{\text{bwd}}^{\text{PV}}/\langle N_{\text{bwd}}^{\text{PV}} \rangle_{\text{NB}}$ in different p_T intervals.

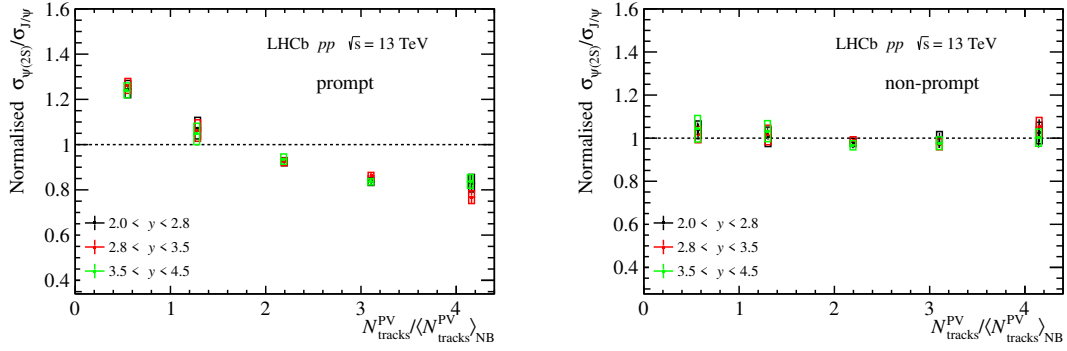


Figure 8. Normalised production ratio for (left) prompt and(right) non-prompt charmonia as a function of $N_{\text{tracks}}^{\text{PV}}/\langle N_{\text{tracks}}^{\text{PV}} \rangle_{\text{NB}}$ in different y intervals.

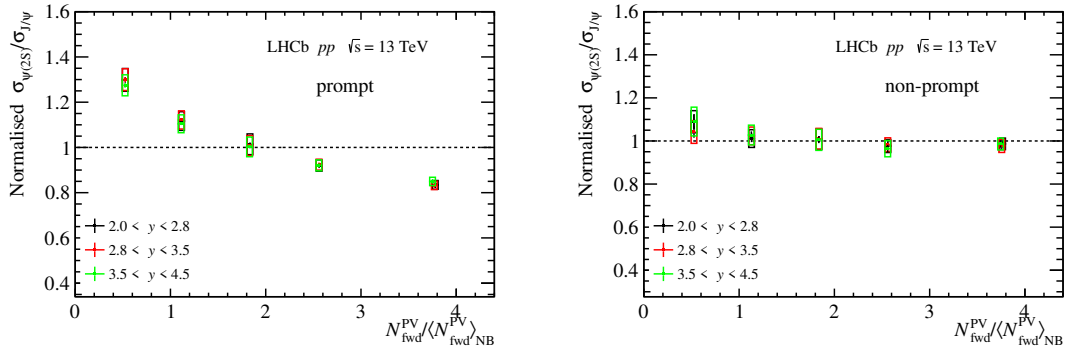


Figure 9. Normalised production ratio for (left) prompt and(right) non-prompt charmonia as a function of $N_{\text{fwd}}^{\text{PV}}/\langle N_{\text{fwd}}^{\text{PV}} \rangle_{\text{NB}}$ in different y intervals.

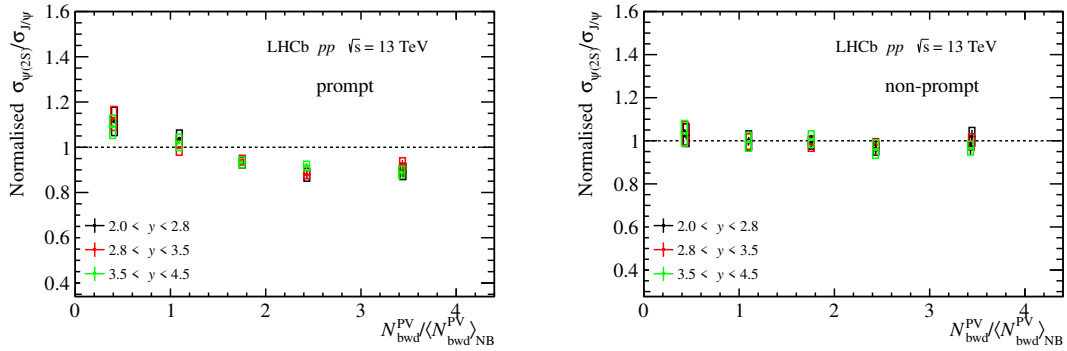


Figure 10. Normalised production ratio for (left) prompt and(right) non-prompt charmonia as a function of $N_{\text{bwd}}^{\text{PV}}/\langle N_{\text{bwd}}^{\text{PV}} \rangle_{\text{NB}}$ in different y intervals.

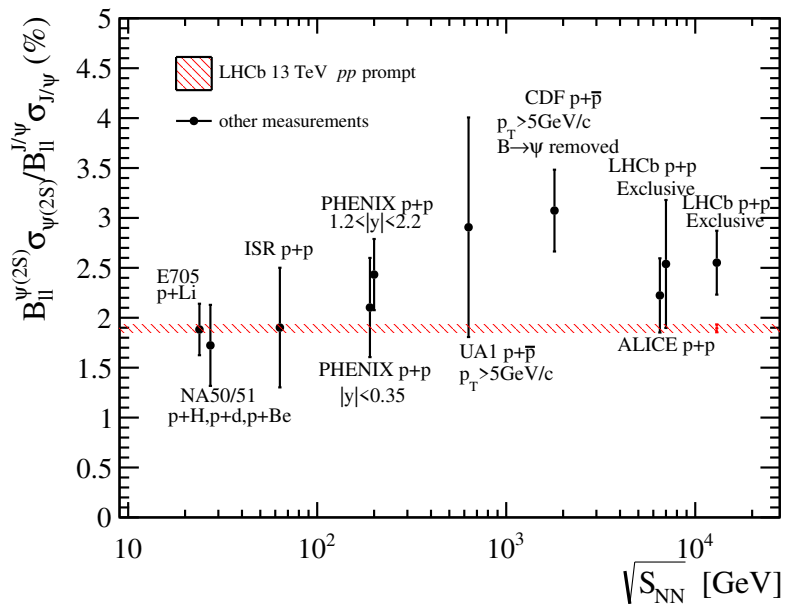


Figure 11. Production ratios compared to existing measurements [54].

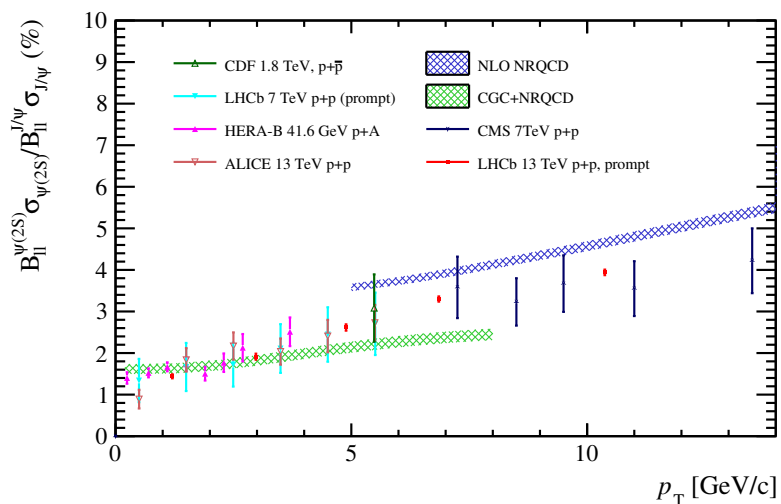


Figure 12. Production ratios as a function of p_T compared to existing measurements [54] and model predictions [65].

collision systems and energies. A comprehensive comparison is shown in figures 11 and 12, revealing strong agreement with other measurements [54–64], which has been summarized in [54]. The value of this measurement is

$$\frac{\mathcal{B}_{\psi(2S)} \times \sigma_{\psi(2S)}}{\mathcal{B}_{J/\psi} \times \sigma_{J/\psi}} = (1.894 \pm 0.039)\%. \quad (7.2)$$

8 Conclusion

This analysis presents a measurement of the normalised $\psi(2S)$ -to- J/ψ cross-section ratio, as a function of different charged-track multiplicity variables, in pp collisions at $\sqrt{s} = 13$ TeV. The data sample was collected by the LHCb detector in 2016 and corresponds to an integrated luminosity of $658 \pm 13 \text{ pb}^{-1}$.

Notably, for non-prompt production the cross-section ratio exhibits no dependence on any of these multiplicity variables. In contrast, in prompt production the ratio decreases as a function of $N_{\text{tracks}}^{\text{PV}}$, which is a trend that aligns well with the predictions of the co-mover model. Furthermore, the ratio for prompt production has a similar trend as a function of $N_{\text{fwd}}^{\text{PV}}$, which can be attributed to the correlation between the multiplicity and the charmonium production, a phenomenon that can also be ascribed to the co-mover effect. The use of $N_{\text{bwd}}^{\text{PV}}$ serves to mitigate this correlation, leading to a small yet observable diminishing trend in relation to multiplicity. The small dependence on $N_{\text{bwd}}^{\text{PV}}$ could arise from the correlation between $N_{\text{bwd}}^{\text{PV}}$ and $N_{\text{fwd}}^{\text{PV}}$. The distinct behaviors exhibited by the prompt and non-prompt components underscore the significant influence of interactions with other particles within the collision event on charmonium production, even in pp collisions. Furthermore, the variation of these ratios as a function of different multiplicity variables further solidifies this perspective.

The multiplicity dependence of the ratios is also measured in distinct p_{T} and y regions, uncovering an enhanced suppression pattern at low p_{T} , and an almost multiplicity independence in the high- p_{T} region for prompt $\psi(2S)$ -to- J/ψ ratio, regardless of the choice of multiplicity variables. Finally, the results of the ratio $\mathcal{B}_{\psi(2S)} \times \sigma_{\psi(2S)}$ over $\mathcal{B}_{J/\psi} \times \sigma_{J/\psi}$ are compared with other measurements, and are found to be in agreement with a relative higher precision.

Acknowledgments

We express our gratitude to Elena Gonzalez Ferreiro for the co-mover model predictions and YanQing Ma for the NRQCD model predictions. We express our gratitude to our colleagues in the CERN accelerator departments for the excellent performance of the LHC. We thank the technical and administrative staff at the LHCb institutes. We acknowledge support from CERN and from the national agencies: CAPES, CNPq, FAPERJ and FINEP (Brazil); MOST and NSFC (China); CNRS/IN2P3 (France); BMBF, DFG and MPG (Germany); INFN (Italy); NWO (Netherlands); MNiSW and NCN (Poland); MCID/IFA (Romania); MICINN (Spain); SNSF and SER (Switzerland); NASU (Ukraine); STFC (United Kingdom); DOE NP and NSF (U.S.A.). We acknowledge the computing resources that are provided by CERN, IN2P3 (France), KIT and DESY (Germany), INFN (Italy), SURF (Netherlands), PIC (Spain), GridPP (United Kingdom), CSCS (Switzerland), IFIN-HH (Romania), CBPF (Brazil), and Polish WLCG (Poland). We are indebted to the communities behind the multiple open-source software packages on which we depend. Individual groups or members have received support from ARC and ARDC (Australia); Key Research Program of Frontier Sciences of CAS, CAS PIFI, CAS CCEPP, Fundamental Research Funds for the Central Universities, and Sci. & Tech. Program of Guangzhou (China); Minciencias (Colombia); EPLANET, Marie Skłodowska-Curie Actions, ERC and NextGenerationEU (European Union); A*MIDEX, ANR, IPhU and Labex P2IO, and Région Auvergne-Rhône-Alpes (France); AvH Foundation

(Germany); ICSC (Italy); GVA, XuntaGal, GENCAT, Inditex, InTalent and Prog. Atracción Talento, CM (Spain); SRC (Sweden); the Leverhulme Trust, the Royal Society and UKRI (United Kingdom).

A Numeric results

prompt			
p_T (GeV/c)	$2 < y < 2.8$	$2.8 < y < 3.5$	$3.5 < y < 4.5$
0-2	$14.95 \pm 0.19 \pm 0.54$	$15.18 \pm 0.15 \pm 0.44$	$15.54 \pm 0.15 \pm 0.48$
2-4	$20.45 \pm 0.30 \pm 0.72$	$18.97 \pm 0.22 \pm 0.54$	$19.49 \pm 0.24 \pm 0.56$
4-6	$29.18 \pm 0.60 \pm 1.02$	$23.22 \pm 0.39 \pm 0.68$	$22.75 \pm 0.45 \pm 0.75$
6-8	$34.60 \pm 1.08 \pm 1.45$	$26.74 \pm 0.76 \pm 0.97$	$27.89 \pm 0.93 \pm 1.16$
8-20	$33.05 \pm 1.39 \pm 1.52$	$27.67 \pm 1.19 \pm 1.15$	$29.83 \pm 1.65 \pm 1.70$
non-prompt			
p_T (GeV/c)	$2 < y < 2.8$	$2.8 < y < 3.5$	$3.5 < y < 4.5$
0-2	$21.88 \pm 1.19 \pm 1.16$	$19.99 \pm 0.91 \pm 1.01$	$21.04 \pm 1.16 \pm 1.74$
2-4	$28.29 \pm 1.17 \pm 1.37$	$27.02 \pm 0.90 \pm 1.09$	$27.60 \pm 1.11 \pm 1.56$
4-6	$32.89 \pm 1.53 \pm 1.61$	$29.53 \pm 1.13 \pm 1.46$	$33.70 \pm 1.57 \pm 1.98$
6-8	$34.89 \pm 2.10 \pm 1.88$	$31.70 \pm 1.69 \pm 1.41$	$32.33 \pm 2.23 \pm 1.96$
8-20	$43.93 \pm 2.36 \pm 1.97$	$39.96 \pm 2.16 \pm 1.77$	$39.78 \pm 2.95 \pm 2.80$

Table 4. Ratios (%) of double differential production cross-section for $\psi(2S)$ to J/ψ in bins of (p_T, y) for $4 \leq N_{\text{tracks}}^{\text{PV}} < 20$ (at least 4 tracks required to form a high-quality vertex). The first uncertainties are statistical, the second are systematic.

prompt			
p_T (GeV/c)	$2 < y < 2.8$	$2.8 < y < 3.5$	$3.5 < y < 4.5$
0-2	$11.50 \pm 0.14 \pm 0.54$	$10.92 \pm 0.11 \pm 0.53$	$11.62 \pm 0.11 \pm 0.63$
2-4	$16.48 \pm 0.17 \pm 0.74$	$15.33 \pm 0.13 \pm 0.65$	$15.81 \pm 0.14 \pm 0.67$
4-6	$22.41 \pm 0.25 \pm 0.98$	$20.68 \pm 0.18 \pm 0.86$	$20.62 \pm 0.21 \pm 0.88$
6-8	$29.18 \pm 0.40 \pm 1.41$	$26.20 \pm 0.32 \pm 1.14$	$25.11 \pm 0.38 \pm 1.16$
8-20	$35.01 \pm 0.53 \pm 1.65$	$29.31 \pm 0.43 \pm 1.35$	$28.46 \pm 0.54 \pm 1.39$
non-prompt			
p_T (GeV/c)	$2 < y < 2.8$	$2.8 < y < 3.5$	$3.5 < y < 4.5$
0-2	$19.03 \pm 0.57 \pm 1.04$	$20.24 \pm 0.49 \pm 1.00$	$20.72 \pm 0.56 \pm 1.14$
2-4	$26.92 \pm 0.55 \pm 1.30$	$25.65 \pm 0.43 \pm 1.24$	$27.27 \pm 0.56 \pm 1.37$
4-6	$34.28 \pm 0.68 \pm 1.58$	$28.18 \pm 0.49 \pm 1.33$	$29.32 \pm 0.67 \pm 1.55$
6-8	$34.61 \pm 0.83 \pm 1.89$	$32.17 \pm 0.71 \pm 1.57$	$34.12 \pm 1.02 \pm 2.38$
8-20	$41.47 \pm 0.84 \pm 1.99$	$36.17 \pm 0.78 \pm 1.78$	$34.52 \pm 1.04 \pm 1.80$

Table 5. Ratios (%) of double differential production cross-section for $\psi(2S)$ to J/ψ in bins of (p_T, y) for $20 \leq N_{\text{tracks}}^{\text{PV}} < 45$. The first uncertainties are statistical, the second are systematic.

prompt			
p_T (GeV/c)	$2 < y < 2.8$	$2.8 < y < 3.5$	$3.5 < y < 4.5$
0-2	$9.04 \pm 0.22 \pm 0.27$	$8.79 \pm 0.18 \pm 0.20$	$9.42 \pm 0.16 \pm 0.29$
2-4	$13.03 \pm 0.21 \pm 0.29$	$12.38 \pm 0.16 \pm 0.24$	$13.53 \pm 0.17 \pm 0.29$
4-6	$20.18 \pm 0.28 \pm 0.52$	$17.62 \pm 0.21 \pm 0.33$	$18.83 \pm 0.23 \pm 0.44$
6-8	$25.17 \pm 0.38 \pm 0.68$	$23.94 \pm 0.31 \pm 0.52$	$23.65 \pm 0.37 \pm 0.60$
8-20	$31.32 \pm 0.43 \pm 0.84$	$29.02 \pm 0.41 \pm 0.71$	$27.94 \pm 0.50 \pm 0.88$
non-prompt			
p_T (GeV/c)	$2 < y < 2.8$	$2.8 < y < 3.5$	$3.5 < y < 4.5$
0-2	$20.93 \pm 0.68 \pm 0.83$	$18.99 \pm 0.56 \pm 0.81$	$19.55 \pm 0.62 \pm 0.70$
2-4	$23.54 \pm 0.54 \pm 0.68$	$24.22 \pm 0.45 \pm 0.68$	$23.76 \pm 0.55 \pm 0.87$
4-6	$31.83 \pm 0.66 \pm 0.82$	$26.85 \pm 0.49 \pm 0.78$	$27.46 \pm 0.67 \pm 1.16$
6-8	$32.65 \pm 0.77 \pm 1.03$	$31.71 \pm 0.69 \pm 1.02$	$34.16 \pm 0.96 \pm 1.55$
8-20	$39.44 \pm 0.74 \pm 1.12$	$37.75 \pm 0.73 \pm 1.14$	$38.58 \pm 1.07 \pm 1.71$

Table 6. Ratios (%) of double differential production cross-section for $\psi(2S)$ to J/ψ in bins of (p_T, y) for $45 \leq N_{\text{tracks}}^{\text{PV}} < 70$. The first uncertainties are statistical, the second are systematic.

prompt			
p_T (GeV/c)	$2 < y < 2.8$	$2.8 < y < 3.5$	$3.5 < y < 4.5$
0-2	$7.71 \pm 0.44 \pm 0.28$	$7.89 \pm 0.34 \pm 0.23$	$7.55 \pm 0.28 \pm 0.51$
2-4	$11.29 \pm 0.37 \pm 0.34$	$11.58 \pm 0.31 \pm 0.28$	$12.18 \pm 0.30 \pm 0.45$
4-6	$17.92 \pm 0.43 \pm 0.56$	$15.68 \pm 0.31 \pm 0.33$	$16.52 \pm 0.36 \pm 0.47$
6-8	$23.07 \pm 0.54 \pm 0.78$	$20.16 \pm 0.43 \pm 0.57$	$21.77 \pm 0.52 \pm 0.75$
8-20	$29.65 \pm 0.59 \pm 1.14$	$27.43 \pm 0.55 \pm 0.95$	$25.27 \pm 0.66 \pm 1.00$
non-prompt			
p_T (GeV/c)	$2 < y < 2.8$	$2.8 < y < 3.5$	$3.5 < y < 4.5$
0-2	$17.74 \pm 1.03 \pm 1.07$	$17.59 \pm 0.80 \pm 0.75$	$19.41 \pm 0.99 \pm 0.83$
2-4	$26.99 \pm 0.92 \pm 0.95$	$24.29 \pm 0.69 \pm 0.73$	$25.62 \pm 0.89 \pm 1.23$
4-6	$32.36 \pm 0.99 \pm 1.04$	$26.84 \pm 0.71 \pm 0.89$	$26.85 \pm 0.95 \pm 1.18$
6-8	$31.96 \pm 1.12 \pm 1.24$	$31.70 \pm 1.01 \pm 1.27$	$28.69 \pm 1.32 \pm 1.59$
8-20	$41.22 \pm 1.06 \pm 1.22$	$35.64 \pm 1.01 \pm 1.35$	$34.33 \pm 1.47 \pm 1.58$

Table 7. Ratios (%) of double differential production cross-section for $\psi(2S)$ to J/ψ in bins of (p_T, y) for $70 \leq N_{\text{tracks}}^{\text{PV}} < 95$. The first uncertainties are statistical, the second are systematic.

prompt			
p_T (GeV/c)	$2 < y < 2.8$	$2.8 < y < 3.5$	$3.5 < y < 4.5$
0-2	$9.91 \pm 1.05 \pm 0.83$	$7.13 \pm 0.79 \pm 0.51$	$8.93 \pm 0.77 \pm 0.69$
2-4	$9.18 \pm 0.74 \pm 0.55$	$9.23 \pm 0.59 \pm 0.40$	$10.99 \pm 0.61 \pm 0.51$
4-6	$17.20 \pm 0.86 \pm 1.02$	$14.79 \pm 0.61 \pm 0.67$	$15.31 \pm 0.66 \pm 1.08$
6-8	$22.16 \pm 1.04 \pm 1.89$	$19.04 \pm 0.78 \pm 1.61$	$22.02 \pm 1.00 \pm 1.60$
8-20	$28.98 \pm 1.05 \pm 3.33$	$26.00 \pm 0.93 \pm 1.53$	$24.66 \pm 1.17 \pm 1.85$
non-prompt			
p_T (GeV/c)	$2 < y < 2.8$	$2.8 < y < 3.5$	$3.5 < y < 4.5$
0-2	$23.68 \pm 2.65 \pm 3.06$	$20.28 \pm 1.84 \pm 1.64$	$21.47 \pm 2.45 \pm 2.05$
2-4	$24.12 \pm 1.55 \pm 1.89$	$25.31 \pm 1.39 \pm 1.30$	$24.29 \pm 1.61 \pm 1.71$
4-6	$30.40 \pm 1.81 \pm 1.85$	$28.96 \pm 1.41 \pm 1.83$	$28.78 \pm 1.85 \pm 2.25$
6-8	$35.56 \pm 2.30 \pm 3.36$	$36.19 \pm 1.99 \pm 4.03$	$25.80 \pm 2.46 \pm 2.30$
8-20	$35.20 \pm 1.79 \pm 2.08$	$33.68 \pm 1.78 \pm 1.74$	$37.92 \pm 2.77 \pm 3.16$

Table 8. Ratios (%) of double differential production cross-section for $\psi(2S)$ to J/ψ in bins of (p_T, y) for $95 \leq N_{\text{tracks}}^{\text{PV}} < 200$. The first uncertainties are statistical, the second are systematic.

prompt			
p_T (GeV/c)	$2 < y < 2.8$	$2.8 < y < 3.5$	$3.5 < y < 4.5$
0-2	$12.78 \pm 0.18 \pm 0.89$	$12.48 \pm 0.14 \pm 0.66$	$12.88 \pm 0.13 \pm 0.75$
2-4	$17.26 \pm 0.23 \pm 0.81$	$16.40 \pm 0.18 \pm 0.68$	$16.36 \pm 0.18 \pm 0.66$
4-6	$23.45 \pm 0.36 \pm 1.07$	$21.17 \pm 0.26 \pm 0.87$	$20.84 \pm 0.29 \pm 0.88$
6-8	$30.78 \pm 0.62 \pm 1.63$	$26.87 \pm 0.47 \pm 1.26$	$26.21 \pm 0.53 \pm 1.31$
8-20	$32.25 \pm 0.71 \pm 1.68$	$28.28 \pm 0.60 \pm 1.42$	$27.93 \pm 0.76 \pm 1.46$
non-prompt			
p_T (GeV/c)	$2 < y < 2.8$	$2.8 < y < 3.5$	$3.5 < y < 4.5$
0-2	$21.71 \pm 0.88 \pm 2.39$	$20.83 \pm 0.72 \pm 1.38$	$21.28 \pm 0.82 \pm 1.67$
2-4	$26.41 \pm 0.79 \pm 1.31$	$26.46 \pm 0.63 \pm 1.29$	$26.41 \pm 0.75 \pm 1.35$
4-6	$34.65 \pm 1.00 \pm 1.70$	$29.13 \pm 0.71 \pm 1.39$	$30.13 \pm 0.95 \pm 1.69$
6-8	$33.39 \pm 1.23 \pm 2.17$	$31.37 \pm 1.02 \pm 1.85$	$33.99 \pm 1.40 \pm 2.61$
8-20	$41.81 \pm 1.26 \pm 2.03$	$36.94 \pm 1.11 \pm 2.00$	$35.45 \pm 1.45 \pm 2.12$

Table 9. Ratios (%) of double differential production cross-section for $\psi(2S)$ to J/ψ in bins of (p_T, y) for $0 \leq N_{\text{bwd}}^{\text{PV}} < 8$. The first uncertainties are statistical, the second are systematic.

prompt			
p_T (GeV/c)	$2 < y < 2.8$	$2.8 < y < 3.5$	$3.5 < y < 4.5$
0-2	$10.88 \pm 0.21 \pm 0.53$	$10.31 \pm 0.17 \pm 0.40$	$11.35 \pm 0.16 \pm 0.55$
2-4	$15.30 \pm 0.24 \pm 0.56$	$13.74 \pm 0.18 \pm 0.43$	$14.85 \pm 0.19 \pm 0.47$
4-6	$21.98 \pm 0.33 \pm 0.78$	$18.69 \pm 0.23 \pm 0.60$	$19.23 \pm 0.27 \pm 0.64$
6-8	$27.76 \pm 0.49 \pm 1.19$	$25.11 \pm 0.38 \pm 0.91$	$24.65 \pm 0.47 \pm 1.04$
8-20	$33.44 \pm 0.60 \pm 1.44$	$28.62 \pm 0.51 \pm 1.09$	$29.46 \pm 0.66 \pm 1.52$
non-prompt			
p_T (GeV/c)	$2 < y < 2.8$	$2.8 < y < 3.5$	$3.5 < y < 4.5$
0-2	$21.38 \pm 0.82 \pm 1.35$	$19.44 \pm 0.63 \pm 1.01$	$19.59 \pm 0.71 \pm 1.30$
2-4	$25.22 \pm 0.68 \pm 1.05$	$24.62 \pm 0.53 \pm 0.91$	$26.11 \pm 0.70 \pm 1.00$
4-6	$32.12 \pm 0.80 \pm 1.27$	$27.71 \pm 0.60 \pm 1.04$	$28.15 \pm 0.81 \pm 1.36$
6-8	$33.65 \pm 0.99 \pm 1.64$	$33.25 \pm 0.88 \pm 1.46$	$32.86 \pm 1.20 \pm 2.38$
8-20	$39.68 \pm 0.95 \pm 1.75$	$37.19 \pm 0.94 \pm 1.58$	$35.36 \pm 1.31 \pm 2.08$

Table 10. Ratios (%) of double differential production cross-section for $\psi(2S)$ to J/ψ in bins of (p_T, y) for $8 \leq N_{\text{bwd}}^{\text{PV}} < 15$. The first uncertainties are statistical, the second are systematic.

prompt			
p_T (GeV/c)	$2 < y < 2.8$	$2.8 < y < 3.5$	$3.5 < y < 4.5$
0-2	$8.97 \pm 0.27 \pm 0.32$	$9.42 \pm 0.23 \pm 0.32$	$9.58 \pm 0.21 \pm 0.39$
2-4	$13.41 \pm 0.28 \pm 0.34$	$12.68 \pm 0.22 \pm 0.27$	$13.57 \pm 0.24 \pm 0.36$
4-6	$20.29 \pm 0.38 \pm 0.55$	$17.52 \pm 0.27 \pm 0.39$	$18.62 \pm 0.33 \pm 0.48$
6-8	$25.76 \pm 0.52 \pm 0.90$	$23.21 \pm 0.41 \pm 0.69$	$22.37 \pm 0.49 \pm 0.78$
8-20	$32.96 \pm 0.62 \pm 1.24$	$28.41 \pm 0.55 \pm 0.91$	$28.58 \pm 0.73 \pm 1.04$
non-prompt			
p_T (GeV/c)	$2 < y < 2.8$	$2.8 < y < 3.5$	$3.5 < y < 4.5$
0-2	$18.28 \pm 0.84 \pm 0.91$	$19.54 \pm 0.74 \pm 0.91$	$21.70 \pm 0.89 \pm 1.02$
2-4	$26.99 \pm 0.78 \pm 0.89$	$24.53 \pm 0.61 \pm 0.84$	$24.61 \pm 0.76 \pm 1.15$
4-6	$31.88 \pm 0.91 \pm 1.02$	$25.95 \pm 0.64 \pm 1.11$	$27.80 \pm 0.93 \pm 1.13$
6-8	$35.26 \pm 1.08 \pm 1.48$	$31.24 \pm 0.93 \pm 1.30$	$32.19 \pm 1.34 \pm 1.96$
8-20	$40.96 \pm 1.06 \pm 1.57$	$36.60 \pm 1.00 \pm 1.41$	$37.63 \pm 1.47 \pm 1.93$

Table 11. Ratios (%) of double differential production cross-section for $\psi(2S)$ to J/ψ in bins of (p_T, y) for $15 \leq N_{\text{bwd}}^{\text{PV}} < 22$. The first uncertainties are statistical, the second are systematic.

prompt			
p_T (GeV/c)	$2 < y < 2.8$	$2.8 < y < 3.5$	$3.5 < y < 4.5$
0-2	$8.84 \pm 0.42 \pm 0.38$	$8.44 \pm 0.31 \pm 0.30$	$9.44 \pm 0.30 \pm 0.62$
2-4	$12.34 \pm 0.39 \pm 0.44$	$11.70 \pm 0.29 \pm 0.25$	$13.21 \pm 0.32 \pm 0.31$
4-6	$17.14 \pm 0.46 \pm 0.52$	$16.60 \pm 0.35 \pm 0.39$	$17.25 \pm 0.42 \pm 0.48$
6-8	$24.94 \pm 0.65 \pm 1.00$	$21.02 \pm 0.49 \pm 0.65$	$23.60 \pm 0.66 \pm 0.93$
8-20	$30.78 \pm 0.71 \pm 1.12$	$27.47 \pm 0.66 \pm 0.91$	$26.57 \pm 0.84 \pm 1.39$
non-prompt			
p_T (GeV/c)	$2 < y < 2.8$	$2.8 < y < 3.5$	$3.5 < y < 4.5$
0-2	$19.08 \pm 1.06 \pm 1.17$	$18.33 \pm 0.91 \pm 0.95$	$18.24 \pm 1.04 \pm 1.54$
2-4	$24.53 \pm 0.93 \pm 0.87$	$24.59 \pm 0.75 \pm 0.65$	$24.82 \pm 0.98 \pm 0.96$
4-6	$34.04 \pm 1.14 \pm 1.13$	$27.68 \pm 0.83 \pm 0.92$	$28.05 \pm 1.18 \pm 1.49$
6-8	$30.65 \pm 1.25 \pm 1.21$	$30.66 \pm 1.13 \pm 1.30$	$31.91 \pm 1.65 \pm 1.99$
8-20	$38.03 \pm 1.20 \pm 1.20$	$36.79 \pm 1.24 \pm 1.45$	$35.96 \pm 1.79 \pm 2.19$

Table 12. Ratios (%) of double differential production cross-section for $\psi(2S)$ to J/ψ in bins of (p_T, y) for $22 \leq N_{\text{bwd}}^{\text{PV}} < 30$. The first uncertainties are statistical, the second are systematic.

prompt			
p_T (GeV/c)	$2 < y < 2.8$	$2.8 < y < 3.5$	$3.5 < y < 4.5$
0-2	$10.05 \pm 0.65 \pm 0.70$	$8.74 \pm 0.49 \pm 0.34$	$8.60 \pm 0.43 \pm 0.40$
2-4	$11.00 \pm 0.52 \pm 0.40$	$12.93 \pm 0.46 \pm 0.58$	$13.28 \pm 0.44 \pm 0.39$
4-6	$19.54 \pm 0.67 \pm 0.72$	$15.82 \pm 0.44 \pm 0.45$	$17.01 \pm 0.52 \pm 0.70$
6-8	$21.82 \pm 0.78 \pm 1.10$	$21.98 \pm 0.68 \pm 1.17$	$21.93 \pm 0.79 \pm 0.90$
8-20	$28.63 \pm 0.87 \pm 1.25$	$25.73 \pm 0.78 \pm 0.98$	$22.99 \pm 0.96 \pm 1.05$
non-prompt			
p_T (GeV/c)	$2 < y < 2.8$	$2.8 < y < 3.5$	$3.5 < y < 4.5$
0-2	$20.03 \pm 1.60 \pm 1.77$	$19.62 \pm 1.20 \pm 1.13$	$20.23 \pm 1.49 \pm 1.20$
2-4	$26.02 \pm 1.26 \pm 1.00$	$23.62 \pm 1.01 \pm 0.83$	$24.16 \pm 1.25 \pm 0.91$
4-6	$33.55 \pm 1.45 \pm 1.31$	$28.41 \pm 1.07 \pm 1.14$	$27.64 \pm 1.44 \pm 1.67$
6-8	$35.20 \pm 1.81 \pm 2.00$	$34.75 \pm 1.62 \pm 2.78$	$27.33 \pm 2.10 \pm 2.32$
8-20	$40.75 \pm 1.57 \pm 1.72$	$33.67 \pm 1.46 \pm 1.26$	$34.87 \pm 2.28 \pm 1.82$

Table 13. Ratios (%) of double differential production cross-section for $\psi(2S)$ to J/ψ in bins of (p_T, y) for $30 \leq N_{\text{bwd}}^{\text{PV}} < 80$. The first uncertainties are statistical, the second are systematic.

prompt			
p_T (GeV/c)	$2 < y < 2.8$	$2.8 < y < 3.5$	$3.5 < y < 4.5$
0-2	$16.01 \pm 0.22 \pm 0.69$	$15.86 \pm 0.18 \pm 0.62$	$16.07 \pm 0.18 \pm 0.64$
2-4	$21.67 \pm 0.37 \pm 0.92$	$19.67 \pm 0.27 \pm 0.76$	$20.59 \pm 0.31 \pm 0.80$
4-6	$28.37 \pm 0.70 \pm 1.21$	$24.31 \pm 0.51 \pm 1.00$	$23.25 \pm 0.58 \pm 1.01$
6-8	$34.96 \pm 1.38 \pm 1.75$	$27.17 \pm 1.00 \pm 1.31$	$28.99 \pm 1.26 \pm 1.47$
8-20	$33.65 \pm 1.77 \pm 1.87$	$27.14 \pm 1.59 \pm 1.41$	$28.53 \pm 2.28 \pm 2.00$
non-prompt			
p_T (GeV/c)	$2 < y < 2.8$	$2.8 < y < 3.5$	$3.5 < y < 4.5$
0-2	$22.02 \pm 1.35 \pm 1.27$	$21.28 \pm 1.08 \pm 1.27$	$23.51 \pm 1.43 \pm 1.48$
2-4	$29.87 \pm 1.36 \pm 1.82$	$26.89 \pm 1.03 \pm 1.41$	$27.32 \pm 1.33 \pm 2.18$
4-6	$35.66 \pm 1.82 \pm 1.71$	$30.86 \pm 1.42 \pm 1.81$	$35.67 \pm 1.97 \pm 2.15$
6-8	$36.27 \pm 2.50 \pm 2.10$	$35.57 \pm 2.18 \pm 2.07$	$34.00 \pm 2.92 \pm 2.13$
8-20	$48.13 \pm 3.00 \pm 2.48$	$40.55 \pm 2.76 \pm 2.12$	$39.03 \pm 3.58 \pm 3.07$

Table 14. Ratios (%) of double differential production cross-section for $\psi(2S)$ to J/ψ in bins of (p_T, y) for $0 \leq N_{\text{fwd}}^{\text{PV}} < 12$. The first uncertainties are statistical, the second are systematic.

prompt			
p_T (GeV/c)	$2 < y < 2.8$	$2.8 < y < 3.5$	$3.5 < y < 4.5$
0-2	$12.52 \pm 0.16 \pm 0.51$	$12.00 \pm 0.12 \pm 0.45$	$12.79 \pm 0.12 \pm 0.51$
2-4	$17.29 \pm 0.20 \pm 0.69$	$16.64 \pm 0.15 \pm 0.61$	$16.81 \pm 0.16 \pm 0.62$
4-6	$24.11 \pm 0.32 \pm 0.95$	$21.80 \pm 0.23 \pm 0.81$	$22.20 \pm 0.27 \pm 0.84$
6-8	$30.99 \pm 0.54 \pm 1.38$	$27.27 \pm 0.42 \pm 1.07$	$25.82 \pm 0.50 \pm 1.08$
8-20	$34.20 \pm 0.69 \pm 1.46$	$28.33 \pm 0.59 \pm 1.21$	$28.99 \pm 0.77 \pm 1.33$
non-prompt			
p_T (GeV/c)	$2 < y < 2.8$	$2.8 < y < 3.5$	$3.5 < y < 4.5$
0-2	$19.02 \pm 0.69 \pm 1.00$	$20.54 \pm 0.60 \pm 0.90$	$20.53 \pm 0.69 \pm 1.05$
2-4	$27.70 \pm 0.70 \pm 1.17$	$26.41 \pm 0.55 \pm 1.15$	$27.35 \pm 0.69 \pm 1.20$
4-6	$33.87 \pm 0.87 \pm 1.40$	$28.73 \pm 0.63 \pm 1.24$	$28.92 \pm 0.85 \pm 1.66$
6-8	$34.24 \pm 1.10 \pm 1.97$	$31.66 \pm 0.95 \pm 1.53$	$36.00 \pm 1.40 \pm 2.05$
8-20	$42.40 \pm 1.14 \pm 1.83$	$36.58 \pm 1.06 \pm 1.62$	$37.08 \pm 1.47 \pm 1.96$

Table 15. Ratios (%) of double differential production cross-section for $\psi(2S)$ to J/ψ in bins of (p_T, y) for $12 \leq N_{\text{fwd}}^{\text{PV}} < 24$. The first uncertainties are statistical, the second are systematic.

prompt			
p_T (GeV/c)	$2 < y < 2.8$	$2.8 < y < 3.5$	$3.5 < y < 4.5$
0-2	$10.25 \pm 0.19 \pm 0.50$	$9.94 \pm 0.15 \pm 0.45$	$10.47 \pm 0.14 \pm 0.49$
2-4	$15.01 \pm 0.21 \pm 0.74$	$14.06 \pm 0.16 \pm 0.63$	$15.27 \pm 0.17 \pm 0.69$
4-6	$22.14 \pm 0.30 \pm 1.03$	$19.72 \pm 0.21 \pm 0.88$	$19.45 \pm 0.24 \pm 0.89$
6-8	$27.15 \pm 0.43 \pm 1.36$	$24.99 \pm 0.34 \pm 1.15$	$24.87 \pm 0.42 \pm 1.26$
8-20	$34.19 \pm 0.55 \pm 1.69$	$29.95 \pm 0.48 \pm 1.41$	$28.70 \pm 0.59 \pm 1.56$
non-prompt			
p_T (GeV/c)	$2 < y < 2.8$	$2.8 < y < 3.5$	$3.5 < y < 4.5$
0-2	$20.86 \pm 0.70 \pm 1.14$	$19.55 \pm 0.57 \pm 1.06$	$20.70 \pm 0.66 \pm 1.15$
2-4	$24.64 \pm 0.59 \pm 1.30$	$25.44 \pm 0.49 \pm 1.22$	$25.49 \pm 0.61 \pm 1.24$
4-6	$33.39 \pm 0.75 \pm 1.71$	$28.38 \pm 0.55 \pm 1.50$	$28.53 \pm 0.75 \pm 1.59$
6-8	$34.21 \pm 0.91 \pm 1.88$	$32.26 \pm 0.78 \pm 1.66$	$33.53 \pm 1.12 \pm 2.48$
8-20	$39.71 \pm 0.87 \pm 2.00$	$36.66 \pm 0.85 \pm 1.87$	$34.49 \pm 1.16 \pm 2.10$

Table 16. Ratios (%) of double differential production cross-section for $\psi(2S)$ to J/ψ in bins of (p_T, y) for $24 \leq N_{\text{fwd}}^{\text{PV}} < 36$. The first uncertainties are statistical, the second are systematic.

prompt			
p_T (GeV/c)	$2 < y < 2.8$	$2.8 < y < 3.5$	$3.5 < y < 4.5$
0-2	$8.97 \pm 0.27 \pm 0.34$	$8.91 \pm 0.21 \pm 0.28$	$9.18 \pm 0.19 \pm 0.35$
2-4	$12.98 \pm 0.25 \pm 0.40$	$12.24 \pm 0.20 \pm 0.35$	$13.34 \pm 0.21 \pm 0.40$
4-6	$19.67 \pm 0.33 \pm 0.66$	$17.34 \pm 0.24 \pm 0.48$	$18.71 \pm 0.27 \pm 0.62$
6-8	$25.22 \pm 0.45 \pm 0.91$	$24.19 \pm 0.37 \pm 0.77$	$22.53 \pm 0.43 \pm 0.93$
8-20	$30.83 \pm 0.52 \pm 1.17$	$29.39 \pm 0.48 \pm 1.01$	$26.80 \pm 0.58 \pm 1.10$
non-prompt			
p_T (GeV/c)	$2 < y < 2.8$	$2.8 < y < 3.5$	$3.5 < y < 4.5$
0-2	$19.55 \pm 0.82 \pm 0.94$	$18.95 \pm 0.68 \pm 0.89$	$18.66 \pm 0.73 \pm 0.97$
2-4	$24.04 \pm 0.66 \pm 0.87$	$24.03 \pm 0.55 \pm 0.86$	$24.57 \pm 0.67 \pm 0.97$
4-6	$32.21 \pm 0.79 \pm 1.18$	$26.33 \pm 0.56 \pm 0.83$	$27.16 \pm 0.79 \pm 1.37$
6-8	$32.09 \pm 0.91 \pm 1.37$	$33.16 \pm 0.85 \pm 1.31$	$31.59 \pm 1.13 \pm 2.03$
8-20	$38.94 \pm 0.89 \pm 1.47$	$37.14 \pm 0.87 \pm 1.45$	$39.10 \pm 1.30 \pm 1.88$

Table 17. Ratios (%) of double differential production cross-section for $\psi(2S)$ to J/ψ in bins of (p_T, y) for $36 \leq N_{\text{fwd}}^{\text{PV}} < 48$. The first uncertainties are statistical, the second are systematic.

prompt			
p_T (GeV/c)	$2 < y < 2.8$	$2.8 < y < 3.5$	$3.5 < y < 4.5$
0-2	$7.83 \pm 0.35 \pm 0.31$	$7.63 \pm 0.28 \pm 0.31$	$8.44 \pm 0.25 \pm 0.25$
2-4	$10.93 \pm 0.30 \pm 0.35$	$10.96 \pm 0.24 \pm 0.28$	$11.58 \pm 0.23 \pm 0.29$
4-6	$18.12 \pm 0.35 \pm 0.63$	$15.04 \pm 0.24 \pm 0.35$	$16.48 \pm 0.28 \pm 0.60$
6-8	$23.28 \pm 0.44 \pm 0.83$	$19.97 \pm 0.32 \pm 0.54$	$22.83 \pm 0.42 \pm 0.82$
8-20	$29.91 \pm 0.46 \pm 0.98$	$27.16 \pm 0.41 \pm 1.04$	$25.68 \pm 0.51 \pm 1.07$
non-prompt			
p_T (GeV/c)	$2 < y < 2.8$	$2.8 < y < 3.5$	$3.5 < y < 4.5$
0-2	$19.00 \pm 0.87 \pm 1.09$	$17.31 \pm 0.66 \pm 1.00$	$19.72 \pm 0.79 \pm 0.85$
2-4	$24.67 \pm 0.68 \pm 0.83$	$24.22 \pm 0.55 \pm 0.70$	$24.98 \pm 0.68 \pm 0.83$
4-6	$30.68 \pm 0.76 \pm 0.98$	$27.65 \pm 0.57 \pm 0.94$	$27.95 \pm 0.74 \pm 1.13$
6-8	$32.93 \pm 0.89 \pm 1.21$	$32.79 \pm 0.78 \pm 1.22$	$29.56 \pm 1.01 \pm 1.59$
8-20	$39.20 \pm 0.79 \pm 1.35$	$35.10 \pm 0.75 \pm 1.30$	$34.72 \pm 1.11 \pm 1.71$

Table 18. Ratios (%) of double differential production cross-section for $\psi(2S)$ to J/ψ in bins of (p_T, y) for $48 \leq N_{\text{fwd}}^{\text{PV}} < 130$. The first uncertainties are statistical, the second are systematic.

Open Access. This article is distributed under the terms of the Creative Commons Attribution License ([CC-BY4.0](https://creativecommons.org/licenses/by/4.0/)), which permits any use, distribution and reproduction in any medium, provided the original author(s) and source are credited.

References

- [1] T. Matsui and H. Satz, *J/ψ suppression by quark-gluon plasma formation*, *Phys. Lett. B* **178** (1986) 416 [[INSPIRE](#)].
- [2] J. Zhao, K. Zhou, S. Chen and P. Zhuang, *Heavy flavors under extreme conditions in high energy nuclear collisions*, *Prog. Part. Nucl. Phys.* **114** (2020) 103801 [[arXiv:2005.08277](#)] [[INSPIRE](#)].

- [3] R.L. Thews, M. Schroedter and J. Rafelski, *Enhanced J/ψ production in deconfined quark matter*, *Phys. Rev. C* **63** (2001) 054905 [[hep-ph/0007323](#)] [[INSPIRE](#)].
- [4] S. Atashbar Tehrani, *Nuclear parton distribution functions (nPDFs) and their uncertainties in the LHC era*, *KnE Energ. Phys.* **3** (2018) 297 [[arXiv:1712.02153](#)] [[INSPIRE](#)].
- [5] F. Arleo and S. Peigné, *Quarkonium suppression in heavy-ion collisions from coherent energy loss in cold nuclear matter*, *JHEP* **10** (2014) 073 [[arXiv:1407.5054](#)] [[INSPIRE](#)].
- [6] NA50 collaboration, *ψ' production in Pb-Pb collisions at 158 GeV/nucleon*, *Eur. Phys. J. C* **49** (2007) 559 [[nucl-ex/0612013](#)] [[INSPIRE](#)].
- [7] PHENIX collaboration, *Measurement of $\psi(2S)$ nuclear modification at backward and forward rapidity in $p+p$, $p+Al$, and $p+Au$ collisions at $\sqrt{s_{NN}} = 200$ GeV*, *Phys. Rev. C* **105** (2022) 064912 [[arXiv:2202.03863](#)] [[INSPIRE](#)].
- [8] LHCb collaboration, *Study of Υ production in pPb collisions at $\sqrt{s_{NN}} = 8.16$ TeV*, *JHEP* **11** (2018) 194 [*Erratum ibid.* **02** (2020) 093] [[arXiv:1810.07655](#)] [[INSPIRE](#)].
- [9] ALICE collaboration, *Measurement of nuclear effects on $\psi(2S)$ production in p-Pb collisions at $\sqrt{s_{NN}} = 8.16$ TeV*, *JHEP* **07** (2020) 237 [[arXiv:2003.06053](#)] [[INSPIRE](#)].
- [10] LHCb collaboration, *Study of $\psi(2S)$ production and cold nuclear matter effects in pPb collisions at $\sqrt{s_{NN}} = 5$ TeV*, *JHEP* **03** (2016) 133 [[arXiv:1601.07878](#)] [[INSPIRE](#)].
- [11] CMS collaboration, *Nuclear modification of Υ states in pPb collisions at $\sqrt{s_{NN}} = 5.02$ TeV*, *Phys. Lett. B* **835** (2022) 137397 [[arXiv:2202.11807](#)] [[INSPIRE](#)].
- [12] ATLAS collaboration, *Measurement of quarkonium production in proton-lead and proton-proton collisions at 5.02 TeV with the ATLAS detector*, *Eur. Phys. J. C* **78** (2018) 171 [[arXiv:1709.03089](#)] [[INSPIRE](#)].
- [13] ALICE collaboration, *Enhanced production of multi-strange hadrons in high-multiplicity proton-proton collisions*, *Nature Phys.* **13** (2017) 535 [[arXiv:1606.07424](#)] [[INSPIRE](#)].
- [14] CMS collaboration, *Evidence for collectivity in pp collisions at the LHC*, *Phys. Lett. B* **765** (2017) 193 [[arXiv:1606.06198](#)] [[INSPIRE](#)].
- [15] ALICE collaboration, *Long-range angular correlations on the near and away side in p-Pb collisions at $\sqrt{s_{NN}} = 5.02$ TeV*, *Phys. Lett. B* **719** (2013) 29 [[arXiv:1212.2001](#)] [[INSPIRE](#)].
- [16] ATLAS collaboration, *Observation of associated near-side and away-side long-range correlations in $\sqrt{s_{NN}} = 5.02$ TeV proton-lead collisions with the ATLAS detector*, *Phys. Rev. Lett.* **110** (2013) 182302 [[arXiv:1212.5198](#)] [[INSPIRE](#)].
- [17] CMS collaboration, *Observation of long-range near-side angular correlations in proton-lead collisions at the LHC*, *Phys. Lett. B* **718** (2013) 795 [[arXiv:1210.5482](#)] [[INSPIRE](#)].
- [18] CMS collaboration, *Observation of long-range near-side angular correlations in proton-proton collisions at the LHC*, *JHEP* **09** (2010) 091 [[arXiv:1009.4122](#)] [[INSPIRE](#)].
- [19] E.G. Ferreira, *Charmonium dissociation and recombination at LHC: revisiting comovers*, *Phys. Lett. B* **731** (2014) 57 [[arXiv:1210.3209](#)] [[INSPIRE](#)].
- [20] S. Gavin and R. Vogt, *Charmonium suppression by Comover scattering in Pb+Pb collisions*, *Phys. Rev. Lett.* **78** (1997) 1006 [[hep-ph/9606460](#)] [[INSPIRE](#)].
- [21] E.G. Ferreira and J.-P. Lansberg, *Is bottomonium suppression in proton-nucleus and nucleus-nucleus collisions at LHC energies due to the same effects?*, *JHEP* **10** (2018) 094 [*Erratum ibid.* **03** (2019) 063] [[arXiv:1804.04474](#)] [[INSPIRE](#)].

- [22] A. Esposito et al., *The nature of $X(3872)$ from high-multiplicity pp collisions*, *Eur. Phys. J. C* **81** (2021) 669 [[arXiv:2006.15044](#)] [[INSPIRE](#)].
- [23] E. Braaten, L.-P. He, K. Ingles and J. Jiang, *Production of $X(3872)$ at High Multiplicity*, *Phys. Rev. D* **103** (2021) L071901 [[arXiv:2012.13499](#)] [[INSPIRE](#)].
- [24] LHCb collaboration, *The LHCb detector at the LHC*, *2008 JINST* **3** S08005 [[INSPIRE](#)].
- [25] LHCb collaboration, *LHCb detector performance*, *Int. J. Mod. Phys. A* **30** (2015) 1530022 [[arXiv:1412.6352](#)] [[INSPIRE](#)].
- [26] R. Aaij et al., *Performance of the LHCb vertex locator*, *2014 JINST* **9** P09007 [[arXiv:1405.7808](#)] [[INSPIRE](#)].
- [27] LHCb OUTER TRACKER GROUP collaboration, *Performance of the LHCb outer tracker*, *2014 JINST* **9** P01002 [[arXiv:1311.3893](#)] [[INSPIRE](#)].
- [28] LHCb RICH GROUP collaboration, *Performance of the LHCb RICH detector at the LHC*, *Eur. Phys. J. C* **73** (2013) 2431 [[arXiv:1211.6759](#)] [[INSPIRE](#)].
- [29] A.A. Alves Jr. et al., *Performance of the LHCb muon system*, *2013 JINST* **8** P02022 [[arXiv:1211.1346](#)] [[INSPIRE](#)].
- [30] T. Sjöstrand, S. Mrenna and P.Z. Skands, *PYTHIA 6.4 physics and manual*, *JHEP* **05** (2006) 026 [[hep-ph/0603175](#)] [[INSPIRE](#)].
- [31] LHCb collaboration, *Handling of the generation of primary events in Gauss, the LHCb simulation framework*, *J. Phys. Conf. Ser.* **331** (2011) 032047 [[INSPIRE](#)].
- [32] M. Bargiotti and V. Vagnoni, *Heavy quarkonia sector in PYTHIA 6.324: tuning, validation and perspectives at LHCb*, *LHCb-2007-042*, CERN, Geneva, Switzerland (2007).
- [33] D.J. Lange, *The EvtGen particle decay simulation package*, *Nucl. Instrum. Meth. A* **462** (2001) 152 [[INSPIRE](#)].
- [34] P. Golonka and Z. Was, *PHOTOS Monte Carlo: a precision tool for QED corrections in Z and W decays*, *Eur. Phys. J. C* **45** (2006) 97 [[hep-ph/0506026](#)] [[INSPIRE](#)].
- [35] GEANT4 collaboration, *GEANT4 — a simulation toolkit*, *Nucl. Instrum. Meth. A* **506** (2003) 250 [[INSPIRE](#)].
- [36] LHCb collaboration, *The LHCb simulation application, Gauss: design, evolution and experience*, *J. Phys. Conf. Ser.* **331** (2011) 032023 [[INSPIRE](#)].
- [37] LHCb collaboration, *Measurement of J/ψ polarization in pp collisions at $\sqrt{s} = 7$ TeV*, *Eur. Phys. J. C* **73** (2013) 2631 [[arXiv:1307.6379](#)] [[INSPIRE](#)].
- [38] LHCb collaboration, *Measurement of $\psi(2S)$ polarisation in pp collisions at $\sqrt{s} = 7$ TeV*, *Eur. Phys. J. C* **74** (2014) 2872 [[arXiv:1403.1339](#)] [[INSPIRE](#)].
- [39] PARTICLE DATA GROUP collaboration, *Review of particle physics*, *PTEP* **2022** (2022) 083C01 [[INSPIRE](#)].
- [40] R. Aaij et al., *Performance of the LHCb vertex locator*, *2014 JINST* **9** P09007 [[arXiv:1405.7808](#)] [[INSPIRE](#)].
- [41] M. Kucharczyk, P. Morawski and M. Witek, *Primary vertex reconstruction at LHCb*, *LHCb-PUB-2014-044*, CERN, Geneva, Switzerland (2014) [[INSPIRE](#)].
- [42] Z.-L. Ma, Z. Lu and L. Zhang, *Inelastic heavy quarkonium photoproduction in ultrarelativistic heavy-ion collisions*, [arXiv:2203.12153](#) [[INSPIRE](#)].

- [43] T. Skwarnicki, *A study of the radiative CASCADE transitions between the Upsilon-Prime and Upsilon resonances*, Ph.D. thesis, INP, Cracow, Poland (1986) [[INSPIRE](#)].
- [44] ATLAS collaboration, *Prospect for a search for direct stau production in events with at least two hadronic taus and missing transverse momentum at the High Luminosity LHC with the ATLAS detector*, [ATL-PHYS-PUB-2016-021](#), CERN, Geneva, Switzerland (2016).
- [45] LHCb collaboration, *Measurement of the track reconstruction efficiency at LHCb*, [2015 JINST 10 P02007](#) [[arXiv:1408.1251](#)] [[INSPIRE](#)].
- [46] ATLAS and ALICE collaborations, *The C-RORC PCIe card and its application in the ALICE and ATLAS experiments*, [ATL-DAQ-PROC-2014-039](#), CERN, Geneva, Switzerland (2015) [[DOI:10.1088/1748-0221/10/02/C02022](#)].
- [47] K.S. Cranmer, *Kernel estimation in high-energy physics*, *Comput. Phys. Commun.* **136** (2001) 198 [[hep-ex/0011057](#)] [[INSPIRE](#)].
- [48] M. Pivk and F.R. Le Diberder, *SPlot: a statistical tool to unfold data distributions*, *Nucl. Instrum. Meth. A* **555** (2005) 356 [[physics/0402083](#)] [[INSPIRE](#)].
- [49] M. De Cian et al., *Measurement of the track finding efficiency*, [LHCb-PUB-2011-025](#), CERN, Geneva, Switzerland (2012).
- [50] F. Archilli et al., *Performance of the muon identification at LHCb*, [2013 JINST 8 P10020](#) [[arXiv:1306.0249](#)] [[INSPIRE](#)].
- [51] R. Aaij et al., *The LHCb trigger and its performance in 2011*, [2013 JINST 8 P04022](#) [[arXiv:1211.3055](#)] [[INSPIRE](#)].
- [52] CMS collaboration, *Investigation into the event-activity dependence of $\Upsilon(nS)$ relative production in proton-proton collisions at $\sqrt{s} = 7$ TeV*, *JHEP* **11** (2020) 001 [[arXiv:2007.04277](#)] [[INSPIRE](#)].
- [53] ATLAS collaboration, *Correlation of Υ meson production with the underlying event in pp collisions measured by the ATLAS experiment*, [ATLAS-CONF-2022-023](#), CERN, Geneva, Switzerland (2022).
- [54] PHENIX collaboration, *Measurement of the relative yields of $\psi(2S)$ to $\psi(1S)$ mesons produced at forward and backward rapidity in p+p, p+Al, p+Au, and $^3\text{He}+\text{Au}$ collisions at $\sqrt{s_{\text{NN}}} = 200$ GeV*, *Phys. Rev. C* **95** (2017) 034904 [[arXiv:1609.06550](#)] [[INSPIRE](#)].
- [55] NA50 collaboration, *J/ψ and ψ' production and their normal nuclear absorption in proton-nucleus collisions at 400 GeV*, *Eur. Phys. J. C* **48** (2006) 329 [[nucl-ex/0612012](#)] [[INSPIRE](#)].
- [56] PHENIX collaboration, *Ground and excited charmonium state production in p+p collisions at $\sqrt{s} = 200$ GeV*, *Phys. Rev. D* **85** (2012) 092004 [[arXiv:1105.1966](#)] [[INSPIRE](#)].
- [57] E705 collaboration, *Production of J/ψ via ψ' and X decay in 300 GeV/c proton and π^\pm nucleon interactions*, *Phys. Rev. Lett.* **70** (1993) 383 [[INSPIRE](#)].
- [58] NA51 collaboration, *J/ψ , ψ' and Drell-Yan production in p p and p d interactions at 450 GeV/c*, *Phys. Lett. B* **438** (1998) 35 [[INSPIRE](#)].
- [59] A.G. Clark et al., *Electron pair production at the CERN ISR*, *Nucl. Phys. B* **142** (1978) 29 [[INSPIRE](#)].
- [60] UA1 collaboration, *J/ψ and ψ' production at the CERN p anti-p collider*, *Phys. Lett. B* **256** (1991) 112 [[INSPIRE](#)].
- [61] CDF collaboration, *J/ψ and $\psi(2S)$ production in $p\bar{p}$ collisions at $\sqrt{s} = 1.8$ TeV*, *Phys. Rev. Lett.* **79** (1997) 572 [[INSPIRE](#)].

- [62] LHCb collaboration, *Exclusive J/ψ and $\psi(2S)$ production in pp collisions at $\sqrt{s} = 7$ TeV*, *J. Phys. G* **40** (2013) 045001 [[arXiv:1301.7084](#)] [[INSPIRE](#)].
- [63] CMS collaboration, *J/ψ and ψ_{2S} production in pp collisions at $\sqrt{s} = 7$ TeV*, *JHEP* **02** (2012) 011 [[arXiv:1111.1557](#)] [[INSPIRE](#)].
- [64] ALICE collaboration, *Energy dependence of forward-rapidity J/ψ and $\psi(2S)$ production in pp collisions at the LHC*, *Eur. Phys. J. C* **77** (2017) 392 [[arXiv:1702.00557](#)] [[INSPIRE](#)].
- [65] Y.-Q. Ma and R. Venugopalan, *Comprehensive description of J/ψ production in proton-proton collisions at collider energies*, *Phys. Rev. Lett.* **113** (2014) 192301 [[arXiv:1408.4075](#)] [[INSPIRE](#)].

The LHCb collaboration

R. Aaij³⁵, A.S.W. Abdelmotteleb⁵⁴, C. Abellan Beteta⁴⁸, F. Abudinén⁵⁴, T. Ackernley⁵⁸, B. Adeva⁴⁴, M. Adinolfi⁵², P. Adlarson⁷⁸, C. Agapopoulou⁴⁶, C.A. Aidala⁷⁹, Z. Ajaltouni¹¹, S. Akar⁶³, K. Akiba³⁵, P. Albicocco²⁵, J. Albrecht¹⁷, F. Alessio⁴⁶, M. Alexander⁵⁷, A. Alfonso Alberio⁴³, Z. Aliouche⁶⁰, P. Alvarez Cartelle⁵³, R. Amalric¹⁵, S. Amato³, J.L. Amey⁵², Y. Amhis^{13,46}, L. An⁶, L. Anderlini²⁴, M. Andersson⁴⁸, A. Andreianov⁴¹, P. Andreola⁴⁸, M. Andreotti²³, D. Andreou⁶⁶, A. A. Anelli^{28,o}, D. Ao⁷, F. Archilli^{34,u}, M. Argenton²³, S. Arguedas Cuendis⁹, A. Artamonov⁴¹, M. Artuso⁶⁶, E. Aslanides¹², M. Atzeni⁶², B. Audurier¹⁴, D. Bacher⁶¹, I. Bachiller Perea¹⁰, S. Bachmann¹⁹, M. Bachmayer⁴⁷, J.J. Back⁵⁴, P. Baladron Rodriguez⁴⁴, V. Balagura¹⁴, W. Baldini²³, J. Baptista de Souza Leite², M. Barbetti^{24,l}, I. R. Barbosa⁶⁷, R.J. Barlow⁶⁰, S. Barsuk¹³, W. Barter⁵⁶, M. Bartolini⁵³, J. Bartz⁶⁶, F. Baryshnikov⁴¹, J.M. Basels¹⁶, G. Bassi^{32,r}, B. Batsukh⁵, A. Battig¹⁷, A. Bay⁴⁷, A. Beck⁵⁴, M. Becker¹⁷, F. Bedeschi³², I.B. Bediaga², A. Beiter⁶⁶, S. Belin⁴⁴, V. Bellee⁴⁸, K. Belous⁴¹, I. Belov²⁶, I. Belyaev⁴¹, G. Benane¹², G. Bencivenni²⁵, E. Ben-Haim¹⁵, A. Berezhnoy⁴¹, R. Bernet⁴⁸, S. Bernet Andres⁴², H.C. Bernstein⁶⁶, C. Bertella⁶⁰, A. Bertolin³⁰, C. Betancourt⁴⁸, F. Betti⁵⁶, J. Bex⁵³, Ia. Bezshyiko⁴⁸, J. Bhom³⁸, M.S. Bieker¹⁷, N.V. Biesuz²³, P. Billoir¹⁵, A. Biolchini³⁵, M. Birch⁵⁹, F.C.R. Bishop¹⁰, A. Bitadze⁶⁰, A. Bizzeti¹⁰, M.P. Blago⁵³, T. Blake⁵⁴, F. Blanc⁴⁷, J.E. Blank¹⁷, S. Blusk⁶⁶, D. Bobulska⁵⁷, V. Bocharnikov⁴¹, J.A. Boelhauve¹⁷, O. Boente Garcia¹⁴, T. Boettcher⁶³, A. Bohare⁵⁶, A. Boldyrev⁴¹, C.S. Bolognani⁷⁶, R. Bolzonella^{23,k}, N. Bondar⁴¹, F. Borgato^{30,46}, S. Borghi⁶⁰, M. Borsato^{28,o}, J.T. Borsuk³⁸, S.A. Bouchiba⁴⁷, T.J.V. Bowcock⁵⁸, A. Boyer⁴⁶, C. Bozzi²³, M.J. Bradley⁵⁹, S. Braun⁶⁴, A. Brea Rodriguez⁴⁴, N. Breer¹⁷, J. Brodzicka³⁸, A. Brossa Gonzalo⁴⁴, J. Brown⁵⁸, D. Brundu²⁹, A. Buonauro⁴⁸, L. Buonincontri³⁰, A.T. Burke⁶⁰, C. Burr⁴⁶, A. Bursche⁶⁹, A. Butkevich⁴¹, J.S. Butter⁵³, J. Buytaert⁴⁶, W. Byczynski⁴⁶, S. Cadeddu²⁹, H. Cai⁷¹, R. Calabrese^{23,k}, L. Calefice¹⁷, S. Cali²⁵, M. Calvi^{28,o}, M. Calvo Gomez⁴², J. Cambon Bouzas⁴⁴, P. Campana²⁵, D.H. Campora Perez⁷⁶, A.F. Campoverde Quezada⁷, S. Capelli^{28,o}, L. Capriotti²³, R. Caravaca-Mora⁹, A. Carbone^{22,i}, L. Carcedo Salgado⁴⁴, R. Cardinale^{26,m}, A. Cardini²⁹, P. Carniti^{28,o}, L. Carus¹⁹, A. Casais Vidal⁶², R. Caspary¹⁹, G. Casse⁵⁸, J. Castro Godinez⁹, M. Cattaneo⁴⁶, G. Cavallero²³, V. Cavallini^{23,k}, S. Celani⁴⁷, J. Cerasoli¹², D. Cervenkov⁶¹, S. Cesare^{27,n}, A.J. Chadwick⁵⁸, I. Chahrour⁷⁹, M. Charles¹⁵, Ph. Charpentier⁴⁶, C.A. Chavez Barajas⁵⁸, M. Chefdeville¹⁰, C. Chen¹², S. Chen⁵, Z. Chen⁷, A. Chernov³⁸, S. Chernyshenko⁵⁰, V. Chobanova^{44,y}, S. Cholak⁴⁷, M. Chrzaszcz³⁸, A. Chubykin⁴¹, V. Chulikov⁴¹, P. Ciambone²⁵, M.F. Cicala⁵⁴, X. Cid Vidal⁴⁴, G. Ciezarek⁴⁶, P. Cifra⁴⁶, P.E.L. Clarke⁵⁶, M. Clemencic⁴⁶, H.V. Cliff⁵³, J. Closier⁴⁶, J.L. Cobbledick⁶⁰, C. Cocha Toapaxi¹⁹, V. Coco⁴⁶, J. Cogan¹², E. Cogneras¹¹, L. Cojocariu⁴⁰, P. Collins⁴⁶, T. Colombo⁴⁶, A. Comerma-Montells⁴³, L. Congedo²¹, A. Contu²⁹, N. Cooke⁵⁷, I. Corredoira⁴⁴, A. Correia¹⁵, G. Corti⁴⁶, J.J. Cottee Meldrum⁵², B. Couturier⁴⁶, D.C. Craik⁴⁸, M. Cruz Torres^{2,g}, E. Curras Rivera⁴⁷, R. Currie⁵⁶, C.L. Da Silva⁶⁵, S. Dadabaev⁴¹, L. Dai⁶⁸, X. Dai⁶, E. Dall’Occo¹⁷, J. Dalseno⁴⁴, C. D’Ambrosio⁴⁶, J. Daniel¹¹, A. Danilina⁴¹, P. d’Argent²¹, A. Davidson⁵⁴, J.E. Davies⁶⁰, A. Davis⁶⁰, O. De Aguiar Francisco⁶⁰, C. De Angelis^{29,j},

J. de Boer [ID](#)³⁵, K. De Bruyn [ID](#)⁷⁵, S. De Capua [ID](#)⁶⁰, M. De Cian [ID](#)^{19,46},
U. De Freitas Carneiro Da Graca [ID](#)^{2,b}, E. De Lucia [ID](#)²⁵, J.M. De Miranda [ID](#)², L. De Paula [ID](#)³,
M. De Serio [ID](#)^{21,h}, D. De Simone [ID](#)⁴⁸, P. De Simone [ID](#)²⁵, F. De Vellis [ID](#)¹⁷, J.A. de Vries [ID](#)⁷⁶,
F. Debernardis [ID](#)^{21,h}, D. Decamp [ID](#)¹⁰, V. Dedu [ID](#)¹², L. Del Buono [ID](#)¹⁵, B. Delaney [ID](#)⁶²,
H.-P. Dembinski [ID](#)¹⁷, J. Deng [ID](#)⁸, V. Denysenko [ID](#)⁴⁸, O. Deschamps [ID](#)¹¹, F. Dettori [ID](#)^{29,j}, B. Dey [ID](#)⁷⁴,
P. Di Nezza [ID](#)²⁵, I. Diachkov [ID](#)⁴¹, S. Didenko [ID](#)⁴¹, S. Ding [ID](#)⁶⁶, V. Dobishuk [ID](#)⁵⁰, A. D. Docheva [ID](#)⁵⁷,
A. Dolmatov [ID](#)⁴¹, C. Dong [ID](#)⁴, A.M. Donohoe [ID](#)²⁰, F. Dordei [ID](#)²⁹, A.C. dos Reis [ID](#)², L. Douglas [ID](#)⁵⁷,
A.G. Downes [ID](#)¹⁰, W. Duan [ID](#)⁶⁹, P. Duda [ID](#)⁷⁷, M.W. Dudek [ID](#)³⁸, L. Dufour [ID](#)⁴⁶, V. Duk [ID](#)³¹,
P. Durante [ID](#)⁴⁶, M. M. Duras [ID](#)⁷⁷, J.M. Durham [ID](#)⁶⁵, A. Dziurda [ID](#)³⁸, A. Dzyuba [ID](#)⁴¹, S. Easo [ID](#)^{55,46},
E. Eckstein [ID](#)⁷³, U. Egede [ID](#)¹, A. Egorychev [ID](#)⁴¹, V. Egorychev [ID](#)⁴¹, C. Eirea Orro [ID](#)⁴⁴, S. Eisenhardt [ID](#)⁵⁶,
E. Ejopu [ID](#)⁶⁰, S. Ek-In [ID](#)⁴⁷, L. Eklund [ID](#)⁷⁸, M. Elashri [ID](#)⁶³, J. Ellbracht [ID](#)¹⁷, S. Ely [ID](#)⁵⁹, A. Ene [ID](#)⁴⁰,
E. Epple [ID](#)⁶³, S. Escher [ID](#)¹⁶, J. Eschle [ID](#)⁴⁸, S. Esen [ID](#)⁴⁸, T. Evans [ID](#)⁶⁰, F. Fabiano [ID](#)^{29,j,46},
L.N. Falcao [ID](#)², Y. Fan [ID](#)⁷, B. Fang [ID](#)^{71,13}, L. Fantini [ID](#)^{31,q}, M. Faria [ID](#)⁴⁷, K. Farmer [ID](#)⁵⁶,
D. Fazzini [ID](#)^{28,o}, L. Felkowski [ID](#)⁷⁷, M. Feng [ID](#)^{5,7}, M. Feo [ID](#)⁴⁶, M. Fernandez Gomez [ID](#)⁴⁴,
A.D. Fernez [ID](#)⁶⁴, F. Ferrari [ID](#)²², F. Ferreira Rodrigues [ID](#)³, S. Ferreres Sole [ID](#)³⁵, M. Ferrillo [ID](#)⁴⁸,
M. Ferro-Luzzi [ID](#)⁴⁶, S. Filippov [ID](#)⁴¹, R.A. Fini [ID](#)²¹, M. Fiorini [ID](#)^{23,k}, M. Firlej [ID](#)³⁷, K.M. Fischer [ID](#)⁶¹,
D.S. Fitzgerald [ID](#)⁷⁹, C. Fitzpatrick [ID](#)⁶⁰, T. Fiutowski [ID](#)³⁷, F. Fleuret [ID](#)¹⁴, M. Fontana [ID](#)²²,
F. Fontanelli [ID](#)^{26,m}, L. F. Foreman [ID](#)⁶⁰, R. Forty [ID](#)⁴⁶, D. Foulds-Holt [ID](#)⁵³, M. Franco Sevilla [ID](#)⁶⁴,
M. Frank [ID](#)⁴⁶, E. Franzoso [ID](#)^{23,k}, G. Frau [ID](#)¹⁹, C. Frei [ID](#)⁴⁶, D.A. Friday [ID](#)⁶⁰, L. Frontini [ID](#)^{27,n},
J. Fu [ID](#)⁷, Q. Fuehring [ID](#)¹⁷, Y. Fujii [ID](#)¹, T. Fulghesu [ID](#)¹⁵, E. Gabriel [ID](#)³⁵, G. Galati [ID](#)^{21,h},
M.D. Galati [ID](#)³⁵, A. Gallas Torreira [ID](#)⁴⁴, D. Galli [ID](#)^{22,i}, S. Gambetta [ID](#)^{56,46}, M. Gandelman [ID](#)³,
P. Gandini [ID](#)²⁷, H. Gao [ID](#)⁷, R. Gao [ID](#)⁶¹, Y. Gao [ID](#)⁸, Y. Gao [ID](#)⁶, Y. Gao [ID](#)⁸, M. Garau [ID](#)^{29,j},
L.M. Garcia Martin [ID](#)⁴⁷, P. Garcia Moreno [ID](#)⁴³, J. García Pardiñas [ID](#)⁴⁶, B. Garcia Plana [ID](#)⁴⁴, K. G.
Garg [ID](#)⁸, L. Garrido [ID](#)⁴³, C. Gaspar [ID](#)⁴⁶, R.E. Geertsema [ID](#)³⁵, L.L. Gerken [ID](#)¹⁷, E. Gersabeck [ID](#)⁶⁰,
M. Gersabeck [ID](#)⁶⁰, T. Gershon [ID](#)⁵⁴, Z. Ghorbanimoghaddam [ID](#)⁵², L. Giambastiani [ID](#)³⁰, F. I.
Giasemis [ID](#)^{15,e}, V. Gibson [ID](#)⁵³, H.K. Giemza [ID](#)³⁹, A.L. Gilman [ID](#)⁶¹, M. Giovannetti [ID](#)²⁵,
A. Gioventù [ID](#)⁴³, P. Gironella Gironell [ID](#)⁴³, C. Giugliano [ID](#)^{23,k}, M.A. Giza [ID](#)³⁸, E.L. Gkoukousis [ID](#)⁵⁹,
F.C. Glaser [ID](#)^{13,19}, V.V. Gligorov [ID](#)¹⁵, C. Göbel [ID](#)⁶⁷, E. Golobardes [ID](#)⁴², D. Golubkov [ID](#)⁴¹,
A. Golutvin [ID](#)^{59,41,46}, A. Gomes [ID](#)^{2,a,†}, S. Gomez Fernandez [ID](#)⁴³, F. Goncalves Abrantes [ID](#)⁶¹,
M. Goncerz [ID](#)³⁸, G. Gong [ID](#)⁴, J. A. Gooding [ID](#)¹⁷, I.V. Gorelov [ID](#)⁴¹, C. Gotti [ID](#)²⁸, J.P. Grabowski [ID](#)⁷³,
L.A. Granado Cardoso [ID](#)⁴⁶, E. Graugés [ID](#)⁴³, E. Graverini [ID](#)⁴⁷, L. Grazette [ID](#)⁵⁴, G. Graziani [ID](#), A.
T. Grecu [ID](#)⁴⁰, L.M. Greeven [ID](#)³⁵, N.A. Grieser [ID](#)⁶³, L. Grillo [ID](#)⁵⁷, S. Gromov [ID](#)⁴¹, C. Gu [ID](#)¹⁴,
M. Guarise [ID](#)²³, M. Guittiere [ID](#)¹³, V. Guliaeva [ID](#)⁴¹, P. A. Günther [ID](#)¹⁹, A.-K. Guseinov [ID](#)⁴¹,
E. Gushchin [ID](#)⁴¹, Y. Guz [ID](#)^{6,41,46}, T. Gys [ID](#)⁴⁶, T. Hadavizadeh [ID](#)¹, C. Hadjivasiliou [ID](#)⁶⁴,
G. Haefeli [ID](#)⁴⁷, C. Haen [ID](#)⁴⁶, J. Haimberger [ID](#)⁴⁶, M. Hajheidari [ID](#)⁴⁶, T. Halewood-leagas [ID](#)⁵⁸,
M.M. Halvorsen [ID](#)⁴⁶, P.M. Hamilton [ID](#)⁶⁴, J. Hammerich [ID](#)⁵⁸, Q. Han [ID](#)⁸, X. Han [ID](#)¹⁹,
S. Hansmann-Menzemer [ID](#)¹⁹, L. Hao [ID](#)⁷, N. Harnew [ID](#)⁶¹, T. Harrison [ID](#)⁵⁸, M. Hartmann [ID](#)¹³,
C. Hasse [ID](#)⁴⁶, J. He [ID](#)^{7,c}, K. Heijhoff [ID](#)³⁵, F. Hemmer [ID](#)⁴⁶, C. Henderson [ID](#)⁶³, R.D.L. Henderson [ID](#)^{1,54},
A.M. Hennequin [ID](#)⁴⁶, K. Hennessy [ID](#)⁵⁸, L. Henry [ID](#)⁴⁷, J. Herd [ID](#)⁵⁹, P. Herrero Gascon [ID](#)¹⁹,
J. Heuel [ID](#)¹⁶, A. Hicheur [ID](#)³, G. Hijano Mendizabal [ID](#)⁴⁸, D. Hill [ID](#)⁴⁷, S.E. Hollitt [ID](#)¹⁷, J. Horswill [ID](#)⁶⁰,
R. Hou [ID](#)⁸, Y. Hou [ID](#)¹⁰, N. Howarth [ID](#)⁵⁸, J. Hu [ID](#)¹⁹, J. Hu [ID](#)⁶⁹, W. Hu [ID](#)⁶, X. Hu [ID](#)⁴, W. Huang [ID](#)⁷,
W. Hulsbergen [ID](#)³⁵, R.J. Hunter [ID](#)⁵⁴, M. Hushchyn [ID](#)⁴¹, D. Hutchcroft [ID](#)⁵⁸, M. Idzik [ID](#)³⁷, D. Ilin [ID](#)⁴¹,
P. Ilten [ID](#)⁶³, A. Inglessi [ID](#)⁴¹, A. Iniukhin [ID](#)⁴¹, A. Ishteev [ID](#)⁴¹, K. Ivshin [ID](#)⁴¹, R. Jacobsson [ID](#)⁴⁶,

H. Jage [id](#)¹⁶, S.J. Jaimes Elles [id](#)^{45,72}, S. Jakobsen [id](#)⁴⁶, E. Jans [id](#)³⁵, B.K. Jashal [id](#)⁴⁵,
A. Jawahery [id](#)⁶⁴, V. Jevtic [id](#)¹⁷, E. Jiang [id](#)⁶⁴, X. Jiang [id](#)^{5,7}, Y. Jiang [id](#)⁷, Y. J. Jiang [id](#)⁶,
M. John [id](#)⁶¹, D. Johnson [id](#)⁵¹, C.R. Jones [id](#)⁵³, T.P. Jones [id](#)⁵⁴, S. Joshi [id](#)³⁹, B. Jost [id](#)⁴⁶, N. Jurik [id](#)⁴⁶,
I. Juszczak [id](#)³⁸, D. Kaminaris [id](#)⁴⁷, S. Kandybei [id](#)⁴⁹, Y. Kang [id](#)⁴, M. Karacson [id](#)⁴⁶,
D. Karpenkov [id](#)⁴¹, M. Karpov [id](#)⁴¹, A. M. Kauniskangas [id](#)⁴⁷, J.W. Kautz [id](#)⁶³, F. Keizer [id](#)⁴⁶,
D.M. Keller [id](#)⁶⁶, M. Kenzie [id](#)⁵³, T. Ketel [id](#)³⁵, B. Khanji [id](#)⁶⁶, A. Kharisova [id](#)⁴¹, S. Kholodenko [id](#)³²,
G. Khreich [id](#)¹³, T. Kirn [id](#)¹⁶, V.S. Kirsebom [id](#)⁴⁷, O. Kitouni [id](#)⁶², S. Klaver [id](#)³⁶, N. Kleijne [id](#)^{32,r},
K. Klimaszewski [id](#)³⁹, M.R. Kmiec [id](#)³⁹, S. Koliiev [id](#)⁵⁰, L. Kolk [id](#)¹⁷, A. Konoplyannikov [id](#)⁴¹,
P. Kopciwicz [id](#)^{37,46}, P. Koppenburg [id](#)³⁵, M. Korolev [id](#)⁴¹, I. Kostiuk [id](#)³⁵, O. Kot [id](#)⁵⁰,
S. Kotriakhova [id](#), A. Kozachuk [id](#)⁴¹, P. Kravchenko [id](#)⁴¹, L. Kravchuk [id](#)⁴¹, M. Kreps [id](#)⁵⁴,
S. Kretzschmar [id](#)¹⁶, P. Krokovny [id](#)⁴¹, W. Krupa [id](#)⁶⁶, W. Krzemien [id](#)³⁹, J. Kubat [id](#)¹⁹, S. Kubis [id](#)⁷⁷,
W. Kucewicz [id](#)³⁸, M. Kucharczyk [id](#)³⁸, V. Kudryavtsev [id](#)⁴¹, E. Kulikova [id](#)⁴¹, A. Kupsc [id](#)⁷⁸, B. K.
Kutsenko [id](#)¹², D. Lacarrere [id](#)⁴⁶, A. Lai [id](#)²⁹, A. Lampis [id](#)²⁹, D. Lancierini [id](#)⁴⁸,
C. Landesa Gomez [id](#)⁴⁴, J.J. Lane [id](#)¹, R. Lane [id](#)⁵², C. Langenbruch [id](#)¹⁹, J. Langer [id](#)¹⁷,
O. Lantwin [id](#)⁴¹, T. Latham [id](#)⁵⁴, F. Lazzari [id](#)^{32,s}, C. Lazzeroni [id](#)⁵¹, R. Le Gac [id](#)¹², S.H. Lee [id](#)⁷⁹,
R. Lefèvre [id](#)¹¹, A. Leflat [id](#)⁴¹, S. Legotin [id](#)⁴¹, M. Lehuraux [id](#)⁵⁴, O. Leroy [id](#)¹², T. Lesiak [id](#)³⁸,
B. Leverington [id](#)¹⁹, A. Li [id](#)⁴, H. Li [id](#)⁶⁹, K. Li [id](#)⁸, L. Li [id](#)⁶⁰, P. Li [id](#)⁴⁶, P.-R. Li [id](#)⁷⁰, S. Li [id](#)⁸,
T. Li [id](#)^{5,d}, T. Li [id](#)⁶⁹, Y. Li [id](#)⁸, Y. Li [id](#)⁵, Z. Li [id](#)⁶⁶, Z. Lian [id](#)⁴, X. Liang [id](#)⁶⁶, C. Lin [id](#)⁷, T. Lin [id](#)⁵⁵,
R. Lindner [id](#)⁴⁶, V. Lisovskyi [id](#)⁴⁷, R. Litvinov [id](#)^{29,j}, F. L. Liu [id](#)¹, G. Liu [id](#)⁶⁹, H. Liu [id](#)⁷, K. Liu [id](#)⁷⁰,
Q. Liu [id](#)⁷, S. Liu [id](#)^{5,7}, Y. Liu [id](#)⁵⁶, Y. Liu [id](#)⁷⁰, Y. L. Liu [id](#)⁵⁹, A. Lobo Salvia [id](#)⁴³, A. Loi [id](#)²⁹,
J. Lomba Castro [id](#)⁴⁴, T. Long [id](#)⁵³, J.H. Lopes [id](#)³, A. Lopez Huertas [id](#)⁴³, S. López Soliño [id](#)⁴⁴,
G.H. Lovell [id](#)⁵³, C. Lucarelli [id](#)^{24,l}, D. Lucchesi [id](#)^{30,p}, S. Luchuk [id](#)⁴¹, M. Lucio Martinez [id](#)⁷⁶,
V. Lukashenko [id](#)^{35,50}, Y. Luo [id](#)⁴, A. Lupato [id](#)³⁰, E. Luppi [id](#)^{23,k}, K. Lynch [id](#)²⁰, X.-R. Lyu [id](#)⁷, G. M.
Ma [id](#)⁴, R. Ma [id](#)⁷, S. Maccolini [id](#)¹⁷, F. Machefer [id](#)¹³, F. Maciuc [id](#)⁴⁰, B. M. Mack [id](#)⁶⁶,
I. Mackay [id](#)⁶¹, L. M. Mackey [id](#)⁶⁶, L.R. Madhan Mohan [id](#)⁵³, M. M. Madurai [id](#)⁵¹, A. Maevskiy [id](#)⁴¹,
D. Magdalinski [id](#)³⁵, D. Maisuzenko [id](#)⁴¹, M.W. Majewski [id](#)³⁷, J.J. Malczewski [id](#)³⁸, S. Malde [id](#)⁶¹,
B. Malecki [id](#)^{38,46}, L. Malentacca [id](#)⁴⁶, A. Malinin [id](#)⁴¹, T. Maltsev [id](#)⁴¹, G. Manca [id](#)^{29,j},
G. Mancinelli [id](#)¹², C. Mancuso [id](#)^{27,13,n}, R. Manera Escalero [id](#)⁴³, D. Manuzzi [id](#)²², D. Marangotto [id](#)^{27,n},
J.F. Marchand [id](#)¹⁰, R. Marchevski [id](#)⁴⁷, U. Marconi [id](#)²², S. Mariani [id](#)⁴⁶, C. Marin Benito [id](#)^{43,46},
J. Marks [id](#)¹⁹, A.M. Marshall [id](#)⁵², P.J. Marshall [id](#)⁵⁸, G. Martelli [id](#)^{31,q}, G. Martellotti [id](#)³³,
L. Martinazzoli [id](#)⁴⁶, M. Martinelli [id](#)^{28,o}, D. Martinez Santos [id](#)⁴⁴, F. Martinez Vidal [id](#)⁴⁵,
A. Massafferri [id](#)², M. Materok [id](#)¹⁶, R. Matev [id](#)⁴⁶, A. Mathad [id](#)⁴⁸, V. Matiunin [id](#)⁴¹,
C. Matteuzzi [id](#)⁶⁶, K.R. Mattioli [id](#)¹⁴, A. Mauri [id](#)⁵⁹, E. Maurice [id](#)¹⁴, J. Mauricio [id](#)⁴³,
P. Mayencourt [id](#)⁴⁷, M. Mazurek [id](#)⁴⁶, M. McCann [id](#)⁵⁹, L. Mcconnell [id](#)²⁰, T.H. McGrath [id](#)⁶⁰,
N.T. McHugh [id](#)⁵⁷, A. McNab [id](#)⁶⁰, R. McNulty [id](#)²⁰, B. Meadows [id](#)⁶³, G. Meier [id](#)¹⁷,
D. Melnychuk [id](#)³⁹, M. Merk [id](#)^{35,76}, A. Merli [id](#)^{27,n}, L. Meyer Garcia [id](#)³, D. Miao [id](#)^{5,7}, H. Miao [id](#)⁷,
M. Mikhasenko [id](#)^{73,f}, D.A. Milanes [id](#)⁷², A. Minotti [id](#)^{28,o}, E. Minucci [id](#)⁶⁶, T. Miralles [id](#)¹¹,
S.E. Mitchell [id](#)⁵⁶, B. Mitreska [id](#)¹⁷, D.S. Mitzel [id](#)¹⁷, A. Modak [id](#)⁵⁵, A. Mödden [id](#)¹⁷,
R.A. Mohammed [id](#)⁶¹, R.D. Moise [id](#)¹⁶, S. Mokhnenko [id](#)⁴¹, T. Mombächer [id](#)⁴⁶, M. Monk [id](#)^{54,1},
I.A. Monroy [id](#)⁷², S. Monteil [id](#)¹¹, A. Morcillo Gomez [id](#)⁴⁴, G. Morello [id](#)²⁵, M.J. Morello [id](#)^{32,r},
M.P. Morgenthaler [id](#)¹⁹, J. Moron [id](#)³⁷, A.B. Morris [id](#)⁴⁶, A.G. Morris [id](#)¹², R. Mountain [id](#)⁶⁶,
H. Mu [id](#)⁴, Z. M. Mu [id](#)⁶, E. Muhammad [id](#)⁵⁴, F. Muheim [id](#)⁵⁶, M. Mulder [id](#)⁷⁵, K. Müller [id](#)⁴⁸,
F. Muñoz-Rojas [id](#)⁹, R. Murta [id](#)⁵⁹, P. Naik [id](#)⁵⁸, T. Nakada [id](#)⁴⁷, R. Nandakumar [id](#)⁵⁵, T. Nanut [id](#)⁴⁶,

I. Nasteva ³, M. Needham ⁵⁶, N. Neri ^{27,n}, S. Neubert ⁷³, N. Neufeld ⁴⁶, P. Neustroev ⁴¹, R. Newcombe ⁵⁹, J. Nicolini ^{17,13}, D. Nicotra ⁷⁶, E.M. Niel ⁴⁷, N. Nikitin ⁴¹, P. Nogga ⁷³, N.S. Nolte ⁶², C. Normand ^{10,j,29}, J. Novoa Fernandez ⁴⁴, G. Nowak ⁶³, C. Nunez ⁷⁹, H. N. Nur ⁵⁷, A. Oblakowska-Mucha ³⁷, V. Obraztsov ⁴¹, T. Oeser ¹⁶, S. Okamura ^{23,k,46}, R. Oldeman ^{29,j}, F. Oliva ⁵⁶, M. Olocco ¹⁷, C.J.G. Onderwater ⁷⁶, R.H. O’Neil ⁵⁶, J.M. Otalora Goicochea ³, T. Ovsianikova ⁴¹, P. Owen ⁴⁸, A. Oyanguren ⁴⁵, O. Ozcelik ⁵⁶, K.O. Padeken ⁷³, B. Pagare ⁵⁴, P.R. Pais ¹⁹, T. Pajero ⁶¹, A. Palano ²¹, M. Palutan ²⁵, G. Panshin ⁴¹, L. Paolucci ⁵⁴, A. Papanestis ⁵⁵, M. Pappagallo ^{21,h}, L.L. Pappalardo ^{23,k}, C. Pappenheimer ⁶³, C. Parkes ⁶⁰, B. Passalacqua ^{23,k}, G. Passaleva ²⁴, D. Passaro ³², A. Pastore ²¹, M. Patel ⁵⁹, J. Patoc ⁶¹, C. Patrignani ^{22,i}, C.J. Pawley ⁷⁶, A. Pellegrino ³⁵, M. Pepe Altarelli ²⁵, S. Perazzini ²², D. Pereima ⁴¹, A. Pereiro Castro ⁴⁴, P. Perret ¹¹, A. Perro ⁴⁶, K. Petridis ⁵², A. Petrolini ^{26,m}, S. Petrucci ⁵⁶, H. Pham ⁶⁶, L. Pica ^{32,r}, M. Piccini ³¹, B. Pietrzyk ¹⁰, G. Pietrzyk ¹³, D. Pinci ³³, F. Pisani ⁴⁶, M. Pizzichemi ^{28,o}, V. Placinta ⁴⁰, M. Plo Casasus ⁴⁴, F. Polci ^{15,46}, M. Poli Lener ²⁵, A. Poluektov ¹², N. Polukhina ⁴¹, I. Polyakov ⁴⁶, E. Polycarpo ³, S. Ponce ⁴⁶, D. Popov ⁷, S. Poslavskii ⁴¹, K. Prasanth ³⁸, C. Prouve ⁴⁴, V. Pugatch ⁵⁰, G. Punzi ^{32,s}, W. Qian ⁷, N. Qin ⁴, S. Qu ⁴, R. Quagliani ⁴⁷, R.I. Rabadan Trejo ⁵⁴, B. Rachwal ³⁷, J.H. Rademacker ⁵², M. Rama ³², M. Ramírez García ⁷⁹, M. Ramos Pernas ⁵⁴, M.S. Rangel ³, F. Ratnikov ⁴¹, G. Raven ³⁶, M. Rebollo De Miguel ⁴⁵, F. Redi ⁴⁶, J. Reich ⁵², F. Reiss ⁶⁰, Z. Ren ⁷, P.K. Resmi ⁶¹, R. Ribatti ^{32,r}, G. R. Ricart ^{14,80}, D. Riccardi ³², S. Ricciardi ⁵⁵, K. Richardson ⁶², M. Richardson-Slipper ⁵⁶, K. Rinnert ⁵⁸, P. Robbe ¹³, G. Robertson ⁵⁷, E. Rodrigues ^{58,46}, E. Rodriguez Fernandez ⁴⁴, J.A. Rodriguez Lopez ⁷², E. Rodriguez Rodriguez ⁴⁴, A. Rogovskiy ⁵⁵, D.L. Rolf ⁴⁶, A. Rollings ⁶¹, P. Roloff ⁴⁶, V. Romanovskiy ⁴¹, M. Romero Lamas ⁴⁴, A. Romero Vidal ⁴⁴, G. Romolini ²³, F. Ronchetti ⁴⁷, M. Rotondo ²⁵, S. R. Roy ¹⁹, M.S. Rudolph ⁶⁶, T. Ruf ⁴⁶, M. Ruiz Diaz ¹⁹, R.A. Ruiz Fernandez ⁴⁴, J. Ruiz Vidal ^{78,z}, A. Ryzhikov ⁴¹, J. Ryzka ³⁷, J.J. Saborido Silva ⁴⁴, R. Sadek ¹⁴, N. Sagidova ⁴¹, N. Sahoo ⁵¹, B. Saitta ^{29,j}, M. Salomoni ^{28,o}, C. Sanchez Gras ³⁵, I. Sanderswood ⁴⁵, R. Santacesaria ³³, C. Santamarina Rios ⁴⁴, M. Santimaria ²⁵, L. Santoro ², E. Santovetti ³⁴, A. Saputi ^{23,46}, D. Saranin ⁴¹, G. Sarpis ⁵⁶, M. Sarpis ⁷³, A. Sarti ³³, C. Satriano ^{33,t}, A. Satta ³⁴, M. Saur ⁶, D. Savrina ⁴¹, H. Sazak ¹¹, L.G. Scantlebury Smead ⁶¹, A. Scarabotto ¹⁵, S. Schael ¹⁶, S. Scherl ⁵⁸, A. M. Schertz ⁷⁴, M. Schiller ⁵⁷, H. Schindler ⁴⁶, M. Schmelling ¹⁸, B. Schmidt ⁴⁶, S. Schmitt ¹⁶, H. Schmitz ⁷³, O. Schneider ⁴⁷, A. Schopper ⁴⁶, N. Schulte ¹⁷, S. Schulte ⁴⁷, M.H. Schune ¹³, R. Schwemmer ⁴⁶, G. Schwering ¹⁶, B. Sciascia ²⁵, A. Sciuccati ⁴⁶, S. Sellam ⁴⁴, A. Semennikov ⁴¹, M. Senghi Soares ³⁶, A. Sergi ^{26,m}, N. Serra ^{48,46}, L. Sestini ³⁰, A. Seuthe ¹⁷, Y. Shang ⁶, D.M. Shangase ⁷⁹, M. Shapkin ⁴¹, R. S. Sharma ⁶⁶, I. Shchemerov ⁴¹, L. Shchutska ⁴⁷, T. Shears ⁵⁸, L. Shekhtman ⁴¹, Z. Shen ⁶, S. Sheng ^{5,7}, V. Shevchenko ⁴¹, B. Shi ⁷, E.B. Shields ^{28,o}, Y. Shimizu ¹³, E. Shmanin ⁴¹, R. Shorkin ⁴¹, J.D. Shupperd ⁶⁶, R. Silva Coutinho ⁶⁶, G. Simi ³⁰, S. Simone ^{21,h}, N. Skidmore ⁶⁰, R. Skuza ¹⁹, T. Skwarnicki ⁶⁶, M.W. Slater ⁵¹, J.C. Smallwood ⁶¹, E. Smith ⁶², K. Smith ⁶⁵, M. Smith ⁵⁹, A. Snoch ³⁵, L. Soares Lavra ⁵⁶, M.D. Sokoloff ⁶³, F.J.P. Soler ⁵⁷, A. Solomin ^{41,52}, A. Solovov ⁴¹, I. Solovyevev ⁴¹, R. Song ¹, Y. Song ⁴⁷, Y. Song ⁴, Y. S. Song ⁶, F.L. Souza De Almeida ⁶⁶, B. Souza De Paula ³, E. Spadaro Norella ^{27,n},

E. Spedicato ²², J.G. Speer ¹⁷, E. Spiridenkov ⁴¹, P. Spradlin ⁵⁷, V. Sriskaran ⁴⁶, F. Stagni ⁴⁶, M. Stahl ⁴⁶, S. Stahl ⁴⁶, S. Stanislaus ⁶¹, E.N. Stein ⁴⁶, O. Steinkamp ⁴⁸, O. Stenyakin ⁴¹, H. Stevens ¹⁷, D. Strelakina ⁴¹, Y. Su ⁷, F. Suljik ⁶¹, J. Sun ²⁹, L. Sun ⁷¹, Y. Sun ⁶⁴, P.N. Swallow ⁵¹, K. Swientek ³⁷, F. Swystun ⁵⁴, A. Szabelski ³⁹, T. Szumlak ³⁷, M. Szymanski ⁴⁶, Y. Tan ⁴, S. Taneja ⁶⁰, M.D. Tat ⁶¹, A. Terentev ⁴⁸, F. Terzuoli ^{32,v}, F. Teubert ⁴⁶, E. Thomas ⁴⁶, D.J.D. Thompson ⁵¹, H. Tilquin ⁵⁹, V. Tisserand ¹¹, S. T'Jampens ¹⁰, M. Tobin ⁵, L. Tomassetti ^{23,k}, G. Tonani ^{27,n}, X. Tong ⁶, D. Torres Machado ², L. Toscano ¹⁷, D.Y. Tou ⁴, C. Tripl ⁴², G. Tuci ¹⁹, N. Tuning ³⁵, L.H. Uecker ¹⁹, A. Ukleja ³⁷, D.J. Unverzagt ¹⁹, E. Ursov ⁴¹, A. Usachov ³⁶, A. Ustyuzhanin ⁴¹, U. Uwer ¹⁹, V. Vagnoni ²², A. Valassi ⁴⁶, G. Valenti ²², N. Valls Canudas ⁴², H. Van Hecke ⁶⁵, E. van Herwijnen ⁵⁹, C.B. Van Hulse ^{44,x}, R. Van Laak ⁴⁷, M. van Veghel ³⁵, R. Vazquez Gomez ⁴³, P. Vazquez Regueiro ⁴⁴, C. Vázquez Sierra ⁴⁴, S. Vecchi ²³, J.J. Velthuis ⁵², M. Veltri ^{24,w}, A. Venkateswaran ⁴⁷, M. Vesterinen ⁵⁴, M. Vieites Diaz ⁴⁶, X. Vilasis-Cardona ⁴², E. Vilella Figueras ⁵⁸, A. Villa ²², P. Vincent ¹⁵, F.C. Volle ¹³, D. vom Bruch ¹², V. Vorobyev ⁴¹, N. Voropaev ⁴¹, K. Vos ⁷⁶, G. Vouters ¹⁰, C. Vrahas ⁵⁶, J. Walsh ³², E.J. Walton ¹, G. Wan ⁶, C. Wang ¹⁹, G. Wang ⁸, J. Wang ⁶, J. Wang ⁵, J. Wang ⁴, J. Wang ⁷¹, M. Wang ²⁷, N. W. Wang ⁷, R. Wang ⁵², X. Wang ⁶⁹, X. W. Wang ⁵⁹, Y. Wang ⁸, Z. Wang ¹³, Z. Wang ⁴, Z. Wang ⁷, J.A. Ward ^{54,1}, M. Waterlaet ⁴⁶, N.K. Watson ⁵¹, D. Websdale ⁵⁹, Y. Wei ⁶, B.D.C. Westhenry ⁵², D.J. White ⁶⁰, M. Whitehead ⁵⁷, A.R. Wiederhold ⁵⁴, D. Wiedner ¹⁷, G. Wilkinson ⁶¹, M.K. Wilkinson ⁶³, M. Williams ⁶², M.R.J. Williams ⁵⁶, R. Williams ⁵³, F.F. Wilson ⁵⁵, W. Wislicki ³⁹, M. Witek ³⁸, L. Witola ¹⁹, C.P. Wong ⁶⁵, G. Wormser ¹³, S.A. Wotton ⁵³, H. Wu ⁶⁶, J. Wu ⁸, Y. Wu ⁶, K. Wyllie ⁴⁶, S. Xian ⁶⁹, Z. Xiang ⁵, Y. Xie ⁸, A. Xu ³², J. Xu ⁷, L. Xu ⁴, L. Xu ⁴, M. Xu ⁵⁴, Z. Xu ¹¹, Z. Xu ⁷, Z. Xu ⁵, D. Yang ⁴, S. Yang ⁷, X. Yang ⁶, Y. Yang ^{26,m}, Z. Yang ⁶, Z. Yang ⁶⁴, V. Yeroshenko ¹³, H. Yeung ⁶⁰, H. Yin ⁸, C. Y. Yu ⁶, J. Yu ⁶⁸, X. Yuan ⁵, E. Zaffaroni ⁴⁷, M. Zavertyaev ¹⁸, M. Zdybal ³⁸, M. Zeng ⁴, C. Zhang ⁶, D. Zhang ⁸, J. Zhang ⁷, L. Zhang ⁴, S. Zhang ⁶⁸, S. Zhang ⁶, Y. Zhang ⁶, Y. Z. Zhang ⁴, Y. Zhao ¹⁹, A. Zharkova ⁴¹, A. Zhelezov ¹⁹, X. Z. Zheng ⁴, Y. Zheng ⁷, T. Zhou ⁶, X. Zhou ⁸, Y. Zhou ⁷, V. Zhovkovska ⁵⁴, L. Z. Zhu ⁷, X. Zhu ⁴, X. Zhu ⁸, Z. Zhu ⁷, V. Zhukov ^{16,41}, J. Zhuo ⁴⁵, Q. Zou ^{5,7}, D. Zuliani ³⁰, G. Zunica ⁶⁰

¹ School of Physics and Astronomy, Monash University, Melbourne, Australia

² Centro Brasileiro de Pesquisas Físicas (CBPF), Rio de Janeiro, Brazil

³ Universidade Federal do Rio de Janeiro (UFRJ), Rio de Janeiro, Brazil

⁴ Center for High Energy Physics, Tsinghua University, Beijing, China

⁵ Institute Of High Energy Physics (IHEP), Beijing, China

⁶ School of Physics State Key Laboratory of Nuclear Physics and Technology, Peking University, Beijing, China

⁷ University of Chinese Academy of Sciences, Beijing, China

⁸ Institute of Particle Physics, Central China Normal University, Wuhan, Hubei, China

⁹ Consejo Nacional de Rectores (CONARE), San Jose, Costa Rica

¹⁰ Université Savoie Mont Blanc, CNRS, IN2P3-LAPP, Annecy, France

¹¹ Université Clermont Auvergne, CNRS/IN2P3, LPC, Clermont-Ferrand, France

¹² Aix Marseille Univ, CNRS/IN2P3, CPPM, Marseille, France

¹³ Université Paris-Saclay, CNRS/IN2P3, IJCLab, Orsay, France

¹⁴ Laboratoire Leprince-Ringuet, CNRS/IN2P3, Ecole Polytechnique, Institut Polytechnique de Paris, Palaiseau, France

- ¹⁵ LPNHE, Sorbonne Université, Paris Diderot Sorbonne Paris Cité, CNRS/IN2P3, Paris, France
- ¹⁶ I. Physikalisches Institut, RWTH Aachen University, Aachen, Germany
- ¹⁷ Fakultät Physik, Technische Universität Dortmund, Dortmund, Germany
- ¹⁸ Max-Planck-Institut für Kernphysik (MPIK), Heidelberg, Germany
- ¹⁹ Physikalisches Institut, Ruprecht-Karls-Universität Heidelberg, Heidelberg, Germany
- ²⁰ School of Physics, University College Dublin, Dublin, Ireland
- ²¹ INFN Sezione di Bari, Bari, Italy
- ²² INFN Sezione di Bologna, Bologna, Italy
- ²³ INFN Sezione di Ferrara, Ferrara, Italy
- ²⁴ INFN Sezione di Firenze, Firenze, Italy
- ²⁵ INFN Laboratori Nazionali di Frascati, Frascati, Italy
- ²⁶ INFN Sezione di Genova, Genova, Italy
- ²⁷ INFN Sezione di Milano, Milano, Italy
- ²⁸ INFN Sezione di Milano-Bicocca, Milano, Italy
- ²⁹ INFN Sezione di Cagliari, Monserrato, Italy
- ³⁰ Università degli Studi di Padova, Università e INFN, Padova, Padova, Italy
- ³¹ INFN Sezione di Perugia, Perugia, Italy
- ³² INFN Sezione di Pisa, Pisa, Italy
- ³³ INFN Sezione di Roma La Sapienza, Roma, Italy
- ³⁴ INFN Sezione di Roma Tor Vergata, Roma, Italy
- ³⁵ Nikhef National Institute for Subatomic Physics, Amsterdam, Netherlands
- ³⁶ Nikhef National Institute for Subatomic Physics and VU University Amsterdam, Amsterdam, Netherlands
- ³⁷ AGH — University of Science and Technology, Faculty of Physics and Applied Computer Science, Kraków, Poland
- ³⁸ Henryk Niewodniczanski Institute of Nuclear Physics Polish Academy of Sciences, Kraków, Poland
- ³⁹ National Center for Nuclear Research (NCBJ), Warsaw, Poland
- ⁴⁰ Horia Hulubei National Institute of Physics and Nuclear Engineering, Bucharest-Magurele, Romania
- ⁴¹ Affiliated with an institute covered by a cooperation agreement with CERN
- ⁴² DS4DS, La Salle, Universitat Ramon Llull, Barcelona, Spain
- ⁴³ ICCUB, Universitat de Barcelona, Barcelona, Spain
- ⁴⁴ Instituto Galego de Física de Altas Enerxías (IGFAE), Universidade de Santiago de Compostela, Santiago de Compostela, Spain
- ⁴⁵ Instituto de Física Corpuscular, Centro Mixto Universidad de Valencia — CSIC, Valencia, Spain
- ⁴⁶ European Organization for Nuclear Research (CERN), Geneva, Switzerland
- ⁴⁷ Institute of Physics, Ecole Polytechnique Fédérale de Lausanne (EPFL), Lausanne, Switzerland
- ⁴⁸ Physik-Institut, Universität Zürich, Zürich, Switzerland
- ⁴⁹ NSC Kharkiv Institute of Physics and Technology (NSC KIPT), Kharkiv, Ukraine
- ⁵⁰ Institute for Nuclear Research of the National Academy of Sciences (KINR), Kyiv, Ukraine
- ⁵¹ University of Birmingham, Birmingham, United Kingdom
- ⁵² H.H. Wills Physics Laboratory, University of Bristol, Bristol, United Kingdom
- ⁵³ Cavendish Laboratory, University of Cambridge, Cambridge, United Kingdom
- ⁵⁴ Department of Physics, University of Warwick, Coventry, United Kingdom
- ⁵⁵ STFC Rutherford Appleton Laboratory, Didcot, United Kingdom
- ⁵⁶ School of Physics and Astronomy, University of Edinburgh, Edinburgh, United Kingdom
- ⁵⁷ School of Physics and Astronomy, University of Glasgow, Glasgow, United Kingdom
- ⁵⁸ Oliver Lodge Laboratory, University of Liverpool, Liverpool, United Kingdom
- ⁵⁹ Imperial College London, London, United Kingdom
- ⁶⁰ Department of Physics and Astronomy, University of Manchester, Manchester, United Kingdom
- ⁶¹ Department of Physics, University of Oxford, Oxford, United Kingdom
- ⁶² Massachusetts Institute of Technology, Cambridge, MA, United States
- ⁶³ University of Cincinnati, Cincinnati, OH, United States
- ⁶⁴ University of Maryland, College Park, MD, United States
- ⁶⁵ Los Alamos National Laboratory (LANL), Los Alamos, NM, United States

- ⁶⁶ *Syracuse University, Syracuse, NY, United States*
- ⁶⁷ *Pontifícia Universidade Católica do Rio de Janeiro (PUC-Rio), Rio de Janeiro, Brazil, associated to ³*
- ⁶⁸ *Physics and Micro Electronic College, Hunan University, Changsha City, China, associated to ⁸*
- ⁶⁹ *Guangdong Provincial Key Laboratory of Nuclear Science, Guangdong-Hong Kong Joint Laboratory of Quantum Matter, Institute of Quantum Matter, South China Normal University, Guangzhou, China, associated to ⁴*
- ⁷⁰ *Lanzhou University, Lanzhou, China, associated to ⁵*
- ⁷¹ *School of Physics and Technology, Wuhan University, Wuhan, China, associated to ⁴*
- ⁷² *Departamento de Física, Universidad Nacional de Colombia, Bogota, Colombia, associated to ¹⁵*
- ⁷³ *Universität Bonn — Helmholtz-Institut für Strahlen und Kernphysik, Bonn, Germany, associated to ¹⁹*
- ⁷⁴ *Eotvos Lorand University, Budapest, Hungary, associated to ⁴⁶*
- ⁷⁵ *Van Swinderen Institute, University of Groningen, Groningen, Netherlands, associated to ³⁵*
- ⁷⁶ *Universiteit Maastricht, Maastricht, Netherlands, associated to ³⁵*
- ⁷⁷ *Tadeusz Kosciuszko Cracow University of Technology, Cracow, Poland, associated to ³⁸*
- ⁷⁸ *Department of Physics and Astronomy, Uppsala University, Uppsala, Sweden, associated to ⁵⁷*
- ⁷⁹ *University of Michigan, Ann Arbor, MI, United States, associated to ⁶⁶*
- ⁸⁰ *Departement de Physique Nucleaire (SPhN), Gif-Sur-Yvette, France*

^a *Universidade de Brasília, Brasília, Brazil*

^b *Centro Federal de Educação Tecnológica Celso Suckow da Fonseca, Rio De Janeiro, Brazil*

^c *Hangzhou Institute for Advanced Study, UCAS, Hangzhou, China*

^d *School of Physics and Electronics, Henan University, Kaifeng, China*

^e *LIP6, Sorbonne Universite, Paris, France*

^f *Excellence Cluster ORIGINS, Munich, Germany*

^g *Universidad Nacional Autónoma de Honduras, Tegucigalpa, Honduras*

^h *Università di Bari, Bari, Italy*

ⁱ *Università di Bologna, Bologna, Italy*

^j *Università di Cagliari, Cagliari, Italy*

^k *Università di Ferrara, Ferrara, Italy*

^l *Università di Firenze, Firenze, Italy*

^m *Università di Genova, Genova, Italy*

ⁿ *Università degli Studi di Milano, Milano, Italy*

^o *Università di Milano Bicocca, Milano, Italy*

^p *Università di Padova, Padova, Italy*

^q *Università di Perugia, Perugia, Italy*

^r *Scuola Normale Superiore, Pisa, Italy*

^s *Università di Pisa, Pisa, Italy*

^t *Università della Basilicata, Potenza, Italy*

^u *Università di Roma Tor Vergata, Roma, Italy*

^v *Università di Siena, Siena, Italy*

^w *Università di Urbino, Urbino, Italy*

^x *Universidad de Alcalá, Alcalá de Henares, Spain*

^y *Universidade da Coruña, Coruña, Spain*

^z *Department of Physics/Division of Particle Physics, Lund, Sweden*

[†] *Deceased*