

MIT Open Access Articles

Measurement of the effective leptonic weak mixing angle

The MIT Faculty has made this article openly available. **Please share** how this access benefits you. Your story matters.

Citation: he LHCb collaboration., Aaij, R., Abdelmotteleb, A.S.W. et al. Measurement of the effective leptonic weak mixing angle. J. High Energ. Phys. 2024, 26 (2024).

As Published: [https://doi.org/10.1007/JHEP12\(2024\)026](https://doi.org/10.1007/JHEP12(2024)026)

Publisher: Springer Berlin Heidelberg

Persistent URL: <https://hdl.handle.net/1721.1/157836>

Version: Final published version: final published article, as it appeared in a journal, conference proceedings, or other formally published context

Terms of use: Creative Commons Attribution



Measurement of the effective leptonic weak mixing angle



The LHCb collaboration

E-mail: menglin.xu@cern.ch

ABSTRACT: Using pp collision data at $\sqrt{s} = 13$ TeV, recorded by the LHCb experiment between 2016 and 2018 and corresponding to an integrated luminosity of 5.4 fb^{-1} , the forward-backward asymmetry in the $pp \rightarrow Z/\gamma^* \rightarrow \mu^+ \mu^-$ process is measured. The measurement is carried out in ten intervals of the difference between the muon pseudorapidities, within a fiducial region covering dimuon masses between 66 and 116 GeV, muon pseudorapidities between 2.0 and 4.5 and muon transverse momenta above 20 GeV. These forward-backward asymmetries are compared with predictions, at next-to-leading order in the strong and electroweak couplings. The measured effective leptonic weak mixing angle is

$$\sin^2 \theta_{\text{eff}}^{\ell} = 0.23147 \pm 0.00044 \pm 0.00005 \pm 0.00023,$$

where the first uncertainty is statistical, the second arises from systematic uncertainties associated with the asymmetry measurement, and the third arises from uncertainties in the fit model used to extract $\sin^2 \theta_{\text{eff}}^{\ell}$ from the asymmetry measurement. This result is based on an arithmetic average of results using the CT18, MSHT20, and NNPDF31 parameterisations of the proton internal structure, and is consistent with previous measurements and with predictions from the global electroweak fit.

KEYWORDS: Electroweak Interaction, Hadron-Hadron Scattering

ARXIV EPRINT: [2410.02502](https://arxiv.org/abs/2410.02502)

Contents

1	Introduction	1
2	Dataset	3
3	Corrections to the simulation and background modelling	5
4	Measurement of the forward-backward asymmetry	6
4.1	Detector effects	6
4.2	Systematic uncertainties	8
4.3	Results	9
5	Determination of the effective leptonic weak mixing angle	10
6	Cross-checks	14
7	Conclusion	16
	The LHCb collaboration	21

1 Introduction

The weak mixing angle θ_W is one of the fundamental parameters of the Standard Model; at lowest order it relates the values of the U(1) and SU(2) gauge couplings. Consequently, it controls the couplings of the Z boson: the tree-level vector coupling to an elementary fermion of charge Q and third weak-isospin component T_3 is $T_3 - 2Q \sin^2 \theta_W$. Higher-order corrections to the couplings are then included by defining an effective angle, which for leptons can be written via

$$\sin^2 \theta_{\text{eff}}^\ell \equiv \kappa_{\text{lept}} \sin^2 \theta_W, \quad (1.1)$$

where the factor κ_{lept} contains both universal and flavour-specific terms [1]. The weak mixing angle is scale dependent; we define $\sin^2 \theta_{\text{eff}}^\ell$ to be evaluated at a renormalisation scale equal to the mass of the Z boson. The value of $\sin^2 \theta_{\text{eff}}^\ell$ can be predicted by global electroweak fits [2, 3], and a comparison of these predictions to direct measurements is sensitive to possible corrections involving fields beyond those present in the Standard Model. This article reports a measurement of $\sin^2 \theta_{\text{eff}}^\ell$ using data collected with the LHCb detector at the Large Hadron Collider (LHC).

The two most precise measurements of $\sin^2 \theta_{\text{eff}}^\ell$ are from the forward-backward asymmetry in $e^+e^- \rightarrow Z \rightarrow b\bar{b}$ processes at LEP [1] and the leptonic coupling asymmetry at the SLD experiment [4]. These two results are in tension at the level of 3.2 standard deviations. Additional measurements have also been combined by the LEP experiments [1]. Measurements at hadron colliders have also been reported by the ATLAS [5], CMS [6] and LHCb [7] experiments at the LHC, and by the CDF and D0 experiments at the Tevatron [8].

At hadron colliders $\sin^2 \theta_{\text{eff}}^\ell$ can be determined from $Z \rightarrow \ell^+ \ell^-$ production,¹ where ℓ is an electron or muon. The differential cross-section follows [9, 10]

$$\frac{d\sigma}{d \cos \theta^*} \propto 1 + \cos^2 \theta^* + \alpha \cos \theta^*, \quad (1.2)$$

where θ^* is the polar angle in a suitable frame. In the Collins-Soper frame [9], θ^* can be calculated from variables in the laboratory frame via

$$\cos \theta^* = \frac{2(P_1^+ P_2^- - P_1^- P_2^+)}{\sqrt{m_{\ell\ell}^2(m_{\ell\ell}^2 + p_{T,\ell\ell}^2)}} \frac{p_{z,\ell\ell}}{|p_{z,\ell\ell}|}, \quad (1.3)$$

where $p_{T,\ell\ell}$, $p_{z,\ell\ell}$ and $m_{\ell\ell}$ are the transverse momentum, longitudinal momentum and mass of the dilepton system, respectively. The $P_i^\pm \equiv \frac{1}{\sqrt{2}}(E_i \pm p_{z,i})$ terms are calculated from the energies (E) and longitudinal momenta (p_z) of the lepton and antilepton, which are labelled with i values of 1 and 2, respectively. The final factor in eq. (1.3), corresponding to the sign of $p_{z,\ell\ell}$, is required in proton-proton (pp) collisions given the symmetry of the initial state.

The coefficient α in eq. (1.2) arises through terms involving products of vector and axial-vector couplings and can therefore be directly related to the weak mixing angle. In addition, since the relevant term in eq. (1.2) is linear in $\cos \theta^*$ it also directly causes a forward-backward asymmetry in $Z \rightarrow \ell^+ \ell^-$ production; measurements of this asymmetry can then be used to determine $\sin^2 \theta_{\text{eff}}^\ell$. The forward-backward asymmetry is typically defined as

$$A_{\text{FB}} \equiv \frac{\sigma_{\text{F}} - \sigma_{\text{B}}}{\sigma_{\text{F}} + \sigma_{\text{B}}}, \quad (1.4)$$

where $\sigma_{\text{F,B}}$ are the cross-sections integrated over the ranges $0 < \cos \theta^* < 1$ (forward, F) and $-1 < \cos \theta^* < 0$ (backward, B). Since events with the largest values of $|\cos \theta^*|$ are most sensitive to the linear term in eq. (1.2), these events also provide the greatest sensitivity to the weak mixing angle. Therefore, in some previous analyses [5, 6], the weak mixing angle has been extracted from an angular analysis or by measuring A_{FB} using a per-event weighting that depends on $\cos \theta^*$ [11]. In this paper we follow a related approach, by considering A_{FB} in intervals of the absolute difference between the pseudorapidities of the two muons produced in the Z boson decay, $|\Delta\eta|$. Since $\cos \theta^* \sim \tanh(\Delta\eta/2)$ [12] this choice enables us to separate the events with the greatest sensitivity to the weak mixing angle. In simulation this binning improves sensitivity to the weak mixing angle by 14% when compared to an approach with no binning in $|\Delta\eta|$. For simplicity, following this binning choice, we also define ‘forward’ and ‘backward’ labels based on the sign of the difference in pseudorapidity of the muons. This is of negligible consequence: the assigned ‘forward’ or ‘backward’ label is different with this choice to that using the Collins-Soper angle for only one candidate Z decay in the analysis reported in this article. In summary, this analysis measures

$$A_{\text{FB}} \equiv \frac{N(\eta^- > \eta^+) - N(\eta^- < \eta^+)}{N(\eta^- > \eta^+) + N(\eta^- < \eta^+)}, \quad (1.5)$$

¹For brevity we use Z to refer to the physical process including amplitudes with Z and virtual photon propagators.

as a function of $|\Delta\eta|$, where N denotes a yield of events passing the requirements in parentheses corrected for detector effects, and η^- and η^+ are the pseudorapidities of the negatively and positively charged leptons, respectively.

The unique angular coverage of the LHCb detector is well suited for this measurement. Important theoretical uncertainties in measurements of the weak mixing angle at hadron colliders typically arise from existing knowledge of the proton's internal structure. At the LHC, these uncertainties are smallest in the forward region [13, 14], such that the measurement from LHCb provides important complementary information to measurements performed at ATLAS and CMS.

This analysis uses pp collision data at a center-of-mass energy of 13 TeV, recorded with the LHCb detector during 2016, 2017 and 2018, and corresponding to an integrated luminosity of 5.4 fb^{-1} . The analysis is carried out in two parts. In the first stage A_{FB} is measured in ten intervals of $|\Delta\eta|$ up to $|\Delta\eta| = 2.5$, using $Z \rightarrow \mu^+\mu^-$ decays. The asymmetries are measured in the fiducial region corresponding to dimuon masses in the range $66 < M < 116 \text{ GeV}$, and with individual muon pseudorapidities in the range $2.0 < \eta < 4.5$ and transverse momenta $p_{\text{T}} > 20 \text{ GeV}$.² The second stage of the analysis compares the measurement with theoretical templates to determine $\sin^2 \theta_{\text{eff}}^{\ell}$. In order to prevent human bias, the analysis has been carried out by introducing an unknown offset in the $\sin^2 \theta_{\text{eff}}^{\ell}$ value until the analysis methodology was finalised.

2 Dataset

The LHCb detector [15, 16] is a single-arm forward spectrometer, which covers the pseudorapidity range $2 < \eta < 5$. The detector includes a high-precision tracking system consisting of a silicon-strip vertex detector surrounding the pp interaction region [17], a large-area silicon-strip detector (the TT) located upstream of a dipole magnet with a bending power of about 4 T m, and three stations of silicon-strip detectors and straw drift tubes [18] placed downstream of the magnet. Roughly half of the data were recorded with the magnet in each of the two polarity configurations. The tracking system provides a measurement of the momentum, p , of charged particles with a relative uncertainty that varies from 0.5% at low momentum to 1.0% at 200 GeV. The minimum distance of a track to a primary pp collision vertex (PV) is referred to as the impact parameter (IP), which is precisely determined by the vertex detector. Different types of charged hadrons are distinguished using information from two ring-imaging Cherenkov detectors [19]. Photons, electrons and hadrons are identified by a calorimeter system consisting of scintillating-pad and preshower detectors, an electromagnetic calorimeter and a hadronic calorimeter. Muons are identified by a system composed of alternating layers of iron and multiwire proportional chambers [20].

This analysis uses events selected by the hardware trigger based on the presence of a muon with a high transverse momentum. The software trigger performs a full event reconstruction, and this analysis selects events based on the presence of high-transverse-momentum muon candidates [21].

²Throughout this paper we use natural units, where $c = 1$. We also define p_{T} , η and the dimuon invariant mass based on the stable final-state particles (commonly referred to as being measured at bare level).

Simulation is required to model and correct for the effects of the detection efficiency and resolution, and backgrounds. In the simulation, pp collisions are generated using PYTHIA [22, 23] with a specific LHCb configuration [24]. Decays of heavy particles such as weak bosons, and top quarks, are modelled directly with PYTHIA, while decays of lighter particles are described by EVTGEN [25], in which final-state radiation is generated using PHOTOS [26]. The interaction of the generated particles with the detector, and its response, are implemented using the GEANT4 toolkit [27, 28] as described in ref. [29].

Candidate $Z \rightarrow \mu^+\mu^-$ decays are formed from combinations of oppositely charged and positively identified muons, with $p_T > 20$ GeV and $2 < \eta < 4.5$, and with dimuon invariant masses between 66 and 116 GeV. After this initial selection the level of background is already very low, but several additional requirements are imposed to further improve the sample purity, with minimal reduction in the detection efficiency for the signal. Both muons are required to have a small IP with respect to the relevant PV in order to suppress background from heavy-flavour-hadron decays, and their corresponding track fits must have χ^2 values below 2.5 to suppress hadronic backgrounds. The sum of the transverse momenta of particles within $(\Delta\eta)^2 + (\Delta\phi)^2 < 0.4^2$ of each muon must be less than 40 GeV (where ϕ denotes the azimuthal angle). This requirement suppresses hadronic backgrounds since they typically have increased activity close to the muons. In order to precisely define the trigger efficiency, each candidate is required to have at least one muon that satisfies the requirements of the hardware and software triggers. After all these requirements around 860 000 events are selected.

The decays $J/\psi \rightarrow \mu^+\mu^-$ and $\Upsilon(1S) \rightarrow \mu^+\mu^-$ are used to calibrate the detection efficiency (discussed in detail in section 3) and the muon momentum measurement. Candidates for both decays are formed from combinations of oppositely charged tracks identified as muons with $p_T > 3$ GeV. The $J/\psi \rightarrow \mu^+\mu^-$ candidates are required to form a vertex that is significantly displaced from any PV; this implies that the signal originates from decays of b hadrons.

Two calibrations are applied to the muon momenta in the data. The first is to correct for gradual variations of the momentum scale with time, known to be at the $\mathcal{O}(10^{-4})$ level [30]. Multiplicative correction factors are determined from the observed variation of the $\Upsilon(1S) \rightarrow \mu^+\mu^-$ peak position in intervals of the data-taking period. The second correction addresses charge-dependent curvature biases using the pseudomass method [31, 32]. The pseudomass is an estimate of the mass of two-particle final states, in which the magnitude of one of the momenta is ignored. Considering the decay $Z \rightarrow \mu^+\mu^-$ we define the two pseudomasses:

$$\mathcal{M}^\pm \equiv \sqrt{2p^\pm p_T^\pm \frac{p^\mp}{p_T^\mp} (1 - \cos\vartheta)}, \quad (2.1)$$

where p^+ and p^- denote the magnitudes of the μ^+ and μ^- momenta (and similarly for the transverse momenta p_T^\pm), and ϑ is the opening angle between the two muons. Effectively, the pseudomass estimates the dimuon invariant mass under the assumption that Z bosons are produced with transverse momenta much smaller than their mass. For a perfectly aligned detector, we expect to a very good approximation that the \mathcal{M}^+ and \mathcal{M}^- distributions should agree. However, unlike the dimuon invariant mass, in which charge-dependent curvature biases strongly cancel, the pseudomasses have first-order sensitivity to these biases, thereby allowing these effects to be easily determined. In intervals of η , ϕ , year and magnet polarity, a

simultaneous fit of the positive and negative pseudomass is performed to find the pseudomass asymmetry. This is then directly translated to provide corrections for biases in measurements of the charge-over-momentum, q/p . The difference between the q/p biases found in data and simulation is then applied as a correction to data; this approach eliminates a small bias due to the presence of vector and axial-vector couplings in the physics process. It is shown comprehensively in ref. [32] that this effect is both small, and has minimal dependence on the value of $\sin^2 \theta_{\text{eff}}^\ell$ assumed in the simulation.

3 Corrections to the simulation and background modelling

The simulation is used to model the detection efficiency and backgrounds, and subsequently to correct the data for these contributions. Corrections to the simulation are required to improve the accuracy of this modelling, with systematic uncertainties then associated with these corrections.

Some of the effects contributing to the momentum resolution are underestimated in the simulation; smearing of the momenta in the simulation is therefore required. The approach taken here closely follows that in the LHCb measurement of the W boson mass [33], using selected J/ψ , $\Upsilon(1S)$ and Z -boson events. The information provided by each of these three resonances is complementary, due to the different average momenta of the muons produced. The impact of this smearing on the final result is negligible.

The detection efficiency for the $Z \rightarrow \mu^+ \mu^-$ signal is roughly 85%, with the main contributors to the inefficiency being the trigger, track reconstruction and muon identification. Corrections are applied to the simulation in order to improve the accuracy with which the detection efficiency is modelled. The trigger efficiency is measured in both data and simulation using a combination of $Z \rightarrow \mu^+ \mu^-$ candidates, which provide constraints at high p_T , and $\Upsilon(1S) \rightarrow \mu^+ \mu^-$ candidates, which provide constraints at lower p_T . Candidates are required to have one muon that satisfies the requirements of the trigger; the other muon is therefore not required to trigger the recording of the event. In intervals of the direction of the other muon, the efficiency is estimated by the fraction of these candidates in which both muons satisfy the trigger requirements. Nine and four intervals are simultaneously used in η and ϕ , respectively, and the efficiency estimates are further divided into intervals of p_T . In each angular interval, the p_T dependence of the efficiency in the simulation is modelled with an error function, while the ratio of the efficiency in data to that in simulation is modelled with a linear function. These functions are used to assign a weight to each simulated event, depending on whether one or both muons satisfy the trigger requirement.

The muon identification efficiency is determined in a similar way, using only $Z \rightarrow \mu^+ \mu^-$ candidates. A dedicated sample of $Z \rightarrow \mu^+ \mu^-$ candidates is selected with one muon allowed to fail the muon identification requirements, while the other must match the standard requirement. The fraction of these candidates in which both muons satisfy the requirements provides an estimate of the efficiency. By comparing these estimates for the data and simulation, weights are assigned to the simulated events based on parametric functions of p_T , determined in intervals of η and ϕ .

The track reconstruction efficiency is also determined with a dedicated sample of $Z \rightarrow \mu^+ \mu^-$ candidates in which one muon is reconstructed using only information from

the TT and the muon subdetectors. The fraction of events in which the muon is also found by the standard track-reconstruction algorithms [34] provides an estimate of the efficiency. Corresponding weights are assigned to the simulated events. Unlike the trigger and muon identification, the tracking efficiency corrections have no significant p_T dependence for the high p_T muons studied.

The backgrounds in the $Z \rightarrow \mu^+ \mu^-$ samples are modelled using simulation. The total background fraction, within the kinematic region in which A_{FB} is measured, is only 2×10^{-3} . Most backgrounds have steeply falling mass distributions, and are therefore relatively small in the region $66 < M < 116 \text{ GeV}$. The two largest background contributions arise from $Z \rightarrow \tau^+ \tau^-$ decays and from the decays of heavy-flavour hadrons. Both these contribute to the sample with fractions of around 5×10^{-4} . Contributions from rarer processes are also considered, including weak-boson pair production, top-quark pair production, single-top-quark production, the production of W bosons associated with hadrons misidentified as muons, and events with two hadrons misidentified as muons.

Figure 1 compares the dimuon invariant mass and $\Delta\eta$ distributions of the selected candidates in data to simulation that includes both signal and background contributions. Both distributions are well described by the simulation, and it can be seen that the background level is extremely low.

4 Measurement of the forward-backward asymmetry

The measurement of the forward-backward asymmetry proceeds by measuring the forward and backward yields in ten intervals of $|\Delta\eta|$ and finding A_{FB} following eq. (1.5). Corrections are necessary to account for the presence of background and detector effects such as inefficiencies. Figure 2 shows the numerical effect of these two corrections. The background is modelled as described above, with the background yields directly subtracted from the forward and backward yields. This correction is seen to have a very small effect on the measured A_{FB} values. The correction for detector effects is typically at the $\mathcal{O}(10^{-4})$ level. Systematic effects of a few $\times 10^{-3}$ are seen in some intervals, though these are subject to larger statistical uncertainties due to the finite simulation sample sizes. We discuss the correction for detector effects in more detail below.

4.1 Detector effects

The measured value of A_{FB} in each $|\Delta\eta|$ interval is corrected using a term determined in simulation, $A_{\text{FB}}^{\text{true}} - A_{\text{FB}}^{\text{reco}}$. The value of $A_{\text{FB}}^{\text{true}}$ is defined using truth information and all events in the fiducial acceptance, while $A_{\text{FB}}^{\text{reco}}$ is defined using reconstruction-level information and only the events which pass the analysis selection requirements. This therefore corrects for:

1. events missed due to detection and selection inefficiencies;
2. events missed due to (net) migration across boundaries in p_T , η and dimuon mass, and moving in and out of the acceptance;
3. events reconstructed in the wrong interval of $|\Delta\eta|$.

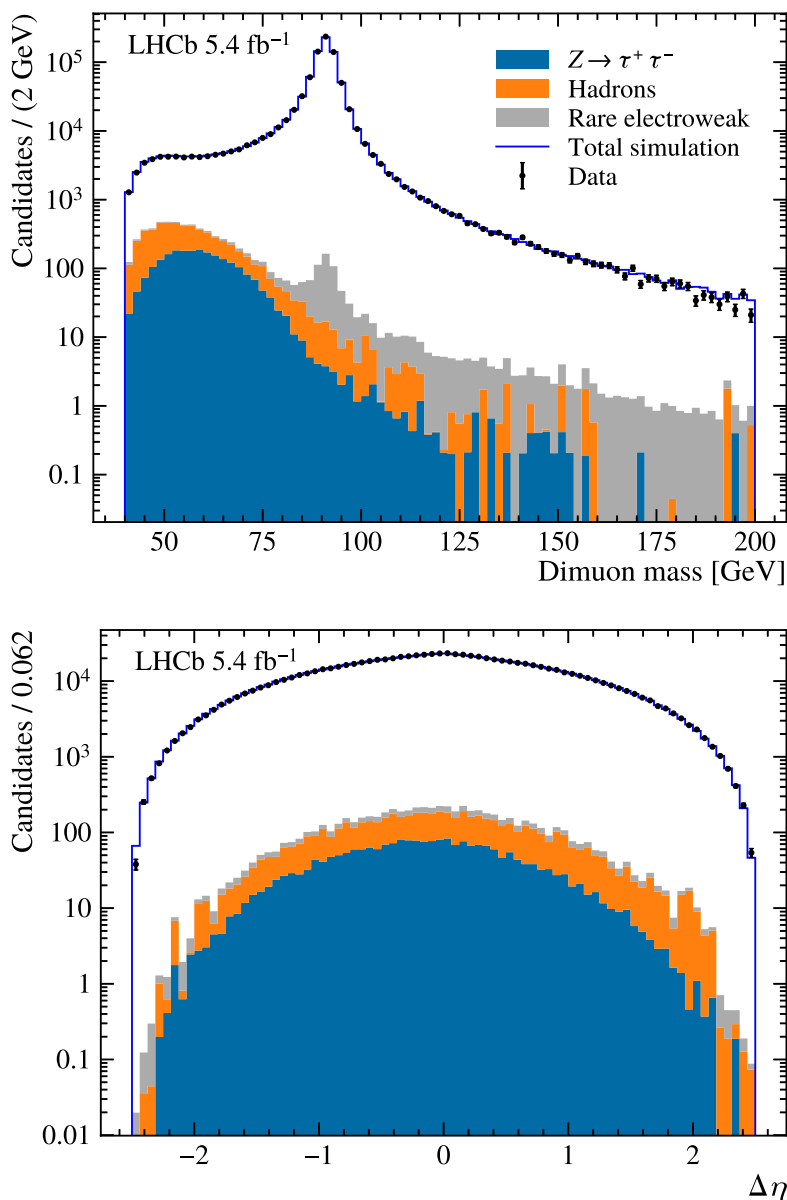


Figure 1. Distributions of (top) dimuon invariant mass and (bottom) $\Delta\eta$ for the selected signal candidates compared to simulation. The dark blue solid line corresponds to the sum of the expected signal and background contributions.

This last effect is negligible since the detector resolution on $|\Delta\eta|$ is excellent. An additional cross-check is performed incorporating this specific effect as a separate correction, which finds a negligible change in the final results. The overall correction could depend on the size of the weak mixing angle assumed in simulation. Both the correction and the final result are stable with respect to large changes in the assumed value of the weak mixing angle.

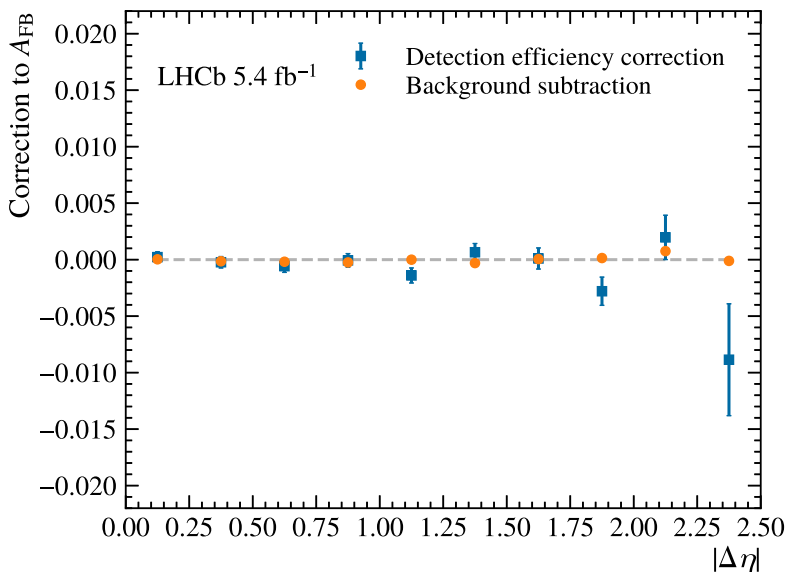


Figure 2. Effects of the detection efficiency correction and background subtraction on the measured A_{FB} in ten intervals of $|\Delta\eta|$, shown in terms of the shift they introduce (ΔA_{FB}). All intervals are defined within the volume $|\Delta\eta| < 2.5$ and $66 < M < 116$ GeV. The error bars on the efficiency correction represent statistical uncertainties only, while the statistical uncertainties on the background subtraction are negligible.

4.2 Systematic uncertainties

Figure 3 shows the sizes of the systematic uncertainties on A_{FB} in the $|\Delta\eta|$ intervals. These uncertainties are defined as follows.

Detection efficiency. The statistical uncertainties on the trigger, muon identification and tracking efficiency corrections are propagated by randomly varying the estimated efficiencies within their uncertainties and then redetermining the parameters of the p_{T} -dependent functions. This is then propagated through the measurement of A_{FB} . For each efficiency factor, the uncertainty is defined by the root mean square of the resulting distribution of A_{FB} values after the random variations. Discrete variations in the efficiency correction method are also considered. Tighter and looser requirements on the dimuon invariant mass and on the muon selection criteria are considered as an additional source of uncertainty in the determination of the muon efficiencies. Since the efficiencies are studied in intervals covering detector regions, the number of intervals is varied. The variation that induces the largest change in A_{FB} is then used to set an uncertainty. In addition, three alternative functional forms for the p_{T} -dependence of the efficiency corrections are also considered in the same way. Each contribution is then combined in quadrature to set an overall detection efficiency uncertainty.

Backgrounds. The cross-section assumed for the heavy-flavour-hadron background is varied up and down by 50% with the resulting shifts in the measured A_{FB} is defined as the associated uncertainty. The contribution from $Z \rightarrow \tau^+\tau^-$ decays occurs at a similar

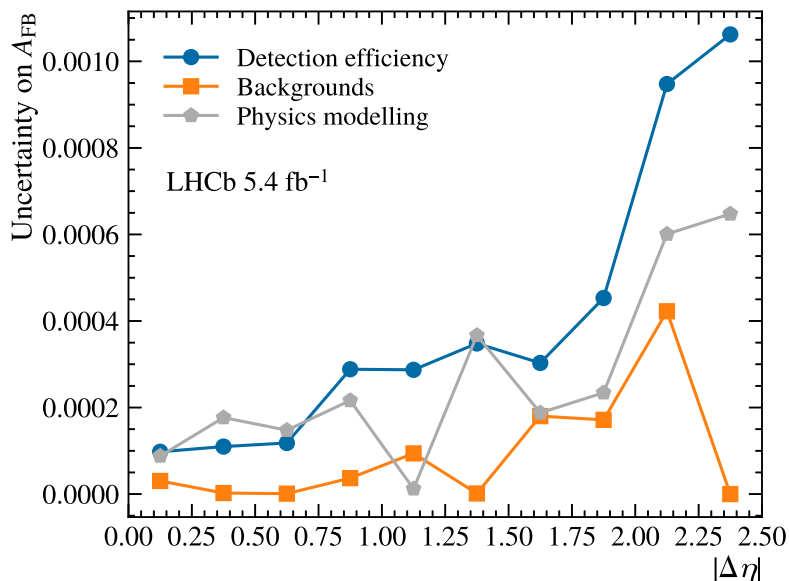


Figure 3. Systematic uncertainties on the A_{FB} measurement in $|\Delta\eta|$ intervals.

rate to the heavy-flavour-hadron background, but is known to far better precision, and consequently the uncertainty associated with this process is negligible. No uncertainty is assigned for other, smaller backgrounds.

Physics modelling. Weights are assigned to the signal events such that the kinematic distributions match the predictions of the DYTURBO program [35], which has a higher formal accuracy than PYTHIA 8. The cross-section is predicted using DYTURBO in intervals of boson p_T , mass and rapidity, with logarithms in p_T/M resummed to next-to-next-to-leading order (NNLO), while the angular coefficients are predicted at NLO in the strong coupling. These weights primarily affect the A_{FB} measurement via changes in the detection efficiency correction. The shift in the A_{FB} measurement sets the uncertainty.

The statistical uncertainties on the pseudomass calibrations and the momentum smearing are propagated through the A_{FB} measurement, but their effect is found to be negligible, which is expected since the measurement only has a single wide interval in mass. The total uncertainty is found by combining the contributions from these different sources in quadrature.

4.3 Results

Table 1 and figure 4 report the measured A_{FB} values in the ten intervals of $|\Delta\eta|$. There are no correlations between the statistical uncertainties. The correlation matrix of the systematic uncertainties is presented in table 2.

Interval number	Interval	A_{FB}
0	$0.00 < \Delta\eta \leq 0.25$	$0.0036 \pm 0.0025 \pm 0.0001$
1	$0.25 < \Delta\eta \leq 0.50$	$0.0204 \pm 0.0027 \pm 0.0002$
2	$0.50 < \Delta\eta \leq 0.75$	$0.0303 \pm 0.0028 \pm 0.0002$
3	$0.75 < \Delta\eta \leq 1.00$	$0.0406 \pm 0.0031 \pm 0.0003$
4	$1.00 < \Delta\eta \leq 1.25$	$0.0466 \pm 0.0034 \pm 0.0002$
5	$1.25 < \Delta\eta \leq 1.50$	$0.0528 \pm 0.0039 \pm 0.0004$
6	$1.50 < \Delta\eta \leq 1.75$	$0.0622 \pm 0.0047 \pm 0.0003$
7	$1.75 < \Delta\eta \leq 2.00$	$0.0545 \pm 0.0060 \pm 0.0004$
8	$2.00 < \Delta\eta \leq 2.25$	$0.0603 \pm 0.0088 \pm 0.0010$
9	$2.25 < \Delta\eta \leq 2.50$	$0.0622 \pm 0.0190 \pm 0.0008$

Table 1. Results of the A_{FB} measurement. The first uncertainty is statistical and the second is systematic.

	0	1	2	3	4	5	6	7	8	9
0	+1.00	-0.57	-0.66	-0.62	-0.16	-0.66	-0.83	-0.90	+0.31	+0.76
1	-0.57	+1.00	+0.92	+0.63	-0.09	+0.91	+0.45	+0.33	-0.68	-0.50
2	-0.66	+0.92	+1.00	+0.44	+0.22	+0.77	+0.41	+0.37	-0.82	-0.40
3	-0.62	+0.63	+0.44	+1.00	-0.62	+0.86	+0.60	+0.59	-0.15	-0.89
4	-0.16	-0.09	+0.22	-0.62	+1.00	-0.33	+0.08	+0.12	-0.18	+0.47
5	-0.66	+0.91	+0.77	+0.86	-0.33	+1.00	+0.63	+0.52	-0.47	-0.74
6	-0.83	+0.45	+0.41	+0.60	+0.08	+0.63	+1.00	+0.93	+0.11	-0.67
7	-0.90	+0.33	+0.37	+0.59	+0.12	+0.52	+0.93	+1.00	+0.07	-0.70
8	+0.31	-0.68	-0.82	-0.15	-0.18	-0.47	+0.11	+0.07	+1.00	+0.13
9	+0.76	-0.50	-0.40	-0.89	+0.47	-0.74	-0.67	-0.70	+0.13	+1.00

Table 2. Correlation coefficients for the experimental systematic uncertainties on the A_{FB} measurement in ten intervals of $|\Delta\eta|$, with the interval numbers indicated as defined in table 1.

5 Determination of the effective leptonic weak mixing angle

In order to determine the value of $\sin^2 \theta_{\text{eff}}^\ell$ that best describes the measured A_{FB} distribution, predictions of A_{FB} are produced using the POWHEG-BOX program [36–38], using different configurations.

The baseline prediction, hereafter referred to as ‘POWHEG-ewnl0’, takes NLO accuracy for both QCD and electroweak interactions [39, 40], using the scheme described in ref. [41], that takes G_μ , m_Z and $\sin^2 \theta_{\text{eff}}^\ell$ as inputs. The events produced are then processed with PHOTOS [42] for modelling of additional QED radiation and with PYTHIA 8 [22] for simulating the rest of the event.

Further predictions are produced to study modelling variations. Events are generated using the configuration described above but with the electroweak interactions simulated at LO accuracy; this is referred to as ‘POWHEG-ewl0’. Predictions are also produced using an alternative calculation of the single-boson process in POWHEG-BOX [43] where QCD interactions are simulated at NLO accuracy and electroweak interactions are simulated at LO

accuracy. For this prediction both additional QED radiation and additional simulation of the rest of the event are performed using PYTHIA 8. This configuration is labelled ‘POWHEG-plain’. These predictions are validated by producing an additional set of theoretical predictions using the G_μ input scheme [41] using both POWHEG-BOX and DYTURBO [35]. The two predicted A_{FB} distributions show excellent agreement.

The baseline description of the proton internal structure in all predictions uses the parton distributions from the central NNPDF3.1 PDF set at NLO [44]. Event weights are then used to recast the POWHEG-plain predictions to alternative parton distributions functions [45]. In this analysis predictions at NLO accuracy using the CT18 [46] and MSHT [47] descriptions of the proton internal structure are also considered and treated equally to those from NNPDF3.1. These three descriptions all use broadly comparable global datasets and do not include the LHCb data studied here in their global fits. Other descriptions of the proton are also considered (NNPDF 4.0 [48], CT18Z [46]).

In addition, events are generated using the POWHEG-plain configuration with variations in the QCD modelling. Events are generated with the factorisation and renormalisation scales varied by a factor of two around their baseline values in line with the seven-point variation approach [49], in order to assess the impact of missing higher-order effects on the theoretical predictions. Events are also generated with two values of the strong coupling α_s , 0.118 (the baseline) and 0.125. While this is a large variation with respect to the uncertainty on the world average value, this shift was observed to best describe the vector-boson p_T distribution in the LHCb measurement of the W -boson mass [33], and is again considered as a variation that mimics the effects of higher-order contributions in the predictions.

In order to determine the values of the weak mixing angle that best describe the data, predictions of A_{FB} are made using events generated with different values of the weak mixing angle. Predictions for A_{FB} at intermediate values are then found by interpolating between the generated base predictions. As a cross-check, the effect of including additional base predictions is also studied.

The analysis proceeds through a χ^2 comparison of the measured A_{FB} distribution to the theoretical predictions with different values of $\sin^2 \theta_{\text{eff}}^\ell$, where the minimum of the χ^2 comparison is used to determine the value of $\sin^2 \theta_{\text{eff}}^\ell$, and the width of the χ^2 parabola is used to determine the uncertainty. Figure 4 shows the measured A_{FB} values compared to the predictions with two different $\sin^2 \theta_{\text{eff}}^\ell$ values and the baseline-fit result. The best fit point has a χ^2 of 8.1 for nine degrees of freedom (ndof), and results in

$$\sin^2 \theta_{\text{eff}}^\ell = 0.23148 \pm 0.00044 \pm 0.00005,$$

where the first uncertainty is statistical and the second results from propagating the systematic uncertainties on the A_{FB} measurement.

Several variations in the fit model are considered. Some of these variations are used to determine shifts to this result, while others set uncertainties or define cross-checks.

The default analysis uses two base templates for the A_{FB} predictions at different values of $\sin^2 \theta_{\text{eff}}^\ell$, with linear interpolation used to find predictions for A_{FB} between these values. However, the impact of using a third base template is studied, applying cubic spline interpolation. A shift to the extracted result corresponding to the difference between these two approaches

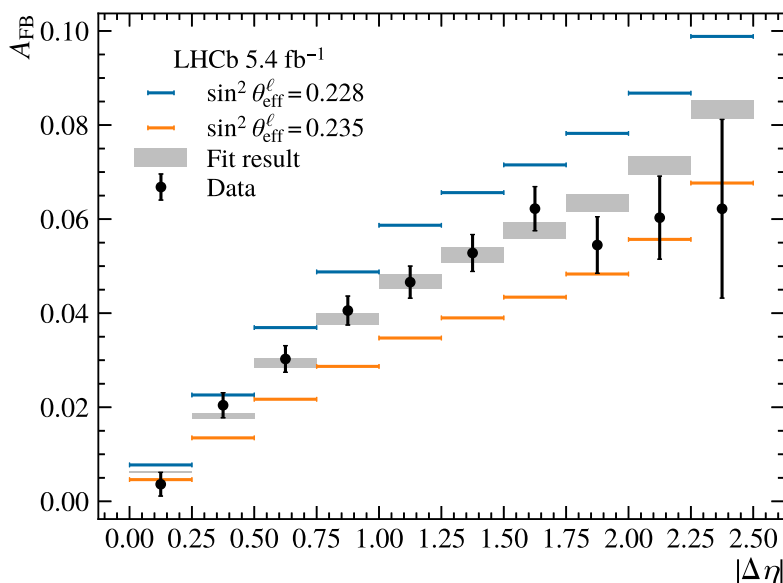


Figure 4. Measured A_{FB} in ten intervals of $|\Delta\eta|$, with the results of the $\sin^2 \theta_{\text{eff}}^\ell$ fit. The grey band shows the fit result and the associated statistical uncertainty.

is applied, so that the final result is based on the cubic approach.³ This provides a shift of $+2.0 \times 10^{-5}$, consistent with the uncertainty associated with the number of generated events used to find the theoretical predictions. The resulting measurement of $\sin^2 \theta_{\text{eff}}^\ell$ is then found to be stable at the 1×10^{-5} level when the number of base templates is further increased to seven, confirming that the use of a small number of templates for the baseline result is reasonable.

An electroweak uncertainty of 7.4×10^{-5} is assigned based on the difference between the result found using the POWHEG-ewnl0 and POWHEG-plain predictions. A cross-check is made using the POWHEG-ewlo predictions, which are found to give results in agreement with POWHEG-plain, as expected.

A QCD uncertainty is assigned based on changing the value of α_s used in the POWHEG-plain predictions to the value best describing the data in the LHCb W -boson mass measurement [33]. Since the change in the final result is smaller than the uncertainty on this shift from the number of generated events, the latter is assigned as the uncertainty on $\sin^2 \theta_{\text{eff}}^\ell$, 5.8×10^{-5} . The number is consistent with an alternative estimate of the QCD uncertainty using predictions generated with the factorisation and renormalisation scales varied using the seven-point-variation method [49].

The CT18, MSHT20 and NNPDF3.1 PDF parameterisations are treated equally. The final result quoted is therefore defined as the arithmetic average of the results from the three parameterisations. The impact of changing the PDF parameterisation is studied using POWHEG-plain events. The PDF uncertainties are determined for each PDF set using the prescription provided by each PDF-fitting group, by weighting the baseline events generated using the central NNPDF3.1 parameterisation. The CT18 uncertainties are divided by a factor

³The application of this shift is equivalent to using three templates to find the central result, but only using two templates to evaluate uncertainties.

PDF set	$\sin^2 \theta_{\text{eff}}^\ell$	PDF uncertainty	Shift	Fit χ^2/ndof
NNPDF31_nlo_as0118	0.23155	0.00023	—	8.4/9
CT18NLO	0.23165	0.00022	+0.00009	8.4/9
MSHT20nlo_as118	0.23137	0.00017	−0.00018	8.2/9
Arithmetic average	—	0.00021	−0.00003	—

Table 3. Fit results, using POWHEG-plain, for the PDF sets averaged in this analysis. The best-fit $\sin^2 \theta_{\text{eff}}^\ell$ values are listed, as are the PDF uncertainties, the shifts in the $\sin^2 \theta_{\text{eff}}^\ell$ values with respect to the first row and the fit χ^2/ndof . The final row shows the shift that would be applied to the baseline result in order to emulate an arithmetic average of the three PDF sets, and the corresponding PDF uncertainty. The numbers presented in this table do not include the shift associated with changing from two base templates to three base templates. The PDF sets are labeled using the appropriate strings that fully define the set [50].

PDF set	$\sin^2 \theta_{\text{eff}}^\ell$	PDF uncertainty	Shift	Fit χ^2/ndof
CT18ZNLO	0.23147	0.00019	−0.00008	8.4/9
NNPDF40_nlo_as_01180	0.23142	0.00022	−0.00014	8.6/9

Table 4. Fit results, using POWHEG-plain, for additional PDF sets not averaged for the final result. All other information given is the same as in table 3. The shift is quoted relative to the NNPDF31_nlo_as0118 PDF set.

1.645 in order to provide 68% coverage. It is found that changing from the baseline NNPDF3.1 result to the arithmetic average results in a shift of -3×10^{-5} . The PDF parameterisations are treated as fully correlated since they consider the same global data, and therefore the individual PDF uncertainties from the three parameterisations are averaged in order to set the overall PDF uncertainty on the measurement. The results from the different PDF sets used to define the central result are reported in table 3. The impact of using other PDF sets is also studied and summarised in table 4.

The studies using a larger number of base templates and averaging the results from the three different PDF parameterisations introduce a net shift of -1×10^{-5} relative to the baseline-fit result. Having applied this shift and included the theoretical uncertainties defined above, the final result is then

$$\sin^2 \theta_{\text{eff}}^\ell = 0.23147 \pm 0.00044 \pm 0.00005 \pm 0.00023,$$

where the first uncertainty is statistical, the second is associated with systematic uncertainties on the A_{FB} measurement, and the third is associated with theoretical uncertainties on the model used to determine the weak mixing angle. Figure 5 compares this result with other measurements and with the Standard Model predictions. The LHCb measurement is in excellent agreement with previous measurements and with indirect determinations of the weak mixing angle from the global electroweak fit. It is also notable that while the theoretical uncertainty on the result is dominated by the PDF uncertainty, this uncertainty is also significantly smaller than the statistical uncertainty on the measurement. Consequently this analysis does not need to make use of profiling techniques to control and reduce the PDF

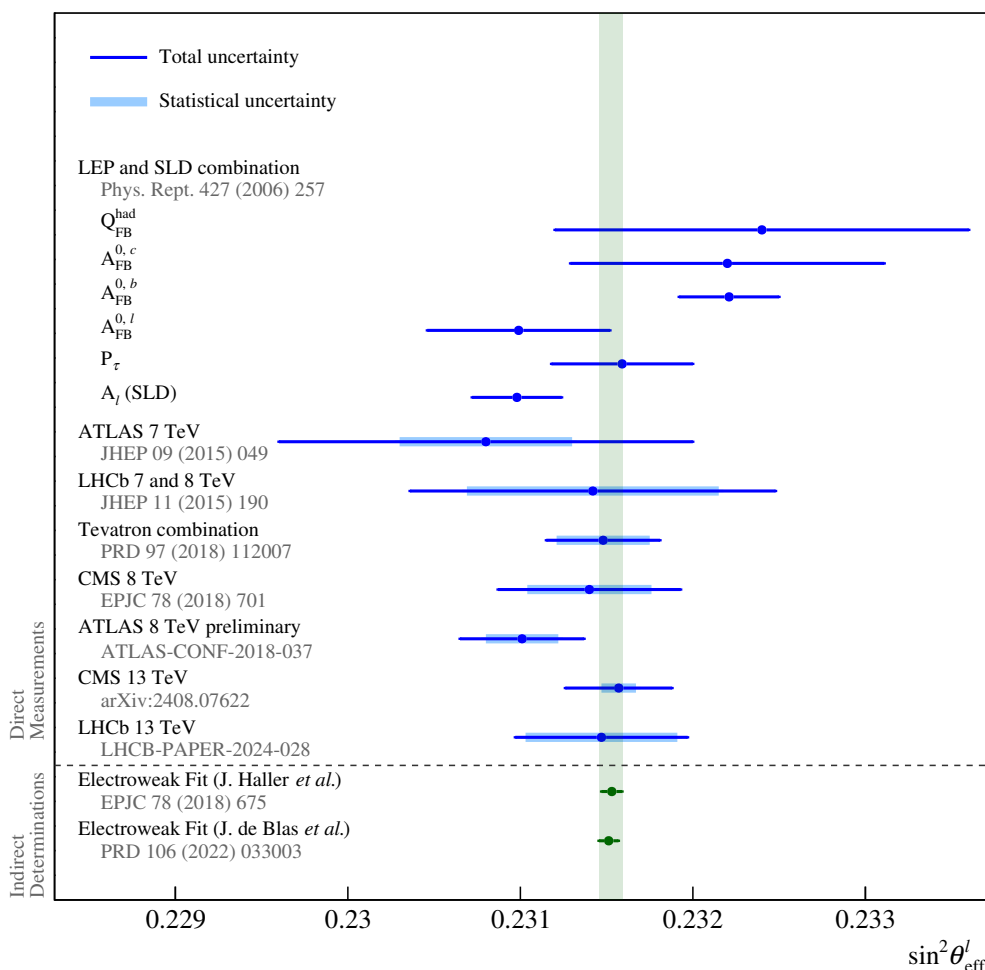


Figure 5. Direct measurements and indirect determinations of $\sin^2 \theta_{\text{eff}}^\ell$. For the measurements from LEP and SLD only the total uncertainty is shown. The indirect determinations shown here include the LEP and SLD measurements as separate inputs while predicting the measurement at hadron colliders.

uncertainty [13, 51]. However, such approaches are expected to be of importance in future measurements, and projections are provided in refs. [13, 14].

6 Cross-checks

Various cross-checks are performed to confirm the robustness of the data analysis. In these checks the baseline fit is performed. No shifts are applied to account for the change from two to three base templates, and no average is taken across the different PDF sets. Except where otherwise specified, results in this section are therefore reported using predictions based on POWHEG-ewnl0 and the NNPDF3.1 PDF parameterisation. In addition, no systematic uncertainties are considered when performing these checks.

Table 5 shows $\sin^2 \theta_{\text{eff}}^\ell$ fit results with the data divided into statistically independent subsets according to the year of data taking, the polarity of the magnet and the orientation of the decay with respect to the magnetic field, which is characterised by the angle ϕ_d .⁴ All three sets of results are self-consistent within their statistical uncertainties.

⁴See, for example, eq. 5 of ref. [32].

Subset	$\sin^2 \theta_{\text{eff}}^\ell$	Fit χ^2/ndof	Pull
2016	0.23014 ± 0.00082	2.0/9	—
2017	0.23155 ± 0.00085	13.4/9	+1.2 σ
2018	0.23242 ± 0.00077	10.5/9	+2.0 σ
Down polarity	0.23087 ± 0.00065	8.2/9	—
Up polarity	0.23211 ± 0.00065	12.1/9	1.4 σ
$0 \leq \phi_d < \frac{\pi}{2}$	0.23136 ± 0.00065	10.1/9	—
$\frac{\pi}{2} \leq \phi_d < \pi$	0.23161 ± 0.00065	6.5/9	+0.3 σ

Table 5. Fit results with different subsets of the data. For each subset, the first line is treated as the reference for the calculation of the pull. Each row has the same number of intervals and a ndof of 9.

Number of intervals	$\sin^2 \theta_{\text{eff}}^\ell$	Shift	Fit χ^2/ndof
1	0.23151 ± 0.00050	—	—
4	0.23167 ± 0.00045	+0.00016	3.1/3
6	0.23145 ± 0.00044	-0.00004	3.2/5
8	0.23146 ± 0.00044	-0.00003	11.7/7
10	0.23148 ± 0.00044	-0.00003	8.1/9

Table 6. Fit results with different numbers of $|\Delta\eta|$ intervals. The first row is the reference for the shift, and the uncertainties are statistical only.

Table 6 presents $\sin^2 \theta_{\text{eff}}^\ell$ fit results with different numbers of intervals in $|\Delta\eta|$, varying between one and ten. Compared to the result with a single interval, a relative improvement in the statistical precision of around 14%, as already discussed, is seen in the result with ten intervals. The χ^2 values are reasonable in all cases, and the shifts in the central values are small, considering the statistical uncertainty on the shift between the result with one interval and those with multiple intervals.

To provide a cross-check using an alternative approach, the analysis is performed with a single $|\Delta\eta|$ interval but with seven intervals in the dimuon invariant mass. Since the mass is measured with a resolution of $\mathcal{O}(1 \text{ GeV})$, the migration is corrected for using iterative Bayesian unfolding [52]. Using the NNPDF3.1 PDF set this leads to a measurement of $\sin^2 \theta_{\text{eff}}^\ell = 0.23130 \pm 0.00050$, with a χ^2/ndof of 14.6/6. The statistical precision of this check is poorer, by 14%, compared to our preferred approach of measuring A_{FB} in intervals of $|\Delta\eta|$. The results remain stable when the number of intervals in the dimuon invariant mass is varied. The study is repeated and recast to additional PDF sets using the POWHEG-plain generator, with results reported in table 7. The MSHT20 and NNPDF4.0 parameterisations of the proton internal structure provide the best fit quality of those considered in this cross-check, though we note that no studies of systematic uncertainties are made for this cross-check, and that such studies could be expected to significantly impact this conclusion.

The following additional checks are also performed:

- In the A_{FB} measurement, weights are assigned to the simulated signal events that shift the assumed $\sin^2 \theta_{\text{eff}}^\ell$ value. A shift corresponding to three times the uncertainty on the

PDF set	$\sin^2 \theta_{\text{eff}}^\ell$	Shift	Fit χ^2/ndof
NNPDF31_nlo_as0118	0.23133	—	13.1/6
CT18NLO	0.23139	0.00006	19.8/6
MSHT20nlo_as118	0.23119	-0.00015	10.8/6
CT18ZNLO	0.23126	-0.00007	17.1/6
NNPDF40_nlo_as_01180	0.23120	-0.00014	9.4/6

Table 7. Fit results with different PDF sets for seven mass intervals. The shift of each result is reported relative to the first row.

current world average causes a change in our measured $\sin^2 \theta_{\text{eff}}^\ell$ value below 2×10^{-5} , which is considered negligible.

- In addition to the results presented in table 5, measurements of A_{FB} are performed with six orthogonal combinations of the year and magnet polarity. The resulting $\sin^2 \theta_{\text{eff}}^\ell$ results are statistically consistent.
- Variations in the $\Upsilon(1S)$ and J/ψ masses, within the uncertainties on their world averages, are propagated through the momentum calibrations; the effect on the measured A_{FB} is negligibly small.
- An alternative functional form is used in the momentum smearing which has a negligible effect on the results quoted.
- The momentum smearing is calibrated solely using Z-boson events. The dimuon invariant mass distribution (as shown in figure 1) exhibits a significantly better agreement between data and simulation with this change, with $\chi^2/\text{ndof} \sim 1$. However, because the analysis is insensitive to modelling of the muon momentum measurements, the measured value of the weak mixing angle shifts by less than 1×10^{-5} when this change is made.
- Shifting the muon energies in the simulation, according to the uncertainties in the material budget of the detector, has a negligible effect on the results.

7 Conclusion

The effective leptonic weak mixing angle, $\sin^2 \theta_{\text{eff}}^\ell$, is precisely predicted in the global electroweak fit. Direct measurements of this predicted quantity are sensitive to physics beyond the Standard Model. A measurement of $\sin^2 \theta_{\text{eff}}^\ell$ is reported, based on pp collision data at $\sqrt{s} = 13$ TeV, recorded between 2016 and 2018 by the LHCb experiment and corresponding to an integrated luminosity of 5.4 fb^{-1} . The forward-backward asymmetry A_{FB} in the $pp \rightarrow Z/\gamma^* \rightarrow \mu^+\mu^-$ process is measured in ten intervals of the difference of the muon pseudorapidities, within a fiducial region covering dimuon masses between 66 and 116 GeV, muon pseudorapidities between 2.0 and 4.5 and muon transverse momenta above 20 GeV. Comparing these forward-backward asymmetries with predictions at next-to-leading-order in the strong and electroweak couplings results in a determination of the effective leptonic

weak mixing angle

$$\sin^2 \theta_{\text{eff}}^{\ell} = 0.23147 \pm 0.00044 \pm 0.00005 \pm 0.00023,$$

where the first uncertainty is statistical, the second is due to systematic uncertainties on the A_{FB} measurement, and the third is due to theoretical uncertainties associated with the model used to determine the weak mixing angle. This result is based on an arithmetic average of results obtained using the CT18, MSHT20, and NNPDF3.1 parameterisations of the proton internal structure. The result is consistent with other direct measurements and with predictions from the global electroweak fit, and improves on the precision of the previous LHCb determination by more than a factor two.

Acknowledgments

We express our gratitude to our colleagues in the CERN accelerator departments for the excellent performance of the LHC. We thank the technical and administrative staff at the LHCb institutes. We acknowledge support from CERN and from the national agencies: CAPES, CNPq, FAPERJ and FINEP (Brazil); MOST and NSFC (China); CNRS/IN2P3 (France); BMBF, DFG and MPG (Germany); INFN (Italy); NWO (Netherlands); MNiSW and NCN (Poland); MCID/IFA (Romania); MICIU and AEI (Spain); SNSF and SER (Switzerland); NASU (Ukraine); STFC (United Kingdom); DOE NP and NSF (U.S.A.). We acknowledge the computing resources that are provided by CERN, IN2P3 (France), KIT and DESY (Germany), INFN (Italy), SURF (Netherlands), PIC (Spain), GridPP (United Kingdom), CSCS (Switzerland), IFIN-HH (Romania), CBPF (Brazil), and Polish WLCG (Poland). We are indebted to the communities behind the multiple open-source software packages on which we depend. Individual groups or members have received support from ARC and ARDC (Australia); Key Research Program of Frontier Sciences of CAS, CAS PIFI, CAS CCEPP, Fundamental Research Funds for the Central Universities, and Sci. & Tech. Program of Guangzhou (China); Minciencias (Colombia); EPLANET, Marie Skłodowska-Curie Actions, ERC and NextGenerationEU (European Union); A*MIDEX, ANR, IPhU and Labex P2IO, and Région Auvergne-Rhône-Alpes (France); AvH Foundation (Germany); ICSC (Italy); Severo Ochoa and María de Maeztu Units of Excellence, GVA, XuntaGal, GENCAT, InTalent-Inditex and Prog. Atracción Talento CM (Spain); SRC (Sweden); the Leverhulme Trust, the Royal Society and UKRI (United Kingdom).

Note added. All LHCb scientific output is published in journals, with preliminary results made available in Conference Reports. All are Open Access, without restriction on use beyond the standard conditions agreed by CERN.

Data Availability Statement. This article has associated data in a data repository. Data associated to the plots in this publication as well as in supplementary materials are made available on the CERN document server at <https://cds.cern.ch/record/2912383>.

Code Availability Statement. This article has no associated code or the code will not be deposited.

Open Access. This article is distributed under the terms of the Creative Commons Attribution License ([CC-BY4.0](https://creativecommons.org/licenses/by/4.0/)), which permits any use, distribution and reproduction in any medium, provided the original author(s) and source are credited.

References

- [1] ALEPH et al. collaborations, *Precision electroweak measurements on the Z resonance*, *Phys. Rept.* **427** (2006) 257 [[hep-ex/0509008](https://arxiv.org/abs/hep-ex/0509008)] [[INSPIRE](#)].
- [2] J. Haller et al., *Update of the global electroweak fit and constraints on two-Higgs-doublet models*, *Eur. Phys. J. C* **78** (2018) 675 [[arXiv:1803.01853](https://arxiv.org/abs/1803.01853)] [[INSPIRE](#)].
- [3] J. de Blas et al., *Global analysis of electroweak data in the Standard Model*, *Phys. Rev. D* **106** (2022) 033003 [[arXiv:2112.07274](https://arxiv.org/abs/2112.07274)] [[INSPIRE](#)].
- [4] SLD collaboration, *An improved direct measurement of leptonic coupling asymmetries with polarized Z bosons*, *Phys. Rev. Lett.* **86** (2001) 1162 [[hep-ex/0010015](https://arxiv.org/abs/hep-ex/0010015)] [[INSPIRE](#)].
- [5] ATLAS collaboration, *Measurement of the effective leptonic weak mixing angle using electron and muon pairs from Z-boson decay in the ATLAS experiment at $\sqrt{s} = 8$ TeV*, *ATLAS-CONF-2018-037*, CERN, Geneva (2018).
- [6] CMS collaboration, *Measurement of the Drell-Yan forward-backward asymmetry and of the effective leptonic weak mixing angle in proton-proton collisions at $\sqrt{s} = 13$ TeV*, [arXiv:2408.07622](https://arxiv.org/abs/2408.07622) [[INSPIRE](#)].
- [7] LHCb collaboration, *Measurement of the forward-backward asymmetry in $Z/\gamma^* \rightarrow \mu^+\mu^-$ decays and determination of the effective weak mixing angle*, *JHEP* **11** (2015) 190 LHCb-PAPER-2015-039 CERN-PH-EP-2015-250 [[arXiv:1509.07645](https://arxiv.org/abs/1509.07645)] [[INSPIRE](#)].
- [8] CDF and D0 collaborations, *Tevatron Run II combination of the effective leptonic electroweak mixing angle*, *Phys. Rev. D* **97** (2018) 112007 [[arXiv:1801.06283](https://arxiv.org/abs/1801.06283)] [[INSPIRE](#)].
- [9] J.C. Collins and D.E. Soper, *Angular Distribution of Dileptons in High-Energy Hadron Collisions*, *Phys. Rev. D* **16** (1977) 2219 [[INSPIRE](#)].
- [10] J.G. Korner and E. Mirkes, *Polarization density matrix of high q_T gauge bosons in high-energy proton-antiproton collisions*, *Nucl. Phys. B Proc. Suppl.* **23** (1991) 9 [[INSPIRE](#)].
- [11] A. Bodek, *A simple event weighting technique for optimizing the measurement of the forward-backward asymmetry of Drell-Yan dilepton pairs at hadron colliders*, *Eur. Phys. J. C* **67** (2010) 321 [[arXiv:0911.2850](https://arxiv.org/abs/0911.2850)] [[INSPIRE](#)].
- [12] A. Banfi et al., *Optimisation of variables for studying dilepton transverse momentum distributions at hadron colliders*, *Eur. Phys. J. C* **71** (2011) 1600 [[arXiv:1009.1580](https://arxiv.org/abs/1009.1580)] [[INSPIRE](#)].
- [13] P. Azzi et al., *Report from Working Group 1: Standard Model Physics at the HL-LHC and HE-LHC*, *CERN Yellow Rep. Monogr.* **7** (2019) 1 [[arXiv:1902.04070](https://arxiv.org/abs/1902.04070)] [[INSPIRE](#)].
- [14] W.J. Barter, *Prospects for measurement of the weak mixing angle at LHCb*, LHCb-PUB-2018-013 (2018) [[INSPIRE](#)].
- [15] LHCb collaboration, *The LHCb Detector at the LHC, 2008* *JINST* **3** S08005 [[INSPIRE](#)].
- [16] LHCb collaboration, *LHCb Detector Performance*, *Int. J. Mod. Phys. A* **30** (2015) 1530022 LHCb-DP-2014-002 CERN-PH-EP-2014-290 [[arXiv:1412.6352](https://arxiv.org/abs/1412.6352)] [[INSPIRE](#)].
- [17] R. Aaij et al., *Performance of the LHCb Vertex Locator, 2014* *JINST* **9** P09007 [[arXiv:1405.7808](https://arxiv.org/abs/1405.7808)] [[INSPIRE](#)].

- [18] LHCb OUTER TRACKER GROUP collaboration, *Improved performance of the LHCb Outer Tracker in LHC Run 2*, 2017 *JINST* **12** P11016 LHCb-DP-2017-001 [[arXiv:1708.00819](#)] [[INSPIRE](#)].
- [19] LHCb RICH GROUP collaboration, *Performance of the LHCb RICH detector at the LHC*, *Eur. Phys. J. C* **73** (2013) 2431 LHCb-DP-2012-003 [[arXiv:1211.6759](#)] [[INSPIRE](#)].
- [20] A.A. Alves Jr. et al., *Performance of the LHCb muon system*, 2013 *JINST* **8** P02022 LHCb-DP-2012-002 [[arXiv:1211.1346](#)] [[INSPIRE](#)].
- [21] LHCb collaboration, *Design and performance of the LHCb trigger and full real-time reconstruction in Run 2 of the LHC*, 2019 *JINST* **14** P04013 [[arXiv:1812.10790](#)] [[INSPIRE](#)].
- [22] T. Sjostrand, S. Mrenna and P.Z. Skands, *A brief introduction to PYTHIA 8.1*, *Comput. Phys. Commun.* **178** (2008) 852 [[arXiv:0710.3820](#)] [[INSPIRE](#)].
- [23] T. Sjostrand, S. Mrenna and P.Z. Skands, *PYTHIA 6.4 physics and manual*, *JHEP* **05** (2006) 026 [[hep-ph/0603175](#)] [[INSPIRE](#)].
- [24] LHCb collaboration, *Handling of the generation of primary events in Gauss, the LHCb simulation framework*, *J. Phys. Conf. Ser.* **331** (2011) 032047 [[INSPIRE](#)].
- [25] D.J. Lange, *The EvtGen particle decay simulation package*, *Nucl. Instrum. Meth. A* **462** (2001) 152 [[INSPIRE](#)].
- [26] N. Davidson, T. Przedzinski and Z. Was, *PHOTOS interface in C++: Technical and physics documentation*, *Comput. Phys. Commun.* **199** (2016) 86 [[arXiv:1011.0937](#)] [[INSPIRE](#)].
- [27] J. Allison et al., *Geant4 developments and applications*, *IEEE Trans. Nucl. Sci.* **53** (2006) 270 [[INSPIRE](#)].
- [28] GEANT4 collaboration, *Geant4: A simulation toolkit*, *Nucl. Instrum. Meth. A* **506** (2003) 250 [[INSPIRE](#)].
- [29] LHCb collaboration, *The LHCb simulation application, Gauss: Design, evolution and experience*, *J. Phys. Conf. Ser.* **331** (2011) 032023 [[INSPIRE](#)].
- [30] LHCb collaboration, *Momentum scale calibration of the LHCb spectrometer*, 2024 *JINST* **19** P02008 LHCb-DP-2023-003 CERN-EP-2023-275 [[arXiv:2312.01772](#)] [[INSPIRE](#)].
- [31] W. Barter, M. Pili and M. Vesterinen, *A simple method to determine charge-dependent curvature biases in track reconstruction in hadron collider experiments*, *Eur. Phys. J. C* **81** (2021) 251 [[arXiv:2101.05675](#)] [[INSPIRE](#)].
- [32] LHCb collaboration, *Curvature-bias corrections using a pseudomass method*, 2024 *JINST* **19** P03010 LHCb-DP-2023-001 CERN-EP-2023-246 [[arXiv:2311.04670](#)] [[INSPIRE](#)].
- [33] LHCb collaboration, *Measurement of the W boson mass*, *JHEP* **01** (2022) 036 LHCb-PAPER-2021-024 CERN-EP-2021-170 [[arXiv:2109.01113](#)] [[INSPIRE](#)].
- [34] LHCb collaboration, *Measurement of the track reconstruction efficiency at LHCb*, 2015 *JINST* **10** P02007 CERN-LHCb-DP-2013-002 [[arXiv:1408.1251](#)] [[INSPIRE](#)].
- [35] S. Camarda et al., *DYTurbo: Fast predictions for Drell-Yan processes*, *Eur. Phys. J. C* **80** (2020) 251 [*Erratum ibid.* **80** (2020) 440] [[arXiv:1910.07049](#)] [[INSPIRE](#)].
- [36] P. Nason, *A new method for combining NLO QCD with shower Monte Carlo algorithms*, *JHEP* **11** (2004) 040 [[hep-ph/0409146](#)] [[INSPIRE](#)].
- [37] S. Frixione, P. Nason and C. Oleari, *Matching NLO QCD computations with Parton Shower simulations: the POWHEG method*, *JHEP* **11** (2007) 070 [[arXiv:0709.2092](#)] [[INSPIRE](#)].

- [38] S. Alioli, P. Nason, C. Oleari and E. Re, *A general framework for implementing NLO calculations in shower Monte Carlo programs: the POWHEG BOX*, *JHEP* **06** (2010) 043 [[arXiv:1002.2581](#)] [[INSPIRE](#)].
- [39] L. Barze et al., *Neutral current Drell-Yan with combined QCD and electroweak corrections in the POWHEG BOX*, *Eur. Phys. J. C* **73** (2013) 2474 [[arXiv:1302.4606](#)] [[INSPIRE](#)].
- [40] M. Chiesa, C.L. Del Pio and F. Piccinini, *On electroweak corrections to neutral current Drell-Yan with the POWHEG BOX*, *Eur. Phys. J. C* **84** (2024) 539 [[arXiv:2402.14659](#)] [[INSPIRE](#)].
- [41] M. Chiesa, F. Piccinini and A. Vicini, *Direct determination of $\sin^2 \theta_{eff}^{\ell}$ at hadron colliders*, *Phys. Rev. D* **100** (2019) 071302 [[arXiv:1906.11569](#)] [[INSPIRE](#)].
- [42] E. Barberio, B. van Eijk and Z. Was, *PHOTOS: A Universal Monte Carlo for QED radiative corrections in decays*, *Comput. Phys. Commun.* **66** (1991) 115 [[INSPIRE](#)].
- [43] S. Alioli, P. Nason, C. Oleari and E. Re, *NLO vector-boson production matched with shower in POWHEG*, *JHEP* **07** (2008) 060 [[arXiv:0805.4802](#)] [[INSPIRE](#)].
- [44] NNPDF collaboration, *Parton distributions from high-precision collider data*, *Eur. Phys. J. C* **77** (2017) 663 [[arXiv:1706.00428](#)] [[INSPIRE](#)].
- [45] A. Buckley et al., *LHAPDF6: parton density access in the LHC precision era*, *Eur. Phys. J. C* **75** (2015) 132 [[arXiv:1412.7420](#)] [[INSPIRE](#)].
- [46] T.-J. Hou et al., *New CTEQ global analysis of quantum chromodynamics with high-precision data from the LHC*, *Phys. Rev. D* **103** (2021) 014013 [[arXiv:1912.10053](#)] [[INSPIRE](#)].
- [47] S. Bailey et al., *Parton distributions from LHC, HERA, Tevatron and fixed target data: MSHT20 PDFs*, *Eur. Phys. J. C* **81** (2021) 341 [[arXiv:2012.04684](#)] [[INSPIRE](#)].
- [48] NNPDF collaboration, *The path to proton structure at 1% accuracy*, *Eur. Phys. J. C* **82** (2022) 428 [[arXiv:2109.02653](#)] [[INSPIRE](#)].
- [49] K. Hamilton, P. Nason, E. Re and G. Zanderighi, *NNLOPS simulation of Higgs boson production*, *JHEP* **10** (2013) 222 [[arXiv:1309.0017](#)] [[INSPIRE](#)].
- [50] A. Buckley et al., *LHAPDF6: parton density access in the LHC precision era*, *Eur. Phys. J. C* **75** (2015) 132 [[arXiv:1412.7420](#)] [[INSPIRE](#)].
- [51] A. Bodek, J. Han, A. Khukhunaishvili and W. Sakumoto, *Using Drell-Yan forward-backward asymmetry to reduce PDF uncertainties in the measurement of electroweak parameters*, *Eur. Phys. J. C* **76** (2016) 115 [[arXiv:1507.02470](#)] [[INSPIRE](#)].
- [52] G. D'Agostini, *Improved iterative Bayesian unfolding*, in the proceedings of the *Alliance Workshop on Unfolding and Data Correction*, Hamburg, Germany, May 27–28 (2010) [[arXiv:1010.0632](#)] [[INSPIRE](#)].

The LHCb collaboration

R. Aaij³⁷, A.S.W. Abdelmotteleb⁵⁶, C. Abellan Beteta⁵⁰, F. Abudinén⁵⁶, T. Ackernley⁶⁰, A.A. Adefisoye⁶⁸, B. Adeva⁴⁶, M. Adinolfi⁵⁴, P. Adlarson⁸¹, C. Agapopoulou¹⁴, C.A. Aidala⁸², Z. Ajaltouni¹¹, S. Akar⁶⁵, K. Akiba³⁷, P. Albicocco²⁷, J. Albrecht¹⁹, F. Alessio⁴⁸, M. Alexander⁵⁹, Z. Aliouche⁶², P. Alvarez Cartelle⁵⁵, R. Amalric¹⁶, S. Amato³, J.L. Amey⁵⁴, Y. Amhis^{14,48}, L. An⁶, L. Anderlini²⁶, M. Andersson⁵⁰, A. Andreianov⁴³, P. Andreola⁵⁰, M. Andreotti²⁵, D. Andreou⁶⁸, A. Anelli^{30,n}, D. Ao⁷, F. Archilli^{36,t}, M. Argenton²⁵, S. Arguedas Cuendis^{9,48}, A. Artamonov⁴³, M. Artuso⁶⁸, E. Aslanides¹³, R. Ataíde Da Silva⁴⁹, M. Atzeni⁶⁴, B. Audurier¹², D. Bacher⁶³, I. Bachiller Perea¹⁰, S. Bachmann²¹, M. Bachmayer⁴⁹, J.J. Back⁵⁶, P. Baladron Rodriguez⁴⁶, V. Balagura¹⁵, W. Baldini²⁵, L. Balzani¹⁹, H. Bao⁷, J. Baptista de Souza Leite⁶⁰, C. Barbero Pretel^{46,12}, M. Barbeti²⁶, I.R. Barbosa⁶⁹, R.J. Barlow⁶², M. Barnyakov²⁴, S. Barsuk¹⁴, W. Barter⁵⁸, M. Bartolini⁵⁵, J. Bartz⁶⁸, J.M. Basels¹⁷, S. Bashir³⁹, G. Bassi^{34,q}, B. Batsukh⁵, P.B. Battista¹⁴, A. Bay⁴⁹, A. Beck⁵⁶, M. Becker¹⁹, F. Bedeschi³⁴, I.B. Bediaga², N.A. Behling¹⁹, S. Belin⁴⁶, V. Bellee⁵⁰, K. Belous⁴³, I. Belov²⁸, I. Belyaev³⁵, G. Benane¹³, G. Bencivenni²⁷, E. Ben-Haim¹⁶, A. Berezhnoy⁴³, R. Bernet⁵⁰, S. Bernet Andres⁴⁴, A. Bertolin³², C. Betancourt⁵⁰, F. Betti⁵⁸, J. Bex⁵⁵, I.a. Bezshyiko⁵⁰, J. Bhom⁴⁰, M.S. Bieker¹⁹, N.V. Biesuz²⁵, P. Billoir¹⁶, A. Biolchini³⁷, M. Birch⁶¹, F.C.R. Bishop¹⁰, A. Bitadze⁶², A. Bizzeti¹⁶, T. Blake⁵⁶, F. Blanc⁴⁹, J.E. Blank¹⁹, S. Blusk⁶⁸, V. Bocharnikov⁴³, J.A. Boelhauve¹⁹, O. Boente Garcia¹⁵, T. Boettcher⁶⁵, A. Bohare⁵⁸, A. Boldyrev⁴³, C.S. Bolognani⁷⁸, R. Bolzonella^{25,k}, N. Bondar⁴³, A. Bordelius⁴⁸, F. Borgato^{32,o}, S. Borghi⁶², M. Borsato^{30,n}, J.T. Borsuk⁴⁰, S.A. Bouchiba⁴⁹, M. Bovill⁶³, T.J.V. Bowcock⁶⁰, A. Boyer⁴⁸, C. Bozzi²⁵, A. Brea Rodriguez⁴⁹, N. Breer¹⁹, J. Brodzicka⁴⁰, A. Brossa Gonzalo^{46,56,45,†}, J. Brown⁶⁰, D. Brundu³¹, E. Buchanan⁵⁸, A. Buonauro⁵⁰, L. Buonincontri^{32,o}, A.T. Burke⁶², C. Burr⁴⁸, J.S. Butter⁵⁵, J. Buytaert⁴⁸, W. Byczynski⁴⁸, S. Cadeddu³¹, H. Cai⁷³, A.C. Caillet¹⁶, R. Calabrese^{25,k}, S. Calderon Ramirez⁹, L. Calefice⁴⁵, S. Cali²⁷, M. Calvi^{30,n}, M. Calvo Gomez⁴⁴, P. Camargo Magalhaes^{2,x}, J.I. Cambon Bouzas⁴⁶, P. Campana²⁷, D.H. Campora Perez⁷⁸, A.F. Campoverde Quezada⁷, S. Capelli³⁰, L. Capriotti²⁵, R. Caravaca-Mora⁹, A. Carbone^{24,i}, L. Carcedo Salgado⁴⁶, R. Cardinale^{28,l}, A. Cardini³¹, P. Carniti^{30,n}, L. Carus²¹, A. Casais Vidal⁶⁴, R. Caspary²¹, G. Casse⁶⁰, J. Castro Godinez⁹, M. Cattaneo⁴⁸, G. Cavallero^{25,48}, V. Cavallini^{25,k}, S. Celani²¹, D. Cervenkov⁶³, S. Cesare^{29,m}, A.J. Chadwick⁶⁰, I. Chahrouh⁸², M. Charles¹⁶, Ph. Charpentier⁴⁸, E. Chatzianagnostou³⁷, M. Chefdeville¹⁰, C. Chen¹³, S. Chen⁵, Z. Chen⁷, A. Chernov⁴⁰, S. Chernyshenko⁵², X. Chiotopoulos⁷⁸, V. Chobanova⁸⁰, S. Cholak⁴⁹, M. Chrzaszcz⁴⁰, A. Chubykin⁴³, V. Chulikov⁴³, P. Ciambriano²⁷, X. Cid Vidal⁴⁶, G. Ciezarek⁴⁸, P. Cifra⁴⁸, P.E.L. Clarke⁵⁸, M. Clemencic⁴⁸, H.V. Cliff⁵⁵, J. Closier⁴⁸, C. Cocha Toapaxi²¹, V. Coco⁴⁸, J. Cogan¹³, E. Cogneras¹¹, L. Cojocariu⁴², P. Collins⁴⁸, T. Colombo⁴⁸, M.C. Colonna¹⁹, A. Comerma-Montells⁴⁵, L. Congedo²³, A. Contu³¹, N. Cooke⁵⁹, I. Corredoira⁴⁶, A. Correia¹⁶, G. Corti⁴⁸, J.J. Cottee Meldrum⁵⁴, B. Couturier⁴⁸, D.C. Craik⁵⁰, M. Cruz Torres^{2,f}, E. Curras Rivera⁴⁹, R. Currie⁵⁸, C.L. Da Silva⁶⁷, S. Dadabaev⁴³, L. Dai⁷⁰, X. Dai⁶, E. Dall’Occo¹⁹, J. Dalseno⁴⁶,

C. D'Ambrosio [ID](#)⁴⁸, J. Daniel [ID](#)¹¹, A. Danilina [ID](#)⁴³, P. d'Argent [ID](#)²³, A. Davidson [ID](#)⁵⁶,
 J.E. Davies [ID](#)⁶², A. Davis [ID](#)⁶², O. De Aguiar Francisco [ID](#)⁶², C. De Angelis [ID](#)^{31,j}, F. De Benedetti [ID](#)⁴⁸,
 J. de Boer [ID](#)³⁷, K. De Bruyn [ID](#)⁷⁷, S. De Capua [ID](#)⁶², M. De Cian [ID](#)^{21,48},
 U. De Freitas Carneiro Da Graca [ID](#)^{2,a}, E. De Lucia [ID](#)²⁷, J.M. De Miranda [ID](#)², L. De Paula [ID](#)³,
 M. De Serio [ID](#)^{23,g}, P. De Simone [ID](#)²⁷, F. De Vellis [ID](#)¹⁹, J.A. de Vries [ID](#)⁷⁸, F. Debernardis [ID](#)²³,
 D. Decamp [ID](#)¹⁰, V. Dedu [ID](#)¹³, S. Dekkers [ID](#)¹, L. Del Buono [ID](#)¹⁶, B. Delaney [ID](#)⁶⁴,
 H.-P. Dembinski [ID](#)¹⁹, J. Deng [ID](#)⁸, V. Denysenko [ID](#)⁵⁰, O. Deschamps [ID](#)¹¹, F. Dettori [ID](#)^{31,j}, B. Dey [ID](#)⁷⁶,
 P. Di Nezza [ID](#)²⁷, I. Diachkov [ID](#)⁴³, S. Didenko [ID](#)⁴³, S. Ding [ID](#)⁶⁸, L. Dittmann [ID](#)²¹, V. Dobishuk [ID](#)⁵²,
 A.D. Docheva [ID](#)⁵⁹, C. Dong [ID](#)^{4,b}, A.M. Donohoe [ID](#)²², F. Dordei [ID](#)³¹, A.C. dos Reis [ID](#)²,
 A.D. Dowling [ID](#)⁶⁸, W. Duan [ID](#)⁷¹, P. Duda [ID](#)⁷⁹, M.W. Dudek [ID](#)⁴⁰, L. Dufour [ID](#)⁴⁸, V. Duk [ID](#)³³,
 P. Durante [ID](#)⁴⁸, M.M. Duras [ID](#)⁷⁹, J.M. Durham [ID](#)⁶⁷, O.D. Durmus [ID](#)⁷⁶, A. Dziurda [ID](#)⁴⁰,
 A. Dzyuba [ID](#)⁴³, S. Easo [ID](#)⁵⁷, E. Eckstein [ID](#)¹⁸, U. Egede [ID](#)¹, A. Egorychev [ID](#)⁴³, V. Egorychev [ID](#)⁴³,
 S. Eisenhardt [ID](#)⁵⁸, E. Ejopu [ID](#)⁶², L. Eklund [ID](#)⁸¹, M. Elashri [ID](#)⁶⁵, J. Ellbracht [ID](#)¹⁹, S. Ely [ID](#)⁶¹,
 A. Ene [ID](#)⁴², E. Epple [ID](#)⁶⁵, J. Eschle [ID](#)⁶⁸, S. Esen [ID](#)²¹, T. Evans [ID](#)⁶², F. Fabiano [ID](#)^{31,j}, L.N. Falcao [ID](#)²,
 Y. Fan [ID](#)⁷, B. Fang [ID](#)⁷³, L. Fantini [ID](#)^{33,p,48}, M. Faria [ID](#)⁴⁹, K. Farmer [ID](#)⁵⁸, S. Farry [ID](#)⁶⁰,
 D. Fazzini [ID](#)^{30,n}, L. Felkowski [ID](#)⁷⁹, M. Feng [ID](#)^{5,7}, M. Feo [ID](#)^{19,48}, A. Fernandez Casani [ID](#)⁴⁷,
 M. Fernandez Gomez [ID](#)⁴⁶, A.D. Fernez [ID](#)⁶⁶, F. Ferrari [ID](#)²⁴, F. Ferreira Rodrigues [ID](#)³, M. Ferrillo [ID](#)⁵⁰,
 M. Ferro-Luzzi [ID](#)⁴⁸, S. Filippov [ID](#)⁴³, R.A. Fini [ID](#)²³, M. Fiorini [ID](#)^{25,k}, M. Firlej [ID](#)³⁹, K.L. Fischer [ID](#)⁶³,
 D.S. Fitzgerald [ID](#)⁸², C. Fitzpatrick [ID](#)⁶², T. Fiutowski [ID](#)³⁹, F. Fleuret [ID](#)¹⁵, M. Fontana [ID](#)²⁴,
 L.F. Foreman [ID](#)⁶², R. Forty [ID](#)⁴⁸, D. Foulds-Holt [ID](#)⁵⁵, V. Franco Lima [ID](#)³, M. Franco Sevilla [ID](#)⁶⁶,
 M. Frank [ID](#)⁴⁸, E. Franzoso [ID](#)^{25,k}, G. Frau [ID](#)⁶², C. Frei [ID](#)⁴⁸, D.A. Friday [ID](#)⁶², J. Fu [ID](#)⁷,
 Q. Fuehring [ID](#)^{19,55}, Y. Fujii [ID](#)¹, T. Fulghesu [ID](#)¹⁶, E. Gabriel [ID](#)³⁷, G. Galati [ID](#)²³, M.D. Galati [ID](#)³⁷,
 A. Gallas Torreira [ID](#)⁴⁶, D. Galli [ID](#)^{24,i}, S. Gambetta [ID](#)⁵⁸, M. Gandelman [ID](#)³, P. Gandini [ID](#)²⁹,
 B. Ganie [ID](#)⁶², H. Gao [ID](#)⁷, R. Gao [ID](#)⁶³, T.Q. Gao [ID](#)⁵⁵, Y. Gao [ID](#)⁸, Y. Gao [ID](#)⁶, Y. Gao [ID](#)⁸,
 M. Garau [ID](#)^{31,j}, L.M. Garcia Martin [ID](#)⁴⁹, P. Garcia Moreno [ID](#)⁴⁵, J. García Pardiñas [ID](#)⁴⁸,
 K.G. Garg [ID](#)⁸, L. Garrido [ID](#)⁴⁵, C. Gaspar [ID](#)⁴⁸, R.E. Geertsema [ID](#)³⁷, L.L. Gerken [ID](#)¹⁹,
 E. Gersabeck [ID](#)⁶², M. Gersabeck [ID](#)⁶², T. Gershon [ID](#)⁵⁶, S.G. Ghizzo [ID](#)^{28,l}, Z. Ghorbanimoghaddam [ID](#)⁵⁴,
 L. Giambastiani [ID](#)^{32,o}, F.I. Giasemis [ID](#)^{16,e}, V. Gibson [ID](#)⁵⁵, H.K. Gienza [ID](#)⁴¹, A.L. Gilman [ID](#)⁶³,
 M. Giovannetti [ID](#)²⁷, A. Gioventù [ID](#)⁴⁵, L. Girardey [ID](#)⁶², P. Gironella Gironell [ID](#)⁴⁵, C. Giugliano [ID](#)^{25,k},
 M.A. Giza [ID](#)⁴⁰, E.L. Gkougkousis [ID](#)⁶¹, F.C. Glaser [ID](#)^{14,21}, V.V. Gligorov [ID](#)^{16,48}, C. Göbel [ID](#)⁶⁹,
 E. Golobardes [ID](#)⁴⁴, D. Golubkov [ID](#)⁴³, A. Golutvin [ID](#)^{61,43,48}, S. Gomez Fernandez [ID](#)⁴⁵,
 F. Goncalves Abrantes [ID](#)⁶³, M. Goncerz [ID](#)⁴⁰, G. Gong [ID](#)^{4,b}, J.A. Gooding [ID](#)¹⁹, I.V. Gorelov [ID](#)⁴³,
 C. Gotti [ID](#)³⁰, J.P. Grabowski [ID](#)¹⁸, L.A. Granado Cardoso [ID](#)⁴⁸, E. Graugés [ID](#)⁴⁵, E. Graverini [ID](#)^{49,r},
 L. Grazette [ID](#)⁵⁶, G. Graziani [ID](#)², A.T. Grecu [ID](#)⁴², L.M. Greeven [ID](#)³⁷, N.A. Grieser [ID](#)⁶⁵, L. Grillo [ID](#)⁵⁹,
 S. Gromov [ID](#)⁴³, C. Gu [ID](#)¹⁵, M. Guarise [ID](#)²⁵, L. Guerry [ID](#)¹¹, M. Guittiere [ID](#)¹⁴, V. Guliaeva [ID](#)⁴³,
 P.A. Günther [ID](#)²¹, A.-K. Guseinov [ID](#)⁴⁹, E. Gushchin [ID](#)⁴³, Y. Guz [ID](#)^{6,43,48}, T. Gys [ID](#)⁴⁸,
 K. Habermann [ID](#)¹⁸, T. Hadavizadeh [ID](#)¹, C. Hadjivasiliou [ID](#)⁶⁶, G. Haefeli [ID](#)⁴⁹, C. Haen [ID](#)⁴⁸,
 J. Haimberger [ID](#)⁴⁸, M. Hajheidari [ID](#)⁴⁸, G. Hallett [ID](#)⁵⁶, M.M. Halvorsen [ID](#)⁴⁸, P.M. Hamilton [ID](#)⁶⁶,
 J. Hammerich [ID](#)⁶⁰, Q. Han [ID](#)⁸, X. Han [ID](#)²¹, S. Hansmann-Menzemer [ID](#)²¹, L. Hao [ID](#)⁷, N. Harnew [ID](#)⁶³,
 M. Hartmann [ID](#)¹⁴, S. Hashmi [ID](#)³⁹, J. He [ID](#)^{7,c}, F. Hemmer [ID](#)⁴⁸, C. Henderson [ID](#)⁶⁵,
 R.D.L. Henderson [ID](#)^{1,56}, A.M. Hennequin [ID](#)⁴⁸, K. Hennessy [ID](#)⁶⁰, L. Henry [ID](#)⁴⁹, J. Herd [ID](#)⁶¹,
 P. Herrero Gascon [ID](#)²¹, J. Heuel [ID](#)¹⁷, A. Hicheur [ID](#)³, G. Hijano Mendizabal [ID](#)⁵⁰, D. Hill [ID](#)⁴⁹,
 S.E. Hollitt [ID](#)¹⁹, J. Horswill [ID](#)⁶², R. Hou [ID](#)⁸, Y. Hou [ID](#)¹¹, N. Howarth [ID](#)⁶⁰, J. Hu [ID](#)²¹, J. Hu [ID](#)⁷¹,

W. Hu [ID](#)⁶, X. Hu [ID](#)^{4,b}, W. Huang [ID](#)⁷, W. Hulsbergen [ID](#)³⁷, R.J. Hunter [ID](#)⁵⁶, M. Hushchyn [ID](#)⁴³,
 D. Hutchcroft [ID](#)⁶⁰, M. Idzik [ID](#)³⁹, D. Ilin [ID](#)⁴³, P. Ilten [ID](#)⁶⁵, A. Inglessi [ID](#)⁴³, A. Iniukhin [ID](#)⁴³,
 A. Ishteev [ID](#)⁴³, K. Ivshin [ID](#)⁴³, R. Jacobsson [ID](#)⁴⁸, H. Jage [ID](#)¹⁷, S.J. Jaimes Elles [ID](#)^{47,74},
 S. Jakobsen [ID](#)⁴⁸, E. Jans [ID](#)³⁷, B.K. Jashal [ID](#)⁴⁷, A. Jawahery [ID](#)^{66,48}, V. Jevtic [ID](#)¹⁹, E. Jiang [ID](#)⁶⁶,
 X. Jiang [ID](#)^{5,7}, Y. Jiang [ID](#)⁷, Y.J. Jiang [ID](#)⁶, M. John [ID](#)⁶³, A. John Rubesh Rajan [ID](#)²², D. Johnson [ID](#)⁵³,
 C.R. Jones [ID](#)⁵⁵, T.P. Jones [ID](#)⁵⁶, S. Joshi [ID](#)⁴¹, B. Jost [ID](#)⁴⁸, J. Juan Castella [ID](#)⁵⁵, N. Jurik [ID](#)⁴⁸,
 I. Juszcak [ID](#)⁴⁰, D. Kaminaris [ID](#)⁴⁹, S. Kandybei [ID](#)⁵¹, M. Kane [ID](#)⁵⁸, Y. Kang [ID](#)^{4,b}, C. Kar [ID](#)¹¹,
 M. Karacson [ID](#)⁴⁸, D. Karpenkov [ID](#)⁴³, A. Kauniskangas [ID](#)⁴⁹, J.W. Kautz [ID](#)⁶⁵, M.K. Kazanecki [ID](#)⁴⁰,
 F. Keizer [ID](#)⁴⁸, M. Kenzie [ID](#)⁵⁵, T. Ketel [ID](#)³⁷, B. Khanji [ID](#)⁶⁸, A. Kharisova [ID](#)⁴³, S. Kholodenko [ID](#)^{34,48},
 G. Khreich [ID](#)¹⁴, T. Kirn [ID](#)¹⁷, V.S. Kirsebom [ID](#)^{30,n}, O. Kitouni [ID](#)⁶⁴, S. Klaver [ID](#)³⁸, N. Kleijne [ID](#)^{34,q},
 K. Klimaszewski [ID](#)⁴¹, M.R. Kmiec [ID](#)⁴¹, S. Koliiev [ID](#)⁵², L. Kolk [ID](#)¹⁹, A. Konoplyannikov [ID](#)⁴³,
 P. Kopciwicz [ID](#)^{39,48}, P. Koppenburg [ID](#)³⁷, M. Korolev [ID](#)⁴³, I. Kostiuik [ID](#)³⁷, O. Kot [ID](#)⁵²,
 S. Kotriakhova [ID](#), A. Kozachuk [ID](#)⁴³, P. Kravchenko [ID](#)⁴³, L. Kravchuk [ID](#)⁴³, M. Kreps [ID](#)⁵⁶,
 P. Krokovny [ID](#)⁴³, W. Krupa [ID](#)⁶⁸, W. Krzemien [ID](#)⁴¹, O.K. Kshyvanskyi [ID](#)⁵², S. Kubis [ID](#)⁷⁹,
 M. Kucharczyk [ID](#)⁴⁰, V. Kudryavtsev [ID](#)⁴³, E. Kulikova [ID](#)⁴³, A. Kupsc [ID](#)⁸¹, B.K. Kutsenko [ID](#)¹³,
 D. Lacarrere [ID](#)⁴⁸, P. Laguarda Gonzalez [ID](#)⁴⁵, A. Lai [ID](#)³¹, A. Lampis [ID](#)³¹, D. Lancierini [ID](#)⁵⁵,
 C. Landesa Gomez [ID](#)⁴⁶, J.J. Lane [ID](#)¹, R. Lane [ID](#)⁵⁴, G. Lanfranchi [ID](#)²⁷, C. Langenbruch [ID](#)²¹,
 J. Langer [ID](#)¹⁹, O. Lantwin [ID](#)⁴³, T. Latham [ID](#)⁵⁶, F. Lazzari [ID](#)^{34,r}, C. Lazzeroni [ID](#)⁵³, R. Le Gac [ID](#)¹³,
 H. Lee [ID](#)⁶⁰, R. Lefèvre [ID](#)¹¹, A. Leflat [ID](#)⁴³, S. Legotin [ID](#)⁴³, M. Lehuraux [ID](#)⁵⁶, E. Lemos Cid [ID](#)⁴⁸,
 O. Leroy [ID](#)¹³, T. Lesiak [ID](#)⁴⁰, E. Lesser [ID](#)⁴⁸, B. Leverington [ID](#)²¹, A. Li [ID](#)^{4,b}, C. Li [ID](#)¹³, H. Li [ID](#)⁷¹,
 K. Li [ID](#)⁸, L. Li [ID](#)⁶², M. Li [ID](#)⁸, P. Li [ID](#)⁷, P.-R. Li [ID](#)⁷², Q. Li [ID](#)^{5,7}, S. Li [ID](#)⁸, T. Li [ID](#)^{5,d}, T. Li [ID](#)⁷¹, Y. Li [ID](#)⁸,
 Y. Li [ID](#)⁵, Z. Lian [ID](#)^{4,b}, X. Liang [ID](#)⁶⁸, S. Libralon [ID](#)⁴⁷, C. Lin [ID](#)⁷, T. Lin [ID](#)⁵⁷, R. Lindner [ID](#)⁴⁸,
 V. Lisovskyi [ID](#)⁴⁹, R. Litvinov [ID](#)^{31,48}, F.L. Liu [ID](#)¹, G. Liu [ID](#)⁷¹, K. Liu [ID](#)⁷², S. Liu [ID](#)^{5,7}, W. Liu [ID](#)⁸,
 Y. Liu [ID](#)⁵⁸, Y. Liu [ID](#)⁷², Y.L. Liu [ID](#)⁶¹, A. Lobo Salvia [ID](#)⁴⁵, A. Loi [ID](#)³¹, J. Lomba Castro [ID](#)⁴⁶,
 T. Long [ID](#)⁵⁵, J.H. Lopes [ID](#)³, A. Lopez Huertas [ID](#)⁴⁵, S. López Soliño [ID](#)⁴⁶, Q. Lu [ID](#)¹⁵, C. Lucarelli [ID](#)²⁶,
 D. Lucchesi [ID](#)^{32,o}, M. Lucio Martinez [ID](#)⁷⁸, V. Lukashenko [ID](#)^{37,52}, Y. Luo [ID](#)⁶, A. Lupato [ID](#)^{32,h},
 E. Luppi [ID](#)^{25,k}, K. Lynch [ID](#)²², X.-R. Lyu [ID](#)⁷, G.M. Ma [ID](#)^{4,b}, R. Ma [ID](#)⁷, S. Maccolini [ID](#)¹⁹,
 F. Machefert [ID](#)¹⁴, F. Maciuc [ID](#)⁴², B. Mack [ID](#)⁶⁸, I. Mackay [ID](#)⁶³, L.M. Mackey [ID](#)⁶⁸,
 L.R. Madhan Mohan [ID](#)⁵⁵, M.J. Madurai [ID](#)⁵³, A. Maevskiy [ID](#)⁴³, D. Magdalinski [ID](#)³⁷,
 D. Maisuzenko [ID](#)⁴³, M.W. Majewski [ID](#)³⁹, J.J. Malczewski [ID](#)⁴⁰, S. Malde [ID](#)⁶³, L. Malentacca [ID](#)⁴⁸,
 A. Malinin [ID](#)⁴³, T. Maltsev [ID](#)⁴³, G. Manca [ID](#)^{31,j}, G. Mancinelli [ID](#)¹³, C. Mancuso [ID](#)^{29,14,m},
 R. Manera Escalero [ID](#)⁴⁵, D. Manuzzi [ID](#)²⁴, D. Marangotto [ID](#)^{29,m}, J.F. Marchand [ID](#)¹⁰,
 R. Marchevski [ID](#)⁴⁹, U. Marconi [ID](#)²⁴, E. Mariani [ID](#)¹⁶, S. Mariani [ID](#)⁴⁸, C. Marin Benito [ID](#)⁴⁵, J. Marks [ID](#)²¹,
 A.M. Marshall [ID](#)⁵⁴, L. Martel [ID](#)⁶³, G. Martelli [ID](#)^{33,p}, G. Martellotti [ID](#)³⁵, L. Martinazzoli [ID](#)⁴⁸,
 M. Martinelli [ID](#)^{30,n}, D. Martinez Santos [ID](#)⁴⁶, F. Martinez Vidal [ID](#)⁴⁷, A. Massafferri [ID](#)², R. Matev [ID](#)⁴⁸,
 A. Mathad [ID](#)⁴⁸, V. Matiunin [ID](#)⁴³, C. Matteuzzi [ID](#)⁶⁸, K.R. Mattioli [ID](#)¹⁵, A. Mauri [ID](#)⁶¹, E. Maurice [ID](#)¹⁵,
 J. Mauricio [ID](#)⁴⁵, P. Mayencourt [ID](#)⁴⁹, J. Mazorra de Cos [ID](#)⁴⁷, M. Mazurek [ID](#)⁴¹, M. McCann [ID](#)⁶¹,
 L. McConnell [ID](#)²², T.H. McGrath [ID](#)⁶², N.T. McHugh [ID](#)⁵⁹, A. McNab [ID](#)⁶², R. McNulty [ID](#)²²,
 B. Meadows [ID](#)⁶⁵, G. Meier [ID](#)¹⁹, D. Melnychuk [ID](#)⁴¹, F.M. Meng [ID](#)^{4,b}, M. Merk [ID](#)^{37,78}, A. Merli [ID](#)⁴⁹,
 L. Meyer Garcia [ID](#)⁶⁶, D. Miao [ID](#)^{5,7}, H. Miao [ID](#)⁷, M. Mikhasenko [ID](#)⁷⁵, D.A. Milanese [ID](#)⁷⁴,
 A. Minotti [ID](#)^{30,n}, E. Minucci [ID](#)⁶⁸, T. Miralles [ID](#)¹¹, B. Mitreska [ID](#)¹⁹, D.S. Mitzel [ID](#)¹⁹, A. Modak [ID](#)⁵⁷,
 R.A. Mohammed [ID](#)⁶³, R.D. Moise [ID](#)¹⁷, S. Mokhnenko [ID](#)⁴³, E.F. Molina Cardenas [ID](#)⁸²,
 T. Mombächer [ID](#)⁴⁸, M. Monk [ID](#)^{56,1}, S. Monteil [ID](#)¹¹, A. Morcillo Gomez [ID](#)⁴⁶, G. Morello [ID](#)²⁷,

M.J. Morello ^{34,q}, M.P. Morgenthaler ²¹, J. Moron ³⁹, A.B. Morris ⁴⁸, A.G. Morris ¹³,
R. Mountain ⁶⁸, H. Mu ^{4,b}, Z.M. Mu ⁶, E. Muhammad ⁵⁶, F. Muheim ⁵⁸, M. Mulder ⁷⁷,
K. Müller ⁵⁰, F. Muñoz-Rojas ⁹, R. Murta ⁶¹, P. Naik ⁶⁰, T. Nakada ⁴⁹, R. Nandakumar ⁵⁷,
T. Nanut ⁴⁸, I. Nasteva ³, M. Needham ⁵⁸, N. Neri ^{29,m}, S. Neubert ¹⁸, N. Neufeld ⁴⁸,
P. Neustroev ⁴³, J. Nicolini ^{19,14}, D. Nicotra ⁷⁸, E.M. Niel ⁴⁹, N. Nikitin ⁴³, P. Nogarolli ³,
P. Nogga ¹⁸, C. Normand ⁵⁴, J. Novoa Fernandez ⁴⁶, G. Nowak ⁶⁵, C. Nunez ⁸², H.N. Nur ⁵⁹,
A. Oblakowska-Mucha ³⁹, V. Obraztsov ⁴³, T. Oeser ¹⁷, S. Okamura ^{25,k}, A. Okhotnikov ⁴³,
O. Okhrimenko ⁵², R. Oldeman ^{31,j}, F. Oliva ⁵⁸, M. Olocco ¹⁹, C.J.G. Onderwater ⁷⁸,
R.H. O’Neil ⁵⁸, D. Osthues ¹⁹, J.M. Otalora Goicochea ³, P. Owen ⁵⁰, A. Oyanguren ⁴⁷,
O. Ozcelik ⁵⁸, F. Paciolla ^{34,u}, A. Padee ⁴¹, K.O. Padeken ¹⁸, B. Pagare ⁵⁶, P.R. Pais ²¹,
T. Pajero ⁴⁸, A. Palano ²³, M. Palutan ²⁷, G. Panshin ⁴³, L. Paolucci ⁵⁶, A. Papanestis ^{57,48},
M. Pappagallo ^{23,g}, L.L. Pappalardo ^{25,k}, C. Pappenheimer ⁶⁵, C. Parkes ⁶², B. Passalacqua ²⁵,
G. Passaleva ²⁶, D. Passaro ^{34,q}, A. Pastore ²³, M. Patel ⁶¹, J. Patoc ⁶³, C. Patrignani ^{24,i},
A. Paul ⁶⁸, C.J. Pawley ⁷⁸, A. Pellegrino ³⁷, J. Peng ^{5,7}, M. Pepe Altarelli ²⁷, S. Perazzini ²⁴,
D. Pereima ⁴³, H. Pereira Da Costa ⁶⁷, A. Pereiro Castro ⁴⁶, P. Perret ¹¹, A. Perro ⁴⁸,
K. Petridis ⁵⁴, A. Petrolini ^{28,l}, J.P. Pfaller ⁶⁵, H. Pham ⁶⁸, L. Pica ^{34,q}, M. Piccini ³³,
L. Piccolo ³¹, B. Pietrzyk ¹⁰, G. Pietrzyk ¹⁴, D. Pinci ³⁵, F. Pisani ⁴⁸, M. Pizzichemi ^{30,n,48},
V. Placinta ⁴², M. Plo Casasus ⁴⁶, T. Poeschl ⁴⁸, F. Polci ^{16,48}, M. Poli Lener ²⁷,
A. Poluektov ¹³, N. Polukhina ⁴³, I. Polyakov ⁴³, E. Polycarpo ³, S. Ponce ⁴⁸, D. Popov ⁷,
S. Poslavskii ⁴³, K. Prasanth ⁵⁸, C. Prouve ⁴⁶, D. Provenzano ^{31,j}, V. Pugatch ⁵²,
G. Punzi ^{34,r}, S. Qasim ⁵⁰, Q.Q. Qian ⁶, W. Qian ⁷, N. Qin ^{4,b}, S. Qu ^{4,b}, R. Quagliani ⁴⁸,
R.I. Rabadan Trejo ⁵⁶, J.H. Rademacker ⁵⁴, M. Rama ³⁴, M. Ramírez García ⁸²,
V. Ramos De Oliveira ⁶⁹, M. Ramos Pernas ⁵⁶, M.S. Rangel ³, F. Ratnikov ⁴³, G. Raven ³⁸,
M. Rebollo De Miguel ⁴⁷, F. Redi ^{29,h}, J. Reich ⁵⁴, F. Reiss ⁶², Z. Ren ⁷, P.K. Resmi ⁶³,
R. Ribatti ⁴⁹, G.R. Ricart ^{15,12}, D. Riccardi ^{34,q}, S. Ricciardi ⁵⁷, K. Richardson ⁶⁴,
M. Richardson-Slipper ⁵⁸, K. Rinnert ⁶⁰, P. Robbe ¹⁴, G. Robertson ⁵⁹, E. Rodrigues ⁶⁰,
E. Rodriguez Fernandez ⁴⁶, J.A. Rodriguez Lopez ⁷⁴, E. Rodriguez Rodriguez ⁴⁶, J. Roensch ¹⁹,
A. Rogachev ⁴³, A. Rogovskiy ⁵⁷, D.L. Rolf ⁴⁸, P. Roloff ⁴⁸, V. Romanovskiy ⁶⁵,
M. Romero Lamas ⁴⁶, A. Romero Vidal ⁴⁶, G. Romolini ²⁵, F. Ronchetti ⁴⁹, T. Rong ⁶,
M. Rotondo ²⁷, S.R. Roy ²¹, M.S. Rudolph ⁶⁸, M. Ruiz Diaz ²¹, R.A. Ruiz Fernandez ⁴⁶,
J. Ruiz Vidal ^{81,y}, A. Ryzhikov ⁴³, J. Ryzka ³⁹, J.J. Saavedra-Arias ⁹, J.J. Saborido Silva ⁴⁶,
R. Sadek ¹⁵, N. Sagidova ⁴³, D. Sahoo ⁷⁶, N. Sahoo ⁵³, B. Saitta ^{31,j}, M. Salomoni ^{30,48,n},
I. Sanderswood ⁴⁷, R. Santacesaria ³⁵, C. Santamarina Rios ⁴⁶, M. Santimaria ^{27,48},
L. Santoro ², E. Santovetti ³⁶, A. Saputi ^{25,48}, D. Saranin ⁴³, A. Sarnatskiy ⁷⁷, G. Sarpis ⁵⁸,
M. Sarpis ⁶², C. Satriano ^{35,s}, A. Satta ³⁶, M. Saur ⁶, D. Savrina ⁴³, H. Sazak ¹⁷,
F. Sborzacchi ^{48,27}, L.G. Scantlebury Smead ⁶³, A. Scarabotto ¹⁹, S. Schael ¹⁷, S. Scherl ⁶⁰,
M. Schiller ⁵⁹, H. Schindler ⁴⁸, M. Schmelling ²⁰, B. Schmidt ⁴⁸, S. Schmitt ¹⁷, H. Schmitz ¹⁸,
O. Schneider ⁴⁹, A. Schopper ⁴⁸, N. Schulte ¹⁹, S. Schulte ⁴⁹, M.H. Schune ¹⁴,
R. Schwemmer ⁴⁸, G. Schwering ¹⁷, B. Sciascia ²⁷, A. Sciucchi ⁴⁸, S. Sellam ⁴⁶,
A. Semennikov ⁴³, T. Senger ⁵⁰, M. Senghi Soares ³⁸, A. Sergi ^{28,l,48}, N. Serra ⁵⁰,
L. Sestini ³², A. Seuthe ¹⁹, Y. Shang ⁶, D.M. Shangase ⁸², M. Shapkin ⁴³, R.S. Sharma ⁶⁸,
I. Shchemerov ⁴³, L. Shchutska ⁴⁹, T. Shears ⁶⁰, L. Shekhtman ⁴³, Z. Shen ⁶, S. Sheng ^{5,7},
V. Shevchenko ⁴³, B. Shi ⁷, Q. Shi ⁷, Y. Shimizu ¹⁴, E. Shmanin ²⁴, R. Shorkin ⁴³,

J.D. Shupperd [ID](#)⁶⁸, R. Silva Coutinho [ID](#)⁶⁸, G. Simi [ID](#)^{32,o}, S. Simone [ID](#)^{23,g}, N. Skidmore [ID](#)⁵⁶,
T. Skwarnicki [ID](#)⁶⁸, M.W. Slater [ID](#)⁵³, J.C. Smallwood [ID](#)⁶³, E. Smith [ID](#)⁶⁴, K. Smith [ID](#)⁶⁷, M. Smith [ID](#)⁶¹,
A. Snoch [ID](#)³⁷, L. Soares Lavra [ID](#)⁵⁸, M.D. Sokoloff [ID](#)⁶⁵, F.J.P. Soler [ID](#)⁵⁹, A. Solomin [ID](#)^{43,54},
A. Solovov [ID](#)⁴³, I. Solovyyev [ID](#)⁴³, R. Song [ID](#)¹, Y. Song [ID](#)⁴⁹, Y. Song [ID](#)^{4,b}, Y.S. Song [ID](#)⁶,
F.L. Souza De Almeida [ID](#)⁶⁸, B. Souza De Paula [ID](#)³, E. Spadaro Norella [ID](#)^{28,l}, E. Spedicato [ID](#)²⁴,
J.G. Speer [ID](#)¹⁹, E. Spiridenkov [ID](#)⁴³, P. Spradlin [ID](#)⁵⁹, V. Sriskaran [ID](#)⁴⁸, F. Stagni [ID](#)⁴⁸, M. Stahl [ID](#)⁴⁸,
S. Stahl [ID](#)⁴⁸, S. Stanislaus [ID](#)⁶³, E.N. Stein [ID](#)⁴⁸, O. Steinkamp [ID](#)⁵⁰, O. Stenyakin [ID](#)⁴³, H. Stevens [ID](#)¹⁹,
D. Strelakina [ID](#)⁴³, Y. Su [ID](#)⁷, F. Suljik [ID](#)⁶³, J. Sun [ID](#)³¹, L. Sun [ID](#)⁷³, Y. Sun [ID](#)⁶⁶, D. Sundfeld [ID](#)²,
W. Sutcliffe [ID](#)⁵⁰, P.N. Swallow [ID](#)⁵³, K. Swientek [ID](#)³⁹, F. Swystun [ID](#)⁵⁵, A. Szabelski [ID](#)⁴¹, T. Szumlak [ID](#)³⁹,
Y. Tan [ID](#)^{4,b}, M.D. Tat [ID](#)⁶³, A. Terentev [ID](#)⁴³, F. Terzuoli [ID](#)^{34,u,48}, F. Teubert [ID](#)⁴⁸, E. Thomas [ID](#)⁴⁸,
D.J.D. Thompson [ID](#)⁵³, H. Tilquin [ID](#)⁶¹, V. Tisserand [ID](#)¹¹, S. T'Jampens [ID](#)¹⁰, M. Tobin [ID](#)^{5,48},
L. Tomassetti [ID](#)^{25,k}, G. Tonani [ID](#)^{29,m,48}, X. Tong [ID](#)⁶, D. Torres Machado [ID](#)², L. Toscano [ID](#)¹⁹,
D.Y. Tou [ID](#)^{4,b}, C. Trippel [ID](#)⁴⁴, G. Tuci [ID](#)²¹, N. Tuning [ID](#)³⁷, L.H. Uecker [ID](#)²¹, A. Ukleja [ID](#)³⁹,
D.J. Unverzagt [ID](#)²¹, E. Ursov [ID](#)⁴³, A. Usachov [ID](#)³⁸, A. Ustyuzhanin [ID](#)⁴³, U. Uwer [ID](#)²¹,
V. Vagnoni [ID](#)²⁴, V. Valcarce Cadenas [ID](#)⁴⁶, G. Valenti [ID](#)²⁴, N. Valls Canudas [ID](#)⁴⁸, H. Van Hecke [ID](#)⁶⁷,
E. van Herwijnen [ID](#)⁶¹, C.B. Van Hulse [ID](#)^{46,w}, R. Van Laak [ID](#)⁴⁹, M. van Veghel [ID](#)³⁷, G. Vasquez [ID](#)⁵⁰,
R. Vazquez Gomez [ID](#)⁴⁵, P. Vazquez Regueiro [ID](#)⁴⁶, C. Vázquez Sierra [ID](#)⁴⁶, S. Vecchi [ID](#)²⁵,
J.J. Velhuis [ID](#)⁵⁴, M. Veltri [ID](#)^{26,v}, A. Venkateswaran [ID](#)⁴⁹, M. Verdognia [ID](#)³¹, M. Vesterinen [ID](#)⁵⁶,
D. Vico Benet [ID](#)⁶³, P.V. Vidrier Villalba [ID](#)⁴⁵, M. Vieites Diaz [ID](#)⁴⁸, X. Vilasis-Cardona [ID](#)⁴⁴,
E. Vilella Figueras [ID](#)⁶⁰, A. Villa [ID](#)²⁴, P. Vincent [ID](#)¹⁶, F.C. Volle [ID](#)⁵³, D. vom Bruch [ID](#)¹³,
N. Voropaev [ID](#)⁴³, K. Vos [ID](#)⁷⁸, G. Vouters [ID](#)¹⁰, C. Vrahas [ID](#)⁵⁸, J. Wagner [ID](#)¹⁹, J. Walsh [ID](#)³⁴,
E.J. Walton [ID](#)^{1,56}, G. Wan [ID](#)⁶, C. Wang [ID](#)²¹, G. Wang [ID](#)⁸, J. Wang [ID](#)⁶, J. Wang [ID](#)⁵, J. Wang [ID](#)^{4,b},
J. Wang [ID](#)⁷³, M. Wang [ID](#)²⁹, N.W. Wang [ID](#)⁷, R. Wang [ID](#)⁵⁴, X. Wang [ID](#)⁸, X. Wang [ID](#)⁷¹, X.W. Wang [ID](#)⁶¹,
Y. Wang [ID](#)⁶, Z. Wang [ID](#)¹⁴, Z. Wang [ID](#)^{4,b}, Z. Wang [ID](#)²⁹, J.A. Ward [ID](#)^{56,1}, M. Waterlaet [ID](#)⁴⁸,
N.K. Watson [ID](#)⁵³, D. Websdale [ID](#)⁶¹, Y. Wei [ID](#)⁶, J. Wendel [ID](#)⁸⁰, B.D.C. Westhenry [ID](#)⁵⁴, C. White [ID](#)⁵⁵,
M. Whitehead [ID](#)⁵⁹, E. Whiter [ID](#)⁵³, A.R. Wiederhold [ID](#)⁶², D. Wiedner [ID](#)¹⁹, G. Wilkinson [ID](#)⁶³,
M.K. Wilkinson [ID](#)⁶⁵, M. Williams [ID](#)⁶⁴, M.R.J. Williams [ID](#)⁵⁸, R. Williams [ID](#)⁵⁵, Z. Williams [ID](#)⁵⁴,
F.F. Wilson [ID](#)⁵⁷, M. Winn [ID](#)¹², W. Wislicki [ID](#)⁴¹, M. Witek [ID](#)⁴⁰, L. Witola [ID](#)²¹, G. Wormser [ID](#)¹⁴,
S.A. Wotton [ID](#)⁵⁵, H. Wu [ID](#)⁶⁸, J. Wu [ID](#)⁸, Y. Wu [ID](#)⁶, Z. Wu [ID](#)⁷, K. Wyllie [ID](#)⁴⁸, S. Xian [ID](#)⁷¹, Z. Xiang [ID](#)⁵,
Y. Xie [ID](#)⁸, A. Xu [ID](#)³⁴, J. Xu [ID](#)⁷, L. Xu [ID](#)^{4,b}, L. Xu [ID](#)^{4,b}, M. Xu [ID](#)⁵⁶, Z. Xu [ID](#)⁴⁸, Z. Xu [ID](#)⁷, Z. Xu [ID](#)⁵,
D. Yang [ID](#)⁴, K. Yang [ID](#)⁶¹, S. Yang [ID](#)⁷, X. Yang [ID](#)⁶, Y. Yang [ID](#)^{28,l}, Z. Yang [ID](#)⁶, Z. Yang [ID](#)⁶⁶,
V. Yeroshenko [ID](#)¹⁴, H. Yeung [ID](#)⁶², H. Yin [ID](#)⁸, X. Yin [ID](#)⁷, C.Y. Yu [ID](#)⁶, J. Yu [ID](#)⁷⁰, X. Yuan [ID](#)⁵,
Y. Yuan [ID](#)^{5,7}, E. Zaffaroni [ID](#)⁴⁹, M. Zavertyaev [ID](#)²⁰, M. Zdybal [ID](#)⁴⁰, F. Zenesini [ID](#)^{24,i}, C. Zeng [ID](#)^{5,7},
M. Zeng [ID](#)^{4,b}, C. Zhang [ID](#)⁶, D. Zhang [ID](#)⁸, J. Zhang [ID](#)⁷, L. Zhang [ID](#)^{4,b}, S. Zhang [ID](#)⁷⁰, S. Zhang [ID](#)⁶³,
Y. Zhang [ID](#)⁶, Y.Z. Zhang [ID](#)^{4,b}, Y. Zhao [ID](#)²¹, A. Zharkova [ID](#)⁴³, A. Zhelezov [ID](#)²¹, S.Z. Zheng [ID](#)⁶,
X.Z. Zheng [ID](#)^{4,b}, Y. Zheng [ID](#)⁷, T. Zhou [ID](#)⁶, X. Zhou [ID](#)⁸, Y. Zhou [ID](#)⁷, V. Zhovkovska [ID](#)⁵⁶, L.Z. Zhu [ID](#)⁷,
X. Zhu [ID](#)^{4,b}, X. Zhu [ID](#)⁸, V. Zhukov [ID](#)¹⁷, J. Zhuo [ID](#)⁴⁷, Q. Zou [ID](#)^{5,7}, D. Zuliani [ID](#)^{32,o}, G. Zunica [ID](#)⁴⁹

¹ School of Physics and Astronomy, Monash University, Melbourne, Australia

² Centro Brasileiro de Pesquisas Físicas (CBPF), Rio de Janeiro, Brazil

³ Universidade Federal do Rio de Janeiro (UFRJ), Rio de Janeiro, Brazil

⁴ Department of Engineering Physics, Tsinghua University, Beijing, China, Beijing, China

⁵ Institute Of High Energy Physics (IHEP), Beijing, China

⁶ School of Physics State Key Laboratory of Nuclear Physics and Technology, Peking University, Beijing, China

- ⁷ *University of Chinese Academy of Sciences, Beijing, China*
- ⁸ *Institute of Particle Physics, Central China Normal University, Wuhan, Hubei, China*
- ⁹ *Consejo Nacional de Rectores (CONARE), San Jose, Costa Rica*
- ¹⁰ *Université Savoie Mont Blanc, CNRS, IN2P3-LAPP, Annecy, France*
- ¹¹ *Université Clermont Auvergne, CNRS/IN2P3, LPC, Clermont-Ferrand, France*
- ¹² *Département de Physique Nucléaire (DPhN), Gif-Sur-Yvette, France*
- ¹³ *Aix Marseille Univ, CNRS/IN2P3, CPPM, Marseille, France*
- ¹⁴ *Université Paris-Saclay, CNRS/IN2P3, IJCLab, Orsay, France*
- ¹⁵ *Laboratoire Leprince-Ringuet, CNRS/IN2P3, Ecole Polytechnique, Institut Polytechnique de Paris, Palaiseau, France*
- ¹⁶ *LPNHE, Sorbonne Université, Paris Diderot Sorbonne Paris Cité, CNRS/IN2P3, Paris, France*
- ¹⁷ *I. Physikalisches Institut, RWTH Aachen University, Aachen, Germany*
- ¹⁸ *Universität Bonn — Helmholtz-Institut für Strahlen und Kernphysik, Bonn, Germany*
- ¹⁹ *Fakultät Physik, Technische Universität Dortmund, Dortmund, Germany*
- ²⁰ *Max-Planck-Institut für Kernphysik (MPIK), Heidelberg, Germany*
- ²¹ *Physikalisches Institut, Ruprecht-Karls-Universität Heidelberg, Heidelberg, Germany*
- ²² *School of Physics, University College Dublin, Dublin, Ireland*
- ²³ *INFN Sezione di Bari, Bari, Italy*
- ²⁴ *INFN Sezione di Bologna, Bologna, Italy*
- ²⁵ *INFN Sezione di Ferrara, Ferrara, Italy*
- ²⁶ *INFN Sezione di Firenze, Firenze, Italy*
- ²⁷ *INFN Laboratori Nazionali di Frascati, Frascati, Italy*
- ²⁸ *INFN Sezione di Genova, Genova, Italy*
- ²⁹ *INFN Sezione di Milano, Milano, Italy*
- ³⁰ *INFN Sezione di Milano-Bicocca, Milano, Italy*
- ³¹ *INFN Sezione di Cagliari, Monserrato, Italy*
- ³² *INFN Sezione di Padova, Padova, Italy*
- ³³ *INFN Sezione di Perugia, Perugia, Italy*
- ³⁴ *INFN Sezione di Pisa, Pisa, Italy*
- ³⁵ *INFN Sezione di Roma La Sapienza, Roma, Italy*
- ³⁶ *INFN Sezione di Roma Tor Vergata, Roma, Italy*
- ³⁷ *Nikhef National Institute for Subatomic Physics, Amsterdam, Netherlands*
- ³⁸ *Nikhef National Institute for Subatomic Physics and VU University Amsterdam, Amsterdam, Netherlands*
- ³⁹ *AGH — University of Krakow, Faculty of Physics and Applied Computer Science, Kraków, Poland*
- ⁴⁰ *Henryk Niewodniczanski Institute of Nuclear Physics Polish Academy of Sciences, Kraków, Poland*
- ⁴¹ *National Center for Nuclear Research (NCBJ), Warsaw, Poland*
- ⁴² *Horia Hulubei National Institute of Physics and Nuclear Engineering, Bucharest-Magurele, Romania*
- ⁴³ *Affiliated with an institute covered by a cooperation agreement with CERN*
- ⁴⁴ *DS4DS, La Salle, Universitat Ramon Llull, Barcelona, Spain*
- ⁴⁵ *ICCUB, Universitat de Barcelona, Barcelona, Spain*
- ⁴⁶ *Instituto Galego de Física de Altas Enerxías (IGFAE), Universidade de Santiago de Compostela, Santiago de Compostela, Spain*
- ⁴⁷ *Instituto de Física Corpuscular, Centro Mixto Universidad de Valencia — CSIC, Valencia, Spain*
- ⁴⁸ *European Organization for Nuclear Research (CERN), Geneva, Switzerland*
- ⁴⁹ *Institute of Physics, Ecole Polytechnique Fédérale de Lausanne (EPFL), Lausanne, Switzerland*
- ⁵⁰ *Physik-Institut, Universität Zürich, Zürich, Switzerland*
- ⁵¹ *NSC Kharkiv Institute of Physics and Technology (NSC KIPT), Kharkiv, Ukraine*
- ⁵² *Institute for Nuclear Research of the National Academy of Sciences (KINR), Kyiv, Ukraine*
- ⁵³ *School of Physics and Astronomy, University of Birmingham, Birmingham, U.K.*
- ⁵⁴ *H.H. Wills Physics Laboratory, University of Bristol, Bristol, U.K.*
- ⁵⁵ *Cavendish Laboratory, University of Cambridge, Cambridge, U.K.*
- ⁵⁶ *Department of Physics, University of Warwick, Coventry, U.K.*
- ⁵⁷ *STFC Rutherford Appleton Laboratory, Didcot, U.K.*

- ⁵⁸ *School of Physics and Astronomy, University of Edinburgh, Edinburgh, U.K.*
- ⁵⁹ *School of Physics and Astronomy, University of Glasgow, Glasgow, U.K.*
- ⁶⁰ *Oliver Lodge Laboratory, University of Liverpool, Liverpool, U.K.*
- ⁶¹ *Imperial College London, London, U.K.*
- ⁶² *Department of Physics and Astronomy, University of Manchester, Manchester, U.K.*
- ⁶³ *Department of Physics, University of Oxford, Oxford, U.K.*
- ⁶⁴ *Massachusetts Institute of Technology, Cambridge, MA, U.S.A.*
- ⁶⁵ *University of Cincinnati, Cincinnati, OH, U.S.A.*
- ⁶⁶ *University of Maryland, College Park, MD, U.S.A.*
- ⁶⁷ *Los Alamos National Laboratory (LANL), Los Alamos, NM, U.S.A.*
- ⁶⁸ *Syracuse University, Syracuse, NY, U.S.A.*
- ⁶⁹ *Pontifícia Universidade Católica do Rio de Janeiro (PUC-Rio), Rio de Janeiro, Brazil, associated to ³*
- ⁷⁰ *School of Physics and Electronics, Hunan University, Changsha City, China, associated to ⁸*
- ⁷¹ *Guangdong Provincial Key Laboratory of Nuclear Science, Guangdong-Hong Kong Joint Laboratory of Quantum Matter, Institute of Quantum Matter, South China Normal University, Guangzhou, China, associated to ⁴*
- ⁷² *Lanzhou University, Lanzhou, China, associated to ⁵*
- ⁷³ *School of Physics and Technology, Wuhan University, Wuhan, China, associated to ⁴*
- ⁷⁴ *Departamento de Física, Universidad Nacional de Colombia, Bogota, Colombia, associated to ¹⁶*
- ⁷⁵ *Ruhr Universitaet Bochum, Fakultät f. Physik und Astronomie, Bochum, Germany, associated to ¹⁹*
- ⁷⁶ *Eotvos Lorand University, Budapest, Hungary, associated to ⁴⁸*
- ⁷⁷ *Van Swinderen Institute, University of Groningen, Groningen, Netherlands, associated to ³⁷*
- ⁷⁸ *Universiteit Maastricht, Maastricht, Netherlands, associated to ³⁷*
- ⁷⁹ *Tadeusz Kosciuszko Cracow University of Technology, Cracow, Poland, associated to ⁴⁰*
- ⁸⁰ *Universidad de Coruña, A Coruña, Spain, associated to ⁴⁴*
- ⁸¹ *Department of Physics and Astronomy, Uppsala University, Uppsala, Sweden, associated to ⁵⁹*
- ⁸² *University of Michigan, Ann Arbor, MI, U.S.A., associated to ⁶⁸*
- ^a *Centro Federal de Educação Tecnológica Celso Suckow da Fonseca, Rio De Janeiro, Brazil*
- ^b *Center for High Energy Physics, Tsinghua University, Beijing, China*
- ^c *Hangzhou Institute for Advanced Study, UCAS, Hangzhou, China*
- ^d *School of Physics and Electronics, Henan University, Kaifeng, China*
- ^e *LIP6, Sorbonne Université, Paris, France*
- ^f *Universidad Nacional Autónoma de Honduras, Tegucigalpa, Honduras*
- ^g *Università di Bari, Bari, Italy*
- ^h *Università di Bergamo, Bergamo, Italy*
- ⁱ *Università di Bologna, Bologna, Italy*
- ^j *Università di Cagliari, Cagliari, Italy*
- ^k *Università di Ferrara, Ferrara, Italy*
- ^l *Università di Genova, Genova, Italy*
- ^m *Università degli Studi di Milano, Milano, Italy*
- ⁿ *Università degli Studi di Milano-Bicocca, Milano, Italy*
- ^o *Università di Padova, Padova, Italy*
- ^p *Università di Perugia, Perugia, Italy*
- ^q *Scuola Normale Superiore, Pisa, Italy*
- ^r *Università di Pisa, Pisa, Italy*
- ^s *Università della Basilicata, Potenza, Italy*
- ^t *Università di Roma Tor Vergata, Roma, Italy*
- ^u *Università di Siena, Siena, Italy*
- ^v *Università di Urbino, Urbino, Italy*
- ^w *Universidad de Alcalá, Alcalá de Henares, Spain*
- ^x *Facultad de Ciencias Físicas, Madrid, Spain*
- ^y *Department of Physics/Division of Particle Physics, Lund, Sweden*
- [†] *Deceased*