

MIT Open Access Articles

Synchrotron radiation in strongly coupled conformal field theories

The MIT Faculty has made this article openly available. **Please share** how this access benefits you. Your story matters.

As Published: <http://dx.doi.org/10.1103/PhysRevD.81.126001>

Publisher: American Physical Society

Persistent URL: <http://hdl.handle.net/1721.1/57487>

Version: Final published version: final published article, as it appeared in a journal, conference proceedings, or other formally published context

Terms of Use: Article is made available in accordance with the publisher's policy and may be subject to US copyright law. Please refer to the publisher's site for terms of use.



Synchrotron radiation in strongly coupled conformal field theories

Christiana Athanasiou,¹ Paul M. Chesler,¹ Hong Liu,¹ Dominik Nickel,² and Krishna Rajagopal¹

¹*Department of Physics, Massachusetts Institute of Technology, Cambridge, Massachusetts 02139, USA*

²*Institute for Nuclear Theory, University of Washington, Seattle, Washington 98195, USA*

(Received 4 February 2010; published 1 June 2010)

Using gauge/gravity duality, we compute the energy density and angular distribution of the power radiated by a quark undergoing circular motion in strongly coupled $\mathcal{N} = 4$ supersymmetric Yang-Mills theory. We compare the strong coupling results to those at weak coupling, finding them to be very similar. In both regimes, the angular distribution of the radiated power is in fact similar to that of synchrotron radiation produced by an electron in circular motion in classical electrodynamics: the quark emits radiation in a narrow beam along its velocity vector with a characteristic opening angle $\alpha \sim 1/\gamma$. To an observer far away from the quark, the emitted radiation appears as a short periodic burst, just like the light from a lighthouse does to a ship at sea. Our strong coupling results are valid for any strongly coupled conformal field theory with a dual classical gravity description.

DOI: 10.1103/PhysRevD.81.126001

PACS numbers: 11.25.Tq

I. INTRODUCTION AND OUTLOOK

The emission and propagation of radiation is an interesting and natural topic of study in any field theory. For localized sources, one is typically interested in the angular distribution and spectrum of radiation at spatial infinity and in deciphering how information about the source is encoded in it. This topic has been studied for more than a century within the realm of classical electrodynamics (for a textbook treatment, see [1]). It is much less studied in realms where quantum effects can be important, as, for example, in a non-Abelian gauge theory in the limit of strong coupling. This has largely been due to the absence of strong coupling methods for studying real-time dynamics. With the discovery of gauge/gravity duality, however, the dynamics of quantum fields in certain strongly coupled non-Abelian gauge theories can be mapped onto the dynamics of classical fields living in a higher dimensional spacetime [2]. Because of this, strongly coupled real-time phenomena in theories with gravitational duals have become accessible to reliable calculation.

To date, much of the analysis of real-time phenomena in gauge theories with dual gravitational descriptions has focused on systems at nonzero temperature. This is because these strongly coupled plasmas are more similar to the strongly coupled quark-gluon plasma of QCD being produced and studied in heavy ion collision experiments at the Relativistic Heavy Ion Collider [3–6] than the vacua of these gauge theories are to the vacuum of QCD. Asking how a test quark moving along some trajectory with nonzero acceleration radiates in vacuum in a strongly coupled non-Abelian gauge theory is a simpler question than many of those that have already been studied at nonzero temperature. We shall answer this question for the specific case of a test quark in circular motion in the vacuum of $\mathcal{N} = 4$ supersymmetric Yang-Mills (SYM) theory.

$\mathcal{N} = 4$ SYM theory is a conformal non-Abelian gauge theory, specified by two parameters: the number of colors N_c and the 't Hooft coupling $\lambda \equiv g^2 N_c$ with g^2 the gauge coupling. We shall work in the large N_c limit throughout. Since the theory is conformal, we can specify λ . If we choose $\lambda \rightarrow 0$, we can study the radiation using methods similar to those used in classical electrodynamics. If we choose $\lambda \rightarrow \infty$, the dual gravitational description of this strongly coupled non-Abelian quantum field theory becomes classical. Specifically, it becomes the classical gravity limit of Type IIB string theory in the $\text{AdS}_5 \times S_5$ spacetime. The geometry of the five-sphere will play no role in our computation—indeed, it can be replaced by any compact five-dimensional space X_5 . This means that our strong coupling results will be valid for all conformal quantum field theories with a dual classical gravity description—since conformality of the quantum theory maps onto the presence of an AdS_5 spacetime in the gravitational description.¹

Because the vacuum of $\mathcal{N} = 4$ SYM theory is not similar to that of our world, studying the radiation of a test quark in circular motion in this theory does not have direct phenomenological motivation. However, we shall find that the angular distribution of the radiation is very similar to that of classic synchrotron radiation: when the quark is moving along its circle with an increasingly relativistic velocity, the radiation is produced in an increas-

¹Our results are valid for all strongly coupled conformal quantum field theories with a dual classical gravity description as long as we express our results in terms of the 't Hooft coupling λ in each of the conformal field theories. The relations between this parameter, N_c , and the parameters that specify the gravitational physics in the AdS_5 space—namely, the string coupling and the dimensionless ratio of the square of the anti-de Sitter (AdS) curvature and the string tension—will be different in different conformal field theories, since these relations do depend on the geometry of X_5 .

ingly tightly collimated beam—a beam which, if Fourier analyzed, contains radiation at increasingly short wavelengths and high frequencies. This is interesting first in its own terms and second with a view to extending the calculation to nonzero temperature. First, from the point of view of the quantum field theory we do not understand why the angular distribution of the radiation that we find is almost the same at $\lambda \rightarrow \infty$ as it is at $\lambda \rightarrow 0$. Why should the pattern of radiation when what is radiated is non-Abelian and strongly coupled be similar to that seen in classical electrodynamics? In this sense, our results come as something of a surprise to us. Second, our results in this formal setting nevertheless open the way to a new means of modelling jet quenching in heavy ion collisions. If we were to add a nonzero temperature to our calculation, we could watch the tightly collimated beam of synchrotron radiation interact with the strongly coupled plasma that would then be present. The beam of radiation should be slowed down from the speed of light to the speed of sound and should ultimately thermalize, and it would be possible to study how the length- and time-scales for these processes depend on the wavelength and frequency of the beam.

We shall consider a test quark moving on a circle of radius R_0 with constant angular velocity ω_0 . In spherical coordinates $\{r, \theta, \varphi\}$ we can take the quark's trajectory to be given by

$$r = R_0, \quad \theta = \frac{\pi}{2}, \quad \varphi = \omega_0 t. \quad (1.1)$$

By a test quark we mean a test charge in the fundamental representation of the $SU(N_c)$ gauge group. The total power radiated by this test quark moving in the vacuum of $\mathcal{N} = 4$ SYM theory in the large N_c and strong coupling limit has been computed previously by Mikhailov in Ref. [7], who finds

$$P = \frac{\sqrt{\lambda}}{2\pi} a^2, \quad (1.2)$$

where a is the quark's proper acceleration, given by

$$a = \gamma^2 v \omega_0, \quad (1.3)$$

where the quark has speed

$$v = R_0 \omega_0 \quad (1.4)$$

and where

$$\gamma \equiv \frac{1}{\sqrt{1 - v^2}} \quad (1.5)$$

is the standard Lorentz factor. Mikhailov observed that upon making the substitution

$$\sqrt{\lambda} \leftrightarrow \frac{e^2}{3}, \quad (1.6)$$

the result (1.2) becomes identical to the Larmor result in

classical electrodynamics. Furthermore, Mikhailov showed that the power radiated by a test quark moving along an *arbitrary* trajectory is identical to what Liénard calculated in 1898 [8]—see [1] for a textbook treatment—upon making the substitution (1.6). We shall go beyond Mikhailov's result by computing the distribution in space and time of the power radiated by the quark in circular motion. We shall not attempt Mikhailov's generalization to an arbitrary trajectory.

Before leaping to the conclusion that Mikhailov's result suggests that the $\mathcal{N} = 4$ SYM synchrotron radiation pattern will be similar to that in classical electrodynamics, consider the results in the literature that push one's intuition in the opposite direction. One interesting study related to zero temperature radiation was performed in Ref. [9], where decays of off-shell bosons in strongly coupled holographic conformal field theories were analyzed. (One can think of the off-shell boson as the virtual photon produced in electron-positron annihilation, with that photon coupling to matter in a strongly coupled conformal field theory instead of to quarks in QCD.) It was shown in Ref. [9] that there is no correlation between the boson's spin and the angular distribution of power radiated through the sphere at infinity. In other words, if one prepares a state containing an off-shell boson with definite spin, in the rest frame of the boson the event-averaged angular distribution of power at infinity will always be isotropic. This stands in stark contrast to similar weak coupling calculations in QCD, where the boson's spin imprints a distinct "antenna" pattern in the distribution of power at infinity [10–12]. Similar behavior regarding the isotropization of radiation at strong coupling was also reported in Refs. [13,14]. A natural question to ask when considering the results of Ref. [9] is where does the isotropization of radiation come from? Is isotropization a characteristic of the particular initial states studied in Ref. [9] or is it a natural process which happens during the propagation of strongly coupled radiation? Indeed, it has been suggested in Ref. [13] that the mechanism responsible for the isotropization is that parton branching is not suppressed at strong coupling and, correspondingly, successive branchings can scramble any initially preferred direction in the radiation as it propagates out to spatial infinity. Regardless of mechanism, these calculations provide an example in which the pattern of radiation is very different in the strongly coupled $\mathcal{N} = 4$ SYM theory to that in weakly coupled QCD or QED. If the intuition about the emission and propagation of radiation derived from these calculations applies to radiation from an accelerated test charge, then, we should expect that in our strongly coupled non-Abelian theory this radiation should isotropize and "branch," populating longer and longer wavelength modes as it propagates. We find nothing like this. The straightforward guess based upon Mikhailov's result—namely, that synchrotron radiation in strongly coupled $\mathcal{N} = 4$ SYM theory should look like that

in classical electrodynamics—turns out to be close to correct.

We shall analyze the angular distribution of power radiated by a rotating quark in $\mathcal{N} = 4$ SYM theory at both weak and strong coupling. Our weak coupling results are valid only in this theory. At strong coupling, we obtain an analytic expression for the energy density which is valid at all distances from the quark and for all holographic conformal field theories. At weak coupling our analysis reduces to that of synchrotron radiation in classical electrodynamics with an additional contribution coming from a scalar field [15]. At strong coupling gauge/gravity duality maps the problem onto that of the linear gravitational response due to the presence of a string.

Figure 1 shows a cartoon of the classical five-dimensional dual gravitational description. The five-dimensional geometry of AdS_5 , which is the arena where the dual gravitational dynamics takes place, has a four-dimensional boundary whose geometry is that of ordinary Minkowski space. Ending at the boundary is a classical string whose endpoint follows a trajectory that corresponds to the trajectory of the quark in the dual field theory. The condition that the endpoint rotates about a specific (Minkowski space) axis results in the entire string rotating about the same axis with the string coiling around on itself

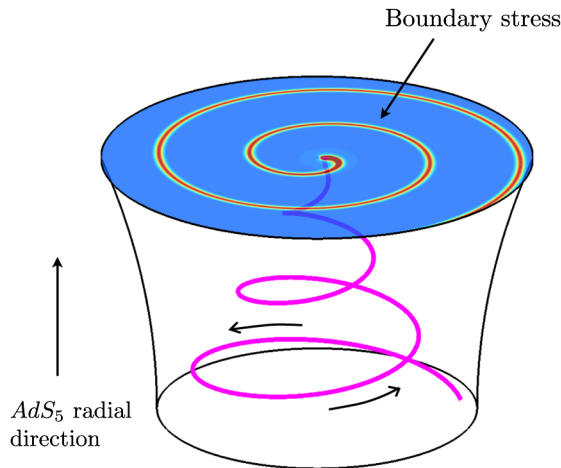


FIG. 1 (color online). A cartoon of the gravitational description of synchrotron radiation at strong coupling. The arena where the gravitational dynamics takes place is the five-dimensional geometry of AdS_5 . A string resides in the geometry and an endpoint of the string is attached to the four-dimensional boundary of AdS_5 , which is where the dual quantum field theory lives. The trajectory of the endpoint of the string corresponds to the trajectory of the dual quark. Demanding that the endpoint rotates results in the string rotating and coiling around on itself as it extends in the AdS_5 radial direction. The presence of the string in turn perturbs the geometry and the near-boundary perturbation in the geometry induces a four-dimensional stress tensor on the boundary. The induced stress has the interpretation as the expectation value of the stress tensor in the dual quantum field theory.

over and over. In turn, the rotating motion of the string creates gravitational radiation which propagates up to the boundary of the geometry. Just like electromagnetic fields induce surface currents on conductors, the gravitational disturbance near the boundary induces a four-dimensional stress tensor on the boundary [16,17]. As shown in Fig. 1, the induced four-dimensional stress tensor inherits the coiled structure of the rotating string. Via the standard gauge/gravity dictionary [2,18], the induced four-dimensional stress tensor is the expectation value of the stress tensor in the dual quantum field theory. So, by doing a classical gravitational calculation in five dimensions (which happens to be somewhat analogous to a classical electromagnetic calculation) we can compute the pattern of radiation in the boundary quantum field theory, including all quantum effects and working in a strong coupling regime in which quantum effects can be expected to dominate.

At both weak and strong coupling we find that the radiation pattern at infinity qualitatively resembles that of synchrotron radiation in classical electrodynamics. And, at both weak and strong coupling, for the case of relativistic circular motion we find the characteristic pattern of a lighthouse-like beam propagating out to infinity without broadening. As stated above, at weak coupling the difference between our results and those of classical electrodynamics simply amount to the presence of an additional contribution coming from a scalar field. At strong coupling both the total power and the angular distribution of power are found to differ somewhat from that obtained by extrapolating the weak coupling result to strong coupling. Interestingly, though, the angular distribution of power at strong coupling can be written as the sum of the angular distributions of power coming from vector and scalar modes at weak coupling with 2:1 relative strengths, whereas at weak coupling this ratio is 4:1. As the radiation is far from isotropic at infinity, this problem provides a concrete example demonstrating that radiation need not isotropize in a non-Abelian gauge theory at strong coupling. And, the width of the outgoing pulse of radiation does not broaden as the pulse propagates outward, meaning that as it propagates out to infinity the radiation remains at the (short) wavelengths and (high) frequencies at which it was emitted.

We close this introduction with a look ahead at extending this calculation to nonzero temperature T . The authors of Ref. [19] have shown that the power that it takes to move the quark in a circle is given by the vacuum result (1.2) even for a test quark moving through the strongly coupled plasma present at $T \neq 0$ as long as

$$\omega_0^2 \gamma^3 \gg \pi^2 T^2. \quad (1.7)$$

In the opposite regime, where $\omega_0^2 \gamma^3 \ll \pi^2 T^2$, the power it takes to move the quark in a circle through the plasma is the same as it would be to move the quark in a straight line

with speed v . This power has been computed using gauge/gravity duality in Refs. [20,21], and corresponds to pushing the quark against a drag force. The analogue of our calculation—namely following where the dissipated or “radiated” power goes—was done, again using gauge/gravity duality, in Refs. [22–25]. There, it was demonstrated that the test quark plowing through the strongly coupled plasma in a straight line excites hydrodynamic modes of the plasma, trailing a diffusion wake and—if the motion is supersonic—creating a Mach cone. It is a generic feature of a nonzero temperature plasma, at weak coupling or at strong coupling, that any power dumped into it in some localized fashion must eventually take the form of hydrodynamic excitations [25]. These considerations and our results motivate the extension of the present calculation to nonzero temperature, in particular, in the regime (1.7). At these high velocities or low temperatures, we know that (1.2) is satisfied and, given our experience at zero temperature in this paper, we therefore expect that at length scales that are small compared to $1/T$ the rotating quark radiates a narrow beam of synchrotron radiation, even at strong coupling. If (1.7) is satisfied, the wavelengths characterizing the pulse of radiation heading outward into the plasma are much shorter than $1/T$. But, we also know on general grounds that this narrow pulse of beamed radiation must first reach local thermal equilibrium, likely converting into an outgoing hydrodynamic wave moving at the speed of sound, and must then ultimately dissipate and thermalize completely. Watching these processes occur may give insight into jet quenching in the strongly coupled quark-gluon plasma of QCD.

The outline of the rest of our paper is simple: we do the weak coupling calculation in Sec. II and use gauge/gravity duality to do the strong coupling calculation in Sec. III. In Sec. IV, we discuss the results and conclude.

II. WEAK COUPLING CALCULATION

In the limit of weak coupling, the radiation produced by an accelerated test charge can be analyzed using classical field theory. For example, for the case of an electron undergoing synchrotron motion in QED, the appropriate classical effective description is simply that of classical electrodynamics. For the case of a test quark (specifically, an infinitely massive particle from the $\mathcal{N} = 2$ hypermultiplet that is in the fundamental representation of the $SU(N_c)$ gauge group) moving through the vacuum of $\mathcal{N} = 4$ SYM theory, more fields can be excited and the appropriate effective classical description is more complicated. The Lagrangian for this theory can be found, for example, in Ref. [26]. As can readily be verified by inspecting the field theory Lagrangian, in the limit of asymptotically weak coupling and large test quark mass the fields that can be excited by the test quark are the non-Abelian gauge field and an adjoint representation scalar field. Interactions with all other fields are either suppressed by

an inverse power of the quark mass or a positive power of the ‘t Hooft coupling λ . Moreover, in the limit of asymptotically weak coupling the gauge and scalar fields satisfy decoupled linear equations of motion.

Following Ref. [15], instead of dealing with N_c^2 decoupled components of the gauge field and N_c^2 decoupled components of the adjoint scalar field, we consider the case of a single $U(1)$ gauge field and a single real scalar field with appropriate effective couplings tailored to compensate for the fact that the actual theory contains adjoint representation fields. The effective couplings can be determined by computing the vector and scalar contributions to the Coulomb field of a quark in the effective description and matching onto the full theory. In the large N_c limit the classical effective Lagrangian reads [15]

$$\mathcal{L}_{\text{classical}} = -\frac{1}{4}F_{\mu\nu}F^{\mu\nu} - J \cdot A - \frac{1}{2}(\partial\chi)^2 - \rho\chi, \quad (2.1)$$

where $F^{\mu\nu}$ is the field strength corresponding to the $U(1)$ gauge field A^μ , χ is the scalar field, and the sources corresponding to the test quark are given by

$$\rho = e_{\text{eff}}\sqrt{1-v^2}\delta^3(\mathbf{r}-\mathbf{r}_{\text{quark}}), \quad (2.2)$$

$$J^\mu = e_{\text{eff}}\frac{dr_{\text{quark}}^\mu}{dt}\delta^3(\mathbf{r}-\mathbf{r}_{\text{quark}}), \quad (2.3)$$

with r_{quark}^μ the trajectory of the test quark, $v = \dot{r}_{\text{quark}}^2$ the velocity of the test quark, and where it turns out that both effective couplings take on the same value

$$e_{\text{eff}}^2 = g^2\frac{N_c^2-1}{2N_c} \simeq \frac{1}{2}\lambda. \quad (2.4)$$

In classical electrodynamics, $\rho = 0$ and, in the source for the vector field J^μ , e_{eff} is just e . We shall take the trajectory of the test quark to be (1.1) throughout.

A. Solutions to the equations of motion and the angular distribution of power

Comprehensive analyses of the radiation coming from the gauge field can be found in classical electrodynamics textbooks (see for example [1]). However, because the case of scalar radiation is less well known and also for the sake of completeness, we present a brief analysis of the radiation for both fields. We shall linger in our discussion on those aspects which will also be of value in the analysis of our strong coupling results.

Choosing the Lorentz gauge $\partial \cdot A = 0$, the equations of motion for the fields read

$$-\partial^2 A^\mu = J^\mu, \quad -\partial^2 \chi = \rho. \quad (2.5)$$

These equations are solved by

$$A^\mu(t, \mathbf{r}) = \int d^4 r' G(t - t', \mathbf{r} - \mathbf{r}') J^\mu(t', \mathbf{r}'), \quad (2.6a)$$

$$\chi(t, \mathbf{r}) = \int d^4 r' G(t - t', \mathbf{r} - \mathbf{r}') \rho(t', \mathbf{r}'), \quad (2.6b)$$

where

$$G(t - t', \mathbf{r} - \mathbf{r}') = \frac{\theta(t - t')}{4\pi |\mathbf{r} - \mathbf{r}'|} \delta(t - t' - |\mathbf{r} - \mathbf{r}'|) \quad (2.7)$$

is the retarded Green's function of $-\partial^2$, and (t', \mathbf{r}') is the point of emission. After using delta functions to carry out the r'^μ integrations, we arrive at the expressions

$$A^\mu = \frac{e_{\text{eff}}}{4\pi r} \frac{1}{\Xi(t', \mathbf{r})} \left. \frac{dr_{\text{quark}}^\mu}{dt'} \right|_{t'=t_{\text{ret}}}, \quad (2.8a)$$

$$\chi = \frac{e_{\text{eff}}}{4\pi r} \frac{1}{\Xi(t', \mathbf{r})} \frac{1}{\gamma} \Big|_{t'=t_{\text{ret}}}, \quad (2.8b)$$

where

$$\Xi(t', \mathbf{r}) \equiv \frac{|\mathbf{r} - \mathbf{r}_{\text{quark}}(t')| - \mathbf{r} \cdot \dot{\mathbf{r}}_{\text{quark}}(t')}{r}, \quad (2.9)$$

$\gamma = 1/\sqrt{1 - v^2}$, $r = |\mathbf{r}|$, and the retarded time t_{ret} is the solution to

$$t - t_{\text{ret}} - |\mathbf{r} - \mathbf{r}_{\text{quark}}(t_{\text{ret}})| = 0. \quad (2.10)$$

$(t - t_{\text{ret}})$ is the light travel time between $\mathbf{r}_{\text{quark}}(t_{\text{ret}})$ and \mathbf{r} . Because the motion of the quark is periodic, $\mathbf{r}_{\text{quark}}(t_{\text{ret}})$ is a periodic function of its argument with period $2\pi/\omega_0$. Equation (2.10) then implies that if t is shifted by $2\pi/\omega_0$, t_{ret} shifts by the same amount so that $(t - t_{\text{ret}})$ is left unchanged. Because the motion of the quark is circular, Eq. (2.10) also implies that a change in the position of the quark corresponding to a shift in its azimuthal angle by $\delta\varphi$ is equivalent to a shift in both t and t_{ret} by $\delta\varphi/\omega_0$.

We now describe the qualitative behavior of the solutions (2.8). Figure 2 shows a pictorial representation of the solutions (2.8). As the quark moves along its circular trajectory, it emits radiation in the direction of its velocity in a narrow cone of angular width α . From the solutions (2.8) it can be shown that in the large γ limit α scales like $\alpha \sim 1/\gamma$ for both the scalar and vector radiation. The cone of radiation emitted at each time propagates outwards at the speed of light. At any one moment in time, the radiation emitted at all times in the past forms a spiral, as illustrated by the red spiral sketched in Fig. 2. Clearly, the radial width Δ of the spiral must go to zero as $\alpha \rightarrow 0$, namely, as $\gamma \rightarrow \infty$. As we illustrate in Fig. 3, in the large γ limit the radial width scales like $\Delta \sim 1/\gamma^3$. To understand the scaling of Δ , consider an observer at the point p in Fig. 3. As the quark moves along its trajectory, an observer at p will see a short pulse of radiation of duration $\Delta t \sim R_0\alpha/v$. The leading edge of the pulse will be emitted by the quark at time t_1 and the trailing edge will be emitted at time $t_2 = t_1 + R_0\alpha/v$. At time t_2 the radiation emitted at t_1 will have

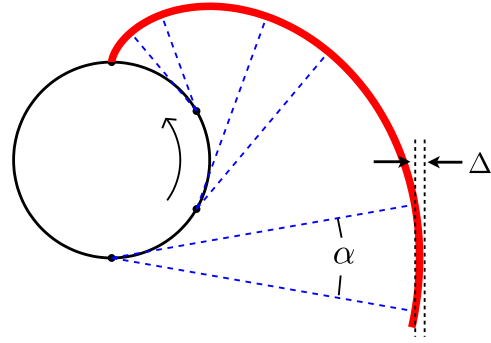


FIG. 2 (color online). A sketch of the solutions (2.8). As the quark moves along its circular trajectory, it emits radiation in a narrow cone of angular width $\alpha \sim 1/\gamma$ in the direction of its velocity vector. The diagram is a snapshot at the time when the quark is at the top of the circle. The thick solid curve shows where the radiation emitted at earlier times is located at the time of the snapshot. The width Δ of the spiral scales like $\Delta \sim 1/\gamma^3$, as explained in Fig. 3.

traveled a distance $R_0\alpha/v$ toward p . Moreover, the chordal distance between the two emission points is approximately $R_0\alpha$ when α is small. It therefore follows that the spatial thickness Δ of the pulse observed at p scales like

$$\Delta \sim (R_0\alpha/v - R_0\alpha) \sim R_0\alpha/\gamma^2 \sim R_0/\gamma^3. \quad (2.11)$$

We note that the fact that Δ and α scale with different powers of γ is a consequence of the fact that the radiation is emitted in the direction of the quark's velocity. If the

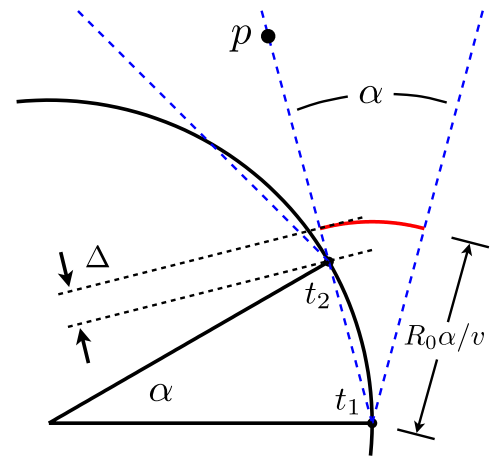


FIG. 3 (color online). A close-up illustration of the emission of radiation at 2 times t_1 and t_2 . The radiation is emitted in the direction of the quark's velocity vector, within a cone of angular width α . An observer at the point p is illuminated by a pulse of radiation of duration $\Delta t \sim R_0\alpha$ and of spatial thickness Δ . The leading edge of the pulse observed at p is emitted at t_1 and the trailing edge observed at p is emitted at t_2 . At time t_2 the radiation emitted at t_1 , denoted by the solid curve directly above the point t_2 , has traveled a distance $R_0\alpha/v$ toward p . The chordal distance between the two emission points is $R_0\alpha$ in the $\alpha \rightarrow 0$ limit. The width Δ is therefore $\Delta = R_0\alpha(1/v - 1)$.

radiation were emitted in any other direction, Δ and α would have the same γ scaling. Because we will reuse these arguments in the analysis of our strong coupling results, it is important to note that they are purely geometrical, relying only on the fact that the radiation travels at the speed of light and the fact that the outward going pulse of radiation propagates without broadening, maintaining the spiral shape whose origin we have illustrated.

In addition to determining how the pulse widths α and Δ are related, these geometrical considerations in fact specify the location of the spiral of radiation precisely. For a quark moving in a circle of radius R_0 in the (x, y) plane, at the time at which the quark is located at $(x, y) = (R_0, 0)$ the spiral of energy density radiated at all times in the past is centered on a curve in the $z = 0$ plane specified by

$$\begin{aligned} x &= R_0 \left[\cos \rho + \frac{\rho}{v} \sin \rho \right], \\ y &= R_0 \left[-\sin \rho + \frac{\rho}{v} \cos \rho \right], \end{aligned} \quad (2.12)$$

where ρ is a parameter running from 0 to ∞ . At large r , this spiral can equivalently be written

$$\varphi(r, t) = \frac{\pi}{2} + \omega_0 t - \frac{rv}{R_0} + \mathcal{O}(1/r) \quad (2.13)$$

in spherical coordinates, where we have also added the t dependence.

Recall that the γ scaling of Δ depended on the fact that the radiation is emitted tangentially, in the direction of the velocity vector of the quark. The same is true for the shape of the spiral. For example, if we repeat the geometrical analysis for a hypothetical case in which the quark emits a narrow cone of radiation in the \hat{r} direction, perpendicular to its direction of motion, the energy density would be centered on a different spiral specified by

$$x = R_0 \left[1 + \frac{\rho}{v} \right] \cos \rho, \quad y = -R_0 \left[1 + \frac{\rho}{v} \right] \sin \rho. \quad (2.14)$$

This spiral, including its t dependence, is given in spherical coordinates by

$$\varphi(r, t) = v + \omega_0 t - \frac{rv}{R_0}, \quad (2.15)$$

which differs from the correct spiral of Eqs. (2.12) and (2.13) by a phase shift at large r . If the quark emits radiation perpendicular to its direction of motion, a distant point p would be illuminated by light emitted when the quark was at the closest point on its circle to p , whereas for the correct spiral (2.12) the light seen at p was emitted one quarter of a period earlier but had travelled R_0 farther, leading to the phase shift of $(-\pi/2 + v)$. In the near zone, (2.14) differs from the correct spiral (2.12) in shape, not just by a phase shift.

In Sec. IV, we shall compare our results at strong coupling to those we have obtained in this section via geometrical arguments built upon the fact that the outward going pulse of radiation propagates without spreading.

We now analyze the far-zone behavior of the fields and compute the time-averaged angular distribution of power. In particular, we wish to compute the angular distribution of power radiated through the sphere at $r = \infty$ averaged over one cycle of the quark's motion. Denoting the energy flux by \mathbf{S} , the time-averaged angular distribution of power is given by

$$\frac{dP}{d\Omega} = \frac{\omega_0}{2\pi} \lim_{r \rightarrow \infty} r^2 \int_0^{2\pi/\omega_0} dt_{\text{ret}} \frac{\partial t}{\partial t_{\text{ret}}} \hat{r} \cdot \mathbf{S}, \quad (2.16)$$

where, from Eqs. (2.10) and (2.9),

$$\frac{\partial t}{\partial t_{\text{ret}}} = \frac{r\Xi}{t - t_{\text{ret}}}. \quad (2.17)$$

[Technically, the integration in Eq. (2.16) should run from $t_{\text{ret}} = c$ to $t_{\text{ret}} = c + 2\pi/\omega_0$ where $c \sim -r$. This is simply because in the far-zone limit the retarded time always scales like $t_{\text{ret}} \sim -r$. However, as the motion of the quark is periodic one can always shift the integration variable so that the integration runs from 0 to $2\pi/\omega_0$.]

For the simple case of scalar or electromagnetic fields, the computation of the energy flux directly from the fields is relatively simple. However, in the gravitational setting discussed below, the computation of the energy flux requires solving three differential equations whereas the computation of the energy density requires only solving one. Therefore, if possible, it is useful to extract the angular distribution of power from the energy density alone.

For a conformal theory at zero temperature the far-zone energy density and flux associated with a localized source must take the form

$$\mathcal{E}(t, \mathbf{r}) = \frac{\varepsilon(t_{\text{ret}}, \theta, \varphi)}{r^2}, \quad \mathbf{S}(t, \mathbf{r}) = \frac{s(t_{\text{ret}}, \theta, \varphi)}{r^2} \hat{r}, \quad (2.18)$$

up to $O(1/r^3)$ corrections. Moreover, using the continuity equation and the fact that $\partial t_{\text{ret}}/\partial t = -\partial t_{\text{ret}}/\partial r$ in the far zone, it is easy to see that we must have $\varepsilon = s$. In terms of ε , the time-averaged angular distribution of power reads

$$\frac{dP}{d\Omega} = \frac{\omega_0}{2\pi} \int_0^{2\pi/\omega_0} dt_{\text{ret}} \frac{\partial t}{\partial t_{\text{ret}}} \varepsilon. \quad (2.19)$$

We see from Eq. (2.19) that we can extract the angular distribution of the radiated power at infinity by analyzing the asymptotic behavior of the energy density.

The energy density associated with the vector field is $\mathcal{E}_{\text{vector}} = \frac{1}{2}(\mathbf{E}^2 + \mathbf{B}^2)$ where \mathbf{E} and \mathbf{B} are the electric and magnetic fields. The energy density associated with the scalar is $\mathcal{E}_{\text{scalar}} = \frac{1}{2}(\nabla\chi)^2$. Evaluating these quantities for the solutions (2.8) in the $r \rightarrow \infty$ limit yields

$$\mathcal{E}_{\text{vector}} = \frac{e_{\text{eff}}^2 v^2 \omega_0^2}{32\pi^2 r^2 \xi^6} [3 + 2v^2 + (1 - 2v^2) \cos 2\theta - 8v \sin \theta \sin(\varphi - \omega_0 t_{\text{ret}}) - 2\sin^2 \theta \cos(2(\varphi - \omega_0 t_{\text{ret}}))], \quad (2.20a)$$

$$\mathcal{E}_{\text{scalar}} = \frac{e_{\text{eff}}^2 v^2 \omega_0^2}{32\pi^2 \gamma^2 r^2 \xi^6} \sin^2 \theta \cos^2(\varphi - \omega_0 t_{\text{ret}}), \quad (2.20b)$$

up to subleading corrections proportional to $1/r^3$, where we have defined

$$\xi \equiv 1 - v \sin \theta \sin(\varphi - \omega_0 t_{\text{ret}}), \quad (2.21)$$

which is the $r \rightarrow \infty$ limit of Ξ :

$$\Xi = \xi + \mathcal{O}(1/r). \quad (2.22)$$

Note that the energy densities (2.20) are proportional to $1/\xi^6$ and therefore have maxima in the $\theta = \pi/2$ plane where ξ has minima; at large r , these occur on the spiral (2.13).

Noting from (2.10) that $(t - t_{\text{ret}}) \sim r$ in the $r \rightarrow \infty$ limit, we see from (2.17) and (2.22) that $\partial t / \partial t_{\text{ret}} = \xi$ in the $r \rightarrow \infty$ limit. We can now evaluate the expression (2.19) for the time-averaged angular distribution of power, yielding

$$\frac{dP_{\text{vector}}}{d\Omega} = \frac{v^2 \gamma^3 \omega_0^2 e_{\text{eff}}^2}{128\pi^2} \times \frac{(7\gamma^2 - 3)\sin^4 \theta + 3\gamma^4 \sin^2(2\theta) + 8\gamma^4 \cos^4 \theta}{(\gamma^2 \cos^2 \theta + \sin^2 \theta)^{7/2}}, \quad (2.23a)$$

$$\frac{dP_{\text{scalar}}}{d\Omega} = \frac{v^2 \gamma^3 \omega_0^2 e_{\text{eff}}^2}{512\pi^2} \frac{\sin^2 \theta [9\gamma^2 - 1 - v^2 \gamma^2 \cos(2\theta)]}{(\gamma^2 \cos^2 \theta + \sin^2 \theta)^{7/2}}. \quad (2.23b)$$

Equations (2.23) show that the power radiated in vectors and in scalars are both focused about $\theta = \pi/2$ with a characteristic angular width $\delta\theta \propto 1/\gamma$. We shall plot the sum $dP_{\text{vector}}/d\Omega + dP_{\text{scalar}}/d\Omega$ in Sec. IV, where we compare this weak coupling result to that obtained at strong coupling.

Integrating Eqs. (2.23) over all solid angles we find the power radiated in vectors and scalars

$$P_{\text{vector}} = \frac{2}{3} \frac{e_{\text{eff}}^2}{4\pi} a^2, \quad (2.24a)$$

$$P_{\text{scalar}} = \frac{1}{6} \frac{e_{\text{eff}}^2}{4\pi} a^2, \quad (2.24b)$$

where $a = v\omega_0/(1 - v^2)$ is the proper acceleration of the test quark. With $e_{\text{eff}} = e$, Eq. (2.24a) becomes the well-known Larmor formula for the power radiated by an accelerated charge in classical electrodynamics. Evidently, at weak coupling 4 times as much energy is radiated into the vector mode as the scalar mode. We now see that

Mikhailov's strong coupling result (1.2) is equivalent to the result for weakly coupled $\mathcal{N} = 4$ SYM theory upon making the substitution

$$\sqrt{\lambda} \leftrightarrow \frac{5}{12} e_{\text{eff}}^2, \quad (2.25)$$

with the difference between this result and (1.6)—which was obtained by comparing the strong coupling $\mathcal{N} = 4$ SYM result to classical electrodynamics—coming from the fact that in weakly coupled $\mathcal{N} = 4$ SYM theory the rotating test quark radiates scalars as well as vectors.

III. GRAVITATIONAL DESCRIPTION AND STRONG COUPLING CALCULATION

Gauge/gravity duality [2] provides a description of the (strongly coupled; quantum mechanical) vacuum of $\mathcal{N} = 4$ SYM theory in $N_c \rightarrow \infty$ and $\lambda \rightarrow \infty$ limit in terms of classical gravity in the $\text{AdS}_5 \times S_5$ spacetime. As we discussed in Sec. I, generalizing from $\mathcal{N} = 4$ SYM to any other conformal quantum field theory that has a classical gravity dual involves replacing the S_5 by some other compact five-dimensional space. In what follows, we shall never need to specify this five-dimensional space, meaning that all our strong coupling results will be valid for any large- N_c conformal field theories with gravitational duals.

The metric of the AdS_5 spacetime is

$$ds^2 = \frac{L^2}{u^2} \left[-f dt^2 + dr^2 + \frac{du^2}{f} \right], \quad (3.1)$$

where L is the AdS_5 curvature radius, u is the (inverse) AdS_5 radial coordinate with the boundary at $u = 0$, and $f = 1$. (We have kept the factor of f in the metric in order to generalize some of our calculations to nonzero temperature, where

$$f = 1 - \frac{u^4}{u_h^4}, \quad (3.2)$$

with $u_h = 1/(\pi T)$ and T the temperature of the field theory state.) A single test quark in the fundamental representation in the field theory corresponds in the gravitational description to an open string with one endpoint attached to the boundary at $u = 0$. Taking the $N_c \rightarrow \infty$ and $\lambda \rightarrow \infty$ limits eliminates fluctuations of the string and makes the probability for loops to break off the string vanish. Upon taking these limits, the string is therefore a classical object. The presence of the classical string hanging “down” into the five-dimensional bulk geometry perturbs that geometry via Einstein's equations, and the behavior of the metric perturbation near the boundary encodes the change in the boundary stress tensor. This is illustrated in Fig. 1, and in this section we shall turn this cartoon into calculation.

A. The rotating string

We begin by describing the rotating string. The metric perturbations that this string creates are small in the large N_c limit, small enough that we can neglect their back reaction on the shape of the string itself. We can therefore begin by finding the shape of the rotating string in AdS₅, in the absence of any metric perturbations. The dynamics of classical strings are governed by the Nambu-Goto action

$$S_{\text{NG}} = -T_0 \int d\tau d\sigma \sqrt{-g}, \quad (3.3)$$

where $T_0 = \sqrt{\lambda}/2\pi L^2$ is the string tension, σ and τ are the coordinates on the world sheet of the string, and $g = \det g_{ab}$ where g_{ab} is the induced world sheet metric. The string profile is determined by a set of embedding functions $X^M(\tau, \sigma)$ that specify where in the spacetime described by the metric G_{MN} the point (τ, σ) on the string world sheet is located. The induced world sheet metric is given in terms of these functions by

$$g_{ab} = \partial_a X \cdot \partial_b X, \quad (3.4)$$

where a and b each run over (τ, σ) . For the determinant we obtain

$$-g = (\partial_\tau X \cdot \partial_\sigma X)^2 - (\partial_\tau X)^2 (\partial_\sigma X)^2. \quad (3.5)$$

We choose world sheet coordinates $\tau = t$ and $\sigma = u$. As we are interested in quarks which rotate at constant frequency ω_0 about the \hat{z} axis, we parametrize the string embedding functions via

$$X^M(t, u) = (t, \mathbf{r}_s(t, u), u), \quad (3.6)$$

where in spherical coordinates $\{r, \theta, \varphi\}$ the three-vector \mathbf{r}_s is given by

$$\mathbf{r}_s(t, u) \equiv \left(R(u), \frac{\pi}{2}, \phi(u) + \omega_0 t \right). \quad (3.7)$$

The function $\phi(u)$ describes how the purple string in Fig. 1 winds in azimuthal angle as a function of “depth” in the AdS₅ radial direction, whose coordinate is u . The function $R(u)$ describes how the string in Fig. 1 spreads outward as a function of depth. Because we are describing a situation in which the test quark at the boundary has been rotating on its circle for all time, the purple string in Fig. 1 is rotating at all depths with the same angular frequency ω_0 , meaning that the two functions $R(u)$ and $\phi(u)$ in the parametrization (3.7) fully specify the shape of the rotating string at all times. With this parameterization, the Nambu-Goto action reads

$$S_{\text{NG}} = -\frac{\sqrt{\lambda}}{2\pi} \int dt du \mathcal{L}, \quad (3.8)$$

where

$$\mathcal{L} = \frac{\sqrt{(1 - \omega_0^2 R^2)(1 + R'^2) + R^2 \phi'^2}}{u^2}. \quad (3.9)$$

To determine the shape of the string in Fig. 1, we must extremize (3.8).

The equations of motion for $\phi(u)$ and $R(u)$ follow from extremizing the Nambu-Goto action (3.8). One constant of motion can be obtained by noting that the action is independent of $\phi(u)$. This implies that

$$\Pi \equiv -\frac{\partial \mathcal{L}}{\partial \phi'} \quad (3.10)$$

is constant. Here and throughout, by $'$ we mean $\partial/\partial u$. The minus sign on the right-hand side of (3.10) is there in order to make Π positive for positive ω_0 . In terms of Π , the equation of motion for $\phi'(u)$ reads

$$\phi'^2 = \frac{u^4 \Pi^2 (1 - \omega_0^2 R^2)(1 + R'^2)}{R^2 (R^2 - u^4 \Pi^2)}. \quad (3.11)$$

The equation of motion for $R(u)$ is given by

$$\frac{\partial \mathcal{L}}{\partial R} - \frac{\partial}{\partial u} \frac{\partial \mathcal{L}}{\partial R'} = 0. \quad (3.12)$$

Taking the above partial derivatives of \mathcal{L} and then eliminating ϕ derivatives via Eq. (3.11), we obtain the following equation of motion:

$$R'' + \frac{R(u + 2RR')(1 + R'^2)}{u(u^4 \Pi^2 - R^2)} + \frac{1 + R'^2}{R(1 - \omega_0^2 R^2)} = 0. \quad (3.13)$$

As a second order differential equation, one might expect that Eq. (3.13) requires two initial conditions for the specification of a unique solution. However, it was shown in Ref. [19] that this is not the case—together, Eqs. (3.11) and (3.13) imply that all required initial data for (3.13) is fixed in terms of Π and ω_0 . To see how this comes about note that Eq. (3.13) is singular when $1 - \omega_0^2 R^2 = 0$ or when $R^2 - u^4 \Pi^2 = 0$. In order to maintain the positivity of the right-hand side of Eq. (3.11), $1 - \omega_0^2 R^2$ and $R^2 - u^4 \Pi^2$ must vanish at the same point. This happens where

$$u = u_c \equiv \frac{1}{\sqrt{\Pi \omega_0}}, \quad R = R_c \equiv \frac{1}{\omega_0}. \quad (3.14)$$

We can then solve (3.13) in the vicinity of $u = u_c$ by expanding $R(u)$ as

$$R(u) = R_c + R'_c(u - u_c) + \frac{1}{2}R''_c(u - u_c)^2 + \dots, \quad (3.15)$$

where $R_c^{(n)} \equiv \partial_u^n R|_{u=u_c}$. The second and third terms in (3.13) are divergent at $u = u_c$ while the R'' term is finite there. This means that when we substitute (3.15) into (3.13) and collect powers of $(u - u_c)$, we obtain an equation for R'_c that does not involve R''_c , meaning that the equation of motion itself determines R'_c . A short calculation yields

$$R'_c = \frac{1}{2} \left[\sqrt{\frac{\omega_0}{\Pi} + 4} - \sqrt{\frac{\omega_0}{\Pi}} \right]. \quad (3.16)$$

Therefore, both R_c and R'_c are determined by ω_0 and Π and consequently, for given ω_0 and Π there is only one solution to Eq. (3.13). From the perspective of the boundary field theory this had to happen: for a given angular frequency ω_0 , the radiation produced by the rotating quark can only depend on the radius R_0 of the quark's trajectory (which as we will see below can be related to Π).

With the above point in mind, the unique solution to Eq. (3.13) is given by²

$$R(u) = \sqrt{v^2 \gamma^2 u^2 + R_0^2}, \quad (3.17)$$

where $v = R_0 \omega_0$ is the velocity of the quark and $\gamma = 1/\sqrt{1 - v^2}$. The velocity of the quark is related to Π via

$$\Pi = v^2 \gamma^4 \omega_0. \quad (3.18)$$

With $R(u)$ given by (3.17), it is easy to integrate Eq. (3.11). Taking the negative root of Eq. (3.11) so that the string trails its $u = 0$ endpoint, we find

$$\phi(u) = -u\gamma\omega_0 + \arctan(u\gamma\omega_0) \quad (3.19)$$

and thus

$$\varphi(t, u) = \omega_0(t - \gamma u) + \arctan(u\gamma\omega_0). \quad (3.20)$$

We thus have an analytic description of the shape of the rotating string.

We can obtain the profile of the rotating string projected onto the plane at the boundary by using (3.17) to eliminate u from (3.20), yielding

$$\varphi(t, r) = \omega_0 t - \sqrt{\frac{r^2}{R_0^2} - 1} + \arctan\left(\sqrt{\frac{r^2}{R_0^2} - 1}\right). \quad (3.21)$$

In the limit of $r \gg R_0$, we have

$$\varphi(t, r) = \omega_0 t + \frac{\pi}{2} - \frac{r}{R_0} + \mathcal{O}(1/r). \quad (3.22)$$

²One way to derive the solution (3.17) is simply to solve Eq. (3.13) with the series expansion (3.16) and recognize the resulting series as that of (3.17).

Equation (3.22) describes a spiral whose neighboring circles (at fixed t) are separated by $2\pi R_0$. Note that the curve (3.22) is the same spiral as (2.13) when the velocity of the quark $v \rightarrow 1$. Indeed, it can also be shown that at all radii (3.21) is the same spiral as (2.12) with $v = 1$. We conclude that for $v \rightarrow 1$ the rotating string hanging down into the AdS₅ geometry is lined up precisely below the spiral in the boundary energy density in the limit of weak coupling and, as we shall see below, in the limit of strong coupling.³ At velocities less than 1, the shape of the rotating string is not related to the shape of the spiral of energy density, at least not directly by projection. This is perhaps not surprising, as it is only in the $v \rightarrow 1$ limit that the widths (in radius, azimuthal angle, and polar angle) of the spiral of radiation emitted by the rotating quark all go to zero and the radiation becomes localized on the spiral (2.12). For $v < 1$, the spiral of radiation is broadened and its location as a one-dimensional curve is no longer uniquely defined. In the $v \rightarrow 1$ limit, however, the spiral of radiation and the spiral of the string in the bulk are both one-dimensional curves, and there must be some relation between these curves—a relation that turns out to be simple projection.

The shape of the rotating string determines the total power radiated, as we now explain. The string has an energy density π_0^0 and energy flux π_0^1 , where

$$\pi_M^a \equiv \frac{\delta S_{\text{NG}}}{\delta(\partial_a X^M)}, \quad (3.23)$$

with S_{NG} given in (3.3), which satisfy

$$\partial_t \pi_0^0 + \partial_u \pi_0^1 = 0. \quad (3.24)$$

This is simply the statement of energy conservation on the string world sheet. The energy flux down the rotating string is given by

$$-\pi_0^1 = \frac{\sqrt{\lambda}}{2\pi} \omega_0 \Pi = \frac{\sqrt{\lambda}}{2\pi} \frac{1}{u_c^2} = \frac{\sqrt{\lambda}}{2\pi} a^2, \quad (3.25)$$

where we have used (3.18) and where $a = v\omega_0\gamma^2$ is the proper acceleration of the test quark, and where the minus sign comes from our choice of parametrization of the world sheet with a coordinate u that increases downward, away from the boundary. The energy flux down the string is the

³This identification suggests interesting possibilities at non-zero temperature. Whereas at $T = 0$ the rotating string has a profile $R(u)$ such that it extends out to infinite r , when $T \neq 0$ the rotating string only extends out to some finite maximum radius r_{max} that depends on ω_0 and v [19]. The fact that at zero temperature we can identify the spiral of the rotating string with the spiral of energy density in the boundary quantum field theory suggests that, at least at $v \rightarrow 1$, the maximum radius out to which the rotating string reaches may be some length scale related to how far the beam of synchrotron radiation can travel through the hot strongly coupled plasma before it thermalizes. Interestingly, if one takes the $v \rightarrow 1$ at fixed R_0 , one finds $r_{\text{max}} \rightarrow \infty$ [19].

energy that must be supplied by the external agent which moves the test quark in a circle; by energy conservation, therefore, it is the same as the total power radiated by the quark.⁴ Thus far, we have reproduced Mikhailov's result (1.2) via a calculation along the lines of Ref. [19]—but with the advantage that we have been able to find analytic expressions for $R(u)$ and $\phi(u)$, which will be a significant help below.

We close this subsection by commenting on an aspect of the physics of the rotating string that we shall not pursue in detail. As pointed out earlier, there is a special value of u , $u = u_c$ where we should specify the initial condition needed to solve the equations of motion that determine the shape of the rotating string. u_c has a more physical interpretation: it is the depth at which the local velocity of the rotating string, $\omega_0 R(u_c)$, becomes equal to the speed of light in the five-dimensional spacetime. This has a simple interpretation from the point of view of the string world sheet. It can be verified that the induced metric on the string world sheet g_{ab} has an event horizon at $u = u_c$. Thus disturbances on the string become causally disconnected across u_c . [This suggests that in the boundary field theory the regime $r \gg R(u_c) = R_0/v$ can be thought of as the far field region, while $r \lesssim R_0/v$ can be thought of as the near field region.] Even though the AdS₅ spacetime with metric G_{MN} has zero temperature, the world sheet metric is that of a (1 + 1)-dimensional Schwarzschild black hole whose horizon is at $u = u_c$ and whose Hawking temperature is given by

$$T_{\text{ws}} = \frac{1}{2\pi\gamma u_c} = \frac{1}{\gamma} T_{\text{Unruh}}, \quad (3.29)$$

where $T_{\text{Unruh}} = \frac{a}{2\pi}$ is the Unruh temperature for an accelerated particle with proper acceleration a . As it radiates, the rotating test quark should experience small kicks which

⁴The energy loss rate (3.25) can also be derived from the energy density along the string

$$-\pi_0^0 = \frac{\sqrt{\lambda}}{2\pi} \frac{\gamma}{u^2} (1 + \Pi \omega_0 u^2), \quad (3.26)$$

as follows. For $u \gg u_c$, this energy density approaches the constant

$$-\pi_0^0 \approx \frac{\sqrt{\lambda}}{2\pi} \gamma \Pi \omega_0. \quad (3.27)$$

Now, consider the total energy along a segment of the string whose extent in u is δu , which we shall denote by $\delta E = -\pi_0^0 \delta u$. The rotating quark can be thought of as “producing this much new string” in a time δt that, from (3.20), is given by $\delta t = \frac{\delta u}{\gamma}$. One should then identify δE with the energy pumped into the system during δt . Equating $\delta E = \frac{dE}{dt} \delta t = P \delta t$ we thus find that

$$P = \frac{1}{\gamma} \pi_0^0 = \frac{\sqrt{\lambda}}{2\pi} \Pi \omega_0. \quad (3.28)$$

would lead to Brownian motion in coordinate space if the quark had finite mass. At strong coupling such fluctuations can be found from small fluctuations of the world sheet fields $X^M(t, u)$ in the world sheet black hole geometry. The thermal nature of the world sheet metric indicates that such Brownian motion can be described as if due to the presence of a thermal medium with a temperature given by (3.29).

B. Gravitational perturbation setup

In the limit $N_c \rightarrow \infty$, the five-dimensional gravitational constant is parametrically small and consequently the presence of the string acts as a small perturbation on the geometry. To obtain leading order results in $1/N_c$ we write the full metric as

$$G_{MN} = G_{MN}^{(0)} + h_{MN}, \quad (3.30)$$

where $G_{MN}^{(0)}$ is the unperturbed metric (3.1), and linearize the resulting Einstein equations in the perturbation h_{MN} . This results in the linearized equation of motion

$$-D^2 h_{MN} + 2D^P D_{(M} h_{N)P} - D_M D_N h + \frac{8}{L^2} h_{MN} + \left(D^2 h - D^P D^Q h_{PQ} - \frac{4}{L^2} h \right) G_{MN}^{(0)} = 2\kappa_5^2 t_{MN}, \quad (3.31)$$

where $h \equiv h^M_M$, D_M is the covariant derivative under the background metric (3.1), κ_5^2 is the five-dimensional gravitational constant and t_{MN} is the five-dimensional stress tensor of the string. In $\mathcal{N} = 4$ SYM theory, $\kappa_5^2 = 4\pi^2 L^3 / N_c^2$, but this relation would be different in other strongly coupled conformal field theories with dual gravitational descriptions. We shall see that κ_5^2 does not appear in any of our results.

According to the gauge/gravity dictionary, the on-shell gravitational action

$$S_G = \frac{1}{2\kappa_5^2} \int d^5x \sqrt{-G} \left(\mathcal{R} + \frac{12}{L^2} \right) + S_{\text{GH}} \quad (3.32)$$

is the generating functional for the boundary stress tensor [17,18]. Here, G is the determinant of G_{MN} , \mathcal{R} is its Ricci scalar, and S_{GH} is the Gibbons-Hawking boundary term [27], discussed and evaluated in the present context in Ref. [25]. The five-dimensional metric G_{MN} induces a four-dimensional metric $g_{\mu\nu}$ on the boundary of the five-dimensional geometry. The boundary metric is related to the bulk metric by

$$g_{\mu\nu}(x) \equiv \lim_{u \rightarrow 0} \frac{u^2}{L^2} G_{\mu\nu}(x, u). \quad (3.33)$$

Because $G_{MN} \propto 1/u^2$, the rescaling by u^2 in (3.33) yields a boundary metric that is regular at $u = 0$. The boundary stress tensor is then given by [17]

$$T^{\mu\nu}(x) = \frac{2}{\sqrt{-g}} \frac{\delta S_G}{\delta g_{\mu\nu}(x)}, \quad (3.34)$$

with g denoting the determinant of $g_{\mu\nu}$. We see that in order to compute the boundary stress tensor, one needs to find the string profile dual to the rotating quark and compute its $5d$ stress tensor t_{MN} . One then solves the linearized Einstein Eqs. (3.31) in the presence of the string source and then extracts the boundary stress tensor from the variation of the on-shell gravitational action, as in (3.34). The κ_5^2 dependence drops out because $S_G \propto 1/\kappa_5^2$, while we see from (3.31) that the perturbation to the metric is proportional to κ_5^2 .

We determined the string profile in Sec. III A. From this, we may now compute the five-dimensional string stress tensor, which is what we need in order to determine the metric perturbation due to the string. In general,

$$t^{MN} = -\frac{T_0}{\sqrt{-G}} \sqrt{-g} g^{ab} \partial_a X^M \partial_b X^N \delta^3(\mathbf{r} - \mathbf{r}_s). \quad (3.35)$$

For the rotating string given by (3.6) and (3.7) with (3.17) and (3.19), this reduces to

$$t_{MN} = \frac{\sqrt{\lambda}}{2\pi u L \sqrt{-g}} \delta^3(\mathbf{r} - \mathbf{r}_s) \times \begin{pmatrix} R'^2 + R^2 s^2 \phi'^2 + 1 & R^2 s^2 \omega_0 R' \phi' & 0 & -R^2 s^2 \omega_0 (R'^2 + 1) & R^2 s^2 \omega_0 \phi' \\ R^2 s^2 \omega_0 R' \phi' & R'^2 (R^2 s^2 \omega_0^2 - 1) & 0 & -R^2 s^2 R' \phi' & R' (R^2 s^2 \omega_0^2 - 1) \\ 0 & 0 & 0 & 0 & 0 \\ -R^2 s^2 \omega_0 (R'^2 + 1) & -R^2 s^2 R' \phi' & 0 & R^4 s^4 (\omega_0^2 R'^2 + \omega_0^2 - \phi'^2) & -R^2 s^2 \phi' \\ R^2 s^2 \omega_0 \phi' & R' (R^2 s^2 \omega_0^2 - 1) & 0 & -R^2 s^2 \phi' & R^2 s^2 \omega_0^2 - 1 \end{pmatrix}, \quad (3.36)$$

where the components are in spherical coordinates, with the rows and columns ordered $(t, r, \theta, \varphi, u)$, and where $s \equiv \sin\theta$.

C. Gauge invariants and the boundary energy density

Given the string stress tensor (3.36), one can solve the linearized Einstein Eqs. (3.31). However, doing this in its full glory is more work than is necessary. The metric perturbation h_{MN} contains 15 degrees of freedom which couple to each other via the linearized Einstein equations. This should be contrasted with the $4d$ boundary stress tensor, which is traceless and conserved and thus contains five independent degrees of freedom. Therefore, not all of the degrees of freedom contained in h_{MN} are physical. The linearized Einstein equations are invariant under infinitesimal coordinate transformations $X^M \rightarrow X^M + \xi^M$ where ξ^M is an arbitrary infinitesimal vector field. Under such transformations, the metric perturbation transforms as

$$h_{MN} \rightarrow h_{MN} - D_M \xi_N - D_N \xi_M, \quad (3.37)$$

where D_M is the covariant derivative under the background metric $G_{MN}^{(0)}$. The physical information contained in h_{MN} must be gauge invariant. This requirement restricts the number of physical degrees of freedom in h_{MN} to five,⁵ matching that of the boundary stress tensor.

⁵Five degrees of freedom in h_{MN} can be eliminated by exploiting the gauge freedom to set $h_{5M} = 0$ for all M , reducing the number of degrees of freedom in h_{MN} to ten. However, just as in electromagnetism, this does not completely fix the gauge. There exists a residual gauge freedom which allows one to eliminate five more components of h_{MN} on any $u = \text{const}$ slice.

Just as in electromagnetism where gauge invariant quantities (e.g. electric and magnetic fields) can be constructed from a gauge field, it is possible to construct gauge invariant quantities out of linear combinations of h_{MN} and its derivatives. The utility of doing this lies in the fact that the equations of motion for gauge invariants do not carry any of the superfluous gauge variant information contained in the full linearized Einstein equations and thus can be simpler to work with. Indeed, as demonstrated in Refs. [23,25,28], the equations of motion for gauge invariants can be completely decoupled from each other.

As the background geometry is translationally invariant, it is useful to introduce a four-dimensional spacetime Fourier transform and work with mode amplitudes $h_{MN}(u; \omega, \mathbf{q})$. Useful gauge invariants can then be constructed out of linear combinations of $h_{MN}(u; \omega, \mathbf{q})$ and its radial derivatives and classified according to their behavior under rotations about the $\hat{\mathbf{q}}$ axis. As h_{MN} is a spin two field, there exists one independent helicity zero combination and a pair each of independent helicity one and two combinations.⁶

For utility in future work, we shall give an expression for the gauge invariant quantity that is valid at zero or nonzero temperature, even though in this paper we shall only use it at $T = 0$. At nonzero T , the warp factor f appearing in the metric (3.1) is given by (3.2). When we later want to recover $T = 0$, we will simply set $f = 1$.

⁶There exist many different helicity zero, one and two gauge invariant combinations of h_{MN} , but only five are independent. Different gauge invariants of the same helicity are related to each other by the linearized Einstein equations.

We define $H_{MN} \equiv \frac{u^2}{L^2} h_{MN}$ and

$$\begin{aligned} Z \equiv & \frac{4f}{\omega} q^i H'_{0i} - \frac{4f'}{\omega} q^i H_{0i} - \frac{2f'}{q^2} q^i q^j H_{ij} + 4if q^i H_{i5} \\ & - \frac{(2uq^2 - f')}{q^2} (q^2 \delta^{ij} - q^i q^j) H_{ij} + \frac{4q^2 f}{i\omega} H_{05} \\ & - \frac{8\kappa_5^2 f}{i\omega} t_{05}, \end{aligned} \quad (3.38)$$

where the zeroth and fifth coordinates are t and u respectively and where i and j run over the three spatial coordinates. The quantity Z clearly transforms as a scalar under rotations. With some effort, one can show that Z is invariant under the infinitesimal gauge transformations (3.37). Z is therefore a suitable gauge invariant quantity for our purposes.

The dynamics of Z are governed by the linearized Einstein Eqs. (3.31). Using the linearized Einstein equations, it is straightforward but tedious to show that Z satisfies the equation of motion

$$Z'' + AZ' + BZ = S, \quad (3.39)$$

where

$$A \equiv -\frac{24 + 4q^2 u^2 + 6f + q^2 u^2 f - 30f^2}{uf(u^2 q^2 + 6 - 6f)}, \quad (3.40)$$

$$B \equiv \frac{\omega^2}{f^2} + \frac{q^2 u^2 (14 - 5f - q^2 u^2) + 18(4 - f - 3f^2)}{u^2 f (q^2 u^2 + 6 - 6f)}, \quad (3.41)$$

$$\begin{aligned} \frac{S}{\kappa_5^2} \equiv & \frac{8}{f} t'_{00} + \frac{4(q^2 u^2 + 6 - 6f)}{3uq^2 f} (q^2 \delta^{ij} - 3q^i q^j) t_{ij} \\ & + \frac{8i\omega}{f} t_{05} + \frac{8u[q^2(q^2 u^2 + 6) - f(12q^2 - 9f'')]}{3f^2(q^2 u^2 - 6f + 6)} t_{00} \\ & - \frac{8q^2 u}{3} t_{55} - 8iq^i t_{i5}. \end{aligned} \quad (3.42)$$

The connection between Z and the energy density may be found by considering the behavior of Z and H_{MN} near the boundary. Choosing for convenience the gauge $H_{5M} = 0$, one can solve the linearized Einstein Eqs. (3.31) with a power series expansion about $u = 0$ in order to ascertain the asymptotic behavior of the metric perturbation. Setting the boundary value of $H_{\mu\nu}$ to vanish so the boundary geometry is flat and considering sources t_{MN} corresponding to strings ending at $u = 0$, one finds an expansion of the form [25,29]

$$H_{\mu\nu}(u) = H_{\mu\nu}^{(3)} u^3 + H_{\mu\nu}^{(4)} u^4 + \dots \quad (3.43)$$

In the gauge $H_{5M} = 0$ the variation of the gravitational action (3.34) relates the asymptotic behavior of $H_{\mu\nu}$ to the perturbation in the boundary energy density via [17]

$$\mathcal{E} = \frac{2L^3}{\kappa_5^2} H_{00}^{(4)}. \quad (3.44)$$

The coefficient $H_{00}^{(4)}$ can in turn be related to the asymptotic behavior of Z by substituting the expansion (3.43) into Eq. (3.38). In doing so one finds that Z has the asymptotic form

$$Z(u) = Z_{(2)} u^2 + Z_{(3)} u^3 + \dots, \quad (3.45)$$

and that

$$H_{00}^{(4)} = -\frac{1}{16} Z_{(3)}. \quad (3.46)$$

We therefore see that the energy density is given by

$$\mathcal{E} = -\frac{L^3}{8\kappa_5^2} Z_{(3)}. \quad (3.47)$$

The coefficient $Z_{(2)}$ in the expansion (3.45), which has delta function support at the location of the quark, gives the divergent stress of the infinitely massive test quark. It is therefore not of interest to us. We now see explicitly that, as we argued above, in order to obtain the energy density in the boundary quantum field theory the only aspect of the metric perturbation that we need to compute is Z , and furthermore that all we need to know are the coefficients in the expansion of Z about $u = 0$.

D. The solution to the bulk-to-boundary problem and the boundary energy density

Although we have defined Z at nonzero temperature, henceforth as we determine Z we return to $T = 0$, meaning $f = 1$. At zero temperature the coefficients A and B appearing in (3.39) are given by

$$A = -\frac{5}{u}, \quad (3.48)$$

$$B = \omega^2 - q^2 + \frac{9}{u^2}, \quad (3.49)$$

and the general solution to (3.39) may be written

$$\begin{aligned} Z(u) = & -u^3 I_0(uQ) \left[\int_u^\infty du' \frac{K_0(u'Q)}{u'^2} S(u') + \alpha \right] \\ & - u^3 K_0(uQ) \lim_{\epsilon \rightarrow 0} \left[\int_\epsilon^u du' \frac{I_0(u'Q)}{u'^2} S(u') + \beta \right], \end{aligned} \quad (3.50)$$

where $Q \equiv \sqrt{q^2 - \omega^2}$, I_0 and K_0 are modified Bessel functions, and α and β are constants of integration.

The constants of integration are fixed by requiring that $Z(u)$ satisfy appropriate boundary conditions. As $I_0(uQ)$ diverges as $u \rightarrow \infty$, regularity at $u = \infty$ requires $\alpha = 0$. The constant β is fixed by the requirement that the $\epsilon \rightarrow 0$ limit exists (so all points on the string contribute to the induced gravitational disturbance) and that no logarithms

appear in the expansion of $Z(u)$ near $u = 0$. This last condition is equivalent to the boundary condition that the metric perturbation H_{MN} vanish at $u = 0$ so the boundary geometry is flat and unperturbed. For strings which end at $u = 0$, we have

$$S(u) = s_0 + \mathcal{O}(u^2), \quad (3.51)$$

where

$$s_0 = 8\kappa_5^2 \lim_{u \rightarrow 0} u^2 \partial_u \left(\frac{t_{00}}{u^2} \right) = -8\kappa_5^2 \lim_{u \rightarrow 0} \frac{t_{00}}{u}, \quad (3.52)$$

where we have used the fact that $t_{00} \propto u$ at small u . Furthermore, the Bessel functions have the asymptotic expansions

$$I_0(uQ) = 1 + \mathcal{O}(u^2), \quad (3.53)$$

$$K_0(uQ) = -\gamma_E - \log\left(\frac{1}{2}uQ\right) + \mathcal{O}(u^2), \quad (3.54)$$

where γ_E is Euler's constant. Substituting these expansions into the second integral in (3.50), we find

$$\int_{\epsilon}^{\infty} du' \frac{I_0(u'Q)}{u'^2} S(u') = \frac{s_0}{\epsilon} + \mathcal{O}(1). \quad (3.55)$$

Therefore, in order for the $\epsilon \rightarrow 0$ limit to exist we must have

$$\beta = -\frac{s_0}{\epsilon}. \quad (3.56)$$

As one may readily verify, this value of β also eliminates all logarithms appearing in the expansion of Z near the boundary.⁷

With constants of integration determined and with the asymptotic forms (3.51), (3.52), (3.53), and (3.54), it is easy to read off from (3.50) the asymptotic behavior of Z . In particular, we find

$$Z_{(3)} = \lim_{\epsilon \rightarrow 0} \left[\int_{\epsilon}^{\infty} du \mathcal{G}(u) S(u) - s_0 \left(\frac{1}{\epsilon} + \epsilon \mathcal{G}(\epsilon) \right) \right], \quad (3.57)$$

where

$$\mathcal{G} \equiv -\frac{K_0(u\sqrt{q^2 - \omega_0^2})}{u^2}, \quad (3.58)$$

is the *bulk-to-boundary* propagator.

At this point it is convenient to Fourier transform back to real space. At zero temperature the source (3.42) Fourier transforms to

⁷A deformation in the boundary geometry implies that logarithms will occur in the expansion of Z at order u^3 and beyond. The linearized Einstein equations relate all higher order log coefficients to that of the u^3 coefficient in a linear manner. Therefore, if the order u^3 coefficient vanishes all other coefficients vanish. As is easily seen from the asymptotic forms (3.51), (3.52), (3.53), and (3.54), the value of β given in (3.56) ensures the order u^3 logarithm coefficient vanishes.

$$\begin{aligned} \frac{S(t, \mathbf{x}, u)}{\kappa_5^2} &= 8u^2 \partial_u \left(\frac{t_{00}}{u^2} \right) - \frac{4u}{3} \nabla^2 (2t_{00} - 2t_{55} + t_{ii}) \\ &\quad + 4u \nabla_i \nabla_j t_{ij} - 8\partial_t t_{05} - 8\nabla_i t_{i5}, \end{aligned} \quad (3.59)$$

where sums over repeated spatial indices i and j are implied. To take the Fourier transform of the bulk-to-boundary propagator one must give a prescription for integrating around singularities at $\omega = q$. The relevant prescription comes from causality and requires analyticity in the upper half frequency plane. This requires sending $\omega \rightarrow \omega + i\epsilon$. With this prescription we have

$$\mathcal{G}(t, \mathbf{r}, u) = \frac{1}{\pi u^2} \theta(t) \delta'(-t^2 + \mathbf{r}^2 + u^2). \quad (3.60)$$

We therefore have

$$\begin{aligned} Z_{(3)}(t, \mathbf{r}) &= \lim_{\epsilon \rightarrow 0} \int d^4 r' \left[\int_{\epsilon}^{\infty} du \mathcal{G}(t - t', \mathbf{r} - \mathbf{r}', u) S(t', \mathbf{r}', u) \right. \\ &\quad \left. - \epsilon s_0(t', \mathbf{r}') \mathcal{G}(t', \mathbf{r} - \mathbf{r}', \epsilon) \right] - \frac{s_0(t, \mathbf{r})}{\epsilon}. \end{aligned} \quad (3.61)$$

When we use (3.59) to express $S(t', \mathbf{r}', u)$ we find that when the du integral of the first term in (3.59) is done by parts, the resulting boundary term cancels the ϵ -dependent bulk-to-boundary propagator in (3.61).

Upon assuming that the stress-energy tensor on the boundary does not have support at (t, \mathbf{r}) , i.e. that the observer is located away from the source, we can safely take the $\epsilon \rightarrow 0$ limit and obtain for the energy density

$$\begin{aligned} \mathcal{E}(t, \mathbf{r}) &= \frac{L^3}{\pi} \int d^4 r' \int_0^{\infty} du \theta(t - t') \left[(4ut_{00} - t_{M5} \nabla'_M \mathcal{W}) \right. \\ &\quad \times \frac{\delta''(\mathcal{W})}{u^2} + |\mathbf{r} - \mathbf{r}'|^2 (4t_{00} - 4t_{55} + 2t_{ii}) \\ &\quad \left. \times \frac{\delta'''(\mathcal{W})}{3u} - (t_{ij} \nabla'_i \mathcal{W} \nabla'_j \mathcal{W}) \frac{\delta'''(\mathcal{W})}{2u} \right], \end{aligned} \quad (3.62)$$

where

$$\mathcal{W} \equiv -(t - t')^2 + u^2 + |\mathbf{r} - \mathbf{r}'|^2 \quad (3.63)$$

and ∇'_M is the partial derivative with respect to $X'^M = \{t', \mathbf{r}', u\}$. We see that the κ_5^2 factors in (3.47) and (3.59) have cancelled, as expected. Because we have analytic expressions for the profile of the rotating string, it turns out that we can evaluate \mathcal{E} explicitly, in two stages. First, using (3.36) including its three-dimensional delta function, and using our expressions (3.17) and (3.19) for $R(u)$ and $\phi(u)$, we obtain

$$\mathcal{E}(t, \mathbf{x}) = \frac{\sqrt{\lambda}}{\pi^2} \int_0^{\infty} du \int_{-\infty}^t dt' [\mathcal{A} \delta''(\mathcal{W}_s) + \mathcal{B} \delta'''(\mathcal{W}_s)], \quad (3.64)$$

with

$$\begin{aligned}
\mathcal{A} &= \gamma(3 + v^2\gamma^3\omega_0^2u(-t' + t + u\gamma)) - v\gamma\omega_0r\sin\theta\cos\psi \\
&\quad + v^3\gamma^4\omega_0^2ur\sin\theta\sin\psi, \\
\mathcal{B} &= v^4\gamma^3u^2(1 - v^2\gamma^4\omega_0^2u^2) + \left(v^4\gamma^5\omega_0^2u^2 + \gamma + \frac{1}{3\gamma}\right) \\
&\quad \times |\mathbf{r} - \mathbf{r}_s(t', u)|^2 \\
&\quad - 2v^3\gamma^3\omega_0u^2(\cos\psi - v^2\gamma^3\omega_0u\sin\psi)r\sin\theta \\
&\quad - v^2\gamma(1 + v^2\gamma^4\omega_0^2u^2)r^2\sin^2\psi\sin^2\theta \\
&\quad + 2v^2\gamma^2\omega_0ur^2\cos\psi\sin\psi\sin^2\theta, \tag{3.65}
\end{aligned}$$

where $\psi = \varphi + \omega_0(\gamma u - t')$ and

$$\mathcal{W}_s \equiv -(t - t')^2 + u^2 + |\mathbf{r} - \mathbf{r}_s(t', u)|^2. \tag{3.66}$$

Next, the integral (3.64) can be carried out via the change of variables

$$\zeta = \frac{1}{2}(\gamma u + t' - t), \quad \nu = \frac{1}{2}(\gamma u - t' + t). \tag{3.67}$$

Since points with $-(t' - t) < \gamma u$ are causally disconnected from an observer on the boundary at time t , the argument of the δ functions in Eq. (3.64) is nonvanishing. This allows us to deform the domain of integration and the integral takes the generic form

$$\begin{aligned}
I_n &= \int_0^\infty du \int_{-\infty}^{t-\gamma u} dt' F_n(t', u) \delta^{(n)}(\mathcal{W}_s) \\
&= \frac{2}{\gamma} \int_0^\infty d\nu \int_{-\nu}^0 d\zeta \tilde{F}_n(\zeta, \nu) \delta^{(n)}(\mathcal{W}_s), \tag{3.68}
\end{aligned}$$

where $\tilde{F}_n(\zeta, \nu) = F_n(t'(\zeta, \nu), u(\zeta, \nu))$. Furthermore, the argument of the δ functions takes the form

$$\begin{aligned}
\mathcal{W}_s &= r^2 + R_0^2 + \zeta(4\nu - 2\nu r \sin\theta \sin(2\nu\omega_0 + \varphi - \omega_0 t)) \\
&\quad - 2rR_0\sin\theta[\nu\omega_0\sin(2\nu\omega_0 + \varphi - \omega_0 t) \\
&\quad + \cos(2\nu\omega_0 + \varphi - \omega_0 t)], \tag{3.69}
\end{aligned}$$

which is then linear in ζ and therefore allows us to evaluate I_n formally, obtaining

$$\begin{aligned}
I_n &= \frac{2}{\gamma} \int_{\nu_0}^\infty d\nu \frac{(-1)^n \partial_\zeta^n \tilde{F}_n(\zeta, \nu)}{(\partial_\zeta \mathcal{W})^{n+1}} \Big|_{\zeta=\zeta_0(\nu)} \\
&\quad + \frac{2}{\gamma} \int_0^\infty d\nu \sum_{l=1}^n \frac{(-1)^l}{(\partial_\zeta \mathcal{W})^l} \partial_\zeta^{l-1} \tilde{F}_n(\zeta, \nu) \Big|_{\zeta=-\nu} \\
&\quad \times \delta^{(n-l)}(\mathcal{W}_s(t' = t - 2\nu, u = 0)). \tag{3.70}
\end{aligned}$$

Here, $\zeta_0(\nu)$ is the unique zero of \mathcal{W}_s at a given ν and $\nu_0 = (t - t_{\text{ret}})/2$, but we will not describe in detail how these arise because the integrand in the first term in I_n vanishes: by direct inspection of $F_2 \equiv \mathcal{A}$ and $F_3 \equiv \mathcal{B}$ we find $\partial_\nu^2 \tilde{F}_2(\zeta, \nu) = 0$ and $\partial_\nu^3 \tilde{F}_3(\zeta, \nu) = 0$. Consequently, only the boundary terms in the second line of Eq. (3.70) contribute and we can perform the remaining integral using the δ function. Finally, we obtain

$$\begin{aligned}
\mathcal{E} &= \frac{\sqrt{\lambda}}{24\pi^2\gamma^4 r^6 \Xi^6} [-2r^2\Xi^2 + 4r\gamma^2\Xi(t_{\text{ret}} - t) \\
&\quad + (2\gamma^2 - 4r^2v^2\gamma^2\omega_0^2\sin^2\theta + 3r^2\gamma^4\omega_0^2\Xi^2)(t_{\text{ret}} - t)^2 \\
&\quad + 7r\gamma^2\omega_0^2\Xi(t_{\text{ret}} - t)^3 + 4\gamma^2\omega_0^2(t_{\text{ret}} - t)^4 \\
&\quad + 8v\gamma^2\omega_0r(t_{\text{ret}} - t)(t_{\text{ret}} - t + r\Xi) \\
&\quad \times \sin\theta\cos(\varphi - \omega_0 t_{\text{ret}})], \tag{3.71}
\end{aligned}$$

where Ξ was given in (2.9). Recalling the discussion after (2.10), we note that \mathcal{E} is invariant under a shift of φ by $\delta\varphi$ that is compensated by shifts in both t and t_{ret} by $\delta\varphi/\omega_0$. \mathcal{E} is a periodic function of φ with period 2π and a periodic function of t with period $2\pi/\omega_0$, as it must be.

Equation (3.71) is the main result of our paper. It is an explicit analytic expression for the energy density of the radiation emitted by a test quark in circular motion, valid at all times and at all distances from the quark. The only aspect of the calculation that requires numerical evaluation is that one must solve the transcendental Eq. (2.10) for t_{ret} . With t_{ret} in hand, one uses (2.9) to compute Ξ and then evaluates the energy density \mathcal{E} using the solution (3.71). We shall illustrate our result (3.71) in several ways in Sec. IV.

E. Far zone and angular distribution of power

We close this section by evaluating the energy density (3.71) in the $r \rightarrow \infty$ limit and extracting the angular distribution of power à la Eq. (2.19). In the far-zone limit we can replace Ξ by its $r \rightarrow \infty$ limit, namely ξ in (2.21), and we can safely replace t_{ret} by $(t - r)$ everywhere in (3.71) except within the φ -dependent argument of the cosine. In the far zone, the energy density (3.71) then reduces to that of Eq. (2.18) with

$$\varepsilon = \frac{\omega_0^2\sqrt{\lambda}}{24\pi^2} \frac{4 - 4v^2\sin^2\theta - 7\xi + 3\xi^2\gamma^2}{\xi^6\gamma^2}. \tag{3.72}$$

Using Eq. (2.19), we find that the time-averaged angular distribution of power is given by

$$\frac{dP}{d\Omega} = \frac{v^2\gamma^3\omega_0^2\sqrt{\lambda}}{32\pi^2} \frac{5\gamma^2 - 1 - v^2\gamma^2\cos(2\theta)}{(\gamma^2\cos^2\theta + \sin^2\theta)^{5/2}}. \tag{3.73}$$

Just as in the case of weak coupling, the radiated power is focused about $\theta = \pi/2$ with a characteristic width $\sim 1/\gamma$. We shall plot (3.73) and compare it to the weak coupling result in Sec. IV.

Upon integrating over all solid angles, we find the total power radiated

$$P = \frac{\sqrt{\lambda}}{2\pi} a^2, \tag{3.74}$$

where again $a = v\gamma^2\omega_0$ is the quark's proper acceleration, reproducing Mikhailov's result (1.2) again. The fact that the power that we have obtained in this section by integrating over the angular distribution of the radiation (3.73) in

the quantum field theory matches the energy flux (3.25) flowing down the classical string in the dual gravitational description is a nontrivial check of our calculations.

IV. RESULTS AND DISCUSSION

A. Radiation at strong coupling, illustrated

Figure 4 shows two cutaway plots of the energy density \mathcal{E} at strong coupling (multiplied by r^2/P where P is the total power radiated) produced by a quark moving on a circle of radius R_0 at velocities $v = 1/2$ and $v = 3/4$. The figure is obtained by evaluating (3.71). The motion of the quark is confined to the plane $z = 0$ and at the time shown the quark is at $x = R_0, y = 0$, and is rotating counter clockwise. The cutaways in the plots show the energy density on the planes $z = 0, \varphi = 0$ and $\varphi = 7\pi/5$ where φ is the azimuthal angle. As is evident from the figure, as the quark accelerates along its trajectory energy is radiated outwards in a spiral pattern. This radiation falls off like $1/r^2$ and hence has a constant amplitude in the figure and propagates radially outwards at the speed of light. The figure shows the location of the energy density at one time; as a function of time, the entire pattern of energy

density rotates with constant angular frequency $\omega_0 = R_0 v$. This rotation of the pattern is equivalent to propagation of the radiation outwards at the speed of light. As seen by an observer far away from the quark, the radiation appears as a short pulse just like a rotating lighthouse beam does to a ship at sea.

What we see in Fig. 4 looks like an outward going pulse of radiation that does not broaden as it propagates. Analysis of (3.71) confirms this, as we have illustrated in Fig. 5 by extending the plot of the energy density outward to much larger radii at one value of the angular coordinates, at time $t = 0$. As time progresses, the pulses move outward at the speed of light, and an observer at large r sees repeating flashes of radiation. This figure provides a convincing answer to a central question that we set out to answer in Sec. I. We see that even though the gauge theory is non-Abelian and strongly coupled, the narrow pulses of radiation propagate outward without any hint of broadening. We find the same result at much larger values of γ , where the pulses become even narrower—their widths are proportional to $1/\gamma^3$, as at weak coupling and as we shall discuss below. The behavior that we find is familiar from classical electrodynamics—in which the radiated

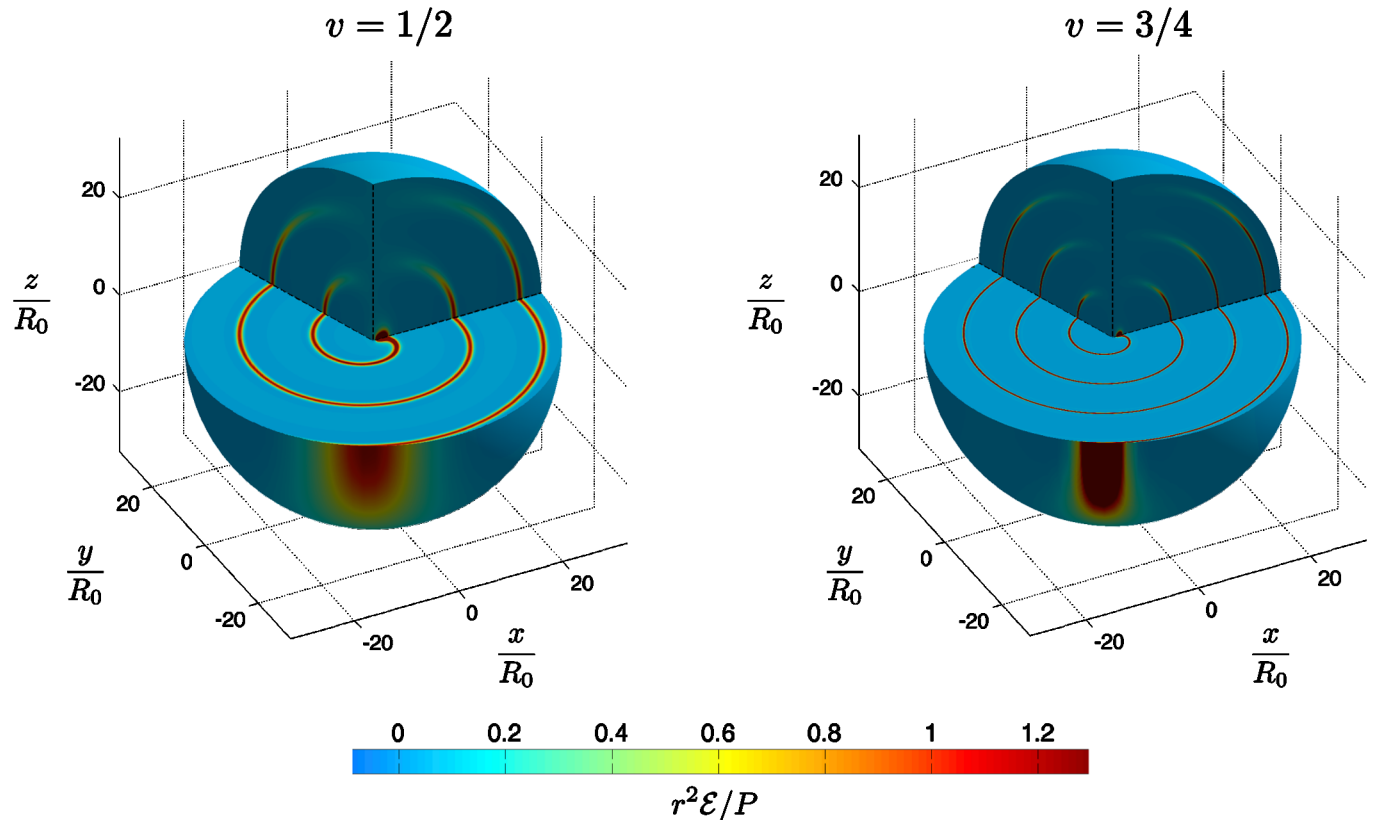


FIG. 4 (color online). Left: a cutaway plot of $r^2 \mathcal{E} / P$ for $v = 1/2$. Right: a cutaway plot of $r^2 \mathcal{E} / P$ for $v = 3/4$. In both plots the quark is at $x = R_0, y = 0$ at the time shown and its trajectory lies in the plane $z = 0$. The cutaways coincide with the planes $z = 0, \varphi = 0$ and $\varphi = 7\pi/5$. At both velocities the energy radiated by the quark is concentrated along a spiral structure which propagates radially outwards at the speed of light. The spiral is localized about $\theta = \pi/2$ with a characteristic width $\delta\theta \sim 1/\gamma$. As $v \rightarrow 1$ the radial thickness Δ of the spirals rapidly decreases like $\Delta \sim 1/\gamma^3$.

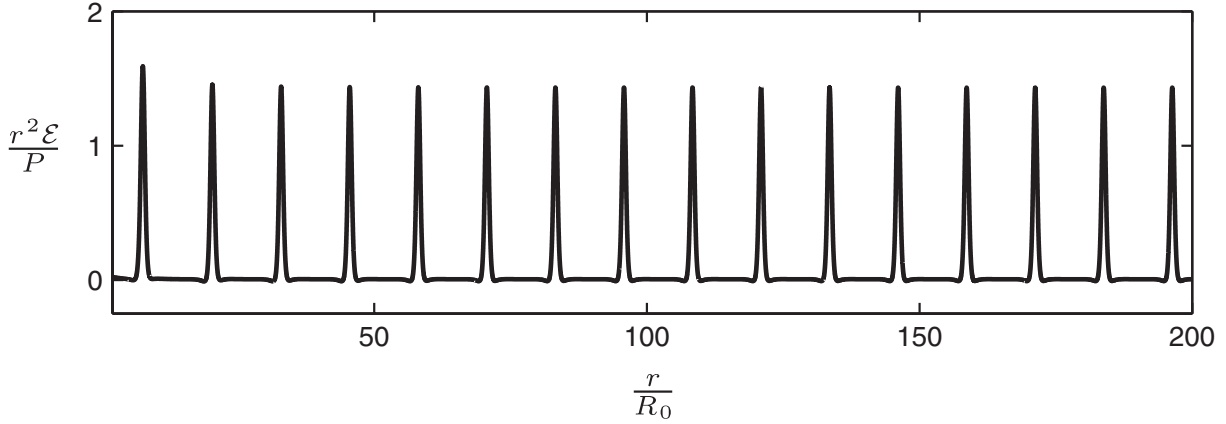


FIG. 5. Plot of $r^2\mathcal{E}/P$ at $\theta = \pi/2$ and $\varphi = 5\pi/4$ at $t = 0$ as a function of r for $v = 1/2$. The plot illustrates the fact that the pulses of radiated energy do not broaden as they propagate outward. This implies that they do not broaden in azimuthal angle, either. Strongly coupled synchrotron radiation does not isotropize.

energy is carried by noninteracting photons. Here, though, the energy is carried by fields that are strongly coupled to each other. And, yet, there is no sign of this strong coupling in the propagation of the radiation—no broadening, no isotropization.

Figure 5 is also of some interest from a holographic point of view. The qualitative idea behind gauge/gravity duality is that depth in the fifth dimension in the dual gravitational description corresponds to length-scale in the quantum field theory. In many contexts, if one compares two classical strings in the gravitational description which lie at different depths in the fifth dimension, the string which is closer to the boundary corresponds to a thinner tube of energy density in the quantum field theory while the string which is deeper, farther from the boundary, corresponds to a fatter tube of energy density. Our calculation shows that this intuitive way of thinking about gauge/gravity duality need not apply. The rotating string falls deeper and deeper into the fifth dimension with each turn of its coils and yet the thickness of the spiral tube of energy density in the quantum field theory that this string describes changes not at all.

The behavior of the outgoing pulse of radiation illustrated in Fig. 5 is different than what one may have expected for a non-Abelian gauge theory given that solutions to the *classical* field equations in $SU(2)$ and $SU(3)$ gauge theory are chaotic with positive Lyapunov exponents and are thought to be ergodic [30–32]. Of course, we have not solved classical field equations; we have done a fully quantum mechanical analysis of the radiation in a non-Abelian gauge theory, in the limit of large N_c and strong coupling. It is nevertheless surprising from the gauge theory perspective that the radiation we find turns out to behave (almost) like that in classical electrodynamics. From the gravitational perspective, we saw that the equations describing the five-dimensional metric perturbations

linearize, meaning that there is no possibility of chaotic or ergodic dynamics.

The synchrotron radiation that we have found at strong coupling is, in at least one respect, qualitatively different from that in familiar classical electrodynamics. The difference is in principle visible in Fig. 5, but the effect is small and hard to see without zooming in—which we do in Fig. 6. For large enough v we find that the energy density is *negative* in some regions of space! Directly ahead of and behind the spiral, the energy density dips slightly below zero. This is impossible in classical electrodynamics. The effect that we have found is numerically small, as a comparison of the vertical scales in Figs. 6 and 5 makes clear,

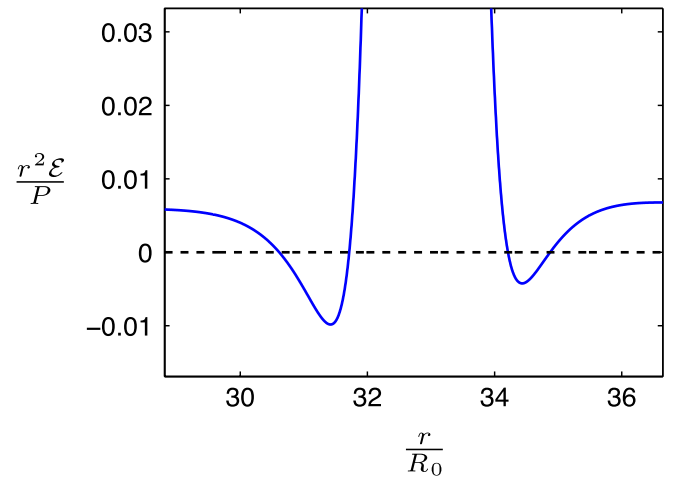


FIG. 6 (color online). The energy density at $\theta = \pi/2$ and $\varphi = 5\pi/4$ for quark velocity $v = 1/2$, as in Fig. 5. $r \approx 33R_0$ corresponds to the location of a spiral in the energy density. Directly ahead of and directly behind the spiral, the energy density is slightly negative. To see how slightly, compare the vertical scale here with that in Fig. 5.

but it is nevertheless in stark contrast to the weak coupling results of Sec. II, where the energy density is always positive, as in classical electrodynamics. This small effect serves as a reminder that the calculation that we have done is quantum mechanical. In a quantum field theory the energy density need not be positive everywhere—only its integral over all space is constrained to be positive. In a strongly coupled quantum field theory, quantum effects should be large. So, it is not surprising that we see a quantum mechanical effect. What is surprising is that it is so small, and that in other respects Figs. 4 and 5 look so similar to synchrotron radiation in classical electrodynamics.

B. Synchrotron radiation at strong and weak coupling

Given the qualitative similarities between Figs. 4 and 5 and the physics of synchrotron radiation in classical electrodynamics and weakly coupled $\mathcal{N} = 4$ SYM theory, we shall attempt several more quantitative comparisons. First, as can be seen from Fig. 4, the radiation emitted by the quark is localized in polar angle about the equator, $\theta = \pi/2$. From the far-zone expression for the energy density, Eqs. (2.18) and (3.72), it is easy to see that the characteristic opening angle about $\theta = \pi/2$ scales like $\delta\theta \sim 1/\gamma$ in the $v \rightarrow 1$ limit. Furthermore, from Fig. 4 it can be seen that the radial thickness Δ of each pulse of radiation decreases as v increases. Again, from Eqs. (2.18) and (3.72) it is easy to see that $\Delta \sim 1/\gamma^3$ in the $v \rightarrow 1$ limit.⁸ Intriguingly, the scaling of both $\delta\theta$ and Δ with γ are identical to those at weak coupling.

Emboldened by the agreement between the γ scaling of Δ and $\delta\theta$ at weak and strong coupling, we have compared the shape of the spiral of energy density in the $z = 0$ plane, for example, as depicted at two velocities in Fig. 4, with the shape of the classic synchrotron radiation spiral (2.12). We find precise agreement, as illustrated in Fig. 7. At strong coupling, the energy density \mathcal{E} of (3.71) is proportional to $1/\Xi^6$ and so has maxima where Ξ has minima. We have already seen that in the $r \rightarrow \infty$ limit, $\Xi \rightarrow \xi$ of (2.21) whose minima lie on the spiral (2.13), which is the large- r approximation to (2.12). It can also be shown that the minima of Ξ lie on the spiral (2.12) at all r .

Recall that our derivation of (2.12) in Sec. II was purely geometrical, relying only on the fact that the radiation

⁸There may be a holographic interpretation of $\Delta \sim 1/\gamma^3$. We saw in Sec. III A that there is one special point on the string, namely, the world sheet horizon at $u = u_c$. Using the correspondence between u and length scale in the boundary quantum field theory, we expect u_c to translate into a length scale in the rest frame of the rotating quark, corresponding to a length scale

$$\delta \sim \frac{u_c}{\gamma} = \frac{1}{\gamma^3 v \omega_0} = \frac{R_0}{\gamma^3 v^2}, \quad (4.1)$$

in the inertial frame in which the center of motion is at rest. It is tempting to identify δ with Δ at $v \rightarrow 1$.

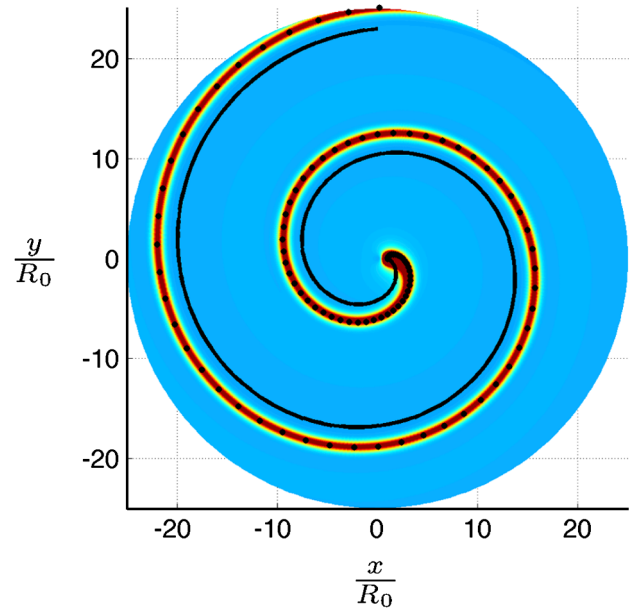


FIG. 7 (color online). $r^2 \mathcal{E}/P$ for $v = 1/2$ in the $z = 0$ plane. The color code is the same as in Fig. 4, with zero energy density blue and maximal energy density red. The spiral curve marked with dots is (2.12), namely, the place where the spiral of synchrotron radiation would be in electrodynamics or in weakly coupled $\mathcal{N} = 4$ SYM theory. We see that the spiral of radiation in the strongly coupled gauged theory with a gravitational dual is at the same location. This indicates that, as at weak coupling, strongly coupled synchrotron radiation is beamed in the direction of the motion of the quark. For reference, the solid curve is (2.14), namely, the place where the synchrotron radiation would be if the quark were emitting a beam of radiation perpendicular to its direction of motion.

natural is emitted tangentially, in the direction of the velocity vector of the quark and the fact that the pulse of radiated energy density propagates at the speed of light without spreading. We have seen in Fig. 5 that at strong coupling and in the limit of a large number of colors, the radiation emitted by a rotating quark does indeed propagate outwards at the speed of light, without spreading. This justifies the application of the geometrical arguments of Sec. II to the strongly coupled radiation. The agreement with (2.11) and (2.12) then implies that the strongly coupled radiation is also emitted in the direction of the velocity vector of the quark: if it were emitted in any other direction, Δ would have the same γ scaling as α and $\delta\theta$; if the radiation were, for example, emitted perpendicular to the direction of motion of the quark, the spiral of energy density would have the shape (2.14) instead of (2.12)—see Fig. 7. We therefore reach the following conclusions: at both weak and strong coupling, the energy radiated by the rotating quark is beamed in a cone in the direction of the velocity of the quark with a characteristic opening angle $\alpha \sim 1/\gamma$; at both weak and strong coupling, the synchrotron radiation propagates outward in a spiral with the shape

(2.12), with pulses whose width $\Delta \sim 1/\gamma^3$ does not broaden.⁹

C. Angular distribution of power at strong and weak coupling

We now turn to the time-averaged angular distribution of power radiated through the sphere at infinity. By time averaging, we eliminate all dependence on azimuthal angle but nontrivial dependence on the polar angle θ remains. For the case of weakly coupled $\mathcal{N} = 4$ SYM, in Sec. II we calculated the angular distribution of the radiated power, finding

$$\left. \frac{dP}{d\Omega} \right|_{\lambda \ll 1} = \frac{dP_{\text{vector}}}{d\Omega} + \frac{dP_{\text{scalar}}}{d\Omega}, \quad (4.2)$$

with $dP_{\text{vector}}/d\Omega$ and $dP_{\text{scalar}}/d\Omega$ given in (2.23a) and (2.23b). For the case of strongly coupled radiation, in any conformal quantum field theory with a classical dual gravity description, our result for the time-averaged angular distribution of power is given in (3.73). Since we know that the total power radiated at weak and strong coupling are equivalent up to a substitution of their prefactors (2.25), it is natural to ask whether the angular distribution (3.73) can be related to (4.2). The answer is yes, but with a twist: we find that our strong coupling result (3.73) can be written as

$$\left. \frac{dP}{d\Omega} \right|_{\lambda \gg 1} = \frac{\sqrt{\lambda}}{5e_{\text{eff}}^2/12} \left[\frac{5}{6} \frac{dP_{\text{vector}}}{d\Omega} + \frac{5}{3} \frac{dP_{\text{scalar}}}{d\Omega} \right], \quad (4.3)$$

where the relation between e_{eff}^2 and λ is given by (2.4) in $\mathcal{N} = 4$ SYM theory. We see that the time-averaged angular distribution of power at weak and strong coupling are related by the following prescription: start with the weakly coupled result (4.2); suppress the vector contribution by a factor of 5/6 and enhance the scalar contribution by a factor of 5/3, noting from (2.24a) and (2.24b) that this does not change the total power but means that the scalar/vector ratio in the total power has been increased from 1/4 to 1/2; then make the change of prefactors (2.25); that gives you the strongly coupled result (3.73).

The solid blue curve in Fig. 8 shows the time-averaged angular distribution of power at strong coupling (3.73) for $v = 0.9$, normalized by the total power radiated at strong coupling, $P_{\lambda \gg 1}$ given in (3.74). The dashed black curve in the figure is the normalized time-averaged angular distribution of power at weak coupling (4.2), normalized by the total power radiated at weak coupling, which is $P_{\lambda \ll 1} = P_{\text{vector}} + P_{\text{scalar}}$, with (2.24a) and (2.24b). Because the two curves are normalized by their respective total powers

⁹Note that if the radiation is isotropic in the instantaneous rest frame of the quark, then in the inertial “lab” frame it will be beamed in a cone with opening angle $\sim 1/\gamma$ pointed along the velocity of the quark. This, together with the result that the pulses of radiation propagate without broadening, would yield a spiral with the shape (2.12).

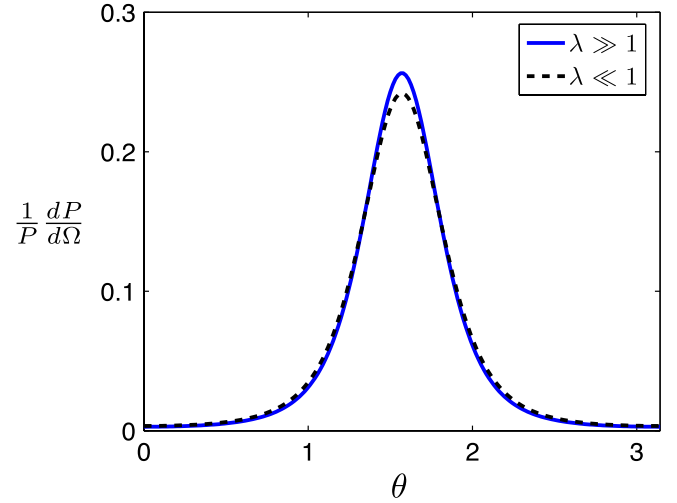


FIG. 8 (color online). The normalized time-averaged angular distribution of power at both weak and strong coupling at $v = 0.9$. At both weak and strong coupling, the time-averaged angular distribution of power is localized about $\theta = \pi/2$ with a characteristic width $\delta\theta \sim 1/\gamma$. The (slight) difference in the shapes of the two angular distributions is as if the ratio of power radiated in vectors and scalars is 2:1 in the strongly coupled radiation, while it is 4:1 in the weakly coupled case.

which are related by $P_{\lambda \gg 1}/P_{\lambda \ll 1} = \sqrt{\lambda}/(5e_{\text{eff}}^2/12)$, the comparison of the two curves is the comparison of the right-hand side of (4.2) with the quantity in square brackets on the right-hand side of (4.3). It is evident from the figure that the radiation pattern at strong coupling is qualitatively similar to that at weak coupling. In both regimes, the angular distribution of power is focused about $\theta = \pi/2$ with a characteristic width $\delta\theta \sim 1/\gamma$. The small difference between the angular distributions is as if the ratio of the power radiated in vectors and scalars is 2:1 in the strongly coupled radiation, whereas it is 4:1 in the weakly coupled case. Of course, we cannot actually separate the strongly coupled vectors from the strongly coupled scalars.

D. Relation with previous work

Next, we return to the discussion of the relation between our present work and previous works that we began in Sec. I. In Ref. [9], states produced by the decay of off-shell bosons in strongly coupled conformal field theories were studied. It was shown in Ref. [9] that the event-averaged angular distribution of power radiated from the decay is isotropic (in the rest frame of the boson where the total momentum vanishes) and independent of the boson’s spin. This should be contrasted with similar weak coupling calculations in QCD, where the boson’s spin imprints an antenna pattern on the distribution of radiation at infinity [10–12]. Our results are not inconsistent with those of Ref. [9]. First of all, we and the authors of Ref. [9] are considering very different initial states. Second, as discussed in Ref. [9], if their initial off-shell boson has a

nontrivial distribution of momentum, this distribution imprints itself on the angular distribution of radiation at infinity and generically results in an anisotropic distribution of power. It is only the spin of the boson which does not produce any anisotropy.

In Ref. [13] it was argued that isotropization must occur in the strongly coupled limit due to parton branching. Heuristically, the authors of Ref. [13] argued that at strong coupling parton branching is not suppressed and that successive branchings can scramble any initially preferred direction in the radiation as it propagates out to spatial infinity. However, our results clearly demonstrate that this need not be the case. We see no evidence for isotropization of the radiation emitted by the rotating quark. In fact, the time-averaged angular distribution of power, shown in Fig. 8, is slightly more peaked about $\theta = \pi/2$ in the strongly coupled limit. And, just as for weakly coupled radiation, the strongly coupled radiation that we have illustrated in Figs. 4 and 5 propagates outward in pulses that do not broaden: their extent in azimuthal angle at a given radius remains the same out to arbitrarily large radii and, correspondingly, their radial width is also unchanging as they propagate. It is not clear in any precise sense what parton branching would mean in our calculation if it occurred, since no partons are apparent. But, the essence of the effect is the transfer of power from shorter wavelength modes to longer wavelength modes. In our calculation, that would correspond to the pulses in Fig. 5 broadening as they propagate. This we do not see.

E. A look ahead to nonzero temperature

It is exciting to contemplate shining a tightly collimated beam of strongly coupled synchrotron radiation into a strongly coupled plasma. Although this will have its failings as a model of jet quenching in the strongly coupled quark-gluon plasma of QCD, so too do all extant strongly coupled approaches to this complex dynamical problem. The calculation that is required is simple to state: we must repeat the analysis of the radiation emitted by a rotating quark, but this time in the AdS black hole metric that describes the strongly coupled plasma that arises at any nonzero temperature in any conformal quantum field theory with a dual gravitational description. The calculation will be more involved, and likely more numerical, both because the temperature introduces a scale into the metric and because to date we have only a numerical description of the profile of the rotating string [19]. If we choose $T \ll 1/R_0$ and $\gamma \gg 1$ then the criterion (1.7) will be satisfied and the total power radiated will be as if the quark were rotating in vacuum [19]. Based upon our results, we expect to see several turns of the synchrotron radiation spiral before the radiation has spread to radii of order $1/T$ where it must begin to thermalize, converting into hydrodynamic excitations moving at the speed of sound, broaden, and dissipate due to the presence of the plasma. We will be able

to investigate how the length scale or scales associated with these processes vary with R_0 and γ . Note that the typical transverse wavelengths of the quanta of radiation in the pulse will be of order R_0/γ while their typical longitudinal wavelengths and inverse frequencies will be of order R_0/γ^3 , meaning that we will have independent control of the transverse momentum and the frequency of the gluons in the beam of radiation whose quenching we will be observing.

Since at nonzero temperature the coils of the rotating string only extend outwards to some γ -dependent r_{\max} , it is natural to expect that this r_{\max} will correlate with at least one of the length scales describing how the spiral of synchrotron radiation shines through the strongly coupled plasma. Our guess is that r_{\max} will prove to be related to the length scale at which the energy carried by the nonhydrodynamic spiral of synchrotron radiation as in vacuum converts into hydrodynamic waves. If so, we can estimate the parametric dependence of r_{\max} at large γ , as follows. For $r \gg r_{\max}$, the power $P \propto \sqrt{\lambda} a^2 \propto \sqrt{\lambda} \gamma^4 / R_0^2$ radiated by the rotating quark will be carried by long wavelength hydrodynamic modes whose energy density will fall off $\propto \sqrt{\lambda} \gamma^4 / r^2$. For $r \ll 1/T$, we will have a spiral of synchrotron radiation whose energy density is ε / r^2 with ε given by (3.72). Recalling from Sec. II that on the spiral $\xi = 1 - v \propto 1/\gamma^2$, we see from (3.72) that, on the spiral, the energy density is $\propto \sqrt{\lambda} \gamma^8 / r^2$. We expect that for $1/T \ll r \ll r_{\max}$ this energy density will be attenuated by a factor $\propto \exp(-\text{const} r T)$. The parametric dependence of the r_{\max} at which the hydrodynamic modes take over from the nonhydrodynamic spiral can then be determined by comparing the parametric dependence of the two energy densities:

$$\frac{\sqrt{\lambda} \gamma^4}{r_{\max}^2} \sim \frac{\sqrt{\lambda} \gamma^8}{r_{\max}^2} \exp(-\text{const} r_{\max} T), \quad (4.4)$$

meaning that

$$r_{\max} \propto \frac{\log \gamma}{T}. \quad (4.5)$$

Interestingly, the numerical results of Ref. [19] do indicate that r_{\max} diverges slowly as $\gamma \rightarrow \infty$.

ACKNOWLEDGMENTS

We acknowledge helpful conversations with D. Hofman, A. Karch, D. Son, U. Wiedemann, L. Yaffe and D. Zeng. The work of P. C. is supported by a Pappalardo Fellowship in Physics at MIT. The work of H. L. is supported in part by a U. S. Department of Energy (DOE) Outstanding Junior Investigator grant. This research was supported in part by the DOE Offices of Nuclear and High Energy Physics under Grant Nos. DE-FG02-94ER40818, DE-FG02-

05ER41360, and DE-FG02-00ER41132. When this work was begun, P.C. was at the University of Washington, Seattle, and his work was supported in part by DOE

Grant No. DE-FG02-96ER40956, and D.N. was at MIT and his work was supported in part by the German Research Foundation (DFG) under Grant No. Ni 1191/1-1.

-
- [1] J.D. Jackson, *Classical Electrodynamics* (Wiley, New York, 1999), 3rd ed..
- [2] J.M. Maldacena, *Adv. Theor. Math. Phys.* **2**, 231 (1998).
- [3] K. Adcox *et al.* (PHENIX Collaboration), *Nucl. Phys.* **A757**, 184 (2005).
- [4] B.B. Back *et al.*, *Nucl. Phys.* **A757**, 28 (2005).
- [5] I. Arsene *et al.* (BRAHMS Collaboration), *Nucl. Phys.* **A757**, 1 (2005).
- [6] J. Adams *et al.* (STAR Collaboration), *Nucl. Phys.* **A757**, 102 (2005).
- [7] A. Mikhailov, [arXiv:hep-th/0305196](https://arxiv.org/abs/hep-th/0305196).
- [8] A. Liénard, *L'Éclairage Électrique* **16**, 5 (1898).
- [9] D.M. Hofman and J. Maldacena, *J. High Energy Phys.* **05** (2008) 012.
- [10] C.L. Basham, L.S. Brown, S.D. Ellis, and S.T. Love, *Phys. Rev. D* **19**, 2018 (1979).
- [11] C.L. Basham, L.S. Brown, S.D. Ellis, and S.T. Love, *Phys. Rev. Lett.* **41**, 1585 (1978).
- [12] C.L. Basham, L.S. Brown, S.D. Ellis, and S.T. Love, *Phys. Rev. D* **17**, 2298 (1978).
- [13] Y. Hatta, E. Iancu, and A.H. Mueller, *J. High Energy Phys.* **05** (2008) 037.
- [14] P.M. Chesler, K. Jensen, and A. Karch, *Phys. Rev. D* **79**, 025021 (2009).
- [15] P.M. Chesler, A. Gynther, and A. Vuorinen, *J. High Energy Phys.* **09** (2009) 003.
- [16] J.D. Brown and J.W. York, Jr., *Phys. Rev. D* **47**, 1407 (1993).
- [17] S. de Haro, S.N. Solodukhin, and K. Skenderis, *Commun. Math. Phys.* **217**, 595 (2001).
- [18] E. Witten, *Adv. Theor. Math. Phys.* **2**, 253 (1998).
- [19] K.B. Fadafan, H. Liu, K. Rajagopal, and U.A. Wiedemann, *Eur. Phys. J. C* **61**, 553 (2009).
- [20] C.P. Herzog, A. Karch, P. Kovtun, C. Kozcaz, and L.G. Yaffe, *J. High Energy Phys.* **07** (2006) 013.
- [21] S.S. Gubser, *Phys. Rev. D* **74**, 126005 (2006).
- [22] S.S. Gubser, S.S. Pufu, and A. Yarom, *J. High Energy Phys.* **09** (2007) 108.
- [23] P.M. Chesler and L.G. Yaffe, *Phys. Rev. Lett.* **99**, 152001 (2007).
- [24] S.S. Gubser, S.S. Pufu, and A. Yarom, *Phys. Rev. Lett.* **100**, 012301 (2008).
- [25] P.M. Chesler and L.G. Yaffe, *Phys. Rev. D* **78**, 045013 (2008).
- [26] P.M. Chesler and A. Vuorinen, *J. High Energy Phys.* **11** (2006) 037.
- [27] G.W. Gibbons and S.W. Hawking, *Phys. Rev. D* **15**, 2752 (1977).
- [28] P.K. Kovtun and A.O. Starinets, *Phys. Rev. D* **72**, 086009 (2005).
- [29] J.J. Friess, S.S. Gubser, G. Michalogiorgakis, and S.S. Pufu, *Phys. Rev. D* **75**, 106003 (2007).
- [30] B. Muller and A. Trayanov, *Phys. Rev. Lett.* **68**, 3387 (1992).
- [31] T.S. Biro, C. Gong, B. Muller, and A. Trayanov, *Int. J. Mod. Phys. C* **5**, 113 (1994).
- [32] J. Bolte, B. Muller, and A. Schafer, *Phys. Rev. D* **61**, 054506 (2000).