

MIT Open Access Articles

First-principles determination of charge and orbital interactions in Fe₃O₄

The MIT Faculty has made this article openly available. **Please share** how this access benefits you. Your story matters.

Citation: Zhou, Fei, and Gerbrand Ceder. "First-principles determination of charge and orbital interactions in Fe₃O₄." *Physical Review B* 81.20 (2010): 205113. © 2010 The American Physical Society

As Published: <http://dx.doi.org/10.1103/PhysRevB.81.205113>

Publisher: American Physical Society

Persistent URL: <http://hdl.handle.net/1721.1/58787>

Version: Final published version: final published article, as it appeared in a journal, conference proceedings, or other formally published context

Terms of Use: Article is made available in accordance with the publisher's policy and may be subject to US copyright law. Please refer to the publisher's site for terms of use.



First-principles determination of charge and orbital interactions in Fe₃O₄

Fei Zhou (周非)* and Gerbrand Ceder†

Department of Materials Science and Engineering, Massachusetts Institute of Technology, Cambridge, Massachusetts 02139, USA

(Received 27 March 2010; revised manuscript received 21 April 2010; published 17 May 2010)

The interactions between charge and orbitally ordered d electrons are important in many transition-metal oxides. We propose an effective energy model for such interactions, parameterized with density-functional theory plus U calculations, so that energy contributions of both electronic and lattice origin can be simultaneously accounted for. The model is applied to the low-temperature phase of magnetite, for which we propose a ground-state structure. The effective interactions on the B lattice of Fe₃O₄ can be interpreted in terms of electrostatics and short-range Kugel-Khomskii exchange coupling. The frustration between optimal charge and orbital orderings leads to a complex energy landscape whereby the supercell for the charge ordering, orbital ordering, and ionic displacements can all be different.

DOI: [10.1103/PhysRevB.81.205113](https://doi.org/10.1103/PhysRevB.81.205113)

PACS number(s): 71.10.Li, 71.28.+d, 75.30.Et

I. INTRODUCTION

The physical properties of transition-metal oxides are determined by two degrees of freedom that are often closely related: the quantum state of interacting electrons and the ionic position and/or motion. By itself the description of correlated d electrons, if bound to or nearly localized on specific transition-metal sites, is already complex. The magnetic, charge (electron or hole), and orbital (when the d shell of the transition-metal ion is partially filled) degrees of freedom of localized d electrons are coupled via electrostatic, direct and/or superexchange interactions (for a review, see, e.g., Refs. 1–3). The interplay between these degrees of freedom and their possible ordering play an important role in understanding such phenomena as metal-insulator transitions, high-temperature superconductivity, and colossal magnetoresistance. On the other hand, the ionic displacements may mediate Jahn-Teller interactions of degenerate orbitals and induce orbital ordering (OO) (see, e.g., Ref. 4). The energetic effects of both mechanisms are often of the same order of magnitude (~ 10 – 10^2 meV). It is therefore of theoretical and practical interest to investigate the combined electronic and lattice effects on the electronic ground state (GS).

First-principles calculations based on the density-functional theory (DFT) provide a natural way to incorporate both electronic and ionic degrees of freedom in “real-world” materials. Since such methods provide direct information only about the energy of the system as a whole, the microscopic relationship between the involved degrees of freedom has to be extracted indirectly.

Recently, we showed how the effective interactions of localized d electrons (minority-spin d -state $t_{2g}^1 e_g^0$ of high-spin Fe²⁺) and holes (high-spin Fe³⁺) in the mixed-valence oxide Li_xFePO₄ could be extracted from first-principles calculations.⁵ Since two types of charge carriers, Li ions and d electrons, coexist in this material, our energy model includes the ionic, ion-electron interactions as well. The inter-site coupling parameters could be obtained with the cluster expansion approach⁶ whereby an Ising-type Hamiltonian in electron occupation variables is fitted to DFT+ U (Ref. 7) total-energy calculations of different charge-ordering (CO) and ionic-ordering patterns. It was found that the effective

electron interactions exhibited strong electrostatic character at short range and lattice influence at long range. The accuracy of this approach was supported by the good agreement between the computed⁵ and experimental^{8,9} temperature-composition phase diagram. Since the t_{2g} degeneracy in Li_xFePO₄ is lifted by the irregular FeO₆ octahedra, we did not explicitly consider the orbital degree of freedom for Fe²⁺ in that work.

In a system with degenerate localized d or f states, multiple self-consistent Kohn-Sham solutions may appear, a reflection of the existence of orbital ordering. Since f electrons are well localized, calculations are often trapped in local minima, making it difficult to finding the ground state (for very recent discussions, see Ref. 10). In comparison, the strong crystal-field effects in d systems make the calculations relatively straightforward. The computational methods and settings are presented in Sec. II, the obtained results and relevant discussions in Sec. III, and finally the conclusions and outlook for future work in Sec. IV.

II. COMPUTATIONAL METHOD**A. Energy model**

In this paper we explore an approach to derive orbital physics from DFT total energies. A model is introduced for first-principles determination of the effective interactions of charge- and orbital-ordered (COO) electrons and applied to Fe₃O₄. The model includes electrostatics, lattice distortion, etc., in a consistent manner. Consider a general energy expression

$$E[\vec{\epsilon}] = E_0 + E_i(\epsilon_i) + E_{ij}(\epsilon_i, \epsilon_j) + E_{ijk}(\epsilon_i, \epsilon_j, \epsilon_k) + \dots, \quad (1)$$

where ϵ_i represents the electronic state (hole and/or orbital) on site i and $\vec{\epsilon}$ is the system’s configuration of states. Summation over repeating indices are implied. The point term E_i describes the electron chemical potential and splitting of the orbitals. Besides the pair interaction matrices E_{ij} , one includes in general higher-order contributions, e.g., E_{ijk} . In practice this model may be too general to use. Preempting the finding that quantum effects that distinguish the different orbitals vanish at long distance, it is more convenient to

separate orbital-independent interactions E_c from orbital-dependent E_o , attributed to the charge and the orbital degrees of freedom, respectively. The former can be described by a binary (electron/hole) cluster expansion model,^{5,6} which captures both short- and long-range effects.⁵ Therefore, we rewrite Eq. (1) as

$$E[\vec{\epsilon}] = E_c[\vec{\epsilon}] + E_o[\vec{\epsilon}],$$

$$E_c[\vec{\epsilon}] = E_c[\vec{\tilde{\epsilon}}] = J_\emptyset + J_i \tilde{\epsilon}_i + J_{ij} \tilde{\epsilon}_i \tilde{\epsilon}_j + \dots,$$

$$E_o[\vec{\epsilon}] = V_i(\epsilon_i) + V_{ij}(\epsilon_i, \epsilon_j) + \dots, \quad (2)$$

where J 's are effective cluster interactions (ECIs) of a cluster expansion,⁶ $\tilde{\epsilon} = -1$ when ϵ is the hole state and $+1$ otherwise, and V designates the residual orbital-dependent interactions. In a real material, we expect V to vanish more quickly with distance than orbital-independent J . The charge-ordering energy $E_c[\vec{\epsilon}] = E_c[\vec{\tilde{\epsilon}}]$ is function of charge configuration $\vec{\tilde{\epsilon}}$ alone. Equation (2) allows for consistent treatment of charge and orbital interactions. As will be discussed in our example, the separation into charge and orbital contributions is not unique and depends on our choice of independent parameters. If chosen appropriately, the parameters J and V can provide useful physical insight. They combine to derive $E[\vec{\epsilon}]$, which is always meaningful. We will also see that lattice symmetry can further simplify Eq. (2).

B. Magnetite structure

We will concentrate on magnetite Fe_3O_4 , a mixed-valence oxide with nominal iron valence between 2+ and 3+. At room temperature Fe_3O_4 has inverted cubic spinel structure $Fd\bar{3}m$ with tetrahedral A sites occupied by one third of the cations as Fe^{3+} , and octahedral B sites by two thirds of the cations with nominal valence 2.5+. At $T_V \sim 120$ K it undergoes the Verwey transition lowering the symmetry.^{11,12} Although the very existence of B-site $\text{Fe}^{2+}/\text{Fe}^{3+}$ ordering at low temperature (low T) is not completely agreed upon, with some experimental data arguing against it^{13,14} and some supporting it,¹⁵⁻¹⁹ we note that recent theoretical²⁰⁻²³ and experimental²⁴⁻²⁶ results advocate both charge and orbital ordering in Fe_3O_4 . The low- T structure has also been studied with model Hamiltonian.^{27,28} Piekarczyk *et al.*²⁹ discussed the interplay of the electronic and ionic degrees of freedom in explaining the mechanism of the Verwey transition with first-principles and group theoretical arguments.

Figure 1(a) shows the local environment of the Fe(B) atoms, where bonded Fe(B) and O atoms form corner-sharing cubes. The corner-sharing FeO_6 octahedra align as chains in the $\langle 110 \rangle$ directions (we always refer to the fcc cell coordinates). Two parallel chains are shown in Fig. 1(b) with nearest-neighbor (NN) and third-NN (3NN) B sites highlighted. There are two distinct 3NN pairs: 3NNa on one chain with an intermediate Fe atom and 3NNb across two chains with no middle atom. The 2NN Fe(B) atoms do not share a $\{001\}$ plane and are not shown. The B sites form a pyrochlore lattice. Anderson found that the frustrated NN interaction on this lattice leads to highly degenerate ground

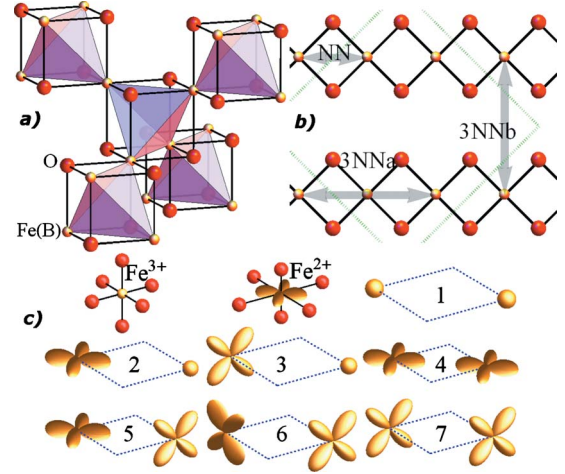


FIG. 1. (Color online) (a) Fragment of the Fe_3O_4 structure with Fe(B)-O cubes and the pyrochlore lattice formed by Fe(B) tetrahedra. (b) One $\{001\}$ plane of Fe atoms in $\langle 110 \rangle$ chains. Three distinct B pairs, two within a chain and one between two neighboring chains, are highlighted. (c) Seven distinct t_{2g} orbital interactions between coplanar Fe^{2+} or Fe^{3+} ions. Bond length difference in Fe^{2+} is exaggerated. Sphere indicates Fe^{3+} .

states with each B tetrahedron occupied by two Fe^{2+} and two Fe^{3+} .³⁰ The low- T CO structure proposed by Verwey^{11,12} (for a picture see, e.g., Fig. 1 of Ref. 23) satisfies the Anderson condition, while some recent CO models, e.g., in Refs. 15, 16, and 31, do not. To our understanding the low-temperature structure is still not fully resolved.^{32,33} The low- T structure and the charge (and orbital) energetics therefore invites quantitative study. Here we present a detailed study of COO in Fe_3O_4 for the dual purpose of exploring first-principles calculation of orbital interactions in general, and to try to better understand the structure and origin of low- T phase.

Magnetite is ferrimagnetic ($T_c \approx 860$ K) with antiparallel magnetic moments on the A and B sites at low T . We fix the magnetic configuration as such in this work and focus on the charge and orbital degrees of freedom. The FeO_6 crystal field splits the five minority-spin d states into three t_{2g} states and two higher-energy e_g states. At low temperature four states are accessible at each B site: the Fe^{3+} hole and the Fe^{2+} with t_{2g} orbitals xy , yz , and xz [see Fig. 1(c)]. The symmetry and threefold t_{2g} degeneracy reduces the number of independent V 's. We show in Fig. 1(c) symmetrically distinct elements of the orbital interaction matrix V for NN (or 3NNa,b) pairs. Equation (2) is simplified as follows: the electron chemical potential term J_i is unnecessary as the number of electrons is fixed in stoichiometric Fe_3O_4 . The orbital point energy V_i is dropped due to the t_{2g} degeneracy. Some of the V matrix elements are linearly dependent on the J terms and may be removed. For example, $V(1)$, orbital interaction type 1 (hole-hole) is already represented by the charge interaction $J\tilde{\epsilon}_i\tilde{\epsilon}_j$ at the same sites. Only three matrix elements in Fig. 1(c) are linearly independent within Eq. (2). We choose to keep $V(4)$, $V(5)$, and $V(7)$ and take $V(6)$ as reference. The orbital-independent J is then unambiguously defined as between the reference orbital states and V is the adjustment to J when the electronic states are not the reference. For example, the total

interaction between NN xy electrons on the ab plane is $J_{NN} + V_{NN}(4)$.

C. Computational details

To parametrize the simplified Eq. (2) we have performed generalized gradient approximation (GGA) +Hubbard U (GGA+ U) (Ref. 7) calculations at $U_{\text{eff}} \equiv U - J = 4$ eV (unless otherwise stated). All calculations were carried out using the VASP package^{34,35} with projector augmented wave potentials,³⁶ energy cutoff of 450 eV, and without any symmetry constraint on ionic and lattice relaxation. Each calculation was initialized in a specific configuration of charge and orbital order and self-consistently converged. We use supercells of $\frac{1}{\sqrt{2}} \times \frac{1}{\sqrt{2}} \times 1$, $\frac{1}{\sqrt{2}} \times \frac{1}{\sqrt{2}} \times 2$, $1 \times 1 \times 1$, and $1 \times 1 \times 2$ (designated I, II, III, and IV) relative to the fcc cell (see Fig. 2 of Ref. 16, where they were named $P2/m$, $Fd\bar{3}m$, $P2/c$, and Cc , respectively) and $2 \times 1 \times 1$, $4 \times 1 \times 1$ relative to the fcc primitive cell.

The issue of orbital moment is of considerable interest in the electronic structure of Fe_3O_4 . Despite earlier reports of considerable orbital moment at the B-site Fe^{2+} ions,³⁷ more recent measurements have found a relatively small orbital/spin moment ratio.^{38,39} In this work we ignore spin-orbit coupling and assume completely suppressed orbital moment.

The parameters in Eq. (2) were determined with an iterative procedure commonly used in parametrization of cluster expansion: (1) fit GGA+ U energy to Eq. (2), (2) search with the obtained parameters for low-energy configurations, and (3) calculate new structures, if any, with GGA+ U and go to step (1). This procedure was repeated until the parameters converged and no new ground state emerged. In the end, we calculated 365 distinct COO arrangements.

III. RESULTS AND DISCUSSIONS

In agreement with Refs. 20–23 and 40, charge disproportionation of $\lesssim 0.2e$ is observed between Fe^{2+} and Fe^{3+} , with the t_{2g} occupancies in the form of $\{\alpha, \delta, \delta\}$ or $\{\delta, \delta, \delta\}$ ($\alpha \sim 0.7-1.0$, $\delta \sim 0.0-0.3$), respectively, clearly validating the notion of separating the Fe ions into distinct valence and orbital states. Another way to distinguish the ions is via the relaxed Fe-O bond length. Typically the Fe^{3+} -O bond is 2.03 ± 0.04 Å, while the six Fe^{2+} -O bonds are 2.11 Å on average, with four elongated bonds of ~ 2.15 Å within, and two shorter bonds perpendicular to, the plane of occupied orbital [see Fig. 1(c)], proving that Fe^{2+} is a Jahn-Teller active ion in Fe_3O_4 . Our result confirms previous assessment^{20,21} that the Fe^{2+} can be understood as Jahn-Teller active small polaron.

The effect of orbital order on crystal structure is clearly demonstrated in Fig. 2, where the lattice parameters (e.g., c) of 128 relaxed structures in the $1 \times 1 \times 1$ fcc cell are shown as function of f , the fraction of “perpendicular” (e.g., xy as opposed to c) orbitals among all t_{2g} orbitals of B-site Fe^{2+} . Therefore, a random configuration corresponds to $f=1/3$. A linear fitting (dashed line in Fig. 2) of $(8.521 - 0.148f)$ Å well captures the overall trend of the lattice parameters. The

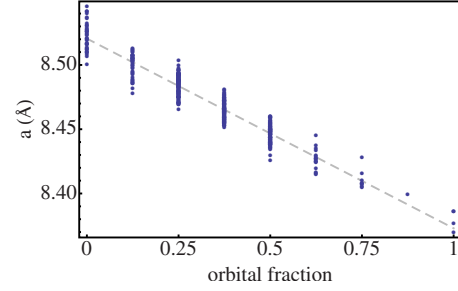


FIG. 2. (Color online) Lattice parameter versus the fraction of “perpendicular” orbitals. The gray dashed line is the best linear fit.

variation ~ 0.15 Å across the range of f is considerably larger than the variation ~ 0.04 Å at fixed f .

The best fit of the GGA+ U energies to Eq. (2) has a cross validation score⁴¹ of 6 meV and root-mean-square error of 5 meV per formula unit (f.u.), with 27 parameters. The orbital-independent J 's include the constant term, three small triplet and two small quadruplet terms, and most significantly, 13 pair interactions shown in Fig. 3. Note that these are *effective* interactions including the many physical effects: electrostatics, screening, relaxation, covalency, etc. The NN pair ECI (solid line) is the largest orbital-independent interaction (34 meV), reflecting strong electrostatic repulsion. The orbital independent J 's weaken considerably with distance and fall below 1 meV at ≥ 10 Å. A similar trend was observed in Li_xFePO_4 .⁵

The orbital interactions $V(n)$ ($n=4,5,7$) for NN and 3NNa,b are listed in Table I. $V_{NN}(4)$ is by far the largest, which can be understood from (1) the σ -bondlike orientation resulting in strong antiferromagnetic exchange interaction between same-spin electrons and (2) unfavorable quadrupole interactions. The orbital interactions obey the Kugel-Khomskii model¹ with $V(6)=0$ (reference) being the most stable. The 3NNa interactions are in general weaker than the NN, while the 3NNb and 2NN (not shown) are even smaller than 3NNa, though the distance is the same or shorter. Considering the different topology, the weak yet appreciable 3NNa orbital couplings suggest that the $\langle 110 \rangle$ chains of Fe/O atoms may transmit exchange beyond NN. Note that a full interpretation of these effective interactions should include not only electronic but also lattice effects, e.g., Jahn-Teller coupling.

To facilitate discussions we define the optimal orbital energy E_o^m of a given charge pattern $\vec{\epsilon}$ minimized over OO's compatible with $\vec{\epsilon}$,

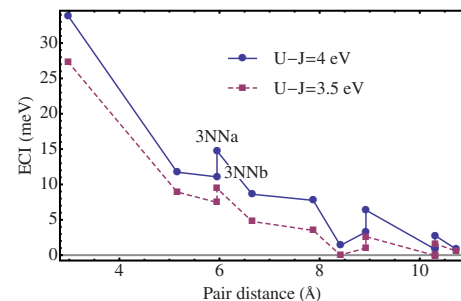


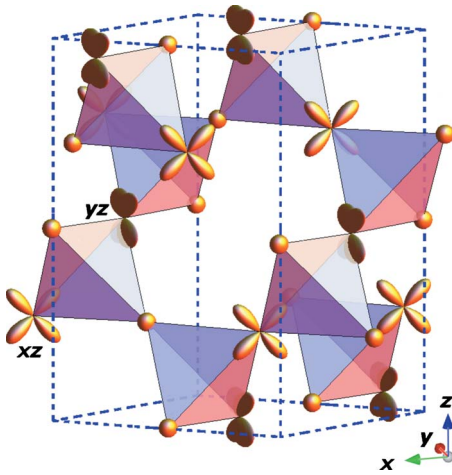
FIG. 3. (Color online) Orbital-independent pair ECI versus pair distance at $U_{\text{eff}}=4$ eV (solid line) and 3.5 eV (dashed line).

TABLE I. Orbital interaction parameters V [Fig. 1(c)] in millielectron volt at three Fe(B) pairs in Fig. 1(b).

Pair	$U_{\text{eff}}=4$ eV			$U_{\text{eff}}=3.5$ eV		
	$V(4)$	$V(5)$	$V(7)$	$V(4)$	$V(5)$	$V(7)$
NN	106	30	3	125	33	3
3NNa	32	10	-10	38	8	-5
3NNb	6	0	0	7	0	0

$$E_o^m[\vec{\epsilon}] = \min_{\vec{\epsilon} \in \vec{\epsilon}} E_o[\vec{\epsilon}]. \quad (3)$$

The optimal orbital pattern is then defined as the one minimizing Eq. (3). The Anderson degeneracy of the charge part of the energy landscape E_c , present with only NN interactions, is lifted by longer range charge interactions. The configurational space size for N f.u. is C_N^{2N} . On the other hand, the search for the optimal orbital energy $E_o^m[\vec{\epsilon}]$ of a given CO $\vec{\epsilon}$ is also frustrated in a space of 3^N . The orbital energy $E_o^m[\vec{\epsilon}]$ is also complicated by NN and longer range orbital interactions. Given the complex energy landscape, we use the above parameters to search the COO configuration space by enumeration in supercells II and III, and with Monte Carlo based methods in larger supercells. The ground state COO pattern (Fig. 4) we find has the periodicity of $\frac{1}{\sqrt{2}} \times \frac{1}{\sqrt{2}} \times 1$ (though the periodicity of the structure is larger; see later discussions). As shown in Fig. 4, the structure has equal number of $\text{Fe}^{2+}/\text{Fe}^{3+}$ on each ab plane and uniform xz or yz electrons on alternate planes, i.e., no charge but orbital modulation along c . We list the GGA+ U energy of four structures, including our ground state, in Table II. For the first two structures, the OO was optimized in supercells I–IV to study their periodicity. First, consider the original Verwey CO model with alternate ab planes of electrons and holes, i.e., charge modulation along c . A large enough supercell is needed to find the optimal OO of the Verwey CO model. In supercell I, all electrons occupy the xy state, while in larger cells II–IV,

FIG. 4. (Color online) The ground state COO pattern found in this work within supercell I ($\frac{1}{\sqrt{2}} \times \frac{1}{\sqrt{2}} \times 1$ relative to fcc)

they equally occupy xy and xz to lower the energy by 9–11 meV (the variation is due to small convergence error in different supercells). Our GS structure (Fig. 4) is confirmed to have the lowest GGA+ U energy among all of our calculations. It has the same optimal OO in the four supercells, but lowers its energy by 15 meV in supercell III or IV compared to I or II, a difference too large to be a convergence error. It is found that in supercells I and II the Fe^{2+} -O bond lengths have similar distribution with standard deviation of 0.047 Å while in cells III and IV the deviation is 0.063 Å. We believe that the energy difference has to do with lattice coupling of Jahn-Teller active Fe^{2+} : even with the same COO configuration the ionic positions in a small supercell are more constrained, reducing the chances of cooperative distortions. The structure therefore has the periodicity of supercell III with space group $P4_1$. Lastly, two previously proposed COO candidates,²³ with space group Cc (Ref. 32) and $P2/c$,¹⁵ respectively, are included. Both are less stable than our ground state. We confirm the conclusion of Jeng *et al.*²³ that Cc is more stable than $P2c$. For the charge pattern of the Cc structure, an OO 2 meV lower than the one reported in Ref. 23 is found. The predicted optimal orbital energy E_o^m [Eq. (3)] of our structure is 20 meV with all NN Fe^{2+} - Fe^{2+} interactions of the unfavorable type 5. Both $P2/c$ and Cc have relatively small E_o^m of about 10 meV since many of their NN interactions are of type 6 or 7.

The experimental low-temperature structure of magnetite is not yet known clearly enough to compare with but the fact that our ground state has different unit cell and space group than found in experiment¹⁵ means we have not completely resolved the problem. Nevertheless, several observations can be made from our results. First, like the charge energy, the orbital energy is also frustrated. For example, the optimal OO for each of the four structures in Table II include unfavorable orbital interactions $V_{\text{NN}}(n)$ ($n=5,7$). Second, the charge and orbital energies are competing: a structure may have low charge energy E_c or orbital energy E_o^m , but not both. Taking the Anderson condition as an approximate indicator of low E_c , our ground state COO has low E_c but relatively large E_o^m , while the Cc and $P2/c$ are the opposite (Table II). Third, the frustrated, competing interactions make the ground state search sensitive to the interaction parameters. It is possible that our search failed to find a ground state in a larger supercell because of the numerical sensitivity. Other possibilities for the incomplete agreement with experimental supercell might be the missing physics not described by our calculations. This includes spin fluctuations beyond the assumption of a fixed magnetic configuration and may also

TABLE II. Calculated energy and predicted optimal orbital energy E_o^m [Eq. (3)] in millielectron volt per f.u. of certain structures. The first two structures are calculated with OO optimized in different supercells (designated relative to fcc) and the last two with COO patterns from Ref. 23. The last column indicates whether the Anderson condition is met.

Structure	GGA+ U E in supercells I-IV				E_o^m	Anderson rule met?
	$\frac{1}{2} \frac{1}{2} 1$	$\frac{1}{2} \frac{1}{2} 2$	111	112		
Verwey	0 (Ref.)	-9	-11	-11	10	Y
Figure 4	-30	-28	-45	-45	20	Y
Cc ^a				-26	7	N
$P2/c$ ^a		-4			11	N

^aReference 23.

include fluctuations between complex structures of close energies. Lastly, our results illustrate some possible mechanisms that can break the cubic symmetry and form the low- T GS structure: (1) charge order as Verwey originally proposed, (2) charge *and* orbital order as exemplified in the Verwey CO model whose COO supercell is larger than the CO supercell, and (3) lattice coupling of Fe^{2+} ions as seen in our structure (Fig. 4), the periodicity of which, decided by the arrangement of Jahn-Teller distortions, is larger than that of the COO.

To evaluate the impact of the Hubbard term U_{eff} in our first-principles approach, we have calculated 300 structures with a smaller $U_{\text{eff}}=3.5$ eV. The pair ECIs for $U_{\text{eff}}=3.5$ eV are shown as the dashed line in Fig. 3. They are slightly reduced compared to $U_{\text{eff}}=4$ eV, mainly because the largely electrostatic ECIs scale as $(\Delta q)^2$, where Δq is the charge difference between the $2+/3+$ ions. With smaller U_{eff} the d electrons become more delocalized and Δq generally decreases.^{42,43} As shown in Table I the orbital interactions V are relatively stable yet some are notably larger at $U_{\text{eff}}=3.5$ eV. Presumably the reason is that the exchange integral, sensitive to the spatial distribution of the wave functions, increases with delocalization. It is also possible that the mathematical separation in Eq. (2) of charge and orbital terms is not physically complete, and there is some compensation in J and V with varying U_{eff} . The smaller Hubbard parameter does not considerably change the results in Table II and related discussions.

IV. CONCLUSIONS

In this work we have attempted to describe the charge and orbital degrees of freedom in Fe_3O_4 with a classical effective energy model. Electronic and lattice effects are both included through first-principles calculated energies from which the model is parametrized. The calculated charge and orbital interactions in Fe_3O_4 are found to be physically meaningful. The energy landscape is complex in terms of frustrated charge and orbital interactions as well as their competition. Additionally, although our predicted ground-state structure has smaller periodicity than experimentally observed, it reveals the possibility that not only charge and orbital ordering, but the Jahn-Teller lattice distortions may also decide the structure. Therefore, this work may help better understand the problem of the low- T magnetite structure. Beyond magnetite, our approach can be easily adapted to explore other transition-metal oxides where charge and/or orbital order exist.

ACKNOWLEDGMENTS

This work is supported by DOE under Contract No. DE-FG02-96ER45571, and in part by NSF through the National Partnership for Advanced Computing Infrastructure using SDSC Datastar. F.Z. thanks C. Fischer for his help in data analysis.

*Present address: University of California, Los Angeles; fzhou@ucla.edu

†gceder@mit.edu

¹K. I. Kugel and D. I. Khomskii, *Sov. Phys. Solid State* **17**, 285 (1975).

²Y. Tokura and N. Nagaosa, *Science* **288**, 462 (2000).

³E. Dagotto, *Science* **309**, 257 (2005).

⁴G. A. Gehring and K. A. Gehring, *Rep. Prog. Phys.* **38**, 1 (1975).

⁵F. Zhou, T. Maxisch, and G. Ceder, *Phys. Rev. Lett.* **97**, 155704 (2006).

⁶J. M. Sanchez, F. Ducastelle, and D. Gratias, *Physica A* **128**, 334

(1984).

⁷V. I. Anisimov, J. Zaanen, and O. K. Andersen, *Phys. Rev. B* **44**, 943 (1991).

⁸C. Delacourt, P. Poizot, J. M. Tarascon, and C. Masquelier, *Nature Mater.* **4**, 254 (2005).

⁹J. L. Dodd, R. Yazami, and B. Fultz, *Electrochem. Solid-State Lett.* **9**, A151 (2006).

¹⁰F. Zhou and V. Ozolins, *Phys. Rev. B* **80**, 125127 (2009).

¹¹E. J. W. Verwey, *Nature (London)* **144**, 327 (1939).

¹²E. J. W. Verwey, P. W. Haayman, and F. C. Romeijn, *J. Chem. Phys.* **15**, 181 (1947).

- ¹³J. García, G. Subías, M. G. Proietti, J. Blasco, H. Renevier, J. L. Hodeau, and Y. Joly, *Phys. Rev. B* **63**, 054110 (2001).
- ¹⁴G. Subías, J. García, J. Blasco, M. Grazia Proietti, H. Renevier, and M. Concepción Sánchez, *Phys. Rev. Lett.* **93**, 156408 (2004).
- ¹⁵J. P. Wright, J. P. Attfield, and P. G. Radaelli, *Phys. Rev. Lett.* **87**, 266401 (2001).
- ¹⁶J. P. Wright, J. P. Attfield, and P. G. Radaelli, *Phys. Rev. B* **66**, 214422 (2002).
- ¹⁷R. Goff, J. P. Wright, J. P. Attfield, and P. Radaelli, *J. Phys.: Condens. Matter* **17**, 7633 (2005).
- ¹⁸E. Nazarenko, J. E. Lorenzo, Y. Joly, J. L. Hodeau, D. Mannix, and C. Marin, *Phys. Rev. Lett.* **97**, 056403 (2006).
- ¹⁹M. Bimbi, G. Allodi, R. De Renzi, C. Mazzoli, and H. Berger, *Phys. Rev. B* **77**, 045115 (2008).
- ²⁰I. Leonov, A. N. Yaresko, V. N. Antonov, M. A. Korotin, and V. I. Anisimov, *Phys. Rev. Lett.* **93**, 146404 (2004).
- ²¹H. T. Jeng, G. Y. Guo, and D. J. Huang, *Phys. Rev. Lett.* **93**, 156403 (2004).
- ²²I. Leonov, A. N. Yaresko, V. N. Antonov, and V. I. Anisimov, *Phys. Rev. B* **74**, 165117 (2006).
- ²³H. T. Jeng, G. Y. Guo, and D. J. Huang, *Phys. Rev. B* **74**, 195115 (2006).
- ²⁴D. J. Huang, H. J. Lin, J. Okamoto, K. S. Chao, H. T. Jeng, G. Y. Guo, C. H. Hsu, C. M. Huang, D. C. Ling, W. B. Wu, C. S. Yang, and C. T. Chen, *Phys. Rev. Lett.* **96**, 096401 (2006).
- ²⁵J. Schlappa, C. Schussler-Langeheine, C. F. Chang, H. Ott, A. Tanaka, Z. Hu, M. W. Haverkort, E. Schierle, E. Weschke, G. Kaindl, and L. H. Tjeng, *Phys. Rev. Lett.* **100**, 026406 (2008).
- ²⁶J. E. Lorenzo, C. Mazzoli, N. Jaouen, C. Detlefs, D. Mannix, S. Grenier, Y. Joly, and C. Marin, *Phys. Rev. Lett.* **101**, 226401 (2008).
- ²⁷H. Seo, M. Ogata, and H. Fukuyama, *Phys. Rev. B* **65**, 085107 (2002).
- ²⁸H. Uzu and A. Tanaka, *J. Phys. Soc. Jpn.* **75**, 043704 (2006).
- ²⁹P. Piekarczyk, K. Parlinski, and A. M. Oles, *Phys. Rev. Lett.* **97**, 156402 (2006); *Phys. Rev. B* **76**, 165124 (2007).
- ³⁰P. W. Anderson, *Phys. Rev.* **102**, 1008 (1956).
- ³¹J. M. Zuo, J. C. H. Spence, and W. Petuskey, *Phys. Rev. B* **42**, 8451 (1990).
- ³²J. García and G. Subías, *J. Phys.: Condens. Matter* **16**, R145 (2004).
- ³³F. Walz, *J. Phys.: Condens. Matter* **14**, R285 (2002).
- ³⁴G. Kresse and J. Furthmüller, *Phys. Rev. B* **54**, 11169 (1996).
- ³⁵G. Kresse and D. Joubert, *Phys. Rev. B* **59**, 1758 (1999).
- ³⁶P. E. Blöchl, *Phys. Rev. B* **50**, 17953 (1994).
- ³⁷D. J. Huang, C. F. Chang, H. T. Jeng, G. Y. Guo, H. J. Lin, W. B. Wu, H. C. Ku, A. Fujimori, Y. Takahashi, and C. T. Chen, *Phys. Rev. Lett.* **93**, 077204 (2004).
- ³⁸E. Goering, S. Gold, M. Lafkioti, and G. Schutz, *Europhys. Lett.* **73**, 97 (2006).
- ³⁹M. Kallmayer, K. Hild, H. J. Elmers, S. K. Arora, H.-C. Wu, R. G. S. Sofin, and I. V. Shvets, *J. Appl. Phys.* **103**, 07D715 (2008).
- ⁴⁰H. Pinto and S. Elliott, *J. Phys.: Condens. Matter* **18**, 10427 (2006).
- ⁴¹A. van de Walle and G. Ceder, *J. Phase Equilib.* **23**, 348 (2002).
- ⁴²F. Zhou, C. A. Marianetti, M. Cococcioni, D. Morgan, and G. Ceder, *Phys. Rev. B* **69**, 201101(R) (2004).
- ⁴³M. J. Wenzel and G. Steinle-Neumann, *Phys. Rev. B* **75**, 214430 (2007).