

MIT Open Access Articles

*Automatically identifying critical input
regions and code in applications*

The MIT Faculty has made this article openly available. **Please share**
how this access benefits you. Your story matters.

Citation: Michael Carbin and Martin C. Rinard. 2010. Automatically identifying critical input regions and code in applications. In Proceedings of the 19th international symposium on Software testing and analysis (ISSTA '10). ACM, New York, NY, USA, 37-48

As Published: <http://dx.doi.org/10.1145/1831708.1831713>

Publisher: Association for Computing Machinery

Persistent URL: <http://hdl.handle.net/1721.1/62576>

Version: Author's final manuscript: final author's manuscript post peer review, without publisher's formatting or copy editing

Terms of use: Creative Commons Attribution-Noncommercial-Share Alike 3.0



Automatically Identifying Critical Input Regions and Code in Applications

Michael Carbin
MIT CSAIL, MIT EECS
Cambridge, Massachusetts, USA
mcarbin@csail.mit.edu

Martin Rinard
MIT CSAIL, MIT EECS
Cambridge, Massachusetts, USA
rinard@csail.mit.edu

ABSTRACT

Applications that process complex inputs often react in different ways to changes in different regions of the input. Small changes to forgiving regions induce correspondingly small changes in the behavior and output. Small changes to critical regions, on the other hand, can induce disproportionately large changes in the behavior or output. Identifying the critical and forgiving regions in the input and the corresponding critical and forgiving regions of code is directly relevant to many software engineering tasks.

We present a system, **Snap**, for automatically grouping related input bytes into fields and classifying each field and corresponding regions of code as critical or forgiving. Given an application and one or more inputs, **Snap** uses targeted input fuzzing in combination with dynamic execution and influence tracing to classify regions of input fields and code as critical or forgiving. Our experimental evaluation shows that **Snap** makes classifications with close to perfect precision (99%) and very good recall (between 99% and 73%, depending on the application).

Categories and Subject Descriptors

D.2.5 [Testing and Debugging]: Code inspections and walk-throughs, Testing tools, Tracing; D.2.8 [Metrics]: Complexity measure, Software science; F.3.2 [Semantics of Programming Languages]: Program analysis

General Terms

Experimentation, Measurement

Keywords

Critical input, Forgiving input, Critical code, Forgiving code

1. INTRODUCTION

Many applications process complex, highly structured inputs. Small changes in some regions of the input can induce correspondingly small changes in the behavior and output of the application. We call such regions *forgiving* regions, because the application exhibits a small, forgiving response

to changes in the region. But changes in other regions (such as regions that contain metadata summarizing the format of subsequent regions) can have a much larger impact — they can dramatically change the behavior and output of the application. We call such regions *critical* regions. Understanding the differences between such input regions (and the corresponding critical and forgiving regions of code that process data derived from different input regions) can be important for a variety of software engineering tasks:

- **Program Understanding:** Information about which regions of the input each region of the application processes, along with an understanding of which regions of the input and application are critical and forgiving, can help developers better understand the application’s structure and responses to different inputs. It can also productively inform activities such as maintenance and the development of new functionality.
- **Unsound Transformations:** Principled but unsound program transformations have been shown to provide a host of benefits, including enhanced robustness and security [25, 17, 20, 22], improved performance and power consumption [15, 22, 24, 10], and efficient parallel execution [14]. Distinguishing forgiving and critical code may help identify appropriate forgiving targets for unsound transformations that may change the result that the computation produces.
- **Defect Triage:** Many software projects have more defects than they can reasonably attempt to correct. Because of the dramatic effect that critical input regions can have on the computation, it can be difficult to comfortably predict the consequences of defects in critical code (which processes critical data). An effective defect triage policy may therefore prioritize defects in critical code over defects in forgiving code (which processes forgiving data).
- **Test Input Selection:** Because critical input regions can have such dramatic effects on the behavior of the computation, test suites should provide particularly detailed coverage of these critical regions. The relatively simpler response function of the application to forgiving input regions makes it feasible to include fewer test cases for these regions in the test suite.
- **Input Sanitization:** Input sanitization is a common approach to protecting applications that are exposed to potentially hostile inputs [23]. Understanding characteristics of the input format, including distinctions between critical and forgiving regions of the input, can be essential to engineering an effective sanitizer.

Permission to make digital or hard copies of all or part of this work for personal or classroom use is granted without fee provided that copies are not made or distributed for profit or commercial advantage and that copies bear this notice and the full citation on the first page. To copy otherwise, to republish, to post on servers or to redistribute to lists, requires prior specific permission and/or a fee.

Copyright 200X ACM X-XXXXX-XX-X/XX/XX ...\$10.00.

1.1 Critical Region Inference

We present a system, **Snap**, for automatically grouping related input bytes into fields and classifying each field and the corresponding regions of code that access data derived from that field as critical or forgiving. **Snap**'s classification algorithms work with trace information from instrumented executions of the application. The *execution trace* contains the sequence of executed branch instructions, which enables **Snap** to reconstruct the set of executed basic blocks. The *influence trace* records, for each executed instruction, the input bytes that influenced the operands of the instruction [9].

Given an application and several representative inputs, **Snap** performs the following steps:

- **Baseline Execution:** **Snap** executes an instrumented version of the application on a set of representative inputs to record its baseline execution and influence traces. **Snap** uses these traces to establish baselines for the normal behavior of the application.
- **Input Specification Inference:** **Snap** uses the baseline influence traces to group adjacent input bytes into *fields* — it groups adjacent bytes into the same field if they often both influence operands of the same executed instructions (Section 3.2). **Snap** will generate the critical versus forgiving input region classification at the granularity of fields.
- **Instrumented Executions on Fuzzed Inputs:** **Snap** next generates a suite of fuzzed inputs. It generates each fuzzed input by fuzzing a different inferred field of an original representative input. **Snap** then executes the application on each fuzzed input to produce a set of execution traces, one for each fuzzed input.
- **Field Classification:** Given the baseline execution traces, the baseline influence traces, and the fuzzed execution traces, **Snap** uses hierarchical agglomerative clustering [28] to classify each input field as critical or forgiving (Section 3.4). If fuzzing the field causes a fuzzed execution trace to deviate significantly from the corresponding baseline execution trace, or if the field influences one or more operands of a large proportion of the executed instructions, **Snap** classifies the field as critical. Otherwise, it classifies the field as forgiving.
- **Code Classification:** Given the input field classifications and the baseline influence traces for all representative inputs, **Snap** uses hierarchical agglomerative clustering [28] to classify each executed basic block as *critical*, *forgiving*, *mixed*, or *neither* (Section 3.5). Conceptually, a basic block is critical if the operands of its instructions are derived primarily from critical input fields. A basic block is forgiving if the operands of its instructions are derived primarily from forgiving input fields. A basic block is mixed if the operands of its instructions are influenced by the input, but neither critical nor forgiving fields dominate the influence. If the operands of the basic block's instructions are not influenced by any fields of the input, then **Snap** classifies the block as neither.

1.2 Experimental Evaluation

To evaluate **Snap**'s automatic classification technique, we first acquired a set of benchmark applications and representative inputs. We then used **Snap** to 1) group the bytes of the sample inputs into fields, 2) classify the input fields, and 3) classify the executed blocks of code.

1.2.1 Input Field Classification

We use manually developed test oracles (which are assumed to be completely accurate) to evaluate the accuracy of **Snap**'s input field classification. The test oracle for each benchmark application compares each fuzzed output (the output that the application produces when run on the corresponding fuzzed input) with the output that the application produces when run on the corresponding original (unfuzzed) representative input. The oracle uses this comparison to classify each input field as either critical or forgiving. Note that the test oracle is not required for a developer to use **Snap** in the field — we use the test oracle only as means to experimentally evaluate the accuracy of **Snap**'s classification for our benchmark applications.

To evaluate the accuracy of **Snap**'s input field classification, we compare its classification with the classification that the test oracle produces. This evaluation indicates that:

- **Precision:** The precision of the critical classification is extremely high — over 99% for all of our benchmarks. The precision numbers indicate whenever **Snap** classifies a field as critical, the oracle almost always also classifies the field as critical.
- **Recall:** The recall of the critical field classification is high, but not as high as the precision. Specifically, for our set of benchmark applications, the recall ranges from over 99% to as low as 73%.

1.2.2 Code Classification

We evaluate the utility of **Snap**'s code classification by manually examining classified regions of each benchmark application. In general, we find that there are two kinds of critical code regions: *behavior-critical* regions, which typically process file metadata, select application features to invoke, or manipulate application data structures, and *output-critical* regions, which typically process the central input file data (for our benchmark applications, image data). **Snap** classifies a code region as behavior-critical if it primarily accesses data derived from input fields that are critical because they have a large impact on the behavior of the application (as measured by the set of executed basic blocks). **Snap** otherwise classifies a code region as output-critical if it primarily accesses data derived from input fields that are critical because they influence at least one operand of a large proportion of the executed instructions. Mixed regions are typically utilities invoked from a variety of contexts within the application.

1.3 Contributions

This paper makes the following contributions:

- **Basic Concept:** It identifies the concepts of critical and forgiving input fields and the corresponding concepts of critical and forgiving regions of code.
- **Automatic Inference Algorithm:** It shows how to use influence tracing, execution tracing, and input fuzzing (at the granularity of the inferred input fields) to automatically classify input fields and regions of code as critical or forgiving.

The automatic inference algorithm further divides critical fields and data into behavior-critical fields (changes to behavior-critical fields induce large changes to the set of basic blocks that the application executes) and output-critical fields (which influence a large proportion of the executed instructions).

- **Experimental Results:** It presents experimental results that show that, for our set of benchmark programs, `Snap` exhibits exceptional precision in its classification of critical input fields and exceptional to good recall in this classification.
- **Qualitative Evaluation:** An examination of the classified input fields and regions of code in our benchmark applications indicates that `Snap` can capture meaningful and useful distinctions between the different roles that fields and regions of code with different classifications play in the computation.

Section 2 presents an example that illustrates how `Snap` automatically classifies input fields and regions of code. Section 3 discusses the design of `Snap`. Section 4 presents the details of `Snap`'s implementation. Section 5 provides an experimental evaluation of the quality and relevance of `Snap`'s classifications for several benchmark applications. Section 6 discusses several threats to the validity of our conclusions. Section 7 discusses the related work. We conclude in Section 8.

2. EXAMPLE

The Graphics Interchange Format (GIF) is a widely used image file format. Each GIF file consists of the following data regions:

- **Metadata:** Regions of the input that define the structural layout of the input itself. This information includes the size of individual data items and field delimiters that allow an application to navigate an input.
- **Parameters:** Regions of the image that define parameters that control various aspects of the computation and the output that it generates. These parameters include the height and width of the output and the compression type of the image.
- **Palette:** A region of the input that contains the color table of the image. Each entry in the color table specifies a color value. The color of each pixel in the image is encoded by an index into the color table.
- **Data:** Regions of the input that contain the image data itself. Each region contains a compressed sequence of indices into the color table. Each region occupies a contiguous block of the input file; a separator character that appears before each region specifies the length of that region.
- **Comments:** Regions that contain textual comments associated with the image. These regions allow image encoders to embed extra annotations, such as the name of the encoder, into the image file.

Changes or corruptions to different regions of a GIF file can have different effects on the final rendered image (and the behavior of the application that decodes the image). Each image in Figure 1 (except for the original image in Figure 1(a)) presents a decoded GIF image after randomly fuzzing one of the fields in the original GIF file.

This collection of images illustrates how fuzzing different regions can have dramatically different effects on the final decoded image. In particular, some input fields are critical to the quality (or even presence) of the decoded output image while other regions leave the decoded image largely or even completely intact.

The metadata region of the input is critical because a metadata corruption makes the decoder unable to parse the

file and produce an output image. Similarly, a corruption to the critical parameters region causes substantial distortion in the output; the output has different dimensions and the content bears no resemblance to the output of the decoder on the original image. Heavily referenced parts of the palette are also critical because changes to these parts of the palette can visibly distort large portions of the decoded image. Infrequently referenced portions of the palette (and, of course, portions that are not referenced at all) are forgiving because they have little or no impact on the decoded image.

The data regions of the image are not necessarily critical to the quality of the output. The image for the data region (Figure 1(e)) shows the effects of fuzzing a data region (recall that each data region contains a sequence of compressed color table indices) that occurs near the end of image. In this case, there is a small amount of localized distortion at the bottom of the image. In general, the criticality of a given data region depends on its position in the image file. Because of the compression algorithm used to encode the image, each encoded pixel influences all subsequent encoded pixels. So data regions that occur early in the file are critical, while data regions that appear late in the file are forgiving. The comments region of the input is forgiving. In this example, text comments have no semantic influence on image rendering and, therefore, do not affect the output.

Each of these input regions is typically processed by a different region of application source code: metadata navigation code is distinct and separate from the code that processes the parameters, palette, data, and comments. It is therefore possible to extend the classification system to regions of code. For example, the `DGifGetImageDesc` function of the GIF image library reads and validates an image's descriptor (which contains of the image parameters). It is therefore critical because a programmer error that causes this code to process the parameters incorrectly could cause substantial distortion in the output.

`Snap` contains a set of components that work together to automatically infer these kinds of classifications:

Execution Monitor: Monitors the execution of the decoder on a GIF input to record the decoder's execution and influence traces. `Snap`'s other components use the trace information to group input bytes into fields, classify fields as critical or forgiving, and extend the field classification to the application code.

Input Specification Generator: Uses the influence trace to infer an input specification. This specification groups adjacent input bytes that appear in operands of the same instruction together into fields. This component enables `Snap` to, for example, group the individual bytes of the GIF input fields that encode integer values (such as the width and height of the image) together into fields.

Fuzzer: Uses the inferred input specification to produce a suite of fuzzed GIF image files. `Snap` produces this fuzzed input suite by iterating over all the fields in the input field. It generates several fuzzed input files for each field by setting the field to extremal values (with the rest of the file left unchanged). `Snap` then executes the instrumented decoder on each fuzzed input file to produce an execution and influence trace for each fuzzed file.

Field Classifier: Uses the execution and influence traces from the executions of the decoder on the fuzzed input file suite to classify each field as either critical or forgiving:




Figure 1: Selectively Fuzzed GIF Images

- **Behavior-Critical Fields:** If fuzzing the field produces a large change in the internal behavior of the decoder (i.e., produces large changes in the set of basic blocks that the decoder executes), then **Snap** classifies the field as critical. In our GIF example, **Snap** observes that fuzzing metadata and parameter fields produces large changes in the internal behavior of the decoder. It therefore classifies these fields as critical.
- **Output-Critical Fields:** If fuzzing the field does not produce large changes in the internal behavior, **Snap** next uses the influence trace from the execution on the original (unfuzzed) input to determine if the field influences more than a given threshold proportion of the executed instructions. If so, **Snap** classifies the field as critical, otherwise it classifies the field as forgiving. For example, **Snap** classifies parts of the color table as critical because many pixels in the image reference those parts (so those parts influence the operands of the many executed instructions that process those pixels). It also classifies data regions that appear early in the file as critical because they influence operands of instructions in the decompression computation for all subsequent data regions. But it classifies data regions that appear late in the file as forgiving because they influence only a relatively small percentage of the executed instructions. Similarly, it classifies the comments region as forgiving because the comments influence a very small percentage of the executed instructions.

Code Classifier: Uses the influence traces from the original unfuzzed inputs to determine, for each basic block in the decoder, which input fields influence the values that the instructions in the basic block manipulate. **Snap** then extends the field classification to classify each basic block as either critical, forgiving, mixed, or neither. In this example, **Snap** determines that the code that manipulates the metadata, parameters, and palette is critical, and code that manipulates the comments is forgiving. Although the code that manipulates the compressed pixel data touch fields of multiple classifications (because early data regions are critical while late data regions are forgiving), the Code Classifier determines that data processing code primarily deals with critical data and classifies this code as critical. The Code Classifier additionally identifies general purpose utility functions used internally within the application as mixed because they are used in multiple contexts.

3. SYSTEM DESIGN

In this section we discuss the design details of each of **Snap**'s components. Figure 2 presents the design of **Snap** as a box and arrow diagram. The boxes represent components; the arrows represent the primary interactions between components. We discuss each component in turn.

3.1 Execution Monitor

The Execution Monitor takes an instrumented application and a test input. It runs the application on the input and records the application's execution trace and influence trace:

- **Execution Trace:** The sequence of control transfer instructions (branch, function call, and return instructions) executed during the run of the application. Each entry in the execution trace contains a reference to the executed control transfer instruction and the basic block to which it transferred control. **Snap** uses the execution trace to compute the set of basic blocks executed during the run of the application.
- **Influence Trace:** The sequence of instructions executed during the run of the application, including information that characterizes how input bytes influence the operands of the instruction. Each entry in the influence trace contains a reference to an executed instruction and (conceptually), for each operand of the instruction, a set of input bytes that influence the operand. The set is encoded as a tree that traces out the sequence of instructions that produced the value of the operand. Each internal node in the tree represents a previously executed instruction and the corresponding operand that it produced. Each internal node contains a list of references to the nodes that produced the executed instruction's operands. Each leaf of the tree specifies a set of adjacent input bytes that were read from the input. To compute the set of bytes that influence a given operand, **Snap** traverses the tree to find all input bytes in leaves reachable from the operand.

3.2 Input Specification Generator

The Input Specification Generator groups adjacent input bytes into fields. Let i and j denote two adjacent input bytes, E_i be the number of executed instructions whose operands are influenced by i and not influenced by j , E_j be the number of executed instructions whose operands are influenced by j and not influenced by i , and E_{ij} be the number of executed instructions whose operands are influenced by both i and j . We then define the *affinity* A_{ij} of i and j as follows:

$$A_{ij} = \frac{E_{ij}}{E_i + E_j + E_{ij}} \quad (1)$$

The input specification generator groups i and j into the same field if $0.75 \leq A_{ij}$. We empirically determined the value of this threshold early on in the development process of **Snap** before applying **Snap** to the GIF and JPEG benchmarks. We found that, in practice, the threshold is robust — any value reasonably close to 0.75 is an effective threshold.

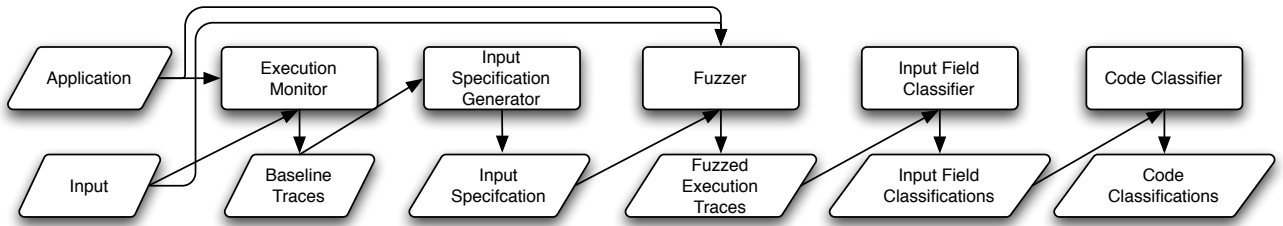


Figure 2: The Design of Snap

3.3 Fuzzer

Given an input and a grouping of the bytes into fields, the Fuzzer produces a suite of fuzzed inputs by fuzzing each field of the input in turn. For each input field, the Fuzzer creates a collection of fuzzed inputs. Each fuzzed input is the same as the original input except for the value in the fuzzed input field, which (in the current implementation) is set to an extremal value (either all 0s or all 1s). Other fuzzing strategies (such as setting the input field to pseudorandomly selected values) are also possible. The rationale for using extremal values is that extremal values have been shown to push applications towards outlier behaviors [9]. In this way the Fuzzer produces a suite of fuzzed inputs, with each fuzzed input differing from the original input at one of the input fields. The Fuzzer then runs the application on each fuzzed input to produce a suite of fuzzed execution traces, one for each fuzzed input.

3.4 Field Classifier

The Field Classifier classifies each input field as either critical or forgiving. It first uses the *behavioral distance* to determine if the value of the field substantially influences the set of basic blocks that the application executes. If so, it classifies the field as critical and more precisely, as *behavior critical*. Otherwise, it uses the *output influence* to determine if the field influences one or more operands of a substantial proportion of the executed instructions. If so, it classifies the field as critical and more precisely, as *output critical*. Otherwise, it classifies the field as forgiving.

3.4.1 Behavioral Distance

The behavioral distance is a number in $[0, 1]$ that measures the similarity between two executions of an application. If the behavioral distance is 0, the executions had identical behavior. If it is 1, the applications had no behaviors in common. We make this concept precise as follows. For an execution i of the application, B_i denotes the set of executed basic blocks (the Field Classifier computes this set by inspecting the branch events of the execution trace). The behavioral distance is the normalized Hamming distance D_{ij} between the two sets of executed basic blocks:

$$D_{ij} = \frac{|B_i \Delta B_j|}{|B_i \cup B_j|} \quad (2)$$

Here B_i is typically the set of basic blocks for a baseline execution; B_j is typically set of basic blocks for an execution on a fuzzed input. The results presented in Section 5 indicate that behavioral distances correlate with large differences in the qualitative behavior of the application.

The Field Classifier next uses this measure in combination with hierarchical agglomerative clustering [28] to find,

for the application at hand, a good separation between critical and forgiving input fields. The clustering algorithm first computes, for each field, the maximum behavioral distance (over all fuzzings of that field) between the baseline execution and the executions on the corresponding fuzzed inputs. This maximum distance is the behavioral distance for that field. It then assigns each field to its own cluster, then iteratively merges the two closest clusters (where the distance between two clusters is the minimum difference between the behavioral distance of a field in one cluster and the behavioral distance of a field in the other cluster). The result is a dendrogram, or binary tree. Each internal node of the tree represents a cluster that was produced during the merging process. Each leaf node represents a single input field; the root node represents the cluster that contains every field. The root has two children, one of whose behavioral distances are smaller than the other. These two children are the critical and forgiving field clusters; the forgiving cluster is the one whose fields have the smaller behavioral distances. In this way the classifier adapts its classification scheme to the characteristics of the application at hand.

3.4.2 Output Influence

The Field Classifier inspects the influence trace of the baseline execution to compute each field’s output influence. The output influence of a field is the proportion of the executed instructions that have at least one operand whose value the field influences. The Field Classifier classifies all input fields with an output influence over a parameterized threshold as critical.

Output influence is designed to capture the influence of an input field on the quality of the output. In general, the threshold should be set according to a) the anticipated correlation between how often the application uses data derived from the field and b) the threshold above which quality loss constitutes a critical change in the output. For our experiments in Section 5 we set this threshold to be 0.1 (i.e., 10%).

3.5 Code Classifier

The Code Classifier first classifies all basic blocks whose operands are not influenced by the input as neither. It classifies the remaining basic blocks as follows.

For each operand of each executed instruction, the Code Classifier computes the *influence value* of that operand, which is the mean, over all input fields that influence the operand, *influence metric* of the input field, where the influence metric is 0 if the field is forgiving and 1 if the field is critical. For each executed basic block, the Code Classifier then computes the mean and standard deviation, over all executions of the basic block, influence value of the operands that the execution of the basic block accesses.

The Code Classifier next uses hierarchical agglomerative clustering (see Section 3.4.1) on the standard deviations to divide the basic blocks into a cluster with low standard deviations and a cluster with high standard deviations. **Snap** classifies all basic blocks in the high standard deviation cluster as mixed. It then classifies all basic blocks in the low standard deviation cluster as either forgiving (if the computed mean influence value is less than 0.5) or critical (if the mean is greater than 0.5).

The rationale for this classification scheme is that if there is a high standard deviation, then the basic block tends to access data that is significantly influenced by both forgiving and critical input fields. If there is a low standard deviation, the basic block tends to access data with one primary influence (either forgiving or critical) and the mean indicates which influence predominates.

4. IMPLEMENTATION

As described in Section 3.1, the Execution Monitor records an application’s execution trace and influence trace during the execution of the application. Each trace can be viewed as a sequence of events in which each event corresponds to an executed instruction. **Snap** statically instruments the source of the application to produce a new, instrumented application. When executed, the instrumented application coordinates with a dynamically loaded runtime to manage and record the execution trace and influence trace.

4.1 Instrumentor

Snap contains a static source code instrumentor built on top of the Low Level Virtual Machine (LLVM) compiler infrastructure [11]. LLVM provides a language and platform independent Intermediate Representation (IR), an introspection library, and an extensible compiler that makes it possible to easily manipulate and generate native code for applications compiled to the LLVM IR. Though **Snap**’s workflow currently works with the source of the application, the instrumentor could target any language, including assembly language, for which there exists a mechanism to translate the language to LLVM IR. The LLVM project currently provides translators for C, C++, Microsoft Intermediate Language (MSIL), Java bytecode, Fortran, and Ada.

The instrumentor instruments the instructions with additional code to coordinate with the runtime. Each fragment of instrumentation code calls into the runtime to record an entry in either the execution trace or the influence trace of the application.

4.1.1 Execution Trace

The instrumentor augments control transfer instructions (i.e. function call, function return, and branch instructions) with code that records the identifier of the control transfer instruction and the identifier of the basic block to which it transfers control. For example, the entry in the execution trace for a branch instruction contains the identifier of the branch instruction and the identifier of the basic block to which it transferred control.

4.1.2 Influence Trace

The instrumentor also augments each instruction with additional code to insert entries into the influence trace. For arithmetic/logical instructions (e.g., instructions with operands of integer or floating point type), the additional

code records an influence trace entry that captures the *direct* influence of the operands on the result of the instruction. The entry contains the identifier of the instruction and, for each operand of the instruction, a reference to the influence trace entry for that operand.

For instructions that dereference a pointer operand, the additional code records the direct influence information for the contents of the referenced memory. For example, the store instruction instrumentation records an entry that propagates influence from the stored operand to the memory location into which it stores the operand.

Although the instrumentor and runtime coordinate to track direct influence, the two components do not coordinate to track *indirect* influence. For load and store instructions, indirect influence would additionally propagate the influence information for the pointer operand itself to either the output or input operand, respectively. This information would, for example, propagate influence from the the index of an array access instruction to the accessed value. For control transfer instructions, the instrumentor and runtime do not coordinate to track indirect *control* influence information. For example, if an input field influences a branch condition, the system will not propagate the influence information for the conditional to the instructions that are control-dependent on the branch.

4.2 Runtime System

In addition to an instrumentor, the Execution Monitor also contains a runtime system. The runtime consolidates the majority of the logic required to access and manage the execution trace and the influence trace. Each fragment of instrumentation code typically contains at least one call into the runtime. The runtime provides the Execution Monitor with the following components:

Trace Manager: At its core, the trace manager maintains a large buffer of events. The trace manager provides an API that allows the Execution Monitor to record execution trace entries and influence trace entries to the buffer. As the Execution Monitor adds entries to the buffer, the trace manager first serializes and compacts the buffer. The trace manager then directs the buffer either to disk or to one of **Snap**’s analysis components (e.g. the Input Specification Generator).

Shadow Operands and Shadow Memory: For each instruction that the application executes, the Execution Monitor tracks the influence information for the instruction’s input and output operands. The Execution Monitor uses shadow operands to hold influence information for instruction operands and shadow memory to hold the influence information for memory locations.

Shadow Operand Stack: Applications compiled for LLVM may optionally pass function arguments and receive function return values as operands in addition to passing arguments through memory on the stack. The Execution Monitor uses the shadow operand stack to pass influence information for the arguments to a function call and receive influence information for the return values of a function call.

Shadow File System: The shadow file system provides the Execution Monitor with a mechanism to intercept UNIX file system calls, such as `open`, `read`, and `write`. This allows the Execution Monitor to automatically identify the application’s external inputs.

External Library Model: Although the Execution Monitor instruments the entire application, an application may invoke functions in a support library for which the source is not available. To more accurately capture the behavior of the application, the runtime contains a suite of models of the execution and influence traces for several commonly used library functions. For example, the runtime contains models for many functions in the C standard library, such as `memcpy` and `memset`.

5. EVALUATION

This section presents our experimental evaluation of the quality of `Snap`'s input field and code classifications.

5.1 Benchmarks

We evaluate `Snap`'s classification approach on three benchmark applications. All three are written in C; all three process image files to convert an image file into bitmap file (BMP format) for presentation to the user:

- **GIF:** The GIF benchmark processes image files in GIF format. It consists of 5K lines of code.
- **PNG:** The PNG benchmark processes image files in PNG format. It consists of 36K lines of code (including 11K lines of code from the zlib compression library).
- **JPEG:** The JPEG benchmark processes image files in JPEG format. It consists of 35K lines of code.

5.2 Test Oracle

To evaluate the accuracy of `Snap`'s input field classification, we developed a set of application-specific test oracles (which we assume classify input fields with perfect accuracy). Given two outputs, one from an original (unfuzzed) input and the other from a corresponding fuzzed input (identical to the original input except for the fuzzed field), each test oracle produces a *test distance* between the two outputs. The test distance is a number in the interval $[0, 1]$, with 0 indicating identical outputs and 1 indicating maximally different outputs. For all of our benchmark applications we use the normalized Hamming distance (as defined in Section 3.4.1) over the pixels in the final rendered image as the test distance.

Each oracle uses a *test threshold* (a number in the interval $[0, 1]$) to classify fuzzed input fields as critical or forgiving. In general, each input field may be fuzzed with several different values; each value produces a different fuzzed input file. If all of the fuzzings produce test distances below or equal to the test threshold, the oracle classifies the field as forgiving. Otherwise (i.e., if at least one of the fuzzings produces a test distance above the test threshold), the oracle classifies the field as critical. For each application, we determined an appropriate test threshold by visually examining pairs of outputs to find a value that, in our view, effectively separated acceptable from unacceptable BMP file conversions. For our set of benchmark applications we determined that an appropriate value for the test threshold was 0.1 (10%).

We emphasize once again that we use the test oracles only as part of our experimental evaluation as a means to enable us to evaluate the quality of `Snap`'s classifications for our benchmark applications. We anticipate that production developers would use `Snap` directly without test oracles.

5.3 Methodology

`Snap` classifies the input fields and code as follows:

- **Baseline Executions:** We obtain five representative inputs for each application and use `Snap` to obtain execution and influence traces for each input.
- **Input Specification Generation:** As described in Section 3.2, `Snap` uses the influence traces to group adjacent input bytes into fields.
- **Fuzzed Input Suite Generation:** For each input field in each representative input, we use `Snap` to generate two fuzzed inputs, one with the field set to all 0s, the other with the field set to all 1s.
- **Fuzzing Input Executions:** We use `Snap` to obtain influence and execution traces for each fuzzed input.
- **Input Field Classification:** As described in Section 3.4, `Snap` uses the influence and execution traces from the fuzzed inputs to classify each input field as critical or forgiving.
- **Code Classification:** As described in Section 3.5, `Snap` uses the input field classification and influence traces from the original inputs to classify each basic block as critical, forgiving, mixed, or neither.

We evaluate the quality of `Snap`'s input field classifications by comparing them to the input field classifications that the test oracles produce. We evaluate the quality of `Snap`'s code classifications by manually examining the classified code regions and evaluating the correlation between their classification and their purpose in the computation.

benchmark	T_p	F_p	T_n	F_n
PNG	9580	5	451	18
GIF	6951	23	2149	1412
JPEG	5123	27	542	1831

Table 1: Critical byte classification results

5.4 Input Field Classification Results

Table 1 presents the field classification results. The table presents four numbers for each benchmark:

- **True Positives (T_p):** The number of bytes that the test oracle classifies as critical that `Snap` also classifies as critical.
- **False Positives (F_p):** The number of bytes that the test oracle classifies as forgiving but `Snap` classifies as critical.
- **True Negatives (T_n):** The number of bytes that the test oracle classifies as forgiving that `Snap` also classifies as forgiving.
- **False Negatives (F_n):** The number of bytes that the test oracle classifies as critical but `Snap` classifies as forgiving.

In general, `Snap` performs well:

- **Precision:** On each benchmark, 99% of the input file bytes that `Snap` classified as critical (an input file byte is classified as critical if the field that contains the byte is classified as critical) were also classified as critical by the test oracle.
- **Recall:** Of the input file bytes that the test oracle classified as critical, `Snap` also classified 99%, 83%, and 73% of the bytes as critical for the PNG, GIF, and JPEG benchmarks, respectively. A lower value for recall indicates that `Snap` misclassified a critical byte as forgiving.

Note that **Snap**'s recall on JPEG is substantially lower than its recall for the other benchmarks. We attribute this phenomenon to the fact that **Snap** only works with direct, and not indirect, influence. As discussed in Section 3.4.2 and Section 5.1, **Snap** classifies an input field as critical if, according to the influence trace, the field influences the operands of more than a threshold proportion of the executed instructions. However, the influence trace only captures direct influence — it does not capture indirect control-flow influence or indirect influence induced through pointer arithmetic or array indexing operations. The JPEG benchmark uses input bytes in pointer arithmetic. Because **Snap** does not track the indirect influence that these pointer arithmetic operations induce, the output influence calculation undercounts the number of executed instructions that these bytes influence. For this reason **Snap** misclassifies 27% of JPEG's critical bytes as forgiving.

Figures 3, 4, and 5 present data for the GIF benchmark. These figures plot the mean (over all corresponding fuzzed inputs) test oracle test distance, **Snap** behavioral distance, and **Snap** output influence, respectively, as a function of the corresponding fuzzed input byte. These graphs illustrate how **Snap**'s behavioral distance and output influence metrics correlate with different aspects of the test oracle's test distance and how appropriately combining these two metrics enables **Snap** to identify critical input fields with excellent precision and excellent to very good recall.

Behavioral Distance: An examination of the behavioral distance data supports the following observations:

- **Clean Separation:** There is a clean separation in the behavioral distance between regions with large behavioral distance (greater than 0.4) and regions with small behavioral distance (less than 0.4).
- **Large Behavioral Distance Implies Large Test Distance:** If there is a large deviation in the behavior of an application (as measured by the behavioral distance), then there is also a large deviation in the output — for every input region with a behavioral distance greater than 0.4, the test distance is at least 0.9 (i.e., at least 90% of the output bytes are different). In general, regions that have large behavioral distances contain information such as the image parameters (around byte 0) and metadata (around byte 800). Fuzzing these data typically leaves the application unable to successfully parse or process the input image file.
- **Large Test Distance Does Not Necessarily Imply Large Behavioral Distance:** For many input regions, the behavioral distance is small but the test distance is large. In general, these regions (approximately bytes 800 through 1200) contain image data. Fuzzing the image data typically does not dramatically change the computation that the application performs, but can produce a large change in the appearance of the rendered image.

Output Influence: A striking feature of the output influence graph (Figure 5) is the downward-sloping line from byte 800 through byte 1200 (approximately). The image compression algorithm is the source of this line — essentially, each encoded pixel influences the values of all subsequent encoded pixels. So the proportion of the pixel decoding computation that each pixel influences is directly proportional to its position in the image file.

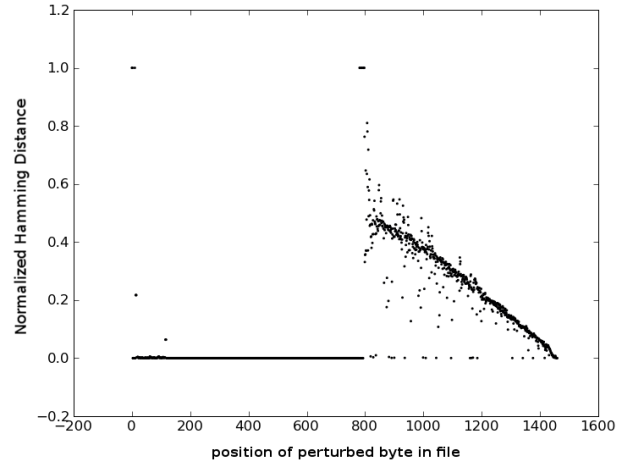


Figure 3: GIF Test Distance

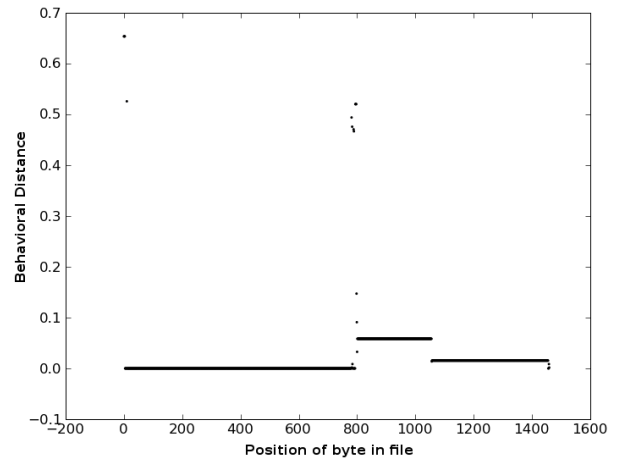


Figure 4: GIF Behavioral Distance

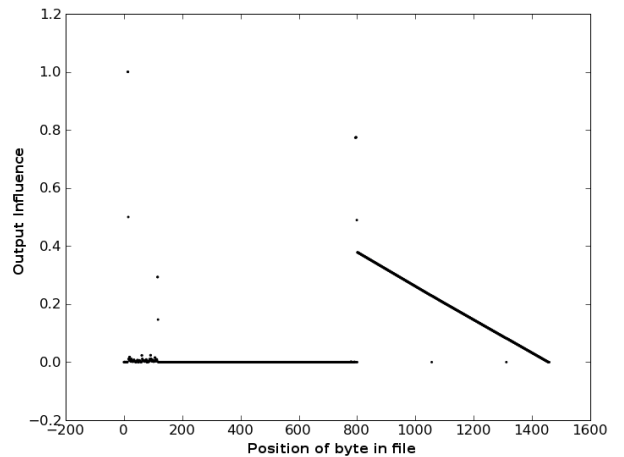


Figure 5: GIF Output Influence

function name
png_memcpy_check
png_handle_IHDR
png_handle_PLTE
png_handle_tRNS
png_do_read_transformations
png_read_start_row

(a) Behavior-critical

function name
inflate_table
inflate_fast
inflate
png_read_row
png_read_finish_row
updatewindow

(b) Output-critical

function name
png_handle_tIME
png_handle_gAMA
png_handle_IEND
png_handle_pHYs

(c) Forgiving

function name
png_crc_read
png_crc_error
png_get_uint_31
png_read_data

(d) Mixed Usage

Figure 6: PNG and zlib code classifications

The test distance graph (Figure 3) exhibits a corresponding (but noisier) line in the same part of the file. This line shows that the proportion of the computation that each compressed pixel influences correlates closely with the impact of that pixel on the appearance of the final rendered image. In this way the output influence metric can capture the impact of each compressed pixel on the visual appearance of the image and, more generally, the impact of different input regions on the output.

Unused Data: All of the graphs reflect the fact that almost all bytes 100 through 800 (approximately) have essentially no effect on any aspect of the computation or its output. This region of the input contains unused portions of a fixed-size image palette. Such regions show up as horizontal lines on both the behavioral distance and output influence graphs.

5.5 Code Classifications

We evaluate the accuracy of **Snap**'s code classifications by examining each executed function to investigate the relationship between the classifications of the basic blocks in the function and the role that the function plays in the computation. For this purpose we manually refine **Snap**'s critical code classification to *behavior-critical* code (code classified as critical because of behavioral distance) and *output-critical* code (code classified as critical because of output influence). In general, we found that **Snap**'s code classifications consistently reflect the roles that the different regions of code play in the computation.

5.5.1 PNG and zlib

Behavior-critical: Figure 6(a) lists the behavior-critical PNG and zlib functions. The `png_handle` functions each implement a particular feature of the file format. Specifically, `png_handle_IHDR` reads a PNG file's initial, mandatory header and allocates the library's initial data structures. `png_handle_PLTE` allocates and builds the palette for a paletted image. `png_memcpy_check` uses critical data about the length of fields in the input to allocate memory buffers. Corruptions to the data that `png_memcpy_check` accesses may violate implicit invariants about the intended size of the allocated buffer and lead to uninitialized reads or out of bounds writes. For each of these functions, data corruption or programmer error can lead to critical errors in the execution of the application.

function name
DGifGetLine
DGifGetImageDesc

(a) Behavior-critical

function name
DGifDecompressLine
DGifDecompressInput

(b) Output-critical

function name
DGifGetWord

(c) Mixed Usage

Figure 7: GIF code classifications

Output-critical: Figure 6(b) lists the output-critical PNG and zlib functions. These functions decompress the main image data. `png_read_row` and `png_read_finish_row` direct compressed image data from the input file to zlib's `inflate`, `inflate_table`, and `inflate_fast` functions. These functions are critical because the entirety of the application's output is directed through these functions. Therefore, small errors in these functions can lead to global distortions in the output.

Forgiving: Figure 6(c) lists the PNG and zlib functions that **Snap** classified as forgiving. Some of these functions process parts of the input that are not relevant for the intended deployment context of the application. For example, `png_handle_tIME` and `png_handle_pHYs` read the timestamp and physical device parameters (respectively) out of the input buffers and store them in appropriate application variables (from which they are never accessed). The `png_handle_IEND` function handles the final file delimiter. Although the PNG specification mandates that every PNG file must contain this delimiter, the PNG library will still produce the rendered output image even if it reaches the end of the input without encountering this delimiter. Faults in these regions of code will not compromise the output provided that the application can execute through the corresponding errors.

Mixed Usage: Figure 6(d) lists the PNG and zlib functions with mixed classifications. These functions are common utility functions. The `png_crc_read` and `png_crc_error` functions compute input file checksums. The `png_read_data`, `png_default_read_data`, and `png_get_uint_31` functions are all file reading utility functions.

5.5.2 GIF

Figure 7 presents the code classifications for the GIF benchmark. GIF is a relatively simple image format that does not provide the same level of functionality as PNG and JPEG. The application is also coded with relatively large functions. In comparison with PNG and JPEG, it therefore contains relatively few relevant functions.

Behavior-critical: GIF's behavior-critical functions are responsible for parsing the image description header and coordinating the movement of uncompressed output to destination buffers. Both of these tasks require the manipulation of the critical data associated with the image's dimensions and encoding parameters.

Output-critical: Like the PNG file format, GIF's image data decompression functions are output-critical. Faults in these functions could potentially corrupt the entire rendered image.

Mixed Usage: GIF's single mixed usage function is a utility function that reads raw bytes from the input file.

function name
alloc_large
alloc_sarray
alloc_small
free_pool
jpeg_calc_output_dims
jinit_d_main_controller
start_pass_huff_decoder
process_data_simple_main
jpeg_finish_decompress
jpeg_make_d_derived_tbl
jdiv_round_up

(a) Behavior-critical

function name
decode_mcu
jpeg_huff_decode
jpeg_fill_bit_buffer
jpeg_idct_islow

(b) Output-critical

function name
examine_app0
examine_app14

(c) Forgiving

function name
get_interesting_appn
next_marker
read_markers
skip_input_data
skip_variable

(d) Mixed Usage

Figure 8: JPEG code classifications

5.5.3 JPEG

Snap's classifications for the JPEG library (Figure 8) mirror the results of its classifications for the PNG library.

Behavior-critical: The behavior-critical functions in JPEG initialize data structures, process the image parameters and metadata, and allocate memory (JPEG has its own custom allocator). The functions whose names start with `alloc` allocate decompression buffers. `jinit_d_main_controller` initializes the state of the parsing engine. In several locations in the library, `jdiv_round_up` rounds off the height and width of the image. Faults in these functions may cause critical memory system errors or produce invalid initial states (which can critically impair the application).

Output-critical: JPEG's output-critical functions decompress the image data (these functions play a similar role to the decompression functions in GIF and PNG) and perform a variety of image transformations. Faults in these functions could potentially corrupt the rendered image.

Forgiving and Mixed: JPEG's forgiving and mixed usage functions implement functionality that can be critical to the output of the application. For instance, the mixed usage functions implement functionality related to navigating the structure of the file. We attribute the misclassification of these functions to the misclassification of the critical fields (see Section 5.4) that influence the data they manipulate.

6. THREATS TO VALIDITY

The primary conclusion of our research is that meaningful distinctions exist between critical and forgiving input fields and code, and that *Snap*'s techniques can automatically and accurately infer these distinctions.

We note that our set of benchmark applications is relatively small (only three applications) with all benchmarks in the same area (image file decoding). At this point it is not clear the extent to which our results may generalize to other applications in other areas (although other studies have found meaningful criticality distinctions in other application areas, see Section 7).

Snap uses the input field classification to induce the code classification. As the inaccuracy in the JPEG code classification illustrates (see Section 5.5.3), the fact that the influence trace does not take indirect influence via control flow, array indexing, or pointer arithmetic into account can cause *Snap* to misclassify critical code as forgiving. On the other hand, including indirect influence in the influence trace might make the code classification overly aggressive (i.e., the code classifier might misclassify forgiving code as critical). It is also possible for some data derived from critical input fields to be forgiving and vice-versa. It is even possible for the same data to be forgiving at some points in the computation and critical at others. In these cases *Snap* might have to use a more precise analysis technique (potentially, for example, fuzzing internal application data as well as the input) to produce a useful classification.

7. RELATED WORK

Snap uses *perturbation analysis* (which perturbs some aspect of the application, its execution, its input, or its internal data) to classify input regions and code as critical or forgiving. It is also possible to use software fault injection (which perturbs the application as opposed to its input) to classify regions of code as critical or forgiving [26]. In this study, critical code regions often manipulate input metadata (such as video stream metadata) while forgiving regions often manipulate the core video or email data. Another approach skips task executions to find critical tasks [22, 24]. The results show that critical tasks tend to create data structures that subsequent tasks use or copy data between data structures. These results are broadly consistent with the results in this paper.

Samurai provides an API that developers can use to allocate objects in either the critical heap (which uses object replication and guard objects to protect its contents against corruption) or the non-critical heap (which provides no protection mechanisms) [19]. The results show that, in the absence of the memory protection mechanisms, corruptions to objects allocated in the critical heap produce application failure rates in excess of 50%. Corruptions to objects allocated in the non-critical heap, on the other hand, produce application failure rates of approximately 2%. A difference between *Snap* and Samurai is that *Snap* focuses on the use of perturbation analysis to automatically classify input fields and code as critical or forgiving, while Samurai focuses on implementation mechanisms that protect critical memory against corruption.

Snap uses influence tracing to generate input specifications and to identify critical and forgiving input fields and code regions. Other applications of taint and influence tracing include detecting security and/or privacy vulnerabilities [27, 3, 16, 21] and supporting software testing [8, 9, 5]. To enable these applications, researchers have developed a range of taint and information flow tracing techniques and systems [27, 3, 16, 21, 4, 8, 5, 9].

Researchers have also developed a variety of techniques for automatically inferring general input file formats [2, 7, 12, 6]. The applications of these formats include reverse engineering, intrusion detection, and software testing. Automated fuzz testing [13, 1, 18, 9] is an established technique for automated test case generation. Our fuzzing technique is closest to block-based fuzzers, which use input format specifications to apply fuzzing at the level of input fields [1].

8. CONCLUSION

This paper advocates viewing both inputs and code through a prism that separates critical regions (which must typically satisfy hard logical correctness properties for the application to function acceptably at all) from forgiving regions (which can typically tolerate significant perturbations without affecting the acceptability of the execution). **Snap** uses dynamic perturbation analysis to automatically classify input fields as either critical or forgiving, then extends this classification to regions of code within the application. The resulting classification information is directly relevant for a variety of software engineering tasks. But perhaps more importantly, the availability of an automated classification system can help developers acquire, retain, and pervasively apply this enlightening and productive perspective across all of their activities as they engineer complex, challenging software systems.

Acknowledgements

This research was supported by DARPA Cooperative Agreement FA8750-06-2-0189 and NSF Awards 0811397, 0835652, and 0905224. Michael Carbin is supported by a Microsoft Graduate Research Fellowship.

9. REFERENCES

- [1] Dave Aitel. The advantages of block-based protocol analysis for security testing. Technical report, Immunity, Inc., 2002.
- [2] Juan Caballero, Heng Yin, Zhenkai Liang, and Dawn Xiaodong Song. Polyglot: automatic extraction of protocol message format using dynamic binary analysis. In *CCS*, pages 317–329, 2007.
- [3] Jim Chow, Ben Pfaff, Tal Garfinkel, and Mendel Rosenblum. Shredding your garbage: reducing data lifetime through secure deallocation. In *Security*, pages 22–22, 2005.
- [4] James Clause, Wanchun Li, and Ro Orso. Dytan: A generic dynamic taint analysis framework. In *ISSTA*, pages 196–206, 2007.
- [5] James A. Clause and Alessandro Orso. Penumbra: automatically identifying failure-relevant inputs using dynamic tainting. In *ISSTA*, pages 249–260, 2009.
- [6] Paolo Milani Comparetti, Gilbert Wondracek, Christopher Krügel, and Engin Kirda. Prospex: Protocol specification extraction. In *IEEE Symposium on Security and Privacy*, pages 110–125, 2009.
- [7] Weidong Cui, Marcus Peinado, Karl Chen, Helen J. Wang, and Luis Irún-Briz. Tupni: automatic reverse engineering of input formats. In *CCS*, 2008.
- [8] Will Drewry and Tavis Ormandy. Flayer: exposing application internals. In *WOOT*, pages 1–9, 2007.
- [9] Vijay Ganesh, Tim Leek, and Martin Rinard. Taint-based directed whitebox fuzzing. In *ICSE*, 2009.
- [10] Henry Hoffmann, Sasa Misailovic, Stelios Sidiroglou, Anant Agarwal, and Martin Rinard. Using Code Perforation to Improve Performance, Reduce Energy Consumption, and Respond to Failures. Technical Report MIT-CSAIL-TR-2009-042, MIT, September 2009.
- [11] Chris Lattner and Vikram S. Adve. LLVM: A compilation framework for lifelong program analysis & transformation. In *CGO*, pages 75–88, 2004.
- [12] Zhiqiang Lin, Xuxian Jiang, Dongyan Xu, and Xiangyu Zhang. Automatic protocol format reverse engineering through context-aware monitored execution. In *NDSS*, 2008.
- [13] Barton P. Miller, Louis Fredriksen, and Bryan So. An empirical study of the reliability of unix utilities. *CACM*, 33(12):32–44, 1990.
- [14] Sasa Misailovic, Deokhwan Kim, and Martin Rinard. Automatic Parallelization with Automatic Accuracy Bounds. Technical Report MIT-CSAIL-TR-2010-007, 2010.
- [15] Sasa Misailovic, Stelios Sidiroglou, Henry Hoffman, and Martin C. Rinard. Quality of service profiling. In *ICSE*, 2010.
- [16] James Newsome and Dawn Song. Dynamic Taint Analysis for Automatic Detection, Analysis, and Signature Generation of Exploits on Commodity Software. In *NDSS*, 2005.
- [17] Huu Hai Nguyen and Martin C. Rinard. Detecting and eliminating memory leaks using cyclic memory allocation. In *ISMM*, pages 15–30, 2007.
- [18] Carlos Pacheco, Shuvendu K. Lahiri, Michael D. Ernst, and Thomas Ball. Feedback-directed random test generation. In *ICSE*, pages 75–84, 2007.
- [19] Karthik Pattabiraman, Vinod Grover, and Benjamin G. Zorn. Samurai: protecting critical data in unsafe languages. In *EuroSys*, pages 219–232, 2008.
- [20] Jeff H. Perkins, Sunghun Kim, Samuel Larsen, Saman P. Amarasinghe, Jonathan Bachrach, Michael Carbin, Carlos Pacheco, Frank Sherwood, Stelios Sidiroglou, Greg Sullivan, Weng-Fai Wong, Yoav Zibin, Michael D. Ernst, and Martin C. Rinard. Automatically patching errors in deployed software. In *SOSP*, pages 87–102, 2009.
- [21] Feng Qin, Cheng Wang, Zhenmin Li, Ho-Seop Kim, Yuanyuan Zhou, and Youfeng Wu. Lift: A low-overhead practical information flow tracking system for detecting security attacks. In *MICRO*, pages 135–148, 2006.
- [22] Martin C. Rinard. Probabilistic accuracy bounds for fault-tolerant computations that discard tasks. In *ICS*, pages 324–334, 2006.
- [23] Martin C. Rinard. Living in the comfort zone. In *OOPSLA*, pages 611–622, 2007.
- [24] Martin C. Rinard. Using early phase termination to eliminate load imbalances at barrier synchronization points. In *OOPSLA*, pages 369–386, 2007.
- [25] Martin C. Rinard, Cristian Cadar, Daniel Dumitran, Daniel M. Roy, Tudor Leu, and William S. Beebee. Enhancing server availability and security through failure-oblivious computing. In *OSDI*, pages 303–316, 2004.
- [26] Martin C. Rinard, Cristian Cadar, and Huu Hai Nguyen. Exploring the acceptability envelope. In *OOPSLA Companion*, pages 21–30, 2005.
- [27] G. Edward Suh, Jae W. Lee, David Zhang, and Srinivas Devadas. Secure program execution via dynamic information flow tracking. In *ASPLOS*, pages 85–96, 2004.
- [28] Pang-Ning Tan, Michael Steinbach, and Vipin Kumar. *Introduction to Data Mining*. Addison Wesley, 2005.