

MIT Open Access Articles

*Observation of $B_s^0 \rightarrow J/\psi K^{*0}$ [B subscript s superscript 0 \rightarrow J/ψ K^* (892) superscript 0] and $B_s^0 \rightarrow J/\psi K_S^0$ [B subscript s superscript 0 \rightarrow J/ψ K subscript s superscript 0] decays*

The MIT Faculty has made this article openly available. **Please share** how this access benefits you. Your story matters.

Citation: Aaltonen, T. et al. "Observation of $B_s^0 \rightarrow J/\psi K^{*0}$ and $B_s^0 \rightarrow J/\psi K_S^0$ decays" Phys. Rev. D 83, 052012 (2011) © 2011 American Physical Society

As Published: <http://dx.doi.org/10.1103/PhysRevD.83.052012>

Publisher: American Physical Society

Persistent URL: <http://hdl.handle.net/1721.1/65327>

Version: Final published version: final published article, as it appeared in a journal, conference proceedings, or other formally published context

Terms of Use: Article is made available in accordance with the publisher's policy and may be subject to US copyright law. Please refer to the publisher's site for terms of use.



Observation of $B_s^0 \rightarrow J/\psi K^*(892)^0$ and $B_s^0 \rightarrow J/\psi K_s^0$ decays

T. Aaltonen,²¹ B. Álvarez González,^{9,w} S. Amerio,^{41a} D. Amidei,³² A. Anastassov,³⁶ A. Annovi,¹⁷ J. Antos,¹² G. Apollinari,¹⁵ J. A. Appel,¹⁵ A. Apresyan,⁴⁶ T. Arisawa,⁵⁶ A. Artikov,¹³ J. Asaadi,⁵¹ W. Ashmanskas,¹⁵ B. Auerbach,⁵⁹ A. Aurisano,⁵¹ F. Azfar,⁴⁰ W. Badgett,¹⁵ A. Barbaro-Galtieri,²⁶ V. E. Barnes,⁴⁶ B. A. Barnett,²³ P. Barria,^{44c,44a} P. Bartos,¹² M. Baucé,^{41b,41a} G. Bauer,³⁰ F. Bedeschi,^{44a} D. Beecher,²⁸ S. Behari,²³ G. Bellentini,^{44b,44a} J. Bellinger,⁵⁸ D. Benjamin,¹⁴ A. Beretvas,¹⁵ A. Bhatti,⁴⁸ M. Binkley,^{15,a} D. Bisello,^{41b,41a} I. Bizjak,^{28,aa} K. R. Bland,⁵ B. Blumenfeld,²³ A. Bocci,¹⁴ A. Bodek,⁴⁷ D. Bortoletto,⁴⁶ J. Boudreau,⁴⁵ A. Boveia,¹¹ B. Brau,^{15,b} L. Brigliadori,^{6b,6a} A. Brisuda,¹² C. Bromberg,³³ E. Brucken,²¹ M. Bucciantonio,^{44b,44a} J. Budagov,¹³ H. S. Budd,⁴⁷ S. Budd,²² K. Burkett,¹⁵ G. Busetto,^{41b,41a} P. Bussey,¹⁹ A. Buzatu,³¹ C. Calancha,²⁹ S. Camarda,⁴ M. Campanelli,³³ M. Campbell,³² F. Canelli,^{12,15} A. Canepa,⁴³ B. Carls,²² D. Carlsmith,⁵⁸ R. Carosi,^{44a} S. Carrillo,^{16,l} S. Carron,¹⁵ B. Casal,⁹ M. Casarsa,¹⁵ A. Castro,^{6b,6a} P. Catastini,¹⁵ D. Cauz,^{52a} V. Cavaliere,^{44c,44a} M. Cavalli-Sforza,⁴ A. Cerri,^{26,g} L. Cerrito,^{28,r} Y. C. Chen,¹ M. Chertok,⁷ G. Chiarelli,^{44a} G. Chlachidze,¹⁵ F. Chlebana,¹⁵ K. Cho,²⁵ D. Chokheli,¹³ J. P. Chou,²⁰ W. H. Chung,⁵⁸ Y. S. Chung,⁴⁷ C. I. Ciobanu,⁴² M. A. Ciocci,^{44c,44a} A. Clark,¹⁸ G. Compostella,^{41b,41a} M. E. Convery,¹⁵ J. Conway,⁷ M. Corbo,⁴² M. Cordelli,¹⁷ C. A. Cox,⁷ D. J. Cox,⁷ F. Crescioli,^{44b,44a} C. Cuenca Almenar,⁵⁹ J. Cuevas,^{9,w} R. Culbertson,¹⁵ D. Dagenhart,¹⁵ N. d'Ascenzo,^{42,u} M. Datta,¹⁵ P. de Barbaro,⁴⁷ S. De Cecco,^{49a} G. De Lorenzo,⁴ M. Dell'Orso,^{44b,44a} C. Deluca,⁴ L. Demortier,⁴⁸ J. Deng,^{14,d} M. Deninno,^{6a} F. Devoto,²¹ M. d'Errico,^{41b,41a} A. Di Canto,^{44b,44a} B. Di Ruzza,^{44a} J. R. Dittmann,⁵ M. D'Onofrio,²⁷ S. Donati,^{44b,44a} P. Dong,¹⁵ M. Dorigo,^{52a} T. Dorigo,^{41a} K. Ebina,⁵⁶ A. Elagin,⁵¹ A. Eppig,³² R. Erbacher,⁷ D. Errede,²² S. Errede,²² N. Ershaidat,^{42,z} R. Eusebi,⁵¹ H. C. Fang,²⁶ S. Farrington,⁴⁰ M. Feindt,²⁴ J. P. Fernandez,²⁹ C. Ferrazza,^{44d,44a} R. Field,¹⁶ G. Flanagan,^{46,s} R. Forrest,⁷ M. J. Frank,⁵ M. Franklin,²⁰ J. C. Freeman,¹⁵ Y. Funakoshi,⁵⁶ I. Furic,¹⁶ M. Gallinaro,⁴⁸ J. Galyardt,¹⁰ J. E. Garcia,¹⁸ A. F. Garfinkel,⁴⁶ P. Garosi,^{44c,44a} H. Gerberich,²² E. Gerchtein,¹⁵ S. Giagu,^{49b,49a} V. Giakoumopoulou,³ P. Giannetti,^{44a} K. Gibson,⁴⁵ C. M. Ginsburg,¹⁵ N. Giokaris,³ P. Giromini,¹⁷ M. Giunta,^{44a} G. Giurgiu,²³ V. Glagolev,¹³ D. Glenzinski,¹⁵ M. Gold,³⁵ D. Goldin,⁵¹ N. Goldschmidt,¹⁶ A. Golossanov,¹⁵ G. Gomez,⁹ G. Gomez-Ceballos,³⁰ M. Goncharov,³⁰ O. González,²⁹ I. Gorelov,³⁵ A. T. Goshaw,¹⁴ K. Goulios,⁴⁸ A. Greife,^{41a} S. Grinstein,⁴ C. Grosso-Pilcher,¹¹ R. C. Group,⁵⁵ J. Guimaraes da Costa,²⁰ Z. Gunay-Unalan,³³ C. Haber,²⁶ S. R. Hahn,¹⁵ E. Halkiadakis,⁵⁰ A. Hamaguchi,³⁹ J. Y. Han,⁴⁷ F. Happacher,¹⁷ K. Hara,⁵³ D. Hare,⁵⁰ M. Hare,⁵⁴ R. F. Harr,⁵⁷ K. Hatakeyama,⁵ C. Hays,⁴⁰ M. Heck,²⁴ J. Heinrich,⁴³ M. Herndon,⁵⁸ S. Hewamanage,⁵ D. Hidas,⁵⁰ A. Hocker,¹⁵ W. Hopkins,^{15,h} D. Horn,²⁴ S. Hou,¹ R. E. Hughes,³⁷ M. Hurwitz,¹¹ U. Husemann,⁵⁹ N. Hussain,³¹ M. Hussein,³³ J. Huston,³³ G. Introzzi,^{44a} M. Iori,^{49b,49a} A. Ivanov,^{7,p} E. James,¹⁵ D. Jang,¹⁰ B. Jayatilaka,¹⁴ E. J. Jeon,²⁵ M. K. Jha,^{6a} S. Jindariani,¹⁵ W. Johnson,⁷ M. Jones,⁴⁶ K. K. Joo,²⁵ S. Y. Jun,¹⁰ T. R. Junk,¹⁵ T. Kamon,⁵¹ P. E. Karchin,⁵⁷ Y. Kato,^{39,o} W. Ketchum,¹¹ J. Keung,⁴³ V. Khotilovich,⁵¹ B. Kilminster,¹⁵ D. H. Kim,²⁵ H. S. Kim,²⁵ H. W. Kim,²⁵ J. E. Kim,²⁵ M. J. Kim,¹⁷ S. B. Kim,²⁵ S. H. Kim,⁵³ Y. K. Kim,¹¹ N. Kimura,⁵⁶ M. Kirby,¹⁵ S. Klimenko,¹⁶ K. Kondo,⁵⁶ D. J. Kong,²⁵ J. Konigsberg,¹⁶ A. V. Kotwal,¹⁴ M. Kreps,²⁴ J. Kroll,⁴³ D. Krop,¹¹ N. Krumnack,^{5,m} M. Kruse,¹⁴ V. Krutelyov,^{51,e} T. Kuhr,²⁴ M. Kurata,⁵³ S. Kwang,¹¹ A. T. Laasanen,⁴⁶ S. Lami,^{44a} S. Lammel,¹⁵ M. Lancaster,²⁸ R. L. Lander,⁷ K. Lannon,^{37,v} A. Lath,⁵⁰ G. Latino,^{44c,44a} I. Lazzizzera,^{41a} T. LeCompte,² E. Lee,⁵¹ H. S. Lee,¹¹ J. S. Lee,²⁵ S. W. Lee,^{51,x} S. Leo,^{44b,44a} S. Leone,^{44a} J. D. Lewis,¹⁵ C.-J. Lin,²⁶ J. Linacre,⁴⁰ M. Lindgren,¹⁵ E. Lipeles,⁴³ A. Lister,¹⁸ D. O. Litvintsev,¹⁵ C. Liu,⁴⁵ Q. Liu,⁴⁶ T. Liu,¹⁵ S. Lockwitz,⁵⁹ N. S. Lockyer,⁴³ A. Loginov,⁵⁹ D. Lucchesi,^{41b,41a} J. Lueck,²⁴ P. Lujan,²⁶ P. Lukens,¹⁵ G. Lungu,⁴⁸ J. Lys,²⁶ R. Lysak,¹² R. Madrak,¹⁵ K. Maeshima,¹⁵ K. Makhoul,³⁰ P. Maksimovic,²³ S. Malik,⁴⁸ G. Manca,^{27,c} A. Manousakis-Katsikakis,³ F. Margaroli,⁴⁶ C. Marino,²⁴ M. Martínez,⁴ R. Martínez-Ballarín,²⁹ P. Mastrandrea,^{49a} M. Mathis,²³ M. E. Mattson,⁵⁷ P. Mazzanti,^{6a} K. S. McFarland,⁴⁷ P. McIntyre,⁵¹ R. McNulty,^{27,j} A. Mehta,²⁷ P. Mehtala,²¹ A. Menzione,^{44a} C. Mesropian,⁴⁸ T. Miao,¹⁵ D. Mietlicki,³² A. Mitra,¹ H. Miyake,⁵³ S. Moed,²⁰ N. Moggi,^{6a} M. N. Mondragon,^{15,l} C. S. Moon,²⁵ R. Moore,¹⁵ M. J. Morello,¹⁵ J. Morlock,²⁴ P. Movilla Fernandez,¹⁵ A. Mukherjee,¹⁵ Th. Muller,²⁴ P. Murat,¹⁵ M. Mussini,^{6b,6a} J. Nachtman,^{15,n} Y. Nagai,⁵³ J. Naganoma,⁵⁶ I. Nakano,³⁸ A. Napier,⁵⁴ J. Nett,⁵¹ C. Neu,⁵⁵ M. S. Neubauer,²² J. Nielsen,^{26,f} L. Nodulman,² O. Norniella,²² E. Nurse,²⁸ L. Oakes,⁴⁰ S. H. Oh,¹⁴ Y. D. Oh,²⁵ I. Oksuzian,⁵⁵ T. Okusawa,³⁹ R. Orava,²¹ L. Ortolan,⁴ S. Pagan Griso,^{41b,41a} C. Pagliarone,^{52a} E. Palencia,^{9,g} V. Papadimitriou,¹⁵ A. A. Paramonov,² J. Patrick,¹⁵ G. Pauletta,^{52b,52a} M. Paulini,¹⁰ C. Paus,³⁰ D. E. Pellett,⁷ A. Penzo,^{52a} T. J. Phillips,¹⁴ G. Piacentino,^{44a} E. Pianori,⁴³ J. Pilot,³⁷ K. Pitts,²² C. Plager,⁸ L. Pondrom,⁵⁸ K. Potamianos,⁴⁶ O. Poukhov,^{13,a} F. Prokoshin,^{13,y} A. Pronko,¹⁵ F. Ptohos,^{17,i} E. Pueschel,¹⁰ G. Punzi,^{44b,44a} J. Pursley,⁵⁸ A. Rahaman,⁴⁵ V. Ramakrishnan,⁵⁸ N. Ranjan,⁴⁶ I. Redondo,²⁹ P. Renton,⁴⁰ M. Rescigno,^{49a} F. Rimondi,^{6b,6a} L. Ristori,^{45,15} A. Robson,¹⁹ T. Rodrigo,⁹ T. Rodriguez,⁴³ E. Rogers,²² S. Rolli,⁵⁴ R. Roser,¹⁵ M. Rossi,^{52a} F. Rubbo,¹⁵ F. Ruffini,^{44c,44a} A. Ruiz,⁹ J. Russ,¹⁰ V. Rusu,¹⁵ A. Safonov,⁵¹

W. K. Sakumoto,⁴⁷ Y. Sakurai,⁵⁶ L. Santi,^{52b,52a} L. Sartori,^{44a} K. Sato,⁵³ V. Saveliev,^{42,u} A. Savoy-Navarro,⁴² P. Schlabach,¹⁵ A. Schmidt,²⁴ E. E. Schmidt,¹⁵ M. P. Schmidt,^{59,a} M. Schmitt,³⁶ T. Schwarz,⁷ L. Scodellaro,⁹ A. Scribano,^{44c,44a} F. Scuri,^{44a} A. Sedov,⁴⁶ S. Seidel,³⁵ Y. Seiya,³⁹ A. Semenov,¹³ F. Sforza,^{44b,44a} A. Sfyrla,²² S. Z. Shalhout,⁷ T. Shears,²⁷ P. F. Shepard,⁴⁵ M. Shimojima,^{53,t} S. Shiraishi,¹¹ M. Shochet,¹¹ I. Shreyber,³⁴ A. Simonenko,¹³ P. Sinervo,³¹ A. Sissakian,^{13,a} K. Sliwa,⁵⁴ J. R. Smith,⁷ F. D. Snider,¹⁵ A. Soha,¹⁵ S. Somalwar,⁵⁰ V. Sorin,⁴ P. Squillacioti,¹⁵ M. Stancari,¹⁵ M. Stanitzki,⁵⁹ R. St. Denis,¹⁹ B. Stelzer,³¹ O. Stelzer-Chilton,³¹ D. Stentz,³⁶ J. Strologas,³⁵ G. L. Strycker,³² Y. Sudo,⁵³ A. Sukhanov,¹⁶ I. Suslov,¹³ K. Takemasa,⁵³ Y. Takeuchi,⁵³ J. Tang,¹¹ M. Tecchio,³² P. K. Teng,¹ J. Thom,^{15,h} J. Thome,¹⁰ G. A. Thompson,²² E. Thomson,⁴³ P. Tito-Guzmán,²⁹ S. Tkaczyk,¹⁵ D. Toback,⁵¹ S. Tokar,¹² K. Tollefson,³³ T. Tomura,⁵³ D. Tonelli,¹⁵ S. Torre,¹⁷ D. Torretta,¹⁵ P. Totaro,^{52b,52a} M. Trovato,^{44d,44a} Y. Tu,⁴³ F. Ukegawa,⁵³ S. Uozumi,²⁵ A. Varganov,³² F. Vázquez,^{16,1} G. Velev,¹⁵ C. Vellidis,³ M. Vidal,²⁹ I. Vila,⁹ R. Vilar,⁹ J. Vizán,⁹ M. Vogel,³⁵ G. Volpi,^{44b,44a} P. Wagner,⁴³ R. L. Wagner,¹⁵ T. Wakisaka,³⁹ R. Wallny,⁸ S. M. Wang,¹ A. Warburton,³¹ D. Waters,²⁸ M. Weinberger,⁵¹ W. C. Wester III,¹⁵ B. Whitehouse,⁵⁴ D. Whiteson,^{43,d} A. B. Wicklund,² E. Wicklund,¹⁵ S. Wilbur,¹¹ F. Wick,²⁴ H. H. Williams,⁴³ J. S. Wilson,³⁷ P. Wilson,¹⁵ B. L. Winer,³⁷ P. Wittich,^{15,h} S. Wolbers,¹⁵ H. Wolfe,³⁷ T. Wright,³² X. Wu,¹⁸ Z. Wu,⁵ K. Yamamoto,³⁹ J. Yamaoka,¹⁴ T. Yang,¹⁵ U. K. Yang,^{11,q} Y. C. Yang,²⁵ W.-M. Yao,²⁶ G. P. Yeh,¹⁵ K. Yi,^{15,n} J. Yoh,¹⁵ K. Yorita,⁵⁶ T. Yoshida,^{39,k} G. B. Yu,¹⁴ I. Yu,²⁵ S. S. Yu,¹⁵ J. C. Yun,¹⁵ A. Zanetti,^{52a} Y. Zeng,¹⁴ and S. Zucchelli^{6b,6a}

(CDF Collaboration)

¹*Institute of Physics, Academia Sinica, Taipei, Taiwan 11529, Republic of China*²*Argonne National Laboratory, Argonne, Illinois 60439, USA*³*University of Athens, 157 71 Athens, Greece*⁴*Institut de Física d'Altes Energies, ICREA, Universitat Autònoma de Barcelona, E-08193, Bellaterra (Barcelona), Spain*⁵*Baylor University, Waco, Texas 76798, USA*^{6a}*Istituto Nazionale di Fisica Nucleare Bologna, I-40127 Bologna, Italy*^{6b}*University of Bologna, I-40127 Bologna, Italy*⁷*University of California, Davis, Davis, California 95616, USA*⁸*University of California, Los Angeles, Los Angeles, California 90024, USA*⁹*Instituto de Física de Cantabria, CSIC, University of Cantabria, 39005 Santander, Spain*¹⁰*Carnegie Mellon University, Pittsburgh, Pennsylvania 15213, USA*¹¹*Enrico Fermi Institute, University of Chicago, Chicago, Illinois 60637, USA*¹²*Comenius University, 842 48 Bratislava, Slovakia, and Institute of Experimental Physics, 040 01 Kosice, Slovakia*¹³*Joint Institute for Nuclear Research, RU-141980 Dubna, Russia*¹⁴*Duke University, Durham, North Carolina 27708, USA*¹⁵*Fermi National Accelerator Laboratory, Batavia, Illinois 60510, USA*¹⁶*University of Florida, Gainesville, Florida 32611, USA*¹⁷*Laboratori Nazionali di Frascati, Istituto Nazionale di Fisica Nucleare, I-00044 Frascati, Italy*¹⁸*University of Geneva, CH-1211 Geneva 4, Switzerland*¹⁹*Glasgow University, Glasgow G12 8QQ, United Kingdom*²⁰*Harvard University, Cambridge, Massachusetts 02138, USA*²¹*Division of High Energy Physics, Department of Physics, University of Helsinki**and Helsinki Institute of Physics, FIN-00014, Helsinki, Finland*²²*University of Illinois, Urbana, Illinois 61801, USA*²³*The Johns Hopkins University, Baltimore, Maryland 21218, USA*²⁴*Institut für Experimentelle Kernphysik, Karlsruhe Institute of Technology, D-76131 Karlsruhe, Germany*²⁵*Center for High Energy Physics, Kyungpook National University, Daegu 702-701, Korea; Seoul National University,**Seoul 151-742, Korea; Sungkyunkwan University, Suwon 440-746, Korea;**Korea Institute of Science and Technology Information, Daejeon 305-806, Korea; and Chonnam National University,**Gwangju 500-757, Korea; Chonbuk National University, Jeonju 561-756, Korea*²⁶*Ernest Orlando Lawrence Berkeley National Laboratory, Berkeley, California 94720, USA*²⁷*University of Liverpool, Liverpool L69 7ZE, United Kingdom*²⁸*University College London, London WC1E 6BT, United Kingdom*²⁹*Centro de Investigaciones Energéticas Medioambientales y Tecnológicas, E-28040 Madrid, Spain*³⁰*Massachusetts Institute of Technology, Cambridge, Massachusetts 02139, USA*³¹*Institute of Particle Physics, McGill University, Montréal, Québec, Canada H3A 2T8; Simon Fraser University,**Burnaby, British Columbia, Canada V5A 1S6; University of Toronto, Toronto, Ontario, Canada M5S 1A7;**and TRIUMF, Vancouver, British Columbia, Canada V6T 2A3*

- ³²University of Michigan, Ann Arbor, Michigan 48109, USA
³³Michigan State University, East Lansing, Michigan 48824, USA
³⁴Institution for Theoretical and Experimental Physics, ITEP, Moscow 117259, Russia
³⁵University of New Mexico, Albuquerque, New Mexico 87131, USA
³⁶Northwestern University, Evanston, Illinois 60208, USA
³⁷The Ohio State University, Columbus, Ohio 43210, USA
³⁸Okayama University, Okayama 700-8530, Japan
³⁹Osaka City University, Osaka 588, Japan
⁴⁰University of Oxford, Oxford OX1 3RH, United Kingdom
^{41a}Istituto Nazionale di Fisica Nucleare, Sezione di Padova-Trento, I-35131 Padova, Italy
^{41b}University of Padova, I-35131 Padova, Italy
⁴²LPNHE, Université Pierre et Marie Curie/IN2P3-CNRS, UMR7585, Paris F-75252 France
⁴³University of Pennsylvania, Philadelphia, Pennsylvania 19104, USA
^{44a}Istituto Nazionale di Fisica Nucleare Pisa, I-56127 Pisa, Italy
^{44b}University of Pisa, I-56127 Pisa, Italy
^{44c}University of Siena, I-56127 Pisa, Italy
^{44d}Scuola Normale Superiore, I-56127 Pisa, Italy
⁴⁵University of Pittsburgh, Pittsburgh, Pennsylvania 15260, USA
⁴⁶Purdue University, West Lafayette, Indiana 47907, USA
⁴⁷University of Rochester, Rochester, New York 14627, USA
⁴⁸The Rockefeller University, New York, New York 10065, USA
^{49a}Istituto Nazionale di Fisica Nucleare, Sezione di Roma 1, Italy
^{49b}Sapienza Università di Roma, I-00185 Roma, Italy
⁵⁰Rutgers University, Piscataway, New Jersey 08855, USA
⁵¹Texas A&M University, College Station, Texas 77843, USA
^{52a}Istituto Nazionale di Fisica Nucleare Trieste/Udine, I-34100 Trieste, Italy
^{52b}University of Trieste/Udine, I-33100 Udine, Italy
⁵³University of Tsukuba, Tsukuba, Ibaraki 305, Japan
⁵⁴Tufts University, Medford, Massachusetts 02155, USA
⁵⁵University of Virginia, Charlottesville, Virginia 22906, USA
⁵⁶Waseda University, Tokyo 169, Japan
⁵⁷Wayne State University, Detroit, Michigan 48201, USA

^aDeceased

^bVisitor from University of Massachusetts Amherst, Amherst, MA 01003, USA

^cVisitor from Istituto Nazionale di Fisica Nucleare, Sezione di Cagliari, 09042 Monserrato (Cagliari), Italy

^dVisitor from University of California Irvine, Irvine, CA 92697, USA

^eVisitor from University of California Santa Barbara, Santa Barbara, CA 93106, USA

^fVisitor from University of California Santa Cruz, Santa Cruz, CA 95064, USA

^gVisitor from CERN, CH-1211 Geneva, Switzerland

^hVisitor from Cornell University, Ithaca, NY 14853, USA

ⁱVisitor from University of Cyprus, Nicosia CY-1678, Cyprus

^jVisitor from University College Dublin, Dublin 4, Ireland

^kVisitor from University of Fukui, Fukui City, Fukui Prefecture, Japan 910-0017

^lVisitor from Universidad Iberoamericana, Mexico D.F., Mexico

^mVisitor from Iowa State University, Ames, IA 50011, USA

ⁿVisitor from University of Iowa, Iowa City, IA 52242, USA

^oVisitor from Kinki University, Higashi-Osaka City, Japan 577-8502

^pVisitor from Kansas State University, Manhattan, KS 66506, USA

^qVisitor from University of Manchester, Manchester M13 9PL, England

^rVisitor from Queen Mary, University of London, London, E1 4NS, England

^sVisitor from Muons, Inc., Batavia, IL 60510, USA

^tVisitor from Nagasaki Institute of Applied Science, Nagasaki, Japan

^uVisitor from National Research Nuclear University, Moscow, Russia

^vVisitor from University of Notre Dame, Notre Dame, IN 46556, USA

^wVisitor from Universidad de Oviedo, E-33007 Oviedo, Spain

^xVisitor from Texas Tech University, Lubbock, TX 79609, USA

^yVisitor from Universidad Tecnica Federico Santa Maria, 110v Valparaiso, Chile

^zVisitor from Yarmouk University, Irbid 211-63, Jordan

^{aa}On leave from J. Stefan Institute, Ljubljana, Slovenia

⁵⁸*University of Wisconsin, Madison, Wisconsin 53706, USA*⁵⁹*Yale University, New Haven, Connecticut 06520, USA*

(Received 10 February 2011; published 28 March 2011)

We report the first observation of two Cabibbo-suppressed decay modes of the B_s^0 meson. Using a sample of $p\bar{p}$ collisions at $\sqrt{s} = 1.96$ TeV corresponding to 5.9 fb^{-1} of integrated luminosity collected with the CDF II, the collider detector at the Fermilab Tevatron, we search for new B_s^0 decay modes in a sample of events containing $J/\psi \rightarrow \mu^+ \mu^-$ decays. We reconstruct a $B_s^0 \rightarrow J/\psi K^*(892)^0$ signal with $K^*(892)^0 \rightarrow K^+ \pi^-$, observing a yield of 151 ± 25 events with a statistical significance of 8.0σ . We also reconstruct a $B_s^0 \rightarrow J/\psi K_S^0$ signal with $K_S^0 \rightarrow \pi^+ \pi^-$, observing a yield of 64 ± 14 events with a statistical significance of 7.2σ . From these yields, we extract the branching ratios $\mathcal{B}(B_s^0 \rightarrow J/\psi K^*(892)^0) = (8.3 \pm 3.8) \times 10^{-5}$ and $\mathcal{B}(B_s^0 \rightarrow J/\psi K^0) = (3.5 \pm 0.8) \times 10^{-5}$, where statistical, systematic, and fragmentation-fraction uncertainties are included in the combined uncertainty.

DOI: 10.1103/PhysRevD.83.052012

PACS numbers: 14.40.Nd, 12.15.Ff, 12.15.Hh, 13.25.Hw

I. INTRODUCTION

This paper presents the first observation of the Cabibbo-suppressed decays $B_s^0 \rightarrow J/\psi K^*(892)^0$ and $B_s^0 \rightarrow J/\psi K_S^0$ (and the corresponding charge conjugate decays) using a sample derived from an integrated luminosity of 5.9 fb^{-1} of proton-antiproton collisions at $\sqrt{s} = 1.96$ TeV produced at the Fermilab Tevatron. In addition to isolating these signals, we normalize the observed yields to the corresponding Cabibbo-favored B^0 decay modes ($B^0 \rightarrow J/\psi K^{*0}$, where K^{*0} refers to $K^*(892)^0$, and $B^0 \rightarrow J/\psi K_S^0$) to extract the branching ratios for these newly observed B_s^0 decay modes.

With the establishment of the decay modes presented here, future measurements can be considered that will further aid our experimental investigation into the physics of the B_s^0 system. The success of the Cabibbo-Kobayashi-Maskawa (CKM) three-generation description of charge conjugation-parity inversion (CP) violation [1] in the bottom and kaon sectors has continued to motivate additional, more precise tests of CP violation in the flavor sector. In recent years, attention has turned to the B_s^0 meson as new territory to explore the possibility of nonstandard-model contributions, specifically in the CKM matrix element V_{ts} . Precise measurement of the frequency of B_s^0 flavor oscillations [2] has significantly limited the magnitude of new physics amplitudes. However, possible large new physics phases remain poorly constrained.

Cabibbo-suppressed B_s^0 modes could provide complementary information on the B_s^0 mixing phase and on the width difference $\Delta\Gamma_{B_s^0} = \Gamma_{B_{SL}^0} - \Gamma_{B_{SH}^0}$, where $\Gamma_{B_{SL}^0}$ ($\Gamma_{B_{SH}^0}$) is the width of the light, even (heavy, odd) B_s^0 CP eigenstate [3]. The decay $B_s^0 \rightarrow J/\psi K^*(892)^0$ is a pseudoscalar to vector-vector transition and can be used to help disentangle penguin contributions in $B_s^0 \rightarrow J/\psi \phi$ [4]. With a sufficiently large data sample, it would be possible to measure $\Delta\Gamma_{B_s^0}$ and the polarization amplitudes. Furthermore, the Cabibbo-suppressed decay $B_s^0 \rightarrow J/\psi K_S^0$ is a CP -odd final state (ignoring CP violation in the kaon system), and therefore a measurement of the lifetime in this decay mode is a direct measure of $\Gamma_{B_{SH}^0} = 1/\tau_{B_{SH}^0}$. With a larger

data sample, a tagged CP asymmetry analysis of the $B_s^0 \rightarrow J/\psi K_S^0$ mode, in conjunction with our precise knowledge of CP violation in $B^0 \rightarrow J/\psi K_S^0$, can yield information on the angle γ of the unitarity triangle [5].

In the naïve spectator model, the ratio of branching ratios is given by the ratio of the squares of the CKM elements,

$$\frac{\mathcal{B}(B_s^0 \rightarrow J/\psi K)}{\mathcal{B}(B^0 \rightarrow J/\psi K)} = \frac{|V_{cd}|^2}{|V_{cs}|^2} = 0.051 \pm 0.006, \quad (1)$$

where K represents K_S^0 or K^{*0} . The numerical value is derived from $|V_{cd}| = 0.230 \pm 0.011$ and $|V_{cs}| = 1.023 \pm 0.036$ [3].

Experimentally, we extract the relative branching ratios using the relation

$$\frac{\mathcal{B}(B_s^0 \rightarrow J/\psi K)}{\mathcal{B}(B^0 \rightarrow J/\psi K)} = A_{\text{rel}} \frac{f_d}{f_s} \frac{N(B_s^0 \rightarrow J/\psi K)}{N(B^0 \rightarrow J/\psi K)}, \quad (2)$$

where A_{rel} is the relative acceptance, f_s/f_d is the ratio of fragmentation fractions, and $N(B_s^0 \rightarrow J/\psi K)/N(B^0 \rightarrow J/\psi K)$ is the measured ratio of yields.

We can use the result from Eq. (1) to estimate the relative yield in the spectator model. The value for f_s/f_d is extracted from the most recent Collider Detector at Fermilab Tevatron (CDF) measurement [6] of $f_s/(f_u + f_d) \times \mathcal{B}(D_s \rightarrow \phi\pi)$ and f_u/f_d , along with the current world-average value [3] for $\mathcal{B}(D_s \rightarrow \phi\pi)$. Combining the value $f_s/f_d = 0.269 \pm 0.033$ with the assumption that $A_{\text{rel}} = 1$, Eq. (2) yields

$$\begin{aligned} \frac{N(B_s^0 \rightarrow J/\psi K)}{N(B^0 \rightarrow J/\psi K)} &= \frac{\mathcal{B}(B_s^0 \rightarrow J/\psi K)}{\mathcal{B}(B^0 \rightarrow J/\psi K)} \frac{f_s}{f_d} \frac{1}{A_{\text{rel}}} \\ &= 0.014 \pm 0.002. \end{aligned} \quad (3)$$

While the result holds only in the simple spectator case, it provides useful guidance that we might expect one to two Cabibbo-suppressed $B_s^0 \rightarrow J/\psi K$ events for every 100 Cabibbo-favored $B^0 \rightarrow J/\psi K$ events.

After a description of the detector, data sample, and simulated samples utilized here, we describe the

$B_s^0 \rightarrow J/\psi K^{*0}$ analysis in Sec. III, followed by the $B_s^0 \rightarrow J/\psi K_S^0$ analysis in Sec. IV. Section V then describes the acceptance calculation for both modes, followed by the results in Sec. VI.

II. CDF DETECTOR, DATA, AND MONTE CARLO SAMPLES

The data used in these analyses correspond to an integrated luminosity of 5.9 fb^{-1} and were collected by the CDF II detector from March 2002 to February 2010 using di-muon triggers. The CDF II detector is a general purpose, cylindrically symmetric detector. A more detailed description can be found elsewhere [7]. The subdetectors relevant for these analyses are briefly discussed here. Charged particle trajectories (tracks) are measured by a system comprising eight layers of silicon microstrip detector (SVX) and an open-cell wire drift chamber (COT), both immersed in a 1.4 T axial magnetic field. The silicon detector [8] extends from a radius of 1.5 to 22 cm and has a single-hit resolution of approximately $15 \mu\text{m}$. The COT drift chamber [9] provides up to 96 measurements from radii of 40 to 137 cm and covers the range $|\eta| \leq 1$ [10]. The combined COT + SVX charged particle momentum resolution is $\sigma_{p_T}/(p_T)^2 = 0.07\% [\text{GeV}/c]^{-1}$, which leads to a mass resolution on the $K_S^0 \rightarrow \pi^+ \pi^-$ signal of $0.006 \text{ GeV}/c^2$. Outside the calorimeters reside four layers of planar drift chambers [11] (CMU) that detect muons with transverse momentum $p_T > 1.4 \text{ GeV}/c$ within $|\eta| < 0.6$. Additional chambers and scintillators [12] (CMX) cover $0.6 < |\eta| < 1.0$ for muons with $p_T > 2 \text{ GeV}/c$.

The di-muon triggers collect a sample of $J/\psi \rightarrow \mu^+ \mu^-$ candidates. At the first level of a three-level trigger system, an electronic track processor (XFT) [13] uses COT

information to find tracks and extrapolate [14] those with $p_T > 1.5(2.0) \text{ GeV}/c$ to track segments in the CMU (CMX) muon-chambers. Events pass this first trigger level if two or more XFT tracks are matched to muon-chamber track segments. The second trigger level requires those tracks to have opposite charge and an appropriate opening angle in the plane transverse to the beam line. Finally, at level 3, full tracking information is used to reconstruct $J/\psi \rightarrow \mu^+ \mu^-$ candidates. Events with a candidate in the mass range $2.7\text{--}4.0 \text{ GeV}/c^2$ are accepted.

To identify B^0 and B_s^0 decay candidates, we pair J/ψ candidates with $K_S^0 \rightarrow \pi^+ \pi^-$ and $K^{*0} \rightarrow K^+ \pi^-$ candidates. The reconstruction of $K_S^0 \rightarrow \pi^+ \pi^-$ and $K^{*0} \rightarrow K^+ \pi^-$ candidates starts from pairs of oppositely charged tracks fit to a common interaction point (vertex). In the $B_s^0 \rightarrow J/\psi K_S^0$ analysis, we reconstruct two tracks as pions and combine them to define a K_S^0 candidate, where the invariant mass of the two pions is constrained to the known K_S^0 mass [3]. In the $B_s^0 \rightarrow J/\psi K^{*0}$ analysis, we reconstruct the K^{*0} candidate from the combination of a π and a K . If two K^{*0} candidates are reconstructed with the same tracks, with the only difference that the kaon and pion hypotheses are interchanged, we select the K^{*0} candidate whose mass is closer to the pole value of $896 \text{ MeV}/c^2$. We perform a kinematic fit of each B candidate where the final-state tracks are constrained to come from a common decay point and the invariant mass of the muon pair is constrained to the known J/ψ mass [3]. These preliminary selection criteria for B^0 and B_s^0 candidates are listed in Table I. Additional selection criteria optimized for the individual channels are described in Secs. III and IV.

Simulated samples of B^0 and B_s^0 decays are used to optimize event selection, model signal distributions, and

TABLE I. Selection criteria for $B^0 \rightarrow J/\psi K$ candidates and $B_s^0 \rightarrow J/\psi K$ candidates, where K represents K^{*0} or K_S^0 .

Variable (Units)	$B_s^0 \rightarrow J/\psi K^{*0}$	$B_s^0 \rightarrow J/\psi K_S^0$
B^0/B_s^0 candidate four-track fit χ^2	<50	
B^0/B_s^0 candidate four-track fit probability		> 10^{-5}
B^0/B_s^0 candidate transverse momentum p_T (GeV/c)	>6	>4
B^0/B_s^0 candidate impact parameter (μm)	<50	
B^0/B_s^0 candidate transverse decay length significance L_{xy}/σ		>2
J/ψ candidate mass (GeV/c^2)	>3.05	>2.8
	<3.15	<3.3
J/ψ candidate 3-dimensional two-track fit χ^2	<30	<30
K candidate mass (GeV/c^2)	>0.55	>0.55
	<0.846	<0.846
K candidate 3-dimensional two-track fit χ^2	<30	<20
K candidate transverse decay length L_{xy} (cm)		>0.5
μ transverse momentum p_T (GeV/c)	>1.5	>1.5
$\Delta\phi$ between the two muons (radians)	<2.25	<2.25
μ_1 charge $\times \mu_2$ charge	= -1	= -1
Δz in the beam line between the two μ (cm)	<5	<5
π transverse momentum p_T (GeV/c)		>0.5

assess systematic uncertainties. For our default Monte Carlo simulation (MC) samples, we generate single b hadrons according to the predicted next-to-leading order QCD calculation [15]. For systematic studies, we also generate single b hadrons according to momentum and rapidity spectra measured by CDF [7]. These hadrons are then decayed using the EVTGEN package [16] and fed into a GEANT simulation of the CDF detector [17]. The simulated data are then processed and reconstructed in the same manner as the detector data. In the case of $J/\psi K^{*0}$ mode, it is necessary to specify the polarization parameters in the simulation. For both B^0 and B_s^0 , we use transversity basis [18] polarization amplitudes $|A_0|^2 = 0.6$ and $|A_\perp|^2 = 0.22$, which are similar to the PDG values of $|A_0|^2 = 0.571 \pm 0.008$ and $|A_\perp|^2 = 0.22 \pm 0.013$ [3]. For systematic acceptance studies, MC samples with other polarization values were generated.

In all of the MC samples generated, and throughout the analyses presented below, we assume that there is no CP violation in B_s^0 mixing or decay. We also assume that equal numbers of B^0 and \bar{B}^0 mesons, as well as equal numbers of B_s^0 and \bar{B}_s^0 mesons, are produced in the $p\bar{p}$ collisions. In this untagged analysis that does not distinguish $B \rightarrow J/\psi K_S^0$ from $\bar{B} \rightarrow J/\psi K_S^0$, the observed yield is unaffected by CP violation provided that equal numbers of B and \bar{B} mesons are produced at $t = 0$

III. $B_s^0 \rightarrow J/\psi K^*(892)^0$ ANALYSIS

We optimize the selection criteria to provide the highest likelihood for evidence of this mode. This is done by maximizing $S/(1.5 + \sqrt{B})$, where S refers to the number of signal events and B is the number of background events in the signal region. Reference [19] demonstrates that this quantity is well suited for discovery. For the signal sample, a $B_s^0 \rightarrow J/\psi K^{*0}$ MC sample is used. For the background sample, we use $J/\psi K^{*0}$ candidate events from data with the requirement that the reconstructed candidate mass M_B falls in the range $5.6 \text{ GeV}/c^2 < M_B < 5.8 \text{ GeV}/c^2$. This ‘‘upper sideband’’ region contains events kinematically similar to the combinatorial background in the signal region and is not contaminated by residual signal events. We avoid using the sideband below the B^0 peak because it is contaminated with partially reconstructed B decays such as $B^0 \rightarrow J/\psi K^{*0} \pi^0$. We optimize simultaneously over the transverse momenta $p_T(\pi^-)$ and $p_T(K^+)$, the B_s^0 transverse decay length $L_{xy}(B_s^0)$, and the B_s^0 decay kinematic-fit probability. The final cuts we use are $p_T(\pi^-) > 1.5 \text{ GeV}/c$, $p_T(K^+) > 1.5 \text{ GeV}/c$, $L_{xy}(B_s^0) > 300 \mu\text{m}$, and fit probability greater than 10^{-5} .

Particle identification using specific ionization (dE/dx) in the COT was evaluated to further separate $K^{*0} \rightarrow K^+ \pi^-$ from $\pi^+ \pi^-$ and $K^+ K^-$ backgrounds. Although further background reduction could be achieved, the corresponding reduction in signal efficiency rendered particle identification unprofitable, and we choose not to use it.

We determine the B_s^0 and B^0 yields using a binned likelihood fit in the candidate masses. We model the signal contributions with templates composed of three Gaussians obtained from fits to B^0 MC. The two dominant, narrow Gaussians model detector resolution effects and also account for cases where the identities of the π and K from the K^{*0} decay are interchanged. As mentioned above, some events are identified where a single pair of tracks passes the selection requirements under both the π - K and K - π hypotheses. In those cases, we reconstruct the event using both sets of π / K assignments and then choose a candidate whose particle assignment yields a reconstructed mass that is closer to the nominal K^{*0} (892) mass. This technique ensures that candidates are not used twice. Approximately 10% of $B \rightarrow J/\psi K^{*0}$ events are reconstructed with the incorrect π - K assignment. These events peak at the B masses, but have a significantly broader width. A wide Gaussian models misreconstructed signal events and other non-Gaussian resolution effects. The relative contributions, means, and widths of each Gaussian are fixed in the fit. The B_s^0 templates used in the fit are identical to B^0 templates, except for a shift of $86.8 \text{ MeV}/c^2$ in the mean value of the three Gaussians. This value corresponds to the known [3,20] mass difference between B_s^0 and B^0 . The MC slightly underestimates the mass resolution, so the widths of the two narrow Gaussians are multiplied by a scale factor common to the B^0 and B_s^0 templates, which is allowed to float in the fit. The scale factor is not applied to the third Gaussian since the resolution effects are negligible compared to the other effects. Moreover, a common mass shift is added to the means of all Gaussian templates to account for a possible mass mismodeling in the MC. This mass shift is floating in the fit.

The $B_s^0 \rightarrow J/\psi K^{*0}$ analysis has three primary background contributions: events with random track combinations (combinatorics), partially reconstructed b hadrons, and $B_s^0 \rightarrow J/\psi \phi$ decays. Combinatorial background arises from sources such as a real J/ψ plus two other tracks, where the J/ψ could be either prompt or coming from a B decay. Another source arises from false J/ψ candidates reconstructed from misidentified hadrons. The combinatorial background is nonpeaking and accurately modeled in the fit with an exponential function.

Backgrounds from partially reconstructed b hadrons come from multibody decays where a π , K , or γ is not reconstructed, for example, the decay mode $B^0 \rightarrow J/\psi K^{*0} \pi^0$. We fit this background with two ARGUS functions [21], one for partially reconstructed B^0 and another for partially reconstructed B_s^0 . The ARGUS function parametrization for $m < m_0$ is

$$f(m) = N_1 \times \sqrt{1 - \frac{m^2}{m_0^2}} \times e^{-Cm^2/m_0^2}, \quad (4)$$

where m_0 is the mass cutoff, C the decay constant, and N_1 is the normalization. The function is set to zero for

$m > m_0$. The ARGUS function for partially reconstructed B^0 has a fixed mass cutoff of $m(B^0) - m(\pi^0) = 5.140 \text{ GeV}/c^2$, and the function for partially reconstructed B_s^0 has a fixed mass cutoff of $m(B_s^0) - m(\pi^0) = 5.220 \text{ GeV}/c^2$. The decay constants of the two functions are constrained to be the same, and the normalizations are independent. Each ARGUS function is convoluted with a Gaussian having a width of $12 \text{ MeV}/c^2$ to account for detector resolution effects.

Since it is possible for $B_s^0 \rightarrow J/\psi \phi$ candidates to pass the $J/\psi K^{*0}$ reconstruction criteria, $B_s^0 \rightarrow J/\psi \phi$ must be considered as a background. We use a template consisting of two Gaussians, extracted from simulation, to model this background in the $J/\psi K^{*0}$ fit, where both Gaussians are primarily modeling detector resolution effects. We fix to the template values the widths, means, and relative contributions from each Gaussian in the final fit. We multiply the constant width of the narrower Gaussian by the same scale factor used in the signal templates. We constrain the $B_s^0 \rightarrow J/\psi \phi$ contribution in the $J/\psi K^{*0}$ fit by measuring the yield of $B_s^0 \rightarrow J/\psi \phi$ in the data using selection criteria efficient for reconstructing $B_s^0 \rightarrow J/\psi \phi$. We then use simulation to calculate the fraction of those $J/\psi \phi$ events that would satisfy the $J/\psi K^{*0}$ selection.

We perform a binned log likelihood fit to the $J/\psi K \pi$ invariant mass distribution using the templates for signals and the background functions described above. The mass distributions in data for $J/\psi K^{*0}$ candidates and the final fit appear in Fig. 1. The yields for $B^0 \rightarrow J/\psi K^{*0}$ and $B_s^0 \rightarrow J/\psi K^{*0}$ signal are 9530 ± 110 and 151 ± 25 , respectively. The ratio $N(B_s^0 \rightarrow J/\psi K^{*0})/N(B^0 \rightarrow J/\psi K^{*0})$ is $0.0159 \pm 0.0022(\text{stat})$.

We determine the statistical significance of the $B_s^0 \rightarrow J/\psi K^{*0}$ signal by fitting the mass distribution without the B_s^0 contribution (background-only hypothesis). For likelihood \mathcal{L} , we interpret $-2 \log \mathcal{L}$ as a χ^2 distribution. We use $\Delta\chi^2$ with 1 degree of freedom to determine that the probability of background fluctuations producing a comparable or greater signal is 8.9×10^{-16} or 8.0σ . This is the first observation of the $B_s^0 \rightarrow J/\psi K^{*0}$ decay.

We consider several sources of systematic uncertainty in the measured ratio of $N(B_s^0 \rightarrow J/\psi K^{*0})/N(B^0 \rightarrow J/\psi K^{*0})$. The modeling of the B^0 and B_s^0 signal peaks can influence the ratio. To quantify the effect of the mis-modeling, we repeat the fit using two Gaussian templates instead of three for the signal. The fit value of $N(B_s^0)/N(B^0)$ is shifted by 7×10^{-4} .

We vary the input mass difference between B^0 and B_s^0 in the templates within its uncertainty of $0.7 \text{ MeV}/c^2$. The difference in $N(B_s^0 \rightarrow J/\psi K^{*0})/N(B^0 \rightarrow J/\psi K^{*0})$ with the alternate templates is 2×10^{-5} . This is sufficiently small that we ascribe no systematic uncertainty due to the mass difference uncertainty.

The modeling of the combinatorial background is another source of systematic uncertainty. To explore the sensitivity to the choice parameterization, we use a power function ($f(m) = km^\alpha$, with k and α free parameters) instead of an exponential. The overall fit quality with the power function is similar to that obtained using an exponential model. We assign the difference in relative yield as a background modeling systematic uncertainty of 2×10^{-4} on the relative branching ratio.

In the likelihood fit, we allow the combinatorial background contribution to float. We performed a study to evaluate how the ratio of yields depends upon the specific, arbitrary choice of the fit range. We compare the main fit, which allows the combinatorial background to float over the entire fit range, to a control case where the combinatorial contribution is fitted in the upper sideband and extrapolated to the full mass range prior to the final fit. Because of the difference in the result from these two methods, we include a systematic uncertainty of 0.0050 on the $N(B_s^0 \rightarrow J/\psi K^{*0})/N(B^0 \rightarrow J/\psi K^{*0})$ ratio.

Several sources contribute to an uncertainty in the $B_s^0 \rightarrow J/\psi \phi$ contribution. While there is 30% uncertainty in the branching ratio, the dominant uncertainty arises from the uncertainty in the $B_s^0 \rightarrow J/\psi \phi$ template, given that we rely on MC to derive this. To perform a conservative assessment of this uncertainty, we repeated the fit while doubling the fraction of $B_s^0 \rightarrow J/\psi \phi$ candidates. The resulting shift

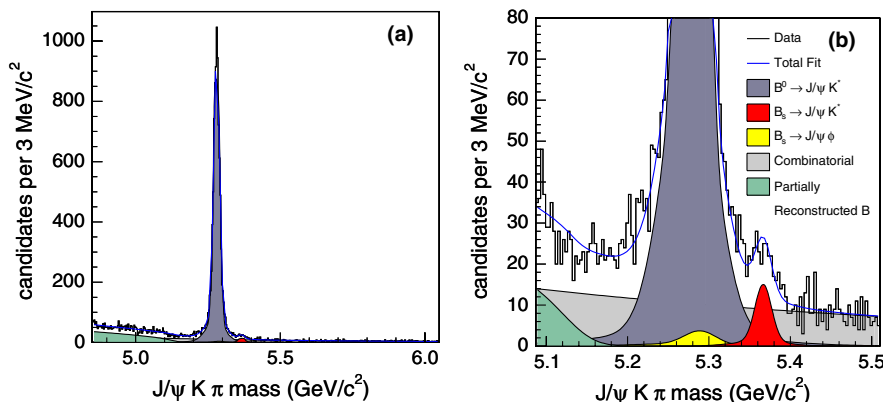


FIG. 1 (color online). (a) Invariant mass distribution in data for $J/\psi K^{*0}$ candidates and fit including the different contributions. (b) We enlarge the distribution in the signal region for more detail.

TABLE II. Systematic uncertainties for the ratio of yields. All numbers in percent.

Source	$\delta \frac{N(B_s^0 \rightarrow J/\psi K^{*0})}{N(B^0 \rightarrow J/\psi K^{*0})}$ (%)	$\delta \frac{N(B_s^0 \rightarrow J/\psi K_S^0)}{N(B^0 \rightarrow J/\psi K_S^0)}$ (%)
Signal modeling	4.4	4.6
Mass difference between B^0 and B_s^0	0.1	0.1
Combinatorial background modeling	1.3	5.6
Combinatorial background contribution	31.4	5.6
$B_s^0 \rightarrow J/\psi \phi$ contribution	1.3	
Total	31.8	9.2

of 2×10^{-4} is assigned as the uncertainty in the $B_s^0 \rightarrow J/\psi \phi$ contribution.

We add the different systematic uncertainty contributions, summarized in Table II, in quadrature, resulting in a final value of $N(B_s^0 \rightarrow J/\psi K^{*0})/N(B^0 \rightarrow J/\psi K^{*0})$ of $0.0159 \pm 0.0022(\text{stat}) \pm 0.0050(\text{syst})$.

IV. $B_s^0 \rightarrow J/\psi K_S^0$ ANALYSIS

The $B_s^0 \rightarrow J/\psi K_S^0$ decay has several differences compared to the $B_s^0 \rightarrow J/\psi K^{*0}$ decay. It contains a K_S^0 , which has a relatively long lifetime of $c\tau = 2.68$ cm. We use the displacement between the reconstructed K_S^0 decay point and the reconstructed B decay point in the event selection to reduce backgrounds such as $B_s^0 \rightarrow J/\psi \phi$. Finally, as in the B^0 system, we expect the $B_s^0 \rightarrow J/\psi K_S^0$ signal to be smaller than that of the $B_s^0 \rightarrow J/\psi K^{*0}$ mode. Therefore, we use a neural network (NN) technique to take full advantage of all the kinematic variables and their correlations. We use the NEUROBAYES [22] NN package. The NN provides an output value close to +1 for signal-like events and near -1 for backgroundlike events.

We train the NN using simulated B_s^0 MC events as a signal sample. We use data from the upper sideband in the $J/\psi K_S^0$ candidate mass distribution, well separated from the signal region, as a background training sample. We use as inputs for the NN the quantities listed in Table III. These input quantities are chosen as variables with good discriminating power which, alone or in combination, do not bias the mass spectrum. After the training, the NN achieves strong discrimination between signal and background, as shown in Fig. 2(a).

As in the $B_s^0 \rightarrow J/\psi K^{*0}$ analysis, we optimize the selection by maximizing $S/(1.5 + \sqrt{B})$. The signal S is modeled using B_s^0 MC events in the reconstructed mass range $5.350 \text{ GeV}/c^2 < M_B < 5.400 \text{ GeV}/c^2$. The background B is modeled using $J/\psi K_S^0$ candidates in data populating the mass range $5.430 \text{ GeV}/c^2 < M_B < 5.480 \text{ GeV}/c^2$. The figure of merit suggests a cut value in the NN response of 0.88, as shown in Fig. 2(b).

The fitting technique is similar to the $B_s^0 \rightarrow J/\psi K^{*0}$ analysis. We obtain the yields of $B^0 \rightarrow J/\psi K_S^0$ and $B_s^0 \rightarrow J/\psi K_S^0$ signals in a binned likelihood fit to the invariant mass distribution. We again model the B^0 and B_s^0 signal

contributions with three Gaussian templates obtained from fitting $B^0 \rightarrow J/\psi K_S^0$ MC and use the mass difference between B_s^0 and B^0 for the formation of the $B_s^0 \rightarrow J/\psi K_S^0$ template. The two major sources of background in this analysis are combinatorial background and partially reconstructed b -hadron decays. We model these with the same functional forms used in the $B^0 \rightarrow J/\psi K^{*0}$ analysis. However, we include only one ARGUS function because the contribution of partially reconstructed B_s^0 is negligible. An additional background in this analysis is $\Lambda_b^0 \rightarrow J/\psi \Lambda$ decays where the p from the Λ decay is assumed to be a π . In order to suppress the Λ_b^0 contribution, we apply a cut to the angular variable $\cos(\theta_{K_S^0, \pi_2})$, where $\theta_{K_S^0, \pi_2}$ is the angle between the K_S^0 candidate p_T in the lab frame and the lower p_T pion (π_2) in the K_S^0 center-of-mass frame. Cutting out events with $\cos(\theta_{K_S^0, \pi_2}) < -0.75$ removes 99.8% of the Λ_b^0 while retaining 86% of the B_s^0 . The residual Λ_b^0 contamination is less than one event and is neglected. The invariant mass distribution for $J/\psi K_S^0$ and the fit result including the different contributions are shown in Fig. 3.

TABLE III. Variables used as input in the NN training.

Input variables in the NN
B^0/B_s^0 candidate transverse momentum
B^0/B_s^0 candidate four-track decay point fit
B^0/B_s^0 candidate proper decay length
B^0/B_s^0 candidate impact parameter
J/ψ candidate transverse momentum
J/ψ candidate mass
J/ψ candidate proper decay length
J/ψ candidate impact parameter
K_S^0 candidate transverse momentum
K_S^0 candidate mass
K_S^0 candidate proper decay length
K_S^0 candidate impact parameter
π transverse momentum
π impact parameter
μ transverse momentum
μ impact parameter
μ cosine of the helicity angle in J/ψ rest frame

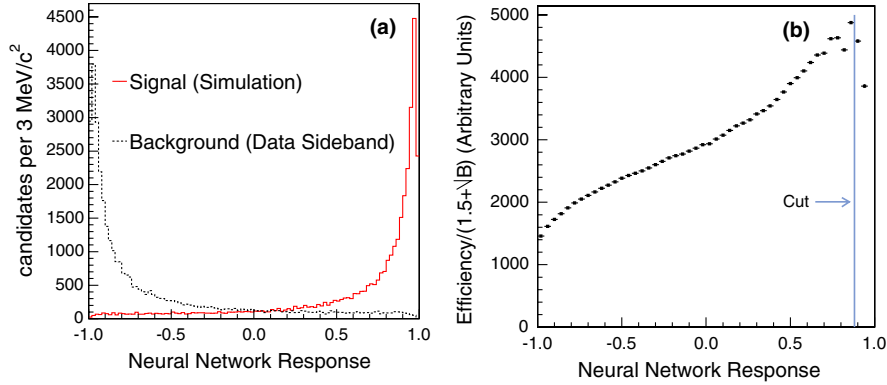


FIG. 2 (color online). (a) NN response where the solid line is signal simulation and the dashed one is sideband data. (b) Figure of merit $S/(1.5 + \sqrt{B})$ as a function of NN response. The vertical line indicates the optimized cut in the NN response.

We determine the yields of the $B^0 \rightarrow J/\psi K_S^0$ and $B_s^0 \rightarrow J/\psi K_S^0$ signals to be 5954 ± 79 and 64 ± 14 , respectively. As with the $B_s^0 \rightarrow J/\psi K^{*0}$ case, we determine the statistical significance of the $B_s^0 \rightarrow J/\psi K_S^0$ signal by fitting the mass distribution without the B_s^0 contribution (background-only hypothesis), a difference of 1 degree of freedom between the two hypotheses. For likelihood \mathcal{L} we interpret $-2 \log \mathcal{L}$ as a χ^2 and use the difference in that quantity to determine that the probability of background fluctuations producing a comparable or greater signal is 3.9×10^{-13} or 7.2σ . The value of $N(B_s^0 \rightarrow J/\psi K_S^0)/N(B^0 \rightarrow J/\psi K_S^0)$ is $0.0108 \pm 0.0019(\text{stat})$.

The sources of systematic uncertainty are similar to the other analysis. In this case, the absolute uncertainties for the ratio are 6×10^{-4} from the combinatorial background contribution, 6×10^{-4} from the combinatorial background modeling, 5×10^{-4} from the signal modeling, and 1.3×10^{-5} from the mass difference between B^0 and B_s^0 . The systematic uncertainties are summarized in Table II. We sum the contributions in quadrature resulting in a total systematic uncertainty of ± 0.0010 . The final value of $N(B_s^0 \rightarrow J/\psi K_S^0)/N(B^0 \rightarrow J/\psi K_S^0)$ is $0.0108 \pm 0.0019(\text{stat}) \pm 0.0010(\text{syst})$.

V. ACCEPTANCE CALCULATION

To determine the ratio of branching ratios $\mathcal{B}(B_s^0 \rightarrow J/\psi K)/\mathcal{B}(B^0 \rightarrow J/\psi K)$, where K represents K_S^0 or K^{*0} , the relative acceptances of $B^0 \rightarrow J/\psi K_S^0$ to $B_s^0 \rightarrow J/\psi K_S^0$ and $B^0 \rightarrow J/\psi K^{*0}$ to $B_s^0 \rightarrow J/\psi K^{*0}$ need to be determined. We use MC samples to extract A_{rel} as follows:

$$A_{\text{rel}} = \frac{N(B^0 \rightarrow J/\psi K_{\text{pass}})/N(B^0 \rightarrow J/\psi K_{\text{gen}})}{N(B_s^0 \rightarrow J/\psi K_{\text{pass}})/N(B_s^0 \rightarrow J/\psi K_{\text{gen}})}, \quad (5)$$

where N_{gen} is the number of MC generated signal events, N_{pass} is the number of events passing all selection requirements, and K represents K_S^0 or K^{*0} .

We determine the value for A_{rel} to be 1.057 ± 0.010 for the K^{*0} channel and 1.012 ± 0.010 for the K_S^0 channel. In both channels, the kinematics of the B^0 and B_s^0 final states are very similar to one another. The value for A_{rel} in the K^{*0} channel is larger than unity because the transverse decay length selection criteria removes more B_s^0 than B^0 because the B^0 lifetime is longer than the average B_s^0 lifetime. In the K_S^0 channel, A_{rel} is close to unity because the B_s^0 lifetime is the long-lived CP component and therefore close to the B^0 lifetime. We determine the statistical uncertainty on the

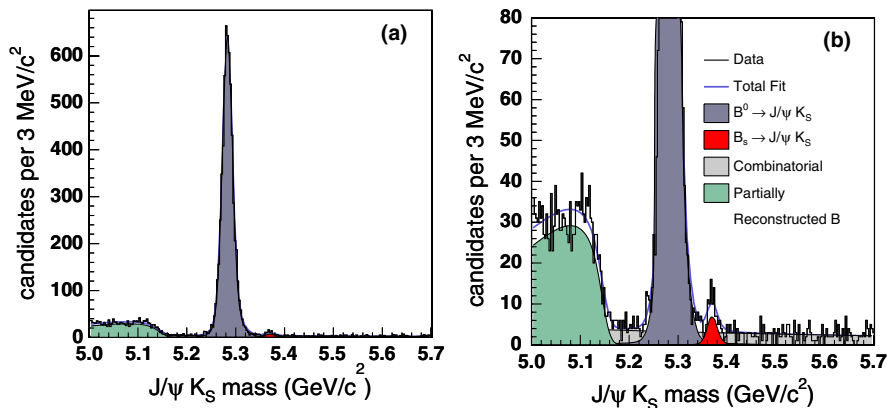


FIG. 3 (color online). (a) Invariant mass distribution in data for $J/\psi K_S^0$ candidates and fit including the different contributions. (b) We enlarge the distribution in the signal region for more detail.

TABLE IV. Systematic uncertainties for the relative acceptances. All numbers listed in percent.

Source	$\delta A_{\text{rel}}(B_s^0 \rightarrow J/\psi K^{*0})$ (%)	$\delta A_{\text{rel}}(B_s^0 \rightarrow J/\psi K_S^0)$ (%)
Lifetime for B^0 and B_s^0	4.4	2.8
B hadron p_T spectrum	2.7	3.2
Polarization	24.7	
Total	25.3	4.2

acceptances for B^0 and B_s^0 , assuming binomial statistics. This MC statistical uncertainty is reported as a systematic uncertainty on A_{rel} .

The data sample utilized in this analysis was acquired using a number of variations on the $J/\psi \rightarrow \mu^+ \mu^-$ trigger. We have verified that the acceptance calculation is robust and consistent across all kinematic variations of these triggers.

Several other effects contribute to the systematic uncertainty on A_{rel} . Uncertainty in B_s^0 and B^0 lifetimes introduces an uncertainty on the acceptance through the transverse decay length requirement. For $B_s^0 \rightarrow J/\psi K_S^0$ analysis, we generate different MC samples, varying the lifetimes by 1 standard deviation with respect to their measured values. We use the average measured value for B^0 and the evaluated $\tau_{B_{SH}^0}$ value for B_s^0 [3]. The maximum deviation of A_{rel} is 0.028, and we take this value as a systematic uncertainty.

For the $B_s^0 \rightarrow J/\psi K^{*0}$ analysis, the procedure to evaluate the systematic uncertainty is slightly different. The $B_s^0 \rightarrow J/\psi K^{*0}$ decay is an unknown admixture of CP -even and CP -odd states which have different lifetimes. The world-average currently gives $\Delta\Gamma_{B_s^0}/\Gamma_{B_s^0} = 0.092_{-0.054}^{+0.051}$ for $\Gamma_{B_s^0} = \frac{1}{2}(\Gamma_{B_{SH}^0} + \Gamma_{B_{SL}^0})$ [3], where $\Gamma_{B_{SH}^0}$ and $\Gamma_{B_{SL}^0}$ are the widths of the heavy and light mass eigenstates, respectively. If the B_s^0 were either all B_{SH}^0 or all B_{SL}^0 , the maximum lifetime change would be 5%. To evaluate the effect on A_{rel} , we reweight the default $B_s^0 \rightarrow J/\psi K^{*0}$ lifetime distribution. The reweighting is performed by normalizing the default lifetime distribution and comparing it to distributions with the lifetime increased or decreased by 5%. This leads to a maximum deviation on A_{rel} of 0.046.

Another source of systematic uncertainty arises from the momentum spectra of the B^0 and B_s^0 . Since we normalize our B_s^0 signal to the B^0 mode, we are sensitive only to mismodeling in the ratio of $p_T(B^0)$ versus $p_T(B_s^0)$, which should be quite small. We compare the default B_s^0 and B^0 samples which use a next-to-leading order QCD calculation [15] to the p_T spectrum measured by CDF [7]. In the $B_s^0 \rightarrow J/\psi K^{*0}$ analysis, the value of A_{rel} varies by 0.029 when using these alternative production spectra, and we take this value as a systematic uncertainty. Likewise, for the $B_s^0 \rightarrow J/\psi K_S^0$ analysis, the change in A_{rel} is 0.032.

Our relative acceptance is calculated assuming that the polarization in $B_s^0 \rightarrow J/\psi K^*$ is identical to the polarization in $B^0 \rightarrow J/\psi K^*$. Since we have no *a priori* knowledge

of the actual polarization in the B_s^0 mode, we compute the systematic uncertainty by allowing all possible values for the polarization. We generated MC samples for $A_0 = 1$, $A_{\parallel} = 1$, and $A_{\perp} = 1$. The maximum variation from any of these polarizations leads to a systematic uncertainty on A_{rel} of 0.261. Since the angular distributions arising from polarization are clearly the dominant systematic uncertainty, we have neglected the correlation between polarization and lifetime in assessing the uncertainties.

Table IV shows a summary of the systematic uncertainties on A_{rel} for both measurements. Summing these contributions in quadrature, we find $A_{\text{rel}} = 1.057 \pm 0.010(\text{stat}) \pm 0.267(\text{syst})$ for the K^{*0} analysis and $A_{\text{rel}} = 1.012 \pm 0.010(\text{stat}) \pm 0.042(\text{syst})$ for the K_S^0 analysis.

VI. RESULTS

Using the values of A_{rel} described above, we find

$$\frac{f_s \mathcal{B}(B_s^0 \rightarrow J/\psi K^{*0})}{f_d \mathcal{B}(B^0 \rightarrow J/\psi K^{*0})} = 0.0168 \pm 0.0024(\text{stat}) \pm 0.0068(\text{syst}) \quad (6)$$

and

$$\frac{f_s \mathcal{B}(B_s^0 \rightarrow J/\psi K_S^0)}{f_d \mathcal{B}(B^0 \rightarrow J/\psi K_S^0)} = 0.0109 \pm 0.0019(\text{stat}) \pm 0.0011(\text{syst}). \quad (7)$$

To determine the ratio of branching ratios, we combine these results with the most recent CDF measurement [6] of $f_s/(f_u + f_d) \times \mathcal{B}(D_s \rightarrow \phi\pi)$ and f_u/f_d with the current world-average value [3] for $\mathcal{B}(D_s \rightarrow \phi\pi)$ to yield $f_s/f_d = 0.269 \pm 0.033$. We quote the systematic uncertainty coming from the f_s/f_d uncertainty as ‘‘frag’’. The ratio of branching fractions to the reference B^0 decays are:

$$\frac{\mathcal{B}(B_s^0 \rightarrow J/\psi K^{*0})}{\mathcal{B}(B^0 \rightarrow J/\psi K^{*0})} = 0.062 \pm 0.009(\text{stat}) \pm 0.025(\text{syst}) \pm 0.008(\text{frag}) \quad (8)$$

and

$$\frac{\mathcal{B}(B_s^0 \rightarrow J/\psi K_S^0)}{\mathcal{B}(B^0 \rightarrow J/\psi K_S^0)} = 0.041 \pm 0.007(\text{stat}) \pm 0.004(\text{syst}) \pm 0.005(\text{frag}). \quad (9)$$

The relative branching ratios observed for both modes are in good agreement with the expectation based upon the pure spectator model.

We use the world-average values for $\mathcal{B}(B^0 \rightarrow J/\psi K^{*0})$ and $\mathcal{B}(B^0 \rightarrow J/\psi K^0)$ [3] for normalization to calculate the absolute branching fractions:

$$\mathcal{B}(B_s^0 \rightarrow J/\psi K^{*0}) = (8.3 \pm 1.2(\text{stat}) \pm 3.4(\text{syst}) \pm 1.0(\text{frag}) \pm 0.4(\text{norm})) \times 10^{-5} \quad (10)$$

and

$$\mathcal{B}(B_s^0 \rightarrow J/\psi K^0) = (3.5 \pm 0.6(\text{stat}) \pm 0.4(\text{syst}) \pm 0.4(\text{frag}) \pm 0.1(\text{norm})) \times 10^{-5}. \quad (11)$$

In conclusion, we present the first observation and branching ratio measurement of the Cabibbo-suppressed decays $B_s^0 \rightarrow J/\psi K^{*0}$ and $B_s^0 \rightarrow J/\psi K_S^0$. With larger data samples and additional analysis, these modes can be used to further explore the properties of the B_s^0 system.

ACKNOWLEDGMENTS

We thank the Fermilab staff and the technical staffs of the participating institutions for their vital contributions. This work was supported by the U. S. Department of Energy and National Science Foundation; the Italian Istituto Nazionale di Fisica Nucleare; the Ministry of Education, Culture, Sports, Science and Technology of Japan; the Natural Sciences and Engineering Research Council of Canada; the National Science Council of the Republic of China; the Swiss National Science Foundation; the A.P. Sloan Foundation; the Bundesministerium für Bildung und Forschung, Germany; the Korean World Class University Program, the National Research Foundation of Korea; the Science and Technology Facilities Council and the Royal Society, UK; the Institut National de Physique Nucleaire et Physique des Particules/CNRS; the Russian Foundation for Basic Research; the Ministerio de Ciencia e Innovación, and Programa Consolider-Ingenio 2010, Spain; the Slovak R&D Agency; and the Academy of Finland.

-
- [1] N. Cabibbo, *Phys. Rev. Lett.* **10**, 531 (1963); M. Kobayashi and T. Maskawa, *Prog. Theor. Phys.* **49**, 652 (1973).
- [2] A. Abulencia *et al.* (CDF Collaboration), *Phys. Rev. Lett.* **97**, 242003 (2006); **97**, 062003 (2006).
- [3] K. Nakamura *et al.* (Particle Data Group), *J. Phys. G* **37**, 075021 (2010).
- [4] S. Faller, R. Fleischer, and T. Mannel, *Phys. Rev. D* **79**, 014005 (2009).
- [5] R. Fleischer, *Eur. Phys. J. direct C* **10**, 299 (1999).
- [6] T. Aaltonen *et al.* (CDF Collaboration), *Phys. Rev. D* **77**, 072003 (2008).
- [7] D. Acosta *et al.* (CDF Collaboration), *Phys. Rev. D* **71**, 032001 (2005).
- [8] C. S. Hill *et al.*, *Nucl. Instrum. Methods Phys. Res., Sect. A* **530**, 1 (2004); A. Sill *et al.*, *Nucl. Instrum. Methods Phys. Res., Sect. A* **447**, 1 (2000); T. Affolder *et al.*, *Nucl. Instrum. Methods Phys. Res., Sect. A* **453**, 84 (2000).
- [9] T. Affolder *et al.*, *Nucl. Instrum. Methods Phys. Res., Sect. A* **526**, 249 (2004).
- [10] The CDF reference frame uses cylindrical coordinates, where θ and ϕ are the polar and azimuthal angles with respect to the proton beam. Pseudorapidity η is defined as $-\ln(\tan(\theta/2))$. Transverse momentum p_T is the charged particle momentum measured in the plane perpendicular to the beam line.
- [11] G. Ascoli *et al.*, *Nucl. Instrum. Methods Phys. Res., Sect. A* **268**, 33 (1988).
- [12] T. Dorigo *et al.*, *Nucl. Instrum. Methods Phys. Res., Sect. A* **461**, 560 (2001).
- [13] E.J. Thomson *et al.*, *IEEE Trans. Nucl. Sci.* **49**, 1063 (2002).
- [14] R. Downing *et al.*, *Nucl. Instrum. Methods Phys. Res., Sect. A* **570**, 36 (2007).
- [15] P. Nason, S. Dawson, and R.K. Ellis, *Nucl. Phys.* **B303**, 607 (1988).
- [16] D.J. Lange, *Nucl. Instrum. Methods Phys. Res., Sect. A* **462**, 152 (2001).
- [17] R. Brun *et al.*, CERN Report No. CERN-DD-78-2-REV; CERN Programming Library Long Write-up W5013, 1993.
- [18] A.S. Dighe, I. Dunietz, H.J. Lipkin, and J.L. Rosner, *Phys. Lett. B* **369**, 144 (1996).
- [19] G. Punzi, [arXiv:physics/0308063](https://arxiv.org/abs/physics/0308063).
- [20] D. Acosta *et al.* (CDF Collaboration), *Phys. Rev. Lett.* **96**, 202001 (2006).
- [21] H. Albrecht *et al.* (ARGUS Collaboration), *Phys. Lett. B* **241**, 278 (1990).
- [22] M. Feindt and U. Kerzel, *Nucl. Instrum. Methods Phys. Res., Sect. A* **559**, 190 (2006).