

MIT Open Access Articles

*Combined Search for the Standard Model Higgs Boson
Decaying to a $b\bar{b}$ Pair Using the Full CDF Data Set*

The MIT Faculty has made this article openly available. **Please share**
how this access benefits you. Your story matters.

Citation: Aaltonen, T. et al. "Combined Search for the Standard Model Higgs Boson Decaying to a $B\bar{b}$ Pair Using the Full CDF Data Set." Physical Review Letters 109.11 (2012). © 2012 American Physical Society

As Published: <http://dx.doi.org/10.1103/PhysRevLett.109.111802>

Publisher: American Physical Society

Persistent URL: <http://hdl.handle.net/1721.1/75763>

Version: Final published version: final published article, as it appeared in a journal, conference proceedings, or other formally published context

Terms of Use: Article is made available in accordance with the publisher's policy and may be subject to US copyright law. Please refer to the publisher's site for terms of use.





Combined Search for the Standard Model Higgs Boson Decaying to a $b\bar{b}$ Pair Using the Full CDF Data Set

T. Aaltonen,²¹ B. Álvarez González,^{9,aa} S. Amerio,^{40a} D. Amidei,³² A. Anastassov,^{15,y} A. Annovi,¹⁷ J. Antos,¹² G. Apollinari,¹⁵ J. A. Appel,¹⁵ T. Arisawa,⁵⁴ A. Artikov,¹³ J. Asaadi,⁴⁹ W. Ashmanskas,¹⁵ B. Auerbach,⁵⁷ A. Aurisano,⁴⁹ F. Azfar,³⁹ W. Badgett,¹⁵ T. Bae,²⁵ A. Barbaro-Galtieri,²⁶ V. E. Barnes,⁴⁴ B. A. Barnett,²³ P. Barria,^{42c,42a} P. Bartos,¹² M. Baucus,^{40b,40a} F. Bedeschi,^{42a} S. Behari,²³ G. Bellettini,^{42b,42a} J. Bellinger,⁵⁶ D. Benjamin,¹⁴ A. Beretvas,¹⁵ A. Bhatti,⁴⁶ M. E. Binkley,^{15,a} D. Bisello,^{40b,40a} I. Bizjak,²⁸ K. R. Bland,⁵ B. Blumenfeld,²³ A. Bocci,¹⁴ A. Bodek,⁴⁵ D. Bortoletto,⁴⁴ J. Boudreau,⁴³ A. Boveia,¹¹ L. Brigliadori,^{6b,6a} C. Bromberg,³³ E. Brucken,²¹ J. Budagov,¹³ H. S. Budd,⁴⁵ K. Burkett,¹⁵ G. Busetto,^{40b,40a} P. Bussey,¹⁹ A. Buzatu,³¹ A. Calamba,¹⁰ C. Calancha,²⁹ S. Camarda,⁴ M. Campanelli,²⁸ M. Campbell,³² F. Canelli,^{11,15} B. Carls,²² D. Carlsmith,⁵⁶ R. Carosi,^{42a} S. Carrillo,^{16,n} S. Carron,¹⁵ B. Casal,^{9,l} M. Casarsa,^{50a} A. Castro,^{6b,6a} P. Catastini,²⁰ D. Cauz,^{50a} V. Cavaliere,²² M. Cavalli-Sforza,⁴ A. Cerri,^{26,g} L. Cerrito,^{28,t} Y. C. Chen,¹ M. Chertok,⁷ G. Chiarelli,^{42a} G. Chlachidze,¹⁵ F. Chlebana,¹⁵ K. Cho,²⁵ D. Chokheli,¹³ W. H. Chung,⁵⁶ Y. S. Chung,⁴⁵ M. A. Ciocci,^{42c,42a} A. Clark,¹⁸ C. Clarke,⁵⁵ G. Compostella,^{40b,40a} M. E. Convery,¹⁵ J. Conway,⁷ M. Corbo,¹⁵ M. Cordelli,¹⁷ C. A. Cox,⁷ D. J. Cox,⁷ F. Crescioli,^{42b,42a} J. Cuevas,^{9,aa} R. Culbertson,¹⁵ D. Dagenhart,¹⁵ N. d'Ascenzo,^{15,x} M. Datta,¹⁵ P. de Barbaro,⁴⁵ M. Dell'Orso,^{42b,42a} L. Demortier,⁴⁶ M. Deninno,^{6a} F. Devoto,²¹ M. d'Errico,^{40b,40a} A. Di Canto,^{42b,42a} B. Di Ruzza,¹⁵ J. R. Dittmann,⁵ M. D'Onofrio,²⁷ S. Donati,^{42b,42a} P. Dong,¹⁵ M. Dorigo,^{50a} T. Dorigo,^{40a} K. Ebina,⁵⁴ A. Elagin,⁴⁹ A. Eppig,³² R. Erbacher,⁷ S. Errede,²² N. Ershaidat,^{15,ee} R. Eusebi,⁴⁹ S. Farrington,³⁹ M. Feindt,²⁴ J. P. Fernandez,²⁹ C. Ferrazza,^{47a} R. Field,¹⁶ G. Flanagan,^{15,v} R. Forrest,⁷ M. J. Frank,⁵ M. Franklin,²⁰ J. C. Freeman,¹⁵ Y. Funakoshi,⁵⁴ I. Furic,¹⁶ M. Gallinaro,⁴⁶ J. E. Garcia,¹⁸ A. F. Garfinkel,⁴⁴ P. Garosi,^{42c,42a} H. Gerberich,²² E. Gerchtein,¹⁵ S. Giagu,^{47a} V. Giakoumopoulou,³ P. Giannetti,^{42a} K. Gibson,⁴³ C. M. Ginsburg,¹⁵ N. Giokaris,³ P. Giromini,¹⁷ G. Giurgiu,²³ V. Glagolev,¹³ D. Glenzinski,¹⁵ M. Gold,³⁵ D. Goldin,⁴⁹ N. Goldschmidt,¹⁶ A. Golossanov,¹⁵ G. Gomez,⁹ G. Gomez-Ceballos,³⁰ M. Goncharov,³⁰ O. González,²⁹ I. Gorelov,³⁵ A. T. Goshaw,¹⁴ K. Goulianos,⁴⁶ S. Grinstein,⁴ C. Grosso-Pilcher,¹¹ R. C. Group,^{53,15} J. Guimaraes da Costa,²⁰ S. R. Hahn,¹⁵ E. Halkiadakis,⁴⁸ A. Hamaguchi,³⁸ J. Y. Han,⁴⁵ F. Happacher,¹⁷ K. Hara,⁵¹ D. Hare,⁴⁸ M. Hare,⁵² R. F. Harr,⁵⁵ K. Hatakeyama,⁵ C. Hays,³⁹ M. Heck,²⁴ J. Heinrich,⁴¹ M. Herndon,⁵⁶ S. Hewamanage,⁵ A. Hocker,¹⁵ W. Hopkins,^{15,h} D. Horn,²⁴ S. Hou,¹ R. E. Hughes,³⁶ M. Hurwitz,¹¹ U. Husemann,⁵⁷ N. Hussain,³¹ M. Hussein,³³ J. Huston,³³ G. Introzzi,^{42a} M. Iori,^{47b,47a} A. Ivanov,^{7,q} E. James,¹⁵ D. Jang,¹⁰ B. Jayatilaka,¹⁴ D. T. Jeans,^{47a} E. J. Jeon,²⁵ S. Jindariani,¹⁵ M. Jones,⁴⁴ K. K. Joo,²⁵ S. Y. Jun,¹⁰ T. R. Junk,¹⁵ T. Kamon,^{25,49} P. E. Karchin,⁵⁵ A. Kasmi,⁵ Y. Kato,^{38,p} W. Ketchum,¹¹ J. Keung,⁴¹ V. Khotilovich,⁴⁹ B. Kilminster,¹⁵ D. H. Kim,²⁵ H. S. Kim,²⁵ J. E. Kim,²⁵ M. J. Kim,¹⁷ S. B. Kim,²⁵ S. H. Kim,⁵¹ Y. K. Kim,¹¹ Y. J. Kim,²⁵ N. Kimura,⁵⁴ M. Kirby,¹⁵ S. Klimentenko,¹⁶ K. Knoepfel,¹⁵ K. Kondo,^{54,a} D. J. Kong,²⁵ J. Konigsberg,¹⁶ A. V. Kotwal,¹⁴ M. Krepis,²⁴ J. Kroll,⁴¹ D. Krop,¹¹ M. Kruse,¹⁴ V. Krutelyov,^{49,d} T. Kuhr,²⁴ M. Kurata,⁵¹ S. Kwang,¹¹ A. T. Laasanen,⁴⁴ S. Lami,^{42a} S. Lammel,¹⁵ M. Lancaster,²⁸ R. L. Lander,⁷ K. Lannon,^{36,z} A. Lath,⁴⁸ G. Latino,^{42c,42a} T. LeCompte,² E. Lee,⁴⁹ H. S. Lee,^{11,r} J. S. Lee,²⁵ S. W. Lee,^{49,cc} S. Leo,^{42b,42a} S. Leone,^{42a} J. D. Lewis,¹⁵ A. Limosani,^{14,u} C.-J. Lin,²⁶ M. Lindgren,¹⁵ E. Lipeles,⁴¹ A. Lister,¹⁸ D. O. Litvintsev,¹⁵ C. Liu,⁴³ H. Liu,⁵³ Q. Liu,⁴⁴ T. Liu,¹⁵ S. Lockwitz,⁵⁷ A. Loginov,⁵⁷ D. Lucchesi,^{40b,40a} J. Lueck,²⁴ P. Lujan,²⁶ P. Lukens,¹⁵ G. Lungu,⁴⁶ J. Lys,²⁶ R. Lysak,^{12,f} R. Madrak,¹⁵ K. Maeshima,¹⁵ P. Maestro,^{42c,42a} S. Malik,⁴⁶ G. Manca,^{27,b} A. Manousakis-Katsikakis,³ F. Margaroli,^{47a} C. Marino,²⁴ M. Martínez,⁴ P. Mastrandrea,^{47a} K. Matera,²² M. E. Mattson,⁵⁵ A. Mazzacane,¹⁵ P. Mazzanti,^{6a} K. S. McFarland,⁴⁵ P. McIntyre,⁴⁹ R. McNulty,^{27,k} A. Mehta,²⁷ P. Mehtala,²¹ C. Mesropian,⁴⁶ T. Miao,¹⁵ D. Mietlicki,³² A. Mitra,¹ H. Miyake,⁵¹ S. Moed,¹⁵ N. Moggi,^{6a} M. N. Mondragon,^{15,n} C. S. Moon,²⁵ R. Moore,¹⁵ M. J. Morello,^{42d,42a} J. Morlock,²⁴ P. Movilla Fernandez,¹⁵ A. Mukherjee,¹⁵ Th. Muller,²⁴ P. Murat,¹⁵ M. Mussini,^{6b,6a} J. Nachtman,^{15,o} Y. Nagai,⁵¹ J. Naganoma,⁵⁴ I. Nakano,³⁷ A. Napier,⁵² J. Nett,⁴⁹ C. Neu,⁵³ M. S. Neubauer,²² J. Nielsen,^{26,e} L. Nodulman,² S. Y. Noh,²⁵ O. Normiella,²² L. Oakes,³⁹ S. H. Oh,¹⁴ Y. D. Oh,²⁵ I. Oksuzian,⁵³ T. Okusawa,³⁸ R. Orava,²¹ L. Ortolan,⁴ S. Pagan Griso,^{40b,40a} C. Pagliarone,^{50a} E. Palencia,^{9,g} V. Papadimitriou,¹⁵ A. A. Paramonov,² J. Patrick,¹⁵ G. Pauletta,^{50b,50a} M. Paulini,¹⁰ C. Paus,³⁰ D. E. Pellett,⁷ A. Penzo,^{50a} T. J. Phillips,¹⁴ G. Piacentino,^{42a} E. Pianori,⁴¹ J. Pilot,³⁶ K. Pitts,²² C. Plager,⁸ L. Pondrom,⁵⁶ S. Poprocki,^{15,h} K. Potamianos,⁴⁴ F. Prokoshin,^{13,dd} A. Pranko,²⁶ F. Ptohos,^{17,i} G. Punzi,^{42b,42a} A. Rahaman,⁴³ V. Ramakrishnan,⁵⁶ N. Ranjan,⁴⁴ I. Redondo,²⁹ P. Renton,³⁹ M. Rescigno,^{47a} T. Riddick,²⁸ F. Rimondi,^{6b,6a} L. Ristori,^{42a,15} A. Robson,¹⁹ T. Rodrigo,⁹ T. Rodriguez,⁴¹ E. Rogers,²² S. Rolli,^{52,j} R. Roser,¹⁵ F. Ruffini,^{42c,42a} A. Ruiz,⁹ J. Russ,¹⁰ V. Rusu,¹⁵ A. Safonov,⁴⁹ W. K. Sakumoto,⁴⁵ Y. Sakurai,⁵⁴ L. Santi,^{50b,50a} K. Sato,⁵¹ V. Saveliev,^{15,x} A. Savoy-Navarro,^{15,bb} P. Schlabach,¹⁵ A. Schmidt,²⁴ E. E. Schmidt,¹⁵ T. Schwarz,¹⁵

L. Scodellaro,⁹ A. Scribano,^{42c,42a} F. Scuri,^{42a} S. Seidel,³⁵ Y. Seiya,³⁸ A. Semenov,¹³ F. Sforza,^{42b,42a} S. Z. Shalhout,⁷ T. Shears,²⁷ P. F. Shepard,⁴³ M. Shimojima,^{51,w} M. Shochet,¹¹ I. Shreyber-Tecker,³⁴ A. Simonenko,¹³ P. Sinervo,³¹ K. Sliwa,⁵² J. R. Smith,⁷ F. D. Snider,¹⁵ A. Soha,¹⁵ V. Sorin,⁴ H. Song,⁴³ P. Squillacioti,^{42c,42a} M. Stancari,¹⁵ R. St. Denis,¹⁹ B. Stelzer,³¹ O. Stelzer-Chilton,³¹ D. Stentz,^{15,y} J. Strologas,³⁵ G. L. Strycker,³² Y. Sudo,⁵¹ A. Sukhanov,¹⁵ I. Suslov,¹³ K. Takemasa,⁵¹ Y. Takeuchi,⁵¹ J. Tang,¹¹ M. Tecchio,³² P. K. Teng,¹ J. Thom,^{15,h} J. Thome,¹⁰ G. A. Thompson,²² E. Thomson,⁴¹ P. Tipton,⁵⁷ D. Toback,⁴⁹ S. Tokar,¹² K. Tollefson,³³ T. Tomura,⁵¹ D. Tonelli,¹⁵ S. Torre,¹⁷ D. Torretta,¹⁵ P. Totaro,^{40a} M. Trovato,^{42d,42a} F. Ukegawa,⁵¹ S. Uozumi,²⁵ A. Varganov,³² F. Vázquez,^{16,n} G. Velev,¹⁵ C. Vellidis,¹⁵ M. Vidal,⁴⁴ I. Vila,⁹ R. Vilar,⁹ J. Vizán,⁹ M. Vogel,³⁵ G. Volpi,¹⁷ P. Wagner,⁴¹ R. L. Wagner,¹⁵ T. Wakisaka,³⁸ R. Wallny,⁸ S. M. Wang,¹ A. Warburton,³¹ D. Waters,²⁸ W. C. Wester III,¹⁵ D. Whiteson,^{41,c} A. B. Wicklund,² E. Wicklund,¹⁵ S. Wilbur,¹¹ F. Wick,²⁴ H. H. Williams,⁴¹ J. S. Wilson,³⁶ P. Wilson,¹⁵ B. L. Winer,³⁶ P. Wittich,^{15,h} S. Wolbers,¹⁵ H. Wolfe,³⁶ T. Wright,³² X. Wu,¹⁸ Z. Wu,⁵ K. Yamamoto,³⁸ D. Yamato,³⁸ T. Yang,¹⁵ U. K. Yang,^{11,s} Y. C. Yang,²⁵ W.-M. Yao,²⁶ G. P. Yeh,¹⁵ K. Yi,^{15,o} J. Yoh,¹⁵ K. Yorita,⁵⁴ T. Yoshida,^{38,m} G. B. Yu,¹⁴ I. Yu,²⁵ S. S. Yu,¹⁵ J. C. Yun,¹⁵ A. Zanetti,^{50a} Y. Zeng,¹⁴ C. Zhou,¹⁴ and S. Zucchelli^{6b,6a}

(CDF Collaboration)^{ff}¹*Institute of Physics, Academia Sinica, Taipei, Taiwan 11529, Republic of China*²*Argonne National Laboratory, Argonne, Illinois 60439, USA*³*University of Athens, 157 71 Athens, Greece*⁴*Institut de Física d'Altes Energies, ICREA, Universitat Autònoma de Barcelona, E-08193, Bellaterra (Barcelona), Spain*⁵*Baylor University, Waco, Texas 76798, USA*^{6a}*Istituto Nazionale di Fisica Nucleare Bologna, I-40127 Bologna, Italy*^{6b}*University of Bologna, I-40127 Bologna, Italy*⁷*University of California, Davis, Davis, California 95616, USA*⁸*University of California, Los Angeles, Los Angeles, California 90024, USA*⁹*Instituto de Física de Cantabria, CSIC-University of Cantabria, 39005 Santander, Spain*¹⁰*Carnegie Mellon University, Pittsburgh, Pennsylvania 15213, USA*¹¹*Enrico Fermi Institute, University of Chicago, Chicago, Illinois 60637, USA*¹²*Comenius University, 842 48 Bratislava, Slovakia; Institute of Experimental Physics, 040 01 Kosice, Slovakia*¹³*Joint Institute for Nuclear Research, RU-141980 Dubna, Russia*¹⁴*Duke University, Durham, North Carolina 27708, USA*¹⁵*Fermi National Accelerator Laboratory, Batavia, Illinois 60510, USA*¹⁶*University of Florida, Gainesville, Florida 32611, USA*¹⁷*Laboratori Nazionali di Frascati, Istituto Nazionale di Fisica Nucleare, I-00044 Frascati, Italy*¹⁸*University of Geneva, CH-1211 Geneva 4, Switzerland*¹⁹*Glasgow University, Glasgow G12 8QQ, United Kingdom*²⁰*Harvard University, Cambridge, Massachusetts 02138, USA*²¹*Division of High Energy Physics, Department of Physics, University of Helsinki and Helsinki Institute of Physics, FIN-00014, Helsinki, Finland*²²*University of Illinois, Urbana, Illinois 61801, USA*²³*The Johns Hopkins University, Baltimore, Maryland 21218, USA*²⁴*Institut für Experimentelle Kernphysik, Karlsruhe Institute of Technology, D-76131 Karlsruhe, Germany*²⁵*Center for High Energy Physics: Kyungpook National University, Daegu 702-701, Korea;**Seoul National University, Seoul 151-742, Korea;**Sungkyunkwan University, Suwon 440-746, Korea;**Korea Institute of Science and Technology Information, Daejeon 305-806, Korea;**Chonnam National University, Gwangju 500-757, Korea;**Chonbuk National University, Jeonju 561-756, Korea*²⁶*Ernest Orlando Lawrence Berkeley National Laboratory, Berkeley, California 94720, USA*²⁷*University of Liverpool, Liverpool L69 7ZE, United Kingdom*²⁸*University College London, London WC1E 6BT, United Kingdom*²⁹*Centro de Investigaciones Energéticas Medioambientales y Tecnológicas, E-28040 Madrid, Spain*³⁰*Massachusetts Institute of Technology, Cambridge, Massachusetts 02139, USA*³¹*Institute of Particle Physics: McGill University, Montréal, Québec H3A 2T8, Canada;**Simon Fraser University, Burnaby, British Columbia V5A 1S6, Canada;**University of Toronto, Toronto, Ontario M5S 1A7, Canada;**and TRIUMF, Vancouver, British Columbia V6T 2A3, Canada*³²*University of Michigan, Ann Arbor, Michigan 48109, USA*

- ³³Michigan State University, East Lansing, Michigan 48824, USA
³⁴Institution for Theoretical and Experimental Physics, ITEP, Moscow 117259, Russia
³⁵University of New Mexico, Albuquerque, New Mexico 87131, USA
³⁶The Ohio State University, Columbus, Ohio 43210, USA
³⁷Okayama University, Okayama 700-8530, Japan
³⁸Osaka City University, Osaka 588, Japan
³⁹University of Oxford, Oxford OX1 3RH, United Kingdom
^{40a}Istituto Nazionale di Fisica Nucleare, Sezione di Padova-Trento, I-35131 Padova, Italy
^{40b}University of Padova, I-35131 Padova, Italy
⁴¹University of Pennsylvania, Philadelphia, Pennsylvania 19104, USA
^{42a}Istituto Nazionale di Fisica Nucleare Pisa, I-56127 Pisa, Italy
^{42b}University of Pisa, I-56127 Pisa, Italy
^{42c}University of Siena, I-56127 Pisa, Italy
^{42d}Scuola Normale Superiore, I-56127 Pisa, Italy
⁴³University of Pittsburgh, Pittsburgh, Pennsylvania 15260, USA
⁴⁴Purdue University, West Lafayette, Indiana 47907, USA
⁴⁵University of Rochester, Rochester, New York 14627, USA
⁴⁶The Rockefeller University, New York, New York 10065, USA
^{47a}Istituto Nazionale di Fisica Nucleare, Sezione di Roma, I-00185 Roma, Italy
^{47b}Sapienza Università di Roma, I-00185 Roma, Italy
⁴⁸Rutgers University, Piscataway, New Jersey 08855, USA
⁴⁹Texas A&M University, College Station, Texas 77843, USA
^{50a}Istituto Nazionale di Fisica Nucleare Trieste/Udine, I-34100 Trieste, Italy
^{50b}University of Udine, I-33100 Udine, Italy
⁵¹University of Tsukuba, Tsukuba, Ibaraki 305, Japan
⁵²Tufts University, Medford, Massachusetts 02155, USA
⁵³University of Virginia, Charlottesville, Virginia 22906, USA
⁵⁴Waseda University, Tokyo 169, Japan
⁵⁵Wayne State University, Detroit, Michigan 48201, USA
⁵⁶University of Wisconsin, Madison, Wisconsin 53706, USA
⁵⁷Yale University, New Haven, Connecticut 06520, USA

(Received 8 July 2012; published 10 September 2012)

We combine the results of searches for the standard model (SM) Higgs boson based on the full CDF Run II data set obtained from $\sqrt{s} = 1.96$ TeV $p\bar{p}$ collisions at the Fermilab Tevatron corresponding to an integrated luminosity of 9.45 fb^{-1} . The searches are conducted for Higgs bosons that are produced in association with a W or Z boson, have masses in the range $90\text{--}150 \text{ GeV}/c^2$, and decay into $b\bar{b}$ pairs. An excess of data is present that is inconsistent with the background prediction at the level of 2.5 standard deviations (the most significant local excess is 2.7 standard deviations).

DOI: [10.1103/PhysRevLett.109.111802](https://doi.org/10.1103/PhysRevLett.109.111802)

PACS numbers: 14.80.Bn, 13.85.Rm, 14.40.Nd

The mechanism of electroweak symmetry breaking in the standard model (SM) [1,2] predicts the existence of a fundamental scalar boson, referred to as the Higgs boson (H). Although there is strong evidence of electroweak symmetry breaking, the Higgs boson has yet to be observed. The SM does not predict the mass of the Higgs boson, m_H , but the combination of precision electroweak measurements [3], including recent top-quark and W boson mass measurements from the Tevatron [4,5], constrains $m_H < 152 \text{ GeV}/c^2$ at the 95% confidence level. Direct searches at LEP2 [6], the Tevatron [7], and the LHC [8,9] exclude all possible masses of the SM Higgs boson at the 95% confidence level or the 95% credibility level (C.L.), except within the ranges $116.6\text{--}119.4 \text{ GeV}/c^2$ and $122.1\text{--}127 \text{ GeV}/c^2$. A SM Higgs boson in these mass ranges would be produced in the $\sqrt{s} = 1.96$ TeV $p\bar{p}$ collisions of the Tevatron and have a branching fraction to $b\bar{b}$

greater than 50% [10–12]. While the most sensitive searches for the SM Higgs boson at the LHC are those based on its decays into pairs of gauge bosons, searches based on decays into pairs of b quarks are the most sensitive at the Tevatron. The searches at the LHC in the four-lepton and diphoton final state offer precise measurements of the mass of the Higgs boson, while the results presented here provide direct information about the Higgs boson's couplings to b quarks and are therefore complementary to the primary LHC search modes. In searches for the production of a Higgs boson in association with a vector boson (WH or ZH), leptonic decays of the vector boson provide effective discrimination between the expected signal and the large, uncertain hadronic backgrounds. Previous Higgs searches focused on these production and decay modes have been performed at LEP2 [6] and the LHC [13,14]. This Letter describes the combination of the results of three CDF

searches for a SM-like Higgs boson with a mass in the range $90 < m_H < 150 \text{ GeV}/c^2$. These searches are targeted at $ZH \rightarrow \ell^+ \ell^- b\bar{b}$ [15], $WH \rightarrow \ell \nu b\bar{b}$ [16], and $WH, ZH \rightarrow \cancel{E}_T b\bar{b}$ [17].

The CDF II detector is described in detail elsewhere [18,19]. Calorimeter energy deposits are clustered into jets using a cone algorithm with an opening angle of $\Delta R = \sqrt{(\Delta\phi)^2 + (\Delta\eta)^2} = 0.4$ [20]. High- p_T electron candidates are identified by matching charged-particle tracks in the tracking systems [21,22] with energy deposits in the electromagnetic calorimeters [23]. Muon candidates are identified by matching tracks with muon-detector track segments [24]. The hermeticity of the calorimeter allows for good reconstruction of the missing transverse energy (\cancel{E}_T) [25]. Jets are identified as consistent with the fragmentation of a b quark (b -tagged) using three different algorithms described in Ref. [26], which make use of track impact parameters, the presence of identified displaced vertices, the presence of leptons near the jet, and jet kinematic properties. The average tag efficiency for a jet originating (not originating) from b -quark fragmentation is in the range 42–70% (0.9–8.9%), depending on the properties of the jet.

Higgs boson signal events are simulated using PYTHIA [27], with CTEQ5L [28] parton distribution functions (PDFs) at leading order (LO). We normalize our Higgs boson signal-rate predictions to the most recent higher-order calculations available. The WH and ZH cross section calculations are performed at next-to-next-to leading order (NNLO) precision in QCD and next-to-leading-order (NLO) precision in the electroweak corrections and are described in Ref. [10]. The branching fractions for the Higgs boson decays are obtained from Ref. [12]. These rely on calculations using HDECAY [29] and PROPHECY4F [30]. Assuming the $m_H = 125 \text{ GeV}/c^2$ hypothesis, we expect approximately 85 Higgs boson events to pass our selections. We model SM and instrumental background processes using a mixture of Monte Carlo (MC) and data-driven methods. Diboson (WW , WZ , ZZ) MC samples are normalized using the NLO calculations from MCFM [31]. For $t\bar{t}$ we use a production cross section of $7.04 \pm 0.7 \text{ pb}$ [32], which is based on a top-quark mass of $173 \text{ GeV}/c^2$ [4] and MSTW 2008 NNLO PDFs [33]. The single-top-quark production cross section is taken to be $3.15 \pm 0.31 \text{ pb}$ [34]. The normalization of the Z + jets and W + jets MC samples is taken from ALPGEN [35] corrected for NLO effects, except in the case of the $WH \rightarrow \ell \nu b\bar{b}$ search. The normalization of the W + jets MC sample in the $WH \rightarrow \ell \nu b\bar{b}$ search, and normalization of the instrumental and QCD multijet samples in all searches, are constrained from data samples where the expected signal is several orders of magnitude smaller than in the search samples.

All searches use the same data sample, which corresponds to 9.45 fb^{-1} of integrated luminosity [36]. The analysis channels select nonoverlapping subsets of the

data. Exactly two, one, or zero charged leptons are required by the $ZH \rightarrow \ell^+ \ell^- b\bar{b}$, $WH \rightarrow \ell \nu b\bar{b}$, and $WH, ZH \rightarrow \cancel{E}_T b\bar{b}$ event selections, respectively, where ℓ denotes a reconstructed electron or muon. Both the $WH \rightarrow \ell \nu b\bar{b}$ and $WH, ZH \rightarrow \cancel{E}_T b\bar{b}$ event selections require large \cancel{E}_T to be consistent with the signature of one or more high- p_T neutrinos escaping the detector. Events in all searches are required to contain exactly two or three reconstructed jets. To optimize the sensitivity, the data in each search are further divided into independent subchannels composed of differing jet multiplicity, lepton quality, b -tag multiplicity, and b -tag quality. There are 16, 26, and 3 subchannels for the $ZH \rightarrow \ell^+ \ell^- b\bar{b}$, $WH \rightarrow \ell \nu b\bar{b}$, and $WH, ZH \rightarrow \cancel{E}_T b\bar{b}$ analyses, respectively, totaling to 45 for the combination presented here. For a pair of jets, the dijet mass resolution for signal events at CDF is expected to be 10–15% of their mean reconstructed mass [37]. The decay width of the Higgs boson signal is predicted to be much smaller than this mass resolution. The presence of a signal would appear as a broad enhancement in the invariant mass distribution of jets. The dijet mass provides the greatest discrimination between signal and background. However, to enhance sensitivity the dijet mass is combined with other kinematic information into multivariate discriminants.

Each search subchannel uses a multivariate analysis (MVA) technique designed to separate the Higgs boson signal from the backgrounds. The MVA functions are optimized separately for each subchannel and for 13 independent mass hypotheses at each value of m_H in the range 90–150 GeV/c^2 , in 5 GeV/c^2 intervals. We interpret the results using a Bayesian technique, separately at each value of m_H , using a combined likelihood formed from a product of likelihoods for the individual channels, each of which is a product over histogram bins of the MVA outputs,

$$\mathcal{L}(R, \vec{s}, \vec{b} | \vec{n}, \vec{\theta}) \pi(\vec{\theta}) = \prod_{i=1}^{N_C} \prod_{j=1}^{N_{\text{bins}}} \mu_{ij}^{n_{ij}} \frac{e^{-\mu_{ij}}}{n_{ij}!} \prod_{k=1}^{n_{\text{sys}}} e^{-\theta_k^2/2}. \quad (1)$$

In this expression, the first product is over the number of channels (N_C), and the second product is over histogram bins containing n_{ij} events, binned in ranges of the final discriminant variables used for the individual analyses. The predictions for the bin contents are $\mu_{ij} = R s_{ij}(\vec{\theta}) + b_{ij}(\vec{\theta})$ for channel i and histogram bin j , where s_{ij} and b_{ij} represent the expected SM signal and background in the bin, and R is a scaling factor applied to the signal. By scaling all signal contributions by the same factor, we assume that the relative contributions of the different processes are as given by the SM.

Systematic uncertainties are parametrized by the dependence of s_{ij} and b_{ij} on $\vec{\theta}$. Each of the n_{sys} components of $\vec{\theta}$, θ_k , corresponds to a single independent source of systematic uncertainty, and each parameter may have an impact on several sources of signal and background in different channels, thus accounting for correlations. Gaussian priors

are assumed for the θ_k , truncated so that no prediction is negative. The likelihood function, multiplied by the θ_k priors, $\pi(\theta_k)$, is then integrated over θ_k including correlations [38],

$$\mathcal{L}'(R) = \int \mathcal{L}(R, \vec{s}, \vec{b}|\vec{n}, \vec{\theta})\pi(\vec{\theta})d\vec{\theta}. \quad (2)$$

We assume a uniform prior in R to obtain its posterior distribution. The observed 95% C.L. upper limit on R , R_{95}^{obs} , satisfies $0.95 = \int_0^{R_{95}^{\text{obs}}} \mathcal{L}'(R)DR$. The expected distribution of R_{95} is computed in an ensemble of pseudoexperiments generated without signal. In each pseudoexperiment, random values of the nuisance parameters are drawn from their priors. The median expected value of R_{95} in this ensemble is denoted R_{95}^{exp} . A combined measurement of the cross section for Higgs boson production assuming SM branching ratios in units of the SM production rates is given by R^{fit} , which is the value of R that maximizes \mathcal{L}' . The 68% C.L. interval (1 standard deviation) is quoted as the shortest interval containing 68% of the integral of the posterior.

Though many sources of systematic uncertainty differ among the analyses, all correlations are taken into account in the combined limits, cross sections, and p -values. The uncertainties on the signal production cross sections are estimated from the factorization and renormalization scale variations, which includes the impact of uncalculated higher-order corrections, uncertainties due to PDFs, and the dependence on the strong coupling constant, (α_s). The resulting uncertainties on the inclusive WH and ZH production rates are 5% [10]. We assign uncertainties to the Higgs boson decay branching ratios as calculated in Ref. [39]. These uncertainties arise from imperfect knowledge of the mass of the b and c quarks, α_s , and theoretical uncertainties in the $b\bar{b}$ decay rates. The largest sources of uncertainty on the dominant backgrounds in the b -tagged channels are the rates of V + heavy flavor jets, where $V = W$ or Z , which are typically 30% of the predicted values. The posterior uncertainties on these rates are typically 8% or less. Because the different analyses use different methods to obtain the V + heavy flavor predictions, we treat their uncertainties as uncorrelated between the $\ell\nu b\bar{b}$, the $\cancel{E}_T b\bar{b}$, and $\ell^+\ell^- b\bar{b}$ channels. We use simulated events to study the impact of the jet energy scale uncertainty [20] on the rates and shapes of the signal and background expectations. We observe that the jet energy scale uncertainty is highly constrained by the data in the individual channels. Because differences between channels in the event selection and modeling of the background shapes affect the constraint on the jet energy scale obtained from the fit, we conservatively choose to treat the jet energy scale variations uncorrelated between the three analyses in the combined search.

Uncertainties on lepton identification and trigger efficiencies range from 2% to 6% and are applied to both signal- and MC-based background predictions. The uncer-

tainty on the integrated luminosity of 6% arises from uncertainties in the luminosity monitor acceptance and the inelastic $p\bar{p}$ cross section [40], and is assumed to be correlated between the signal- and MC-based background predictions.

To validate our background modeling and search methods, we additionally perform a search for SM diboson production in the same final states used for the SM $H \rightarrow b\bar{b}$ searches. The NLO SM cross section for VZ times the branching fraction of $Z \rightarrow b\bar{b}$ is 682 ± 50 fb, which is comparable to the 410 ± 20 fb cross section times branching fraction of $VH(H \rightarrow b\bar{b})$ for a $100 \text{ GeV}/c^2$ SM Higgs boson. The data sample, reconstruction, background models, uncertainties, and subchannel divisions are identical to those of the SM Higgs boson search, but the discriminant functions are trained specifically for the signal of SM diboson production. The measured cross section for VZ is 4.1 ± 1.3 pb (stat + syst), which is consistent with the SM prediction of 4.4 ± 0.3 pb and corresponds to a diboson signal significance of ~ 3.2 standard deviations.

To better visualize the data, we combine the histograms of the final discriminants, adding the contents of bins with similar signal-to-background ratio (s/b). Figure 1 shows the signal expectation and the data with the background subtracted, as a function of the s/b of the collected bins, for the diboson analysis described above and for the combined Higgs boson search, assuming $m_H = 125 \text{ GeV}/c^2$. The background model has been fit to the data, and the uncertainties on the background are those after the nuisance parameters have been constrained in the fit. An excess of Higgs boson candidate events in the highest s/b bins relative to the background-only expectation is observed in Fig. 1.

We extract limits on SM Higgs boson production in the m_H range of 90–150 GeV/c^2 . We present our results in terms of R_{95}^{obs} , the ratio of the limits obtained to the rate predicted by the SM, as a function of the Higgs boson mass. We assume the SM ratio for WH and ZH production. A value of R_{95}^{obs} less than or equal to 1 indicates a SM Higgs boson mass that is excluded at the 95% C.L. These limits are shown, together with the median expected values and distributions of individual experiments assuming a signal is absent in Fig. 2. We also compute the best-fit rate parameter R^{fit} , which, when multiplied by the SM prediction for the associated production cross section times the decay branching ratio $(\sigma_{WH} + \sigma_{ZH})\mathcal{B}(H \rightarrow b\bar{b})$, yields the best-fit values for this product. We show our fitted $(\sigma_{WH} + \sigma_{ZH})\mathcal{B}(H \rightarrow b\bar{b})$ as a function of m_H , along with the SM prediction, in Fig. 3.

Significances of excesses in data over the background prediction are computed by calculating the local background-only p -value using R^{fit} as the test statistic. This p -value is the probability that R^{fit} is equal to or exceeds its observed value, assuming a signal is truly absent. The look-elsewhere effect (LEE) [41,42] accounts for the

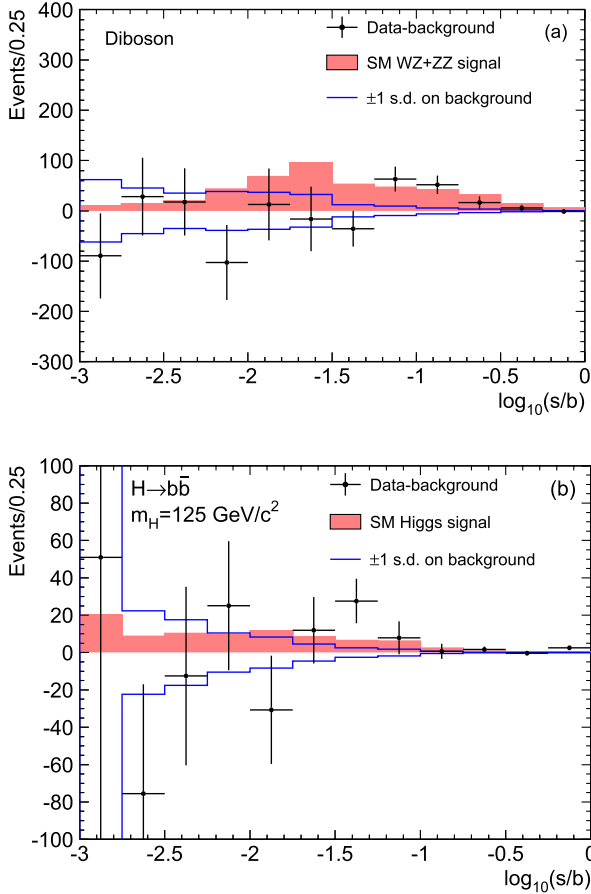


FIG. 1 (color online). Background-subtracted distributions for the discriminant histograms, summed for bins with similar signal-to-background ratio (s/b), for the diboson search (top) and the $H \rightarrow b\bar{b}$ ($m_H = 125 \text{ GeV}/c^2$) search (bottom). The background has been fit to the data, and the uncertainty on the background is the post-fit uncertainty. The signal model, which is normalized to the SM expectation, is shown with a filled histogram. The uncertainty on the background-subtracted data points shown is the square root of the post-fit background prediction in each bin. The leftmost bin contains all events of lower s/b values.

possibility of a background fluctuation affecting the local p -value anywhere in the tested m_H range, here taken to be from 115 to 150 GeV/c^2 , owing to the prior exclusion [6]. In this mass range, the reconstructed mass resolution is approximately 15–20 GeV/c^2 . We therefore estimate that two independent outcomes are possible in these searches (LEE factor ≈ 2). The p -value is computed for each m_H in the range 90–150 GeV/c^2 , and is shown in Fig. 4. Also shown are the expected values of the p -value assuming a SM signal is present, testing each value of m_H in turn. The maximum local significance corresponds to 2.7 standard deviations at $m_H = 135 \text{ GeV}/c^2$. Correcting for the LEE yields a global significance of 2.5 standard deviations.

In summary, we present a combination of CDF searches for the SM Higgs boson decaying to $b\bar{b}$ pairs using the

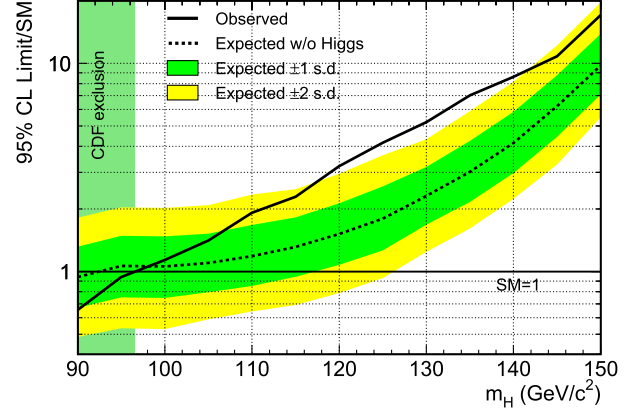


FIG. 2 (color online). Observed and expected 95% C.L. upper limits on SM Higgs boson production (R_{95}) as a function of Higgs boson mass. The shaded bands indicate the credibility bands in which R_{95} is expected to fluctuate, in the absence of signal.

entire Run II data sample. We search for a Higgs boson with a mass between 90 and 150 GeV/c^2 , and exclude Higgs bosons with masses smaller than 96 GeV/c^2 . The observed credibility limits are higher than those expected in the background-only hypothesis in the mass range 115–150 GeV/c^2 . Within the currently nonexcluded mass ranges, the lowest local p -value is found for a Higgs boson mass of 125 GeV/c^2 , where the local significance of this deviation with respect to the background-only hypothesis is 2.7 standard deviations. At the same mass hypothesis, we measure an associated production cross section times the decay branching ratio of $(\sigma_{WH} + \sigma_{ZH})\mathcal{B}(H \rightarrow b\bar{b}) = 291^{+118}_{-113}(\text{stat} + \text{sys}) \text{ fb}$.

This result is of fundamental interest both because similar searches are difficult at the LHC and because

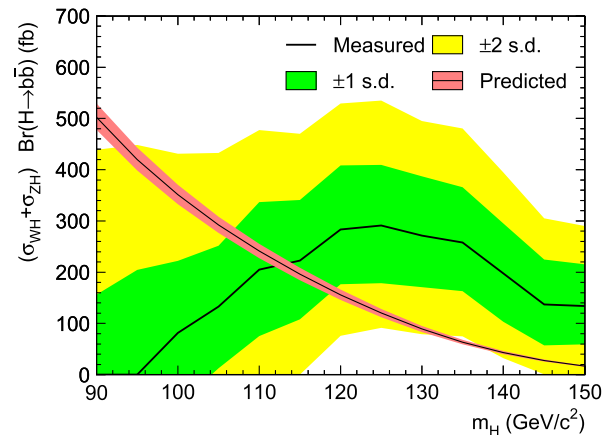


FIG. 3 (color online). The best-fit cross section times branching ratio $(\sigma_{WH} + \sigma_{ZH})\mathcal{B}(H \rightarrow b\bar{b})$ as a function of m_H . The dark-shaded region shows the 1 standard deviation C.L. band, the light-shaded region shows the 2 standard deviation C.L. region, and the SM prediction is shown as the smooth, falling curve with a narrow band indicating the theoretical uncertainty.

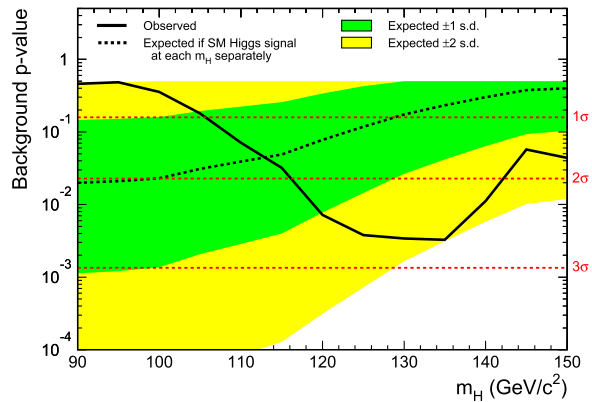


FIG. 4 (color online). Background-only p -value for the combined search. Also shown are the median expected values and the 1 and 2 standard deviation C.L. bands assuming a SM signal is present, evaluated at each m_H separately.

verification of a Higgs-boson-like particle decaying to b quarks would offer a measurement of the b -quark Yukawa coupling, further establishing the mechanism of electroweak symmetry breaking as the source of fermionic mass in the quark sector.

We thank the Fermilab staff and the technical staffs of the participating institutions for their vital contributions. This work was supported by the U.S. Department of Energy and National Science Foundation; the Italian Istituto Nazionale di Fisica Nucleare; the Ministry of Education, Culture, Sports, Science and Technology of Japan; the Natural Sciences and Engineering Research Council of Canada; the National Science Council of the Republic of China; the Swiss National Science Foundation; the A. P. Sloan Foundation; the Bundesministerium für Bildung und Forschung, Germany; the Korean World Class University Program, the National Research Foundation of Korea; the Science and Technology Facilities Council and the Royal Society, UK; the Russian Foundation for Basic Research; the Ministerio de Ciencia e Innovación, and Programa Consolider-Ingenio 2010, Spain; the Slovak R&D Agency; the Academy of Finland; and the Australian Research Council (ARC).

^aDeceased.

^bVisiting from Istituto Nazionale di Fisica Nucleare, Sezione di Cagliari, 09042 Monserrato (Cagliari), Italy.

^cVisiting from University of California, Irvine, Irvine, CA 92697, USA.

^dVisiting from University of California, Santa Barbara, Santa Barbara, CA 93106, USA.

^eVisiting from University of California, Santa Cruz, Santa Cruz, CA 95064, USA.

^fVisiting from Institute of Physics, Academy of Sciences of the Czech Republic, Czech Republic.

^gVisiting from CERN, CH-1211 Geneva, Switzerland.

^hVisiting from Cornell University, Ithaca, NY 14853, USA.

ⁱVisiting from University of Cyprus, Nicosia CY-1678, Cyprus.

^jVisiting from Office of Science, U.S. Department of Energy, Washington, DC 20585, USA.

^kVisiting from University College Dublin, Dublin 4, Ireland.

^lVisiting from ETH, 8092 Zurich, Switzerland.

^mVisiting from University of Fukui, Fukui City, Fukui Prefecture, Japan 910-0017.

ⁿVisiting from Universidad Iberoamericana, Mexico D.F., Mexico.

^oVisiting from University of Iowa, Iowa City, IA 52242, USA.

^pVisiting from Kinki University, Higashi-Osaka City, Japan 577-8502.

^qVisiting from Kansas State University, Manhattan, KS 66506, USA.

^rVisiting from Ewha Womans University, Seoul, 120-750, Korea.

^sVisiting from University of Manchester, Manchester M13 9PL, United Kingdom.

^tVisiting from Queen Mary, University of London, London, E1 4NS, United Kingdom.

^uVisiting from University of Melbourne, Victoria 3010, Australia.

^vVisiting from Muons, Inc., Batavia, IL 60510, USA.

^wVisiting from Nagasaki Institute of Applied Science, Nagasaki, Japan.

^xVisiting from National Research Nuclear University, Moscow, Russia.

^yVisiting from Northwestern University, Evanston, IL 60208, USA.

^zVisiting from University of Notre Dame, Notre Dame, IN 46556, USA.

^{aa}Visiting from Universidad de Oviedo, E-33007 Oviedo, Spain.

^{bb}CNRS-IN2P3, Paris, F-75205 France.

^{cc}Texas Tech University, Lubbock, TX 79609, USA.

^{dd}Universidad Tecnica Federico Santa Maria, 110v Valparaiso, Chile.

^{ee}Yarmouk University, Irbid 211-63, Jordan.

^{ff}<http://www-cdf.fnal.gov>

[1] S. Glashow, *Nucl. Phys.* **22**, 579 (1961); S. Weinberg, *Phys. Rev. Lett.* **19**, 1264 (1967); A. Salam, *Elementary Particle Theory*, edited by N. Svartholm (Almqvist and Wiksells, Stockholm, 1968), p. 367.

[2] F. Englert and R. Brout, *Phys. Rev. Lett.* **13**, 321 (1964); P. W. Higgs, *Phys. Rev. Lett.* **13**, 508 (1964); G. S. Guralnik, C. R. Hagen, and T. W. B. Kibble, *Phys. Rev. Lett.* **13**, 585 (1964).

[3] ALEPH Collaboration, CDF Collaboration, D0 Collaboration, DELPHI Collaboration, L3 Collaboration, OPAL Collaboration, SLD Collaboration, LEP Electroweak Working Group, Tevatron Electroweak Working Group, and the SLD Electroweak and Heavy Flavour Working Groups, [arXiv:1012.2367v2](https://arxiv.org/abs/1012.2367v2).

- [4] CDF Collaboration, D0 Collaboration, and Tevatron Electroweak Working Group, [arXiv:1207.1069](#).
- [5] CDF Collaboration, D0 Collaboration, and Tevatron Electroweak Working Group, [arXiv:1204.0042v2](#).
- [6] ALEPH Collaboration, DELPHI Collaboration, L3 Collaboration, OPAL Collaboration, and LEP Working Group for Higgs Boson Searches, [Phys. Lett. B](#) **565**, 61 (2003).
- [7] CDF Collaboration, D0 Collaboration, and Tevatron New Physics and Higgs Working Group, [arXiv:1207.0449v2](#).
- [8] S. Chatrchyan *et al.* (CMS Collaboration), [Phys. Lett. B](#) **710**, 26 (2012).
- [9] G. Aad *et al.* (ATLAS Collaboration), [arXiv:1207.0319v1](#) [Phys. Rev. D (to be published)].
- [10] J. Baglio and A. Djouadi, [J. High Energy Phys.](#) **10** (2010) 064; O. Brein, R. V. Harlander, M. Weisemann, and T. Zirke, [Eur. Phys. J. C](#) **72**, 1868 (2012).
- [11] A. Stange, W. Marciano, and S. Willenbrock, [Phys. Rev. D](#) **49**, 1354 (1994); A. Stange, W. Marciano, and S. Willenbrock, [Phys. Rev. D](#) **50**, 4491 (1994).
- [12] S. Dittmaier *et al.* (LHC Higgs Cross Section Working Group), [arXiv:1201.3084v1](#).
- [13] S. Chatrchyan *et al.* (CMS Collaboration), [Phys. Lett. B](#) **710**, 284 (2012).
- [14] ATLAS Collaboration, [arXiv:1207.0210v1](#).
- [15] T. Aaltonen *et al.* (CDF Collaboration), this issue, [Phys. Rev. Lett.](#) **109**, 111804 (2012).
- [16] T. Aaltonen *et al.* (CDF Collaboration), this issue, [Phys. Rev. Lett.](#) **109**, 111803 (2012).
- [17] T. Aaltonen *et al.* (CDF Collaboration), this issue, [Phys. Rev. Lett.](#) **109**, 111805 (2012).
- [18] D. Acosta *et al.*, [Phys. Rev. D](#) **71**, 032001 (2005); D. Acosta *et al.*, [Phys. Rev. D](#) **71**, 052003 (2005); A. Abulencia *et al.*, [J. Phys. G](#) **34**, 2457 (2007).
- [19] We use a cylindrical coordinate system with its origin in the center of the detector, where θ and ϕ are the polar and azimuthal angles, respectively, and pseudorapidity is $\eta = -\ln \tan(\theta/2)$. The missing E_T (\cancel{E}_T) is defined by $\cancel{E}_T = -\sum_i E_T^i \hat{n}_i$, i = calorimeter tower number, where \hat{n}_i is a unit vector perpendicular to the beam axis and pointing at the i th calorimeter tower. \cancel{E}_T is corrected for high-energy muons and also jet energy corrections. We define $\cancel{p}_T = |\cancel{E}_T|$. The transverse momentum p_T is defined to be $p \sin\theta$.
- [20] A. Bhatti *et al.*, [Nucl. Instrum. Methods Phys. Res., Sect. A](#) **566**, 375 (2006).
- [21] A. Sill, [Nucl. Instrum. Methods Phys. Res., Sect. A](#) **447**, 1 (2000); A. Affolder *et al.*, [Nucl. Instrum. Methods Phys. Res., Sect. A](#) **453**, 84 (2000); A. Hill, [Nucl. Instrum. Methods Phys. Res., Sect. A](#) **511**, 118 (2003).
- [22] A. Affolder *et al.*, [Nucl. Instrum. Methods Phys. Res., Sect. A](#) **526**, 249 (2004).
- [23] L. Balka *et al.*, [Nucl. Instrum. Methods Phys. Res., Sect. A](#) **267**, 272 (1988); M. G. Albrow *et al.*, [Nucl. Instrum. Methods Phys. Res., Sect. A](#) **480**, 524 (2002).
- [24] G. Ascoli, L. E. Holloway, I. Karliner, U. E. Kruse, R. D. Sard, V. J. Simaitis, D. A. Smith, and T. K. Westhusing, [Nucl. Instrum. Methods Phys. Res., Sect. A](#) **268**, 33 (1988).
- [25] S. Bertolucci *et al.*, [Nucl. Instrum. Methods Phys. Res., Sect. A](#) **267**, 301 (1988).
- [26] J. Freeman, T. Junk, M. Kirby, Y. Oksuzian, T. J. Phillips, F. D. Snider, M. Trovato, J. Vizan, and W. M. Yao, [arXiv:1205.1812v1](#); D. Acosta *et al.* (CDF Collaboration), [Phys. Rev. D](#) **71**, 052003 (2005); A. Abulencia *et al.* (CDF Collaboration), [Phys. Rev. D](#) **74**, 072006 (2006).
- [27] T. Sjostrand, S. Mrenna, and P. Skands, [J. High Energy Phys.](#) **05** (2006) 026. We use PYTHIA version 6.216 to generate the Higgs boson signals.
- [28] H. L. Lai, J. Huston, S. Kuhlmann, J. Morfin, F. Olness, J. F. Owens, J. Pumplin, and W. K. Tung, [Eur. Phys. J. C](#) **12**, 375 (2000).
- [29] A. Djouadi, J. Kalinowski, and M. Spira, [Comput. Phys. Commun.](#) **108**, 56 (1998).
- [30] A. Bredenstein, A. Denner, S. Dittmaier, and M. M. Weber, [Phys. Rev. D](#) **74**, 013004 (2006); A. Bredenstein, A. Denner, S. Dittmaier, A. Mück, and M. M. Weber, [J. High Energy Phys.](#) **02** (2007) 080.
- [31] J. M. Campbell and R. K. Ellis, [Phys. Rev. D](#) **60**, 113006 (1999).
- [32] S. Moch and P. Uwer, [Nucl. Phys. B, Proc. Suppl.](#) **183**, 75 (2008).
- [33] A. D. Martin, W. J. Stirling, R. S. Thorne, and G. Watt, [Eur. Phys. J. C](#) **63**, 189 (2009).
- [34] N. Kidonakis, [Phys. Rev. D](#) **74**, 114012 (2006).
- [35] M. Mangano, M. Moretti, F. Piccinini, R. Pittau, and A. Polosa, [J. High Energy Phys.](#) **07** (2003) 001.
- [36] The luminosity quoted here is that for data collected after reconstruction-specific detector requirements specific to each subchannel are applied.
- [37] T. Aaltonen *et al.*, [Phys. Rev. D](#) **84**, 071105 (2011).
- [38] K. Nakamura *et al.* (Particle Data Group), [J. Phys. G](#) **37**, 075021 (2010).
- [39] A. Denner, S. Heinemeyer, I. Puljak, D. Rebuszi, and M. Spira, [Eur. Phys. J. C](#) **71**, 1753 (2011).
- [40] S. Klimenko, J. Konigsberg, and T. M. Liss, Report No. FERMILAB-FN-0741, 2003.
- [41] L. Lyons, [Ann. Applied Statistics](#) **2**, 887 (2008).
- [42] O. J. Dunn, [J. Am. Stat. Assoc.](#) **56**, 52 (1961).