



MIT Open Access Articles

Continuous Flow Coupling and Decarboxylation Reactions Promoted by Copper Tubing

The MIT Faculty has made this article openly available. **Please share** how this access benefits you. Your story matters.

Citation	Zhang, Yun et al. "Continuous Flow Coupling and Decarboxylation Reactions Promoted by Copper Tubing." <i>Organic Letters</i> 13.2 (2011): 280–283.
As Published	http://dx.doi.org/10.1021/ol1026848
Publisher	American Chemical Society (ACS)
Version	Author's final manuscript
Citable link	http://hdl.handle.net/1721.1/76277
Terms of Use	Article is made available in accordance with the publisher's policy and may be subject to US copyright law. Please refer to the publisher's site for terms of use.

Continuous Flow Coupling and Decarboxylation Reactions Promoted by Copper Tubing

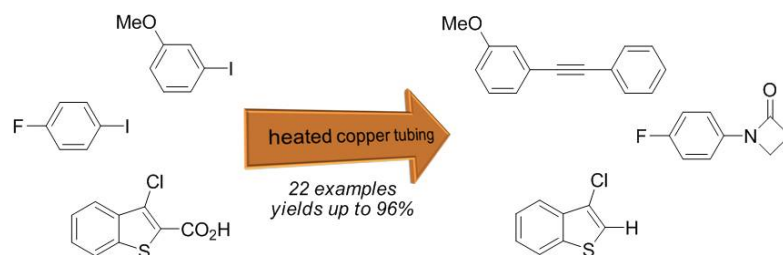
Yun Zhang,[†] Timothy F. Jamison,[‡] Sejal Patel,^{*,†} Nello Mainolfi,^{*,†}

[†]Novartis Institutes for Biomedical Research Inc., Global Discovery Chemistry, 100 Technology Square, Cambridge, MA 02139, USA, and [‡]Department of Chemistry, Massachusetts Institute of Technology, Cambridge, Massachusetts 02139

nello.mainolfi@novartis.com

Received Date (will be automatically inserted after manuscript is accepted)

ABSTRACT



A convenient and efficient flow method for Ullmann condensations, Sonogashira couplings, and decarboxylation reactions using a commercially available copper tube flow reactor (CTFR) is described. The heated CTFR effects these transformations without added metals (e.g., Pd), ligands, or reagents, and in greater than 90% yield in most cases examined.

In recent years organic synthesis has been impacted greatly by the rapid growth of innovative technologies such as microwave-assisted heating¹, polymer-supported reagents/catalysts², and continuous flow processes. Among these developments, continuous flow chemical synthesis has emerged as an important alternative to traditional batch synthesis and enjoyed considerable use in both academic and industrial laboratories.³ Compared to batch, flow offers several distinct benefits including efficient mixing, precisely controlled reaction parameters, automated reaction processes, the ability to perform

reactions at high temperatures and high pressures, and ease of scale-up. Many previously challenging or hazardous reactions can now be safely and efficiently conducted in flow.⁴ In addition, flow synthesis methods can be combined with other enabling technologies to improve efficiency and productivity significantly.⁵ As

(1) Caddick, S.; Fitzmaurice, R. *Tetrahedron* **2009**, *65*, 3325.

(2) Solinas, A.; Taddei, M. *Synthesis* **2007**, *16*, 2409.

(3) Recent reviews: (a) Razzaq, T.; Kappe, O. C. *Chem. Asian J.* **2010**, *5*, 1274. (b) McMullen, J. P.; Jensen, K. F. *Annu. Rev. Anal. Chem.* **2010**, *3*, 19. (c) Geyer, K.; Gustafsson, T.; Seeberger, P. H. *Synlett* **2009**, *15*, 2382. (d) Jones, R. V.; Csajagi, C.; Szekelyhidi, Z.; Kovacs, I.; Borcsek, B.; Urge, L.; Darvas, F. *Chim. Oggi* **2008**, *26*, 10. (e) LaPorte, T. L.; Wang, C. *Curr. Opin. Drug Discovery Dev.* **2007**, *10*, 738. (f) Wild, G. P.; Wiles, C.; Watts, P. *Lett. Org. Chem.* **2006**, *3*, 419.

(4) Recent examples: (a) Bedore, M. W.; Zaborenko, N.; Jensen, K. F.; Jamison, T. F. *Org. Process Res. Dev.* **2010**, *14*, 432. (b) O'Brien, M.; Baxendale, I. R.; Ley, S. V. *Org. Lett.* **2010**, *12*, 1596. (c) Grafton, M.; Mansfield, A. C.; Fray, J. M. *Tetrahedron Lett.* **2010**, *51*, 1026. (d) Kulkarni, A. A.; Kalyani, V. S.; Joshi, R. A.; Joshi, R. R. *Org. Process Res. Dev.* **2009**, *13*, 999. (e) Baumann, M.; Baxendale, I.; Martin, L. J.; Ley, S. V. *Tetrahedron* **2009**, *65*, 6611. (f) Malet-Sanz, L.; Madrzak, J.; Holvey, R. S.; Underwood, T. *Tetrahedron Lett.* **2009**, *50*, 7263.

(5) (a) Baxendale, I. R.; Hayward, J. J.; Ley, S. V. *Comb. Chem. High Throughput Screening* **2007**, *10*, 802. (b) Bogdan, A. R.; Mason, B. P.; Sylvester, K. T.; McQuade, T. D. *Angew. Chem. Int. Ed.* **2007**, *46*, 1698. (c) Baxendale, I. R.; Hayward, J. J.; Lanners, S.; Ley, S. V.; Smith, C. D. *Microreactors in Organic Synthesis and Catalysis* **2008**, *84*. (d) Lee, J.-K.; Fuchter, M. J.; Williamson, R. M.; Leeke, G. A.; Bush, E. J.; McConvey, I. F.; Saubern, S.; Ryan, J. H.; Holmes, A. B. *Chem. Commun.* **2008**, *39*, 4780.

part of our efforts to develop methods of chemical synthesis in flow, we now report a simple and expeditious means for conducting a variety of useful copper-promoted reactions⁶ using a commercially available copper tube reactor.⁷



Figure 1. (A) A copper flow coil. (B) A high-temperature CTFR with the top metal jacket removed (1.0 mm i.d. tubing). (C) Heated CTFRs using a standard Vapourtec R4 heating module.

The copper tube flow reactor (CTFR) that we employed is made of a coil of copper tubing with 1.0 mm i.d. (inner diameter). (Figure 1A). The coil is wound around an open mesh support and, when inserted into a glass jacket, can be heated by circulated air to 150 °C using a standard Vapourtec R4 heating module. The copper tubing can be heated safely up to 250 °C when a metal jacket is used (Figures B and C). We envisioned that these reactors would offer unique advantages of performing copper-promoted reactions, i.e., by simply flowing substrates/reagents into the heated coil without any additional catalysts (copper or otherwise). Herein we report the first use of a CTFR for Ullmann couplings (no added ligands), Sonogashira couplings (no added Pd), and high-temperature protioderboxylation reactions.

Ullmann condensation of aryl halides and amines is a very useful strategy to obtain aryl and biaryl *N*-containing compounds, which occur in numerous natural products, pharmaceuticals, and polymers.⁸ The traditional conditions used for this chemistry require high-temperature, high copper loading and long reaction times. Spectacular improvements have been made in the past decade, particularly rendering the reaction conditions much milder by using suitable ligands.⁹ However,

(6) Previous reports of copper flow technology: (a) Ceylan, S.; Klante, T.; Vogt, C.; Friese, C.; Kirschning, A. *Synlett* **2010**, *13*, 2009. (b) Bogdan, A. R.; Sach, N. W. *Adv. Synth. Catal.* **2009**, *351*, 849. (c) Bogdan, A. R.; James, K. *Chem. Eur. J.* **2010**, ASAP.

(7) Copper tube flow reactors are available from Vapourtec Ltd.: www.vapourtec.co.uk.

(8) (a) Ullmann, F. *Ber. Dtsch. Chem. Ges.* **1903**, *36*, 2382. (b) F. Ullmann, *Ber. Dtsch. Chem. Ges.* **1904**, *37*, 853; Reviews: (c) Lindley, J. *Tetrahedron* **1984**, *40*, 1433. (d) Hassan, J.; Sevignon, M.; Gozzi, C.; Schulz, E.; Lemaire, Marc. *Chem. Rev.* **2002**, *102*, 1359. (e) Monnier, F.; Taillefer, Marc. *Angew. Chem. Int. Ed.* **2009**, *48*, 6954. (f) Das, P.; Sharma, D.; Kumar, M.; Singh, B. *Curr. Org. Chem.* **2010**, *14*, 754.

(9) (a) Surry, D. S.; Buchwald, S. L. *Chem. Sci.* **2010**, *1*, 13. (b) Ma, D.; Cai, Q. *Acc. Chem. Res.* **2008**, *41*, 1450. (c) Ley, S. V.; Thomas, A. W. *Ang. Chem. Int. Ed.* **2003**, *42*, 5400. (d) Kwong, F. Y.; Klapars, A.; Buchwald, S. L. *Org. Lett.* **2002**, *4*, 581.

methods that do not use added ligands, such as that described below, can generally be more attractive.¹⁰

Our investigations began with the coupling of iodobenzene (**1a**) and benzylamine (**2a**). After evaluating various conditions in CTFR using Vapourtec R4/R2 system, we found that with tetra-*n*-butylammonium acetate¹¹ (TBAA) as base and acetonitrile^{10e} as solvent, coupling of **1a** and **2a** was achieved without the use of any other ligands or catalysts (Table 1; see Supporting Information for details). No product formation was observed when the same conditions were applied to experiments carried out in a PFA (perfluoroalkoxyalkane) tube reactor heated to the same temperature (entry 3), suggesting that the copper tubing was promoting the reaction. Other parameters were then quickly tuned in flow, and the optimal conditions are shown in entry 2. The CTFR approach was more efficient than microwave and batch reactions with traditionally used catalysts (entries 4-6).

Table 1. Ullmann coupling of **1a** and **2a**

entry ^a	method	T (°C)	residence time (min)	flow rate (mL/min)	conversion ^b
1	copper tube	150	30	0.33	65%
2 ^c	copper tube	150	120	0.17	100%
3	PFA tube	150	30	0.33	0%
4 ^d	μwave	150	30	-	50%
5 ^e	μwave	150	30	-	31%
6 ^f	oil bath	90	960	-	40%

^a Flow conditions: **1a** (2.0 mmol, 1.0 M), **2a** (2.4 mmol, 1.2 M); ^b Conversion is based on ¹H NMR analysis of crude materials; ^c Two 10 mL CTFRs were connected in series; ^d μwave, 400 W, CuI (10 mol %), CH₃CN (1.0 M); ^e μwave, 400 W, Cu powder (10 mol %), CH₃CN (1.0 M); ^f sealed tube was used.

We then applied this protocol to couplings of several aryl halides and amines. In general, a 250 psi backpressure regulator was used to ensure that acetonitrile could be safely heated well above its boiling point without flashing. The trace amounts of copper¹² leached from the tubing were efficiently removed with Quadrapure™ Thiourea¹³ (QP-TU). As illustrated in Table 2, both alkyl amines and *N*-containing heterocycles were effective coupling partners. Reactions using less

(10) Selected examples (batch): (a) Truong, V.; Morrow, M. *Tetrahedron Lett.* **2010**, *51*, 758. (b) Colacino, E.; Villebrun, L.; Martinez, J.; Lamaty, F. *Tetrahedron* **2010**, *66*, 3730. (c) Zhang, J.; Zhang, Z.; Wang, Y.; Zheng, X.; Wang, Z. *Eur. J. Org. Chem.* **2008**, *30*, 5112. (d) Yang, X-D.; Li, L.; Zhang, H-B. *Helv. Chim. Acta* **2008**, *91*, 1435. (e) Zhu, R.; Xing, L.; Wang, X.; Cheng, C.; Su, D.; Hua, Y. *Adv. Synth. Catal.* **2008**, *350*, 1253. (f) Correa, A.; Bolm, C. *Adv. Synth. Catal.* **2007**, *349*, 2673. (g) Zhao, Y.; Wang, Y.; H. Sun, H.; Li, L.; Zhang, H. *Chem. Commun.* **2007**, 3186.

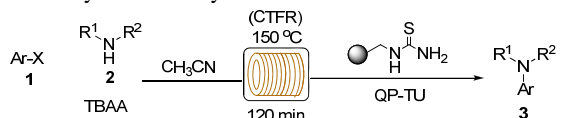
(11) Yang, C-T.; Fu, Y.; Huang, Y-B; Yi, J.; Guo, Q-X.; Liu, L. *Angew. Chem., Int. Ed.* **2009**, *48*, 7398.

(12) See Supporting Information for trace copper analyses.

(13) QP-TU was purchased from Aldrich (product number 655422).

reactive aryl bromides proceeded smoothly (entries 1 and 5). These conditions were also effective for the Ullmann-Goldberg¹⁴ amide synthesis (entries 6 and 7).

Table 2. Synthesis of arylamines in CTFR



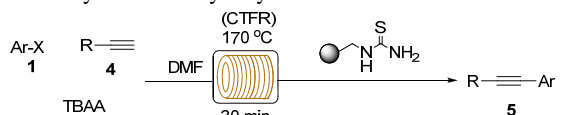
entry ^a	aryl halide	product	conversion ^c	yield ^d
1	1a: X=I 1b: X=Br 1c: X=Cl	3a	X=I, 100% X=Br, 100% X=Cl, 0%	74%
2	1a	3b	80%	76%
3	1a	3c	100%	92%
4 ^b	1a	3d	90%	83%
5 ^b	1a	3e	82%	53%
6	1a	3f	98%	95%
7	1a	3g	95%	85%

^a Reaction conditions: A solution of **1** (1.0 M), **2** (1.20 M) and TBAA (1.10 M) in CH₃CN was injected from pump at 0.17 mL/min, two 10 mL CTFR were connected using a standard PFA tubing (1.0 mm i.d.); ^b 0.1 mL/min flow rate, 200 min residence time; ^c Conversion is based on ¹H NMR analysis of crude materials; ^d Isolated yields after flash chromatography on silica gel.

Encouraged by the preliminary results, we next turned our attention to the Sonogashira cross-coupling reaction,¹⁵ particularly methods in which Pd was not used.¹⁶ After some experimentation in heated CTFR, we learned that solvent choice was a key parameter in flow. DMF was found to be appropriate, but other solvents such as CH₃CN, THF, EtOAc, and EtOH resulted in precipitation and subsequent system blockage during the reaction. We found that TBAA, the organic ionic base also used for the Ullmann-type reactions (vide supra), was again more effective than other commonly used bases (e.g., Et₃N, Hünig's base, Et₂NH, *n*-BuNH₂; see Supporting Information for details). A general protocol was thus developed, and a range of arylalkynes were constructed in good yields (Table 3). When trimethylsilyl

acetylene was employed as the nucleophile, the reaction required a catalytic amount of palladium (entry 5). Notably Hay-Glaser coupling¹⁷ byproducts (symmetrical 1,3-diynes) were not observed in any case, possibly attributable to the flow reaction format (rate of alkyne addition and short residence time).¹⁸

Table 3. Synthesis of arylalkynes in CTFR



entry ^a	aryl halide	product	conversion ^c	yield ^d
1	1a	5a	96%	90%
2	1a	5b	95%	90%
3	1a	5c	100%	92%
4	1a	5d	90%	87%
5 ^b	1a	5e	100%	94%
6	1a	5f	87%	78%

^a Reaction conditions: A solution of **1** (1.0 M), **4** (1.20 M) in DMF and a stock solution of TBAA (1.10 M) in DMF was mixed through pumps into a T-mixer at a total flow rate of 0.33 mL/min; ^b 0.50 mol % Pd(PPh₃)₂Cl₂ was added, reaction was heated at 120 °C; ^c Conversion is based on ¹H NMR analysis of crude materials; ^d Isolated yields after flash chromatography on silica gel.

We also examined the use of high-temperature CTFR for protodecarboxylation reactions.¹⁹ Traditional batch processes involve the use of copper powder or copper (I) salts at elevated temperatures and, in some cases, even above 250 °C.²⁰ Moreover, the release of CO₂ gas generated in the reaction at such temperatures, raises significant safety concerns, particularly when carrying out large scale syntheses in batch. We speculated that flow reactors would provide us with a more controlled process because only a small amount of gas would be generated and liberated from the system at any given time. As illustrated in Table 4, decarboxylation reactions

(14) Goldberg, *Ber. Dtsch. Chem. Ges.* **1906**, *39*, 1691.

(15) (a) Sonogashira, K.; Tohda, Y.; Hagihara, N. *Tetrahedron Lett.* **1975**, *16*, 4467. Recent reviews: (b) Chinchilla, R.; Najera, C. *Chem. Rev.* **2007**, *107*, 874. (c) Sonogashira, K. *J. Organomet. Chem.* **2002**, *653*, 46.

(16) Selected examples (batch): (a) Jiang, H.; Fu, H.; Qiao, R.; Jiang, Y.; Zhao, Y. *Synthesis* **2008**, *15*, 2417. (b) Monnier, F.; Turtaut, F.; Duroure, L.; Taillefer, M. *Org. Lett.* **2008**, *10*, 3203. (c) Tambade, P. J.; Patil, Y. P.; Nandurkar, N. S.; Bhanage, B. M. *Synlett* **2008**, *6*, 886. (d) Biffis, A.; Scatolin, E.; Ravasio, N.; Zaccheria, F. *Tetrahedron Lett.* **2007**, *48*, 8761. (e) Chen, G.; Zhu, X.; Cai, J.; Wan, Y. *Synth. Commun.* **2007**, *37*, 1355.

(17) (a) Hay, A. S. *J. Org. Chem.* **1960**, *25*, 1275. (b) Hay, A. S. *J. Org. Chem.* **1962**, *27*, 3320. (c) Siemsen, P.; Livingston, R. C.; Diederich, F. *Angew. Chem., Int. Ed. Engl.* **2000**, *39*, 2633.

(18) Slow addition of alkynes in a batch process: Thorand, S.; Krause, N. *J. Org. Chem.* **1998**, *63*, 8551.

(19) Recent reports: (a) Goossen, L. J.; Rodriguez, N.; Linder, C.; Lange, P.; Fromm, A. *ChemCatChem* **2010**, *2*, 430. (b) Goossen, L. J.; Manjolinho, F.; Khan, B. A.; Rodriguez, N. *J. Org. Chem.* **2009**, *74*, 2620. (c) Goossen, L. J.; Thiel, W. R.; Rodriguez, N.; Linder, C.; Melzer, B. *Adv. Synth. Catal.* **2007**, *349*, 2241.

(20) (a) He, M.; Zhang, F. *J. Org. Chem.* **2007**, *72*, 442. (b) Molina, P.; Fresneda, P. M.; Garcia-Zafra, G.; Almdros, P. *Tetrahedron Lett.* **1994**, *35*, 8851. (c) Atwell, G. J.; Baguley, B. C.; Denny, W. *J. Med. Chem.* **1989**, *32*, 396.

of many aromatic and heteroaromatic substrates were successfully achieved at 250 °C in CTFR without any additional catalysts, ligands or additives. In the case of 5-fluoroindole-2-carboxylic acid, 2.0 equiv of quinoline and longer reaction time were required (entry 6).

Supporting Information Available Complete experimental procedures and compound characterization data. This material is available free of charge via the Internet at <http://pubs.acs.org>.

Table 4. High-temperature protidecarboxylation reactions

entry ^a	Ar	Rt (min) ^b	yield ^c	entry ^a	Ar	Rt (min) ^b	yield ^c
1		15	96%	5		50	90%
2		30	94%	6 ^d		240	96%
3		30	98%	7		50	92%
4		30	93%	8		50	92%

^a Reaction conditions: A solution of **6** (1.0 M in NMP) was injected from pump; ^b Residence time; ^c Isolated yields with purity > 95% (¹H NMR spectroscopy); ^d 2.0 equiv of quinoline was added, experiment was set up in recycling mode at 1.0 mL/min flow rate.

In summary, we have demonstrated the effectiveness of commercially available CTFR for several important copper-mediated transformations including Ullmann condensations (no added supporting ligand), Sonogashira couplings (no added Pd) and protidecarboxylation reactions by way of a simple and more environmentally benign procedure. The reactor itself acts as a source of fresh copper metal and can be safely heated at high temperatures and high pressures. When experiments performed under same conditions in PFA or stainless steel tube reactors, reactions failed to give any desired products, suggesting a promoting effect of the copper tubing. In many cases, the crude reaction products can be used further in multistep processes without additional purification.

Acknowledgment. The authors thank the NIBR Education Office for a Presidential Postdoctoral Fellowship to Y. Z. and Global Discovery Chemistry (GDC) for financial support. The authors are grateful to Dr. Laetitia Martin (NIBR-Basel) and Dr. Damien Webb (Massachusetts Institute of Technology) for helpful discussions. The authors thank Ms. Penny Wright (NIBR-Horsham) for trace copper analyses and the analytical group at GDC-Cambridge for NMR spectroscopy and HRMS assistance. The authors are indebted to Duncan Guthrie, Chris Butters and Adam Whyatt (Vapourtec Ltd.) for useful suggestions and support.