

MIT OFF-CAMPUS HOUSING GUIDE

by

Bridget Kathleen Nedzi

B.A. Wellesley College, Wellesley, Massachusetts
(1981)

Submitted to the Department of
Urban Studies and Planning
in Partial Fulfillment of the
Requirements of the
Degree of
Master in City Planning

at the

MASSACHUSETTS INSTITUTE OF TECHNOLOGY

October 1983

© Massachusetts Institute of Technology 1983

Signature of Author _____
Department of Urban Studies and Planning
October 25, 1983

Certified by _____
Thesis Advisor

Accepted by _____
Chairman, M.C.P. Committee

Rotch
MASSACHUSETTS INSTITUTE
OF TECHNOLOGY
JUL 21 1983
LIBRARIES

MASSACHUSETTS INSTITUTE
OF TECHNOLOGY
JUL 21 1983
LIBRARIES

MIT OFF-CAMPUS HOUSING GUIDE

by

BRIDGET KATHLEEN NEDZI

Submitted to the Department of Urban Studies and Planning
on October 25, 1983 in partial fulfillment of the
requirements for the Degree of
Master in City Planning

ABSTRACT

The MIT Off-Campus Housing Guide was developed in order to fulfill a pressing need within the MIT community for a comprehensive booklet concerning off-campus housing issues. Information regarding the Boston housing market, the housing search, leases, transportation, parking, Boston area communities, average rents, utilities, security and safety, legal issues, tenant rights and important resource telephone numbers was compiled. Clear and effective relevant maps were selected. This information was then synthesized and organized into a booklet published under the auspices of the MIT Graduate Student Council, with publication costs funded by the MIT Housing Office.

The MIT Off-Campus Housing Guide has been stored on computer discs to facilitate yearly updates by the MIT Off-Campus Housing Office. The MIT Off-Campus Housing Guide will therefore be made available to the MIT community on a yearly basis. It is hoped that this guide can help members of the MIT community conduct informed and effective housing searches in Boston's tight rental market. The guide will also serve to provide important resource information concerning life as a tenant in the Boston metropolitan area.

Thesis Supervisors: Dr. Leonard G. Buckle & Dr. Suzann Thomas Buckle

Titles: Associate Professors of Urban Studies & Planning

ACKNOWLEDGEMENTS

The author would like to thank the members of the 1982-1983 Housing & Community Affairs Committee of the Graduate Student Council for the genesis of this guide. Their work on the original Housing Survey and their input and efforts throughout the year formed the basis for the Off-Campus Housing Guide. The support of the MIT Administration (namely the Office of the Dean for Student Affairs and the Office of the Dean of the Graduate School) in affirming the need for an Off-Campus Housing Guide and their subsequent efforts to assure the necessary funding have been greatly appreciated.

The author would like to extend thanks to the Police, Planning, and Traffic & Parking Departments of Arlington, Boston, Brookline, Cambridge, Watertown and Somerville, area realtors and the numerous other agencies and individuals who generously provided the information upon which this guide is based. The MIT Housing Office deserves thanks for providing the funds for the publication of this much needed document. The continuing help and support of the outstanding staff at the Off-Campus Housing Office deserves recognition. Furthermore, their commitment to undertaking the task of updating and publishing the guide on a yearly basis is commended and appreciated by the author, the Housing and Community Affairs Committee and the Graduate Student Council. The author would like to give special thanks to Judy Douglis, Assistant Director of Housing, for her unending support, patience, enthusiasm and encouragement, all of which contributed to the successful completion of this guide.

Thesis advisors Leonard Buckle and Suzann Thomas Buckle have the author's unending appreciation for years of advice, understanding, encouragement and moral support. The Buckles were there to help with the author's graduate school applications, graduate school decisions, struggles with the MCP core and administrative red tape, and lastly, this atypical thesis project. Their open doors, sympathetic ears, dedication to students and commitment to making the Department and MIT a better, more humane place, have made being their student a rich and rewarding experience.

The author's most heartfelt thanks goes to Luu Nguyen, Graduate Student Council President 1982-1983 and very special friend. The author's chairpersonship of the GSC Housing & Community Affairs Committee 1982-1983 led to the development of the Off-Campus Housing Guide. Luu's assistance in leading this novice HCA chairperson through the maze of the MIT Administration to get approval of the funding request for the guide and in ironing out the administrative details permitted the idea of the housing guide to become a reality. His unending patience in guiding the computer-ignorant author through the use of a computer editor and the hours he spent teaching commands, correcting the author's mistakes and running print-outs cannot be acknowledged enough. His ready smile, shoulder to cry on and endless encouragement made the ordeal of this thesis bearable.

The author would also like to extend thanks to her friends: Teresa Adams, Lauraine Bifulco, Dianne and Scott Fish, Bill Fowler, Jan Porter and Maggie Schmitt, whose friendship kept the author sane during a most trying period. Last, but most definitely not least, the author's parents, broth-

ers, sister and grandmother deserve most special thanks. Without their support, patience, understanding and encouragement over the years, this thesis and MCP degree would not have possible.

TABLE OF CONTENTS

	PAGE
THE BOSTON HOUSING MARKET.....	1
I. General Information.....	1
A. General Characteristics.....	1
B. Initial Costs.....	1
C. Timing Your Search.....	2
II. Housing Options.....	3
THE HOUSING SEARCH.....	5
I. The MIT Off-Campus Housing Office.....	6
II. Bulletin Boards on Campus.....	7
III. Newspapers.....	8
IV. Real Estate Agents.....	11
V. Personal Contacts.....	13
VI. Apartment Listing Services.....	13
LEASE INFORMATION.....	14
I. Types of Tenancy.....	14
A. Tenancy With A Lease.....	14
B. Tenancy At Will.....	15
II. The Lease.....	15
III. Record Keeping & Transactions.....	16
TRANSPORTATION & PARKING.....	17
I. Transportation.....	17
A. Public Transportation: The MBTA.....	17
B. Bicycles.....	20
C. Automobiles.....	21
II. Parking.....	23
A. On Campus Parking.....	23
B. Residential Parking Permits.....	24
C. Overnight Street Parking.....	26
BOSTON AREA COMMUNITIES.....	26
I. Profiles of Boston Area Communities.....	27
Arlington.....	27
Boston & Cambridge.....	28
Boston.....	29
Allston/Brighton.....	29
Back Bay.....	33
Beacon Hill.....	36
Fenway/Kenmore.....	38
Brookline.....	41
Cambridge.....	44

	PAGE
Somerville.....	49
Watertown.....	53
II. Average Rents for Boston Area Communities.....	54
III. Comparisons of Boston Area Communities.....	55
SECURITY, SAFETY & LEGAL RIGHTS.....	57
I. Security & Safety.....	57
A. On Campus.....	58
B. The Central Square Area.....	60
C. Street Safety.....	60
D. Public Transit Safety.....	61
E. Home Security.....	62
F. Smoke Detectors.....	63
G. Insurance.....	64
II. The Housing Code Checklist.....	64
III. Legal Issues & Tenant Rights.....	68
A. Discrimination.....	68
B. Rent Control.....	69
C. Tenant Organizations.....	70
D. Legal Aid.....	70
E. Lawyer Referrals.....	71
NECESSARY SERVICES.....	71
I. Utilities.....	71
A. Telephone Service.....	72
B. Electricity.....	73
C. Gas.....	74
D. Oil.....	74
E. Energy Conservation.....	75
II. Shopping.....	75
A. Supermarkets.....	75
B. Food Cooperatives.....	77
C. Haymarket.....	79
D. Furniture.....	80
III. Newspapers.....	81
IMPORTANT CONSIDERATIONS.....	82
OTHER RESOURCES.....	83
I. The Non-Resident Student Association.....	83
II. The Margaret Cheney Room.....	84
III. MIT Publications.....	85
IV. International Students.....	85
RESOURCE NUMBERS.....	87

THE BOSTON HOUSING MARKET

I. General Information

MIT is located in Cambridge, close to the center of the Boston metropolitan area. Living costs, most notably housing, in the Boston/Cambridge area are among the highest in the country. The area's vacancy rate is extremely low with decent, affordable housing a commodity in exceedingly short supply and therefore, in very high demand. These facts make the search for housing in the area difficult. Hopefully, this guide will provide important information to assist in that search.

A. General Characteristics

Most apartments in the Boston/Cambridge area are unfurnished, many are without refrigerators and few have air conditioning. Utilities are often not included in the rent, making housing costs even higher than they appear at first glance. Almost all apartments rent on the basis of a one-year lease, usually from September 1 to August 31. Some units are rented on a month-to-month basis (known as a "tenancy-at-will"), though this is far less common.

B. Initial Costs

Finding an apartment is an extremely expensive proposition. Expect to pay first month's rent, last month's rent and a security deposit equal to a

full month's rent in advance of moving in. Furthermore, if you locate your apartment through a rental agent, payment of a "finder's fee" of one half to a full month's rent is usually required. A new tenant, therefore, should be prepared to pay up to four months rent prior to moving in. For example, a \$500/month apartment could require an initial deposit of \$2,000. Please be prepared with sufficient funds, but do not carry large amounts of cash with you.

C. Timing Your Search

Apartment hunting is a time-consuming process. Be prepared to spend a minimum of a week looking, with a two to four week search common. Families generally need a longer time to find an acceptable unit. Plan to start looking for an apartment one to two months before you intend to move in.

Most leases require tenants to give 60-90 days notice before vacating. Since most leases expire August 31, landlords should know about vacancies around June 1 or July 1. Therefore, the best time to look for a September 1 rental is July or early August. Beware that in a market as tight as Boston's, compounded by its high student population, most of the more desirable units are rented by early August. Late November and the first half of December are the best times to be looking for a January rental while April and early May are best for a summer rental.

Temporary hotel or similar accommodations are scarce in July through

September, so reservations should be made in advance. Hotel costs range from \$38.00-\$117.00 per day for a single room and \$43.00-\$144.00 for a double room. Guest houses range from \$15.00-\$30.00 per day, depending on individual requirements. The MIT Off-Campus Housing Office provides lists of such accommodations upon request.

II. HOUSING OPTIONS

Living in the metropolitan Boston area provides students with a number of different housing options:

- Apartment Buildings

Large and small apartment buildings abound in the Boston/Cambridge area. Generally, apartment buildings contain studio to two bedroom units. Larger units are not common. Apartment buildings are most common in the more urban areas - Boston neighborhoods near downtown and parts of Cambridge.

- Houses

Single, two and three family houses are all common housing types in metropolitan Boston. Houses tend to contain larger units, usually two bedrooms or more. Houses are more common in less urban areas such as Arlington, Somerville, Watertown, parts of Allston-Brighton and parts of Cambridge.

- Rooms for Rent

- Rooms in Boarding Houses or Private Homes

Rooms in boarding houses or private homes are also available. Rooms are generally rented by the week and may or may not have cooking facilities. Most rooms are for single occupancy with rents ranging from \$40.00-\$70.00 per week.

- Room and Board in Exchange for Work

Services such as child care, tutoring, housekeeping, chauffeuring and general maintenance may be exchanged for room and board. 15-20 hours or work per week would generally be required.

Listings of both types of rooms for rents can be found at the MIT Off-Campus Housing Office. Special restrictions may apply in these situations (such as no overnight guests or smokers), so make sure you know what is allowed and expected of you before you move in.

Units in houses, whether single, two or three family, often appear to have lower rents. However, this may be misleading if utility costs are not considered. As a general rule, units in apartment buildings (five units or more per building) include heat and hot water in the rent while units in houses do not. This is because apartment buildings were generally built on a single heating system while houses were usually built with, or converted to, individual heating systems. New and substantially rehabilitated apartment buildings, however, generally have separate, electric, heating systems.

Housing type is one choice an apartment hunter faces, next is the

choice of the type of unit. Living alone in a studio or one bedroom apartment is probably the most expensive option. Generally, the greater the number of people sharing an apartment, the cheaper the rent per person. Thus, a four bedroom apartment with four people tends to be cheaper than a three bedroom with three people, etc. A two bedroom apartment does not necessarily house only two students or a three bedroom three students. For example, if a two bedroom apartment also has a dining room and a living room, three students could share the apartment with one student occupying the living room and the dining room used as the common area. Such creative use of space often permits students to lower their housing costs while still allowing separate rooms.

THE HOUSING SEARCH

The very first step in one's housing search should be the purchase of a good map of the Boston area and a T System Map (Massachusetts Bay Transportation Authority). One recommendation is Arrow Publishing Company's Boston Red Map which can be purchased at the MIT Coop store on campus and many other locations for a cost of about \$2.00. T System Maps can be purchased at the Park Street Visitor Information Center (at the Park Street subway stop) for \$.75 or at the Coop and other locations for \$1.25. The T System Map presents the subway lines, bus routes and commuter rail lines overlaid on a map of the Greater Boston area. These two maps are essential to an effective, informed housing search.

With maps in hand, one's housing search can be conducted through many different routes, none of which are mutually exclusive. The most common resources for MIT students are MIT's Off-Campus Housing Office, campus bulletin boards, newspapers, realtors and a network of friends, relatives or co-workers. Though their use is generally discouraged, apartment listing services are also a possibility. Each of these resources will be discussed below.

I. The MIT Off-Campus Housing Office

The best place to begin one's search is the MIT Off-Campus Housing Office, located in Room E18-301, (617) 253-1493. The Office maintains a listing of rooms, apartments, shared apartments and houses for rent in the Greater Boston area and is open to any member of the MIT community. The Office also maintains listings of people with apartments who are looking for roommates as well as those interested in sharing an apartment. "Roommate Get-Togethers" are sponsored by the Office during the latter part of the summer, providing an opportunity for students to meet potential roommates.

The Office also has a great deal of information available concerning housing-related subjects including:

- a listing of reliable real estate agents
- a listing of selected transient accommodations
(rooms in private homes, temporary guest houses, hotels, motels, bed

- and breakfast, etc.)
- public transportation
 - street maps of Boston, Cambridge and Somerville
 - energy saving and home security measures
 - rental furniture
 - utilities
 - sample rental leases
 - child care
 - handbook of legal information and resources

Two important booklets are also available: "A Guide to Security Deposits" and "Shopping for an Apartment," these provide valuable information regarding the legal aspects of rental housing.

The Housing Office staff is available to help you with any questions or problems you encounter in your search. They are also able to look over a lease for you and explain clauses you may find confusing. The Office has free telephones available for local calls to rental agents and landlords.

The Office is open from 9:00 a.m. to 5:00 p.m. Monday through Friday. Please note that the Office is unable to mail or give out listings over the phone. However, selected information (i.e. transient accommodations or roommate cards) may be mailed out upon request. Take advantage of the Off-Campus Housing Office, even a single stop will make you better prepared for your housing search.

II. Bulletin Boards on Campus

While the Off-Campus Housing Office provides official listings of

housing and roommates, bulletin boards and kiosks all over MIT often have apartment and/or roommate ads posted as well. Keep your eyes open as you walk around campus, especially during late summer or early spring.

III. Newspapers

Looking through Boston area newspapers at apartment rental ads is an effective way to familiarize yourself with the Boston Housing Market. Rental ads often seem to be written in a language of their own. Review the following list to familiarize yourself with commonly used abbreviations.

Common Rental Abbreviations

a/c, air cond	air conditioning
agt	agent
alc	alcove
b, bth	bath
balc	balcony
bay wind	bay windows
bd, bdr, bdrm	bedroom
blks	blocks
bmt, bsmt	basement
cln	clean
conv	convenient
cor unit	corner unit
d/d, d&d, dw/disp, dshwr/disp	dishwasher and disposal
dr, dinrm	dining room
e-i kit	eat-in kitchen
elev, elev bldg	elevator, elevator building
ex \$	extra dollars, something will cost extra
f, furn, furn'd	furnished
fp, fpl, frpl, frplc	fireplace
fr	from
g, gar	garage
htd	heated

ht & hw	heat and hot water included
hrdwd; hw, hwd, hwdw flrs	hardwood floors
k & b	kitchen and bath
kit	kitchen
laun, ldy, ldry, lndry	laundry
lr, livrm	livingroom
lux	luxury
mod	modern
negot	negotiable
nr	near
own occup, owner occ, owner occ'd	owner occupied
os	off-street parking
pch, prch	porch
pk, pkg, prkg	parking
priv entr, pvt entr	private entrance
ptd, pntd	painted
RE	realtor
refs, refs required	references required
rehab	rehabilitated
renov	renovated
res st	residential street
res supt, res super, resid supt	resident superintendent
rfdk, rfdeck	roofdeck
rfrts, rf rights	roof rights
sec bldg, sec sys	security building, security system
sep kit	sep kitchen
spac	spacious
stu	studio
taw,t-a-w	tenant-at-will
uf, unfurn	unfurnished
+ utils, no utils	utilities not included
w/d, wshr/dryr, wash/dry	washer and dryer
ww, w/w, w-to-w, ww carpt, crpt	wall-to-wall carpeting
yd	yard

Following is a more detailed description of some of the terms used in rental housing:

Alcove - a small, walk-in, closet-like room without doors set off of the main room of the apartment (usually a studio), it may be large enough for a twin bed or a small table and two chairs.

Condominium - an apartment building in which each apartment is owned indi-

vidually.

Duplex - a house divided into two completely separate living units.

Eat-In Kitchen - a slightly larger kitchen in an apartment without a dining room that is large enough for a kitchen table and chairs.

Floor Through - an apartment which occupies an entire floor, providing added privacy but usually added expense as well.

Modern - fixtures and appliances tend to be fairly new, standard bathtub and shower combination and linoleum or carpeted floors rather than hardwood.

Older Style - free-standing fixtures in bathroom and kitchen, few electric outlets, bathtub with feet and old-fashioned shower set-up and little counter or cabinet space.

Separate Kitchen - in a studio, the kitchen is separated from the main room by a wall.

Studio or Efficiency - a one or two room apartment where the living room serves as the bedroom.

Triple Decker - a single house with three separate floors and entrances allowing for three separate living units. Triple deckers are a common housing type in the Boston metropolitan area.

1 1/2 Baths - one full bathroom and a second without a bathtub or shower.

1 1/2 Bedrooms - one full bedroom and a small room, with or without windows, containing space for a bed (this size unit is suitable for two but not three occupants).

The real estate section of The Boston Sunday Globe provides the most extensive listing of apartments in the Boston area, although apartments are

also listed in The Boston Globe throughout the week. The Boston Herald, The Boston Ledger, The Boston Phoenix, The Boston Tab, The Cambridge Chronicle and The Cambridge Express are sources of listings as well. If you have a particular area or neighborhood in mind, you can also consult local newspapers (see listings at the end of each area profile). Keep in mind that the majority of listings in newspapers are through realtors.

IV. Real Estate Agents

While it is financially in your best interest to find an apartment on your own, the fact is that with Boston's tight market and students' time constraints, using a realtor is almost a necessity. Unless you are already familiar with the Boston area and have an unlimited amount of time to look for an apartment, going through a realtor is probably your best bet. As mentioned earlier, most realtors charge a "finder's fee" of one half to a full month's rent if you accept one of their apartments. While this seems like a substantial fee, it will be well worth it if you find a suitable apartment within a reasonable amount of time. Remember, you only pay a realtor if you find an apartment through that agency.

Upon request, the MIT Off-Campus Housing Office provides a list of reliable realtors. These are real estate agencies with which MIT people have had good experiences in the past. Since these agencies have a good track record, it may be in your best interest to begin your housing search

with this list.

Shopping around to different rental agencies is a good idea. Ask about the agency's policy regarding services offered and the amount of the commission (the "finder's fee"). While most realtors charge a half to a full month's rent, a quarter of a month's fee is also a possibility. All rental agents must be licensed by the Massachusetts Board of Registration of Real Estate Brokers and Salesmen. If you have any questions about the reputability of a particular agent, call the Board of Registration at 727-3076.

A realtor will show you apartments and act as an intermediary between you and the landlord. For someone new to the Boston area and/or without a car, being escorted to view apartments is an invaluable and time-saving service. Before you visit a realtor, try to list your requirements for a desirable apartment:

- Is there a certain area in which you would prefer to live?
City vs. a more suburban location?
- Would you prefer to live in an apartment building or in a house?
- What size unit are you looking for? Studio, one bedroom, etc.
- How much rent, including utilities, can you afford to pay?
- How accessible to MIT would you like to be?
- How well-served by public transit would you like/need to be?
- Is parking a necessity?

Having an idea of what you are looking for can help you and the agent begin a successful housing search.

Some cautions about working with a real estate agent:

- Real estate agents work in a high pressure business. Do not let an agent pressure you into making a hasty decision. Even if numerous other people are interested in an apartment, do not accept it unless you are sure it is what you want.
- Never rent an apartment without seeing it first.
- Take time to thoroughly inspect the apartment and do not let the agent rush you. If you need to go back to see the apartment a second time, do so.
- Check the rental application to make sure it has the exact information concerning your apartment - the address, the apartment number and the price.

V. Personal Contacts

Take advantage of contacts in the area: friends, relatives, co-workers, etc. Let them know that you are looking for an apartment and ask them to keep their eyes open for you. Often you may be able to get information about a vacancy before it is advertised. Do not hesitate to ask contacts in the area for information about Boston and the housing market. Be aware that everyone's experience varies so you must carefully weigh all the information you receive about a particular area.

VI. Apartment Listing Services

Apartment listing services charge an initial fee (usually \$60) for information about listings of vacant apartments. These listings are often duplicates of those listed in newspapers under the names of other realtors. They are not exclusive listings. In using a listing service, you receive

information about vacancies but are not shown apartments nor are you guaranteed an apartment. Oftentimes you must contact the realtor or owner who listed the apartment originally.

In general, it would be wiser to look at listings from daily newspapers rather than pay a fee for such a service. The Off-Campus Housing Office strongly discourages the use of listing services because apartment-seekers often pay the fee and finalize housing arrangements through a realtor anyway.

LEASE INFORMATION

I. TYPES OF TENANCY

There are two basic types of tenancy: tenancy with a lease and tenancy at will.

A. Tenancy With A Lease

A lease is a written agreement between a landlord and a tenant that allows a tenant to reside in an apartment at a set rent and under certain conditions for a specified period of time. A lease is legally binding for both the tenant and the landlord. Although most leases are for a period of one year, the term of the agreement can vary. Some leases are

self-renewing so if there is no notice given by either the landlord or the tenant by a certain date (which is specified in the lease), the agreement is automatically renewed for another year.

B. Tenancy At Will

A tenant at will occupies a unit on a month-to-month basis, with or without a written agreement. Termination of tenancy may be undertaken by the landlord or the tenant without reason at any time. To terminate tenancy, written notice must be given thirty days or one full rental period in advance, whichever is longer.

I. The Lease

READ YOUR LEASE! If there is anything you do not understand or if you find clauses confusing, ask questions. As mentioned earlier, the staff at the Off-Campus Housing Office will be happy to look over your lease for you. Most landlords use a standard Rental Housing Lease (RHL) though many write in special provisions. Make sure these are clear. If there are any clauses you do not agree to, ask the landlord to delete that section and both of you should initial the change. Any agreed additions to the lease should be written in and initialed by both parties. Put everything in writing as verbal agreements have been consistently unenforceable in landlord/tenant law.

Important considerations when looking over a lease include:

- Renewal Terms, Vacancy Notice and Subletting Rules.
- Pets - Permissible or Not?
- Who pays for electricity, gas, oil and hot water?
- Is a parking space included? Fee or no Fee? Have it written in the lease.
- Is a refrigerator provided?
- Make sure all repairs to be made are written into the lease before you sign it.
- Fuel and Tax Escalation Clauses (if these costs go up, the tenant pays a percentage of the difference.)
- Landlord's Right of Entry.
- Security Deposit - Get a copy of the pamphlet "A Guide to Security Deposits" from the Off-Campus Housing Office and read it prior to paying your security deposit. It provides important information about your rights. The security deposit cannot exceed one month's rent and is usually paid upon signing the lease.

Try to get a copy of your lease immediately. The landlord is required to give you a copy within thirty days and can be fined for noncompliance.

III. Record Keeping and Transactions

It is a good idea to record the condition of your apartment at the time of occupancy. Inspect the apartment thoroughly and record any damages. This condition statement should be dated and signed by both the landlord and the tenant. Check with your landlord to see if he/she has a specific form or list for recording this information.

It is important to keep a record of all transactions concerning your tenancy. Get signed and correctly dated receipts for any payments to the

landlord and be sure the receipt states the purpose for which the payment was made. Always pay your rent with a check since it serves as a guaranteed receipt. Specify on the back of the check that it is for rent payment only since the memo portion on the front is not legally binding. If you must pay cash, always request a receipt. Keep an orderly file of all important documents such as the lease, rental agreements, etc. Save all receipts and written letters from your landlord and make copies of any letters you send to him/her. Written documentation will help you protect your rights should any difficulties arise.

TRANSPORTATION AND PARKING

I. Transportation

The Boston metropolitan area is easily accessible to all forms of transportation: public transit, bicycles, pedestrians and automobiles alike.

A. Public Transportation: The MBTA

The MBTA (Massachusetts Bay Transportation Authority) operates an extensive system of subways and buses in the Greater Boston metropolitan area. The heart of the MBTA is the subway system (better known as the "T"), with most bus routes beginning at subway stations. The T usually

operates between 5:30 a.m. and 1:00 a.m. although some routes may begin later or end earlier. It is good idea to immediately familiarize yourself with the final subway and bus trips to your area so you can be sure to get home late at night.

As suggested earlier, purchasing a comprehensive T system map is essential. Detailed route and fare information are available from the Information Booth at Park Street Station Monday-Saturday 7:15 a.m. to 10:45 p.m., Sunday 8:15 a.m. to 11:45 p.m. and from the T Customer Service Center on the fourth floor of 50 High Street downtown, Monday-Friday 7:00 a.m. to 6:00 p.m. Schedule information is also available at most City or Town Halls, public libraries and Star Markets in the area. The Off-Campus Housing Office provides T information as well.

The usual subway fare is \$.60 and the usual bus fare is \$.50. Exact change is necessary for the bus while the subway requires tokens which are purchased at the subway stations. T service above ground in outlying area such as Allston-Brighton and Brookline is more expensive. There are no free transfers between buses or between the subway and buses.

T passes can purchased offering substantial savings to frequent riders. Six different T passes are available ranging in price from \$18.00 to \$56.00 per month. Students will most likely need only the lower priced passes which offer unlimited service to Boston and Cambridge and their

bordering communities. Passholders can save money on transportation, auto insurance, entertainment and special shopping offers. Owning a pass also permits you to travel on Sunday with one guest for free. Passes can be purchased at the MIT Cashiers Office in Room 10-180, Park Street Information Booth and other selected locations ONLY on the last five days of every month.

The closest subway stop to MIT is the red line at Cambridge Center/MIT, which is located in Kendall Square on the east side of campus near the Sloan School. MIT is also accessible to the red line Central Square stop, with the Institute a 10-15 minute walk down Massachusetts Avenue. The stop at 77 Massachusetts Avenue, directly in front of Lobby 7, is the major T bus stop servicing MIT. The #1 Harvard/Dudley bus is the one most highly used by MIT students. The Dudley bus travels from Harvard Square all the way down Massachusetts Avenue to Washington Street and Dudley Station in Roxbury. In bad weather, the Dudley bus is popular with Boston residents as it gets them across the river without the wet and/or bitter cold walk across the Harvard Bridge.

Important T phone numbers include:

Travel Information	722-3200	Monday-Friday 7:45 a.m.-5:45 p.m.
Park Street Information	722-5657	Until 10:30 p.m. Every Day.
	722-5672	
Pass Program	722-5218	
Recorded Service Information	722-5050	

B. Bicycles

The relatively small size of the Boston/Cambridge area makes biking a popular mode of transportation for students. During the spring, summer and fall months, a bicycle can be one of the most efficient forms of transportation. Bicycling in Boston traffic, however, is a severe challenge. If you plan to use a bicycle, it is advisable to buy and regularly wear a helmet. Be especially careful biking at night. Make sure your bike is well equipped with reflectors and that you wear easily visible clothing. Obey traffic laws and above all, ride defensively.

While navigating a bike in Boston traffic is challenging, the real challenge is keeping your bike. Bicycle theft is rampant in the Boston/Cambridge area. As a first step, invest in a good bike lock - the Citadel and the Kryptonite are the most theft proof. MIT Campus Police provides information concerning the strengths and weaknesses of various types of bike locks. Campus Police also provides electric engraving tools with which you can engrave your bicycle. Once you have engraved your bicycle, make a record of the number you used and keep this record, the bill of sale and a complete description of the bicycle (including the manufacturer's serial number) in a safe place.

As an added precaution, you are encouraged to register your bike with Campus Police. Upon registration and payment of a \$.25 fee, you will

receive a registration sticker, safety information and campus bicycle regulations. To combat bicycle theft, MIT has established a centrally located bicycle compound in the rear of Building 13. The compound operates on a card key system. Campus Police issues card keys to any member of the MIT community for a small fee.

With proper care and precautions, biking can be one of your most efficient and enjoyable forms of transportation.

C. Automobiles

While having a car in Boston provides you with the greatest amount of freedom, the street system, traffic, Boston drivers, automobile theft and a severe lack of parking can all add up to just one big headache.

All students driving or parking a motor vehicle on MIT property are required to register that vehicle with Campus Police each academic year. There is a \$25.00 fine for any car or motorcycle not registered with Campus Police. Massachusetts law also requires that all out-of-state cars operated by students be registered with the Registry of Motor Vehicles, a service provided by the Campus Police. Registration must be accomplished within thirty days of the time the motor vehicle is brought into Massachusetts. Because registration expires at the end of each academic year, cars must be re-registered every September. There is a \$50.00 fine for non-registered

out-of-state student motor vehicles.

The Boston/Cambridge area has one of the highest automobile theft rates in the country. It is therefore advisable to take some basic precautionary measures:

1. Always park in well-lighted areas.
2. Always lock your car and pocket your keys, even if you are leaving it unattended for only a few minutes.
3. Install and use a hidden electrical "kill" switch which cuts off your electrical circuitry, making it impossible to start the engine.
4. When parking your car for an extended period of time, remove the coil wire and store it in a safe place. This backs up the "kill" switch, providing an additional layer of protection since the engine cannot be started until the coil wire is replaced.
5. Consider installing an automatic car alarm system.
6. Record and keep in a safe place (not in your car) the following information concerning your car:
 - Make and Model
 - Model Year
 - Registration Number
 - Color
 - Vehicle Identification Number
 - Engine Size
 - Any Peculiarities (dents, pin stripes, etc.)
 - The Name of Your Insurance Company and Agent

Theft of motor vehicles is one major problem, the other is theft from motor vehicles. Never leave items of value in the car. If you must, always lock them in the trunk. Mount tape decks, CBs, etc. out of sight if possible. Use slide-in-and-out mounting and portable antennas for easy removal. Take these items with you if possible or lock them in the trunk.

Campus Police has auto safety and security information available. They are also willing to discuss car alarm systems and other methods of

making your car more secure. The Police Departments in Boston area cities and towns are also happy to provide these services. Take the time to look into securing your car as unaware students are often car theft victims.

Not having a car in Boston can probably save you a great deal of money and aggravation, though students living far from campus may find a car essential.

II. Parking

Parking is the single greatest difficulty in keeping a car in the Boston/Cambridge area. The parking situation where you live will probably determine the feasibility of keeping a car in the area. Parking regulations and availability vary widely in the Boston metropolitan area. The parking situation on campus and in nearby communities will be outlined briefly below, with greater detail provided in the individual area profiles.

A. On Campus Parking

An MIT Parking Permit is required for any vehicle parked on MIT property. The exceptions to this rule are the Kresge and Sloan Lots and the Albany, East and West Garages, which require a permit only between 7:30 a.m. and 5:30 p.m. on weekdays. MIT operates one lot for commuting students, the Commuter Lot, which is located towards Central Square behind the

Necco building on the corner of Landsdowne and Pacific Streets. There is a \$7.00 yearly administrative fee for a parking permit giving access to this lot. Commuting students should apply at Campus Police. You can contact the Traffic and Parking Division of Campus Police with questions, 253-7275.

Street parking in the vicinity of MIT is scarce. To find parking near the main buildings you need to arrive close to 7:00 a.m. Note that parking is banned on Memorial Drive from 7:00 a.m. to 10:00 a.m. Parking along Massachusetts Avenue means regular trips to pay the parking meter. Night and weekend parking on campus is generally not difficult to locate.

MIT's parking lots and garages are high risk areas for theft and assault. If you are alone and travelling on foot to one of these areas after dark, take advantage of the Campus Police Escort service.

B. Residential Parking Permits

On street parking is not permitted without a residential parking permit in Back Bay, Beacon Hill, parts of Fenway/Kenmore and Cambridge. Within a year, Somerville and much of Allston/Brighton will require residential parking permits as well. This makes on street student parking in these areas difficult, if not virtually impossible.

In order to obtain a residential parking permit, you must fulfill the following basic requirements:

1. Have your car registered in Massachusetts in the neighborhood in which you are applying for a residential permit. You must therefore have Massachusetts license plates and Massachusetts car insurance (which is notoriously costly).
2. You must provide proof of residency. This includes having your car registered at the address in the neighborhood to which you are applying for a permit and bringing another bona fide proof of residency, such as a lease, phone or utility bill which lists the same address.
3. You must have no unpaid parking or traffic tickets.

Unless you are willing and able to fulfill the above requirements, you will be unable to obtain a residential parking sticker for these areas. In some neighborhoods, there will be adequate off street parking available but in others the only other option would be to rent space in a private lot or garage at a cost of approximately \$50.00 a month.

For information concerning the registration of your motor vehicle in Massachusetts, contact:

The Registry of Motor Vehicles	Insurance Information:	727-3740
100 Nashua Street	License Information:	727-3860
Boston 02114	Registration Information:	727-3878
<u>Hours:</u>		
Monday and Wednesday	8:45 a.m.-7:00 p.m.	
Tuesday, Thursday and Friday	8:45 a.m.-5:00 p.m.	

The Registry of Motor Vehicles is located near the North Station green line T stop.

For information concerning residential parking permits, contact:

Boston Traffic & Parking Dept.	Cambridge Traffic & Parking Dept.
Room 721, City Hall	57 Inman Street
1 City Hall Square	Cambridge 02139

Boston 02201
725-4678

498-9042

The Boston Traffic & Parking Department is located in City Hall at the Government Center green line T stop. The Cambridge Traffic & Parking Department is located a short walk from the Central Square Post Office on Massachusetts Avenue.

C. Overnight Street Parking

The towns of Arlington and Brookline, while not requiring residential parking permits, do not allow overnight street parking. Therefore, if there is no off street parking available, a parking space must be rented at a cost of approximately \$50.00 per month.

BOSTON AREA COMMUNITIES

In order to give those new to the area (and interested others) a general idea of the range of housing and lifestyles available, a few Boston/Cambridge area communities will be described briefly. Tables of average rents and area comparisons are also included. The communities discussed are those most easily accessible to MIT and those in which MIT students have tended to settle. These cities or towns are Arlington, Boston, Brookline, Cambridge, Somerville and Watertown. Due to Boston's size and complexity, each of the four Boston neighborhoods are discussed

separately: Allston/Brighton, Back Bay, Beacon Hill and Fenway/Kenmore.

I. Profiles of Boston Area Communities

Information for the area profiles was garnered from a number of different sources including interviews with area planning, police and traffic & parking departments, interviews with area realtors, relevant planning documents, relevant literature, discussions with resident students and walking tours. Please be aware of the fact that much of the information used involved the personal opinions and impressions of numerous individuals.

ARLINGTON

The town of Arlington is located approximately three miles northwest of Cambridge and seven miles northwest of Boston. Arlington is bordered by Winchester to the north, Medford to the east, Somerville, Cambridge and Belmont to the south and Lexington to the west. Single family homes are the most common housing type in this pleasant residential suburb. The town's rental units (apartment buildings and two and three family homes) are concentrated in the eastern portion of the town while single family homes predominate in the western portion. Two bedrooms tend to be the most common rental unit on the market. The quality of the housing in Arlington is generally quite high. Arlington has many ponds, streams and recreational areas.

Public transit opportunities in Arlington are limited with few buses serving the town. To get to MIT, you can catch a bus to Harvard Square (approximately a 20 minute ride from much of Arlington) and then take the subway or the #1 Dudley bus to campus. The Alewife red line T station, located in southern Arlington, is scheduled to open in the fall of 1984, expanding Arlington's public transit opportunities considerably. In general, living in Arlington would be much easier if you had a car. Arlington does not allow overnight street parking. However, parking is not usually a problem since most rental units offer ample off street parking. Make sure to check that your unit offers parking.

Arlington is an extremely safe place in which to live. A 1980 study ranked Arlington as one of the ten safest communities in the state of Massachusetts. Arlington's suburban atmosphere and its safety make it very attractive for families with children.

<u>Town Hall</u>		<u>Fire Department</u>	
730 Mass. Avenue	643-6700	112 Mystic Street	643-4002
		Emergency	643-4000
<u>Post Offices</u>		<u>Police Department</u>	
Arlington	648-1940	112 Mystic Street	643-1214
10 Court Street		Emergency	643-1212
Arlington Heights	643-0201		
1347 Mass. Avenue		<u>Local Newspaper</u>	
East Arlington	643-3819	<u>The Arlington Advocate</u>	
240 Mass. Avenue		4 Water Street	643-7900

BOSTON AND CAMBRIDGE

Boston and Cambridge are both cities and as such, are densely populated urban areas. Living in these areas provides you with the advantages of life in the big city. However, you must be aware of the disadvantages of big city life as well. Read carefully - and follow - the suggestions in the security and safety section of this guide. Crime is a problem in both Boston and Cambridge. Robberies, rapes, muggings, break-ins and bicycle and auto theft are all unfortunate aspects of city life. Awareness is the first step to successful crime prevention, action is the next. A combination of awareness and simple common sense precautions can help prevent you from being a victim. Unsuspecting students are often easy targets for criminals. With awareness and effective action, you can live a safe life in the big city.

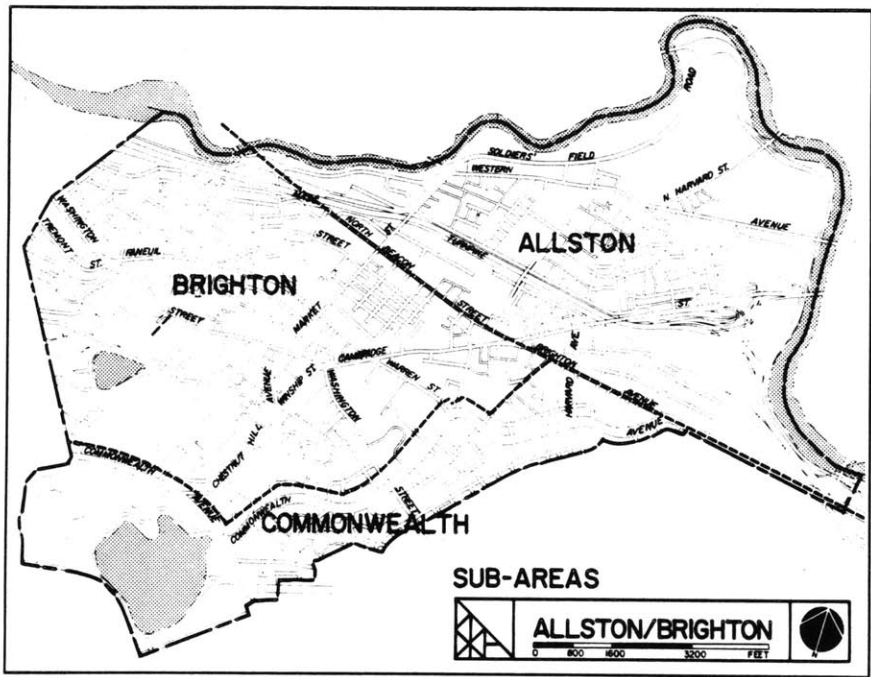
BOSTON

City Hall
1 City Hall Square
Boston 02201
725-4000

Fire Department
Headquarters 442-8000
115 South Hampton Street
Emergency 911

ALLSTON/BRIGHTON

The heterogeneity of Allston/Brighton's ethnic, racial and economic composition has given it the nickname of "the Cuisinart of the city neighborhoods." It is one of the city's best integrated and most diverse neighborhoods with large numbers of students, elderly and working class families presenting a wide variety of lifestyles. Allston/Brighton is bordered by Cambridge and Back Bay on the east, Brookline on the south, Newton



on the west and Watertown on the north. Allston/Brighton can be divided into three major areas: Allston, Commonwealth and Brighton. All three areas are popular with students for their access to area schools and their low rents. The major shopping area in Allston/Brighton is located along the green line at the intersection of Harvard and Commonwealth Avenues, offering residents easy access to numerous reasonably priced stores.

Allston is divided in half by the Massachusetts Turnpike. North Allston is a mixture of residential and industrial areas while South Allston is mostly large apartment buildings and commercial and retail enterprises. The predominant housing type in North Allston is two and three family houses while large apartment buildings dominate in South Allston. The quality of the housing stock in Allston is generally mixed, with poor condition a problem.

The Commonwealth area is dominated by Allston/Brighton's major thoroughfare, Commonwealth Avenue, along which the Boston College green line runs. Commonwealth Avenue is Allston/Brighton's major stretch of large apartment buildings, most of which include heat and hot water in the rent. Students tend to congregate along Commonwealth Avenue due to the accessibility of the green line T. Commonwealth Avenue is far more densely populated than the rest of Allston/Brighton, with a high degree of absentee landlordism and generally low quality housing. Commonwealth Avenue also tends to have a higher rate of vandalism than other parts of the area.

Brighton is the most residential of the three areas. Single, two and three family homes predominate and the quality of the neighborhood and the housing tends to be higher in Brighton than in the rest of Allston/Brighton. Brighton is probably the safest area of Allston/Brighton.

Allston/Brighton's two and three family houses can offer a pleasant residential environment that is quite different from the congestion of city apartment buildings. Two to three bedroom units are most common in the area's rental houses. The predominance of single to three family homes in much of Allston/Brighton results in a relatively high proportion of unheated units. Be sure to take into account heating costs and consider energy saving measures. Check with the Off-Campus Housing Office for information on energy conservation.

Allston/Brighton is generally well served by public transit via the Boston College green line and various buses. Parts of Allston are also within a 20 minute walk of Harvard Square. The best way to MIT from this area would be to take the green line to the Auditorium T stop and walk down Massachusetts Avenue and across the Harvard Bridge (about a 15 minute walk). In bad weather, you can take the T all the way to Park Street and take the red line to Cambridge Center/MIT or catch the #1 Dudley bus to MIT from in front of the Auditorium T stop. If you are not close to the green line, buses run through Allston/Brighton to Kenmore, Harvard and Central

ward you can take the red line or the #1 Dudley bus and from Central Square you can walk down Massachusetts Avenue to MIT. If you live in Allston/Brighton you will probably want to purchase a T pass.

Parking is a problem in much of Allston/Brighton. A residential parking sticker program is scheduled to be implemented by 1984 in parts of Allston/Brighton. The extent of the program has yet to be determined but it is highly likely that South Allston, the Commonwealth Avenue corridor and along the Brookline borders will all be targeted. Eventually the program should cover all areas of Allston/Brighton suffering from parking difficulties. Without a residential parking sticker, street parking will be prohibited. Off-street parking is limited in much of Allston/Brighton so be sure to check the parking situation before moving in.

Allston/Brighton's rents are the lowest of the Boston area neighborhoods considered. Only Somerville has lower rents than Allston/Brighton. Like Somerville, Allston/Brighton does have a considerable proportion of unheated units so be sure to consider heating costs. If you do not mind commuting to MIT, Allston/Brighton can offer reasonably low rents in a more residential atmosphere than in many areas of the city. Neighborhoods in Allston/Brighton vary widely even from block to block, so be sure to check your neighborhood carefully for safety and desirability.

<u>Police Department</u>		<u>Post Offices</u>	
301 Washington Street	247-4260	Allston	223-2207
Brighton		47 Harvard Avenue	
Emergency	911	Brighton	254-3387

424 Washington Street

Local Newspaper

The Allston-Brighton Citizen Item

481 Harvard Street 232-7000

Brookline

BACK BAY

Back Bay has long been one of Boston's most attractive residential areas. This eight block by five block area sits on what was originally a mud basin of the Charles River, filled in by the city over 100 years ago. Back Bay is bordered by Fenway/Kenmore to the west, the Charles River and Cambridge to the north, Beacon Hill, the Boston Public Garden and downtown Boston to the east and the South End to the South. Aside from the areas directly bordering MIT in Cambridge, Back Bay is the closest residential area to MIT, sitting directly across the river from campus.

Back Bay offers easy access to the beauty of the Charles River Esplanade (the grassy area bordering the river), to the Public Garden and the Common, to Newbury Street's many cafes and to the bars and shops of Boylston Street and the Prudential Center, as well as to Copley Square and the Boston Public Library. The Commonwealth Avenue mall provides an attractive strip of greenery through the heart of Back Bay.

Back Bay's housing stock is composed mainly of relatively large apartment buildings. The brownstones and classic Boston bay windows of the Back

Bay give the area a great deal of charm. Since Back Bay is predominantly apartment buildings, units larger than two bedrooms are uncommon with studios to two bedrooms the unit mix most generally available on the rental market. The majority of these units include heat and hot water in the rent. The quality of the housing stock in the Back Bay is generally quite good. A large proportion of the city's condominiums are located in Back Bay with condominium conversion proceeding at a high rate in the area.

Back Bay is easily accessible to public transit. The green line stops of Auditorium (Massachusetts Avenue and Boylston), Copley (Dartmouth and Boylston) and Arlington (Arlington and Boylston) all serve the Back Bay. Park Street Station is also just across the Boston Common. Numerous bus routes run from the Auditorium and Copley T stops. The multitude of transit locations and opportunities in Back Bay's small area make it probably the best served neighborhood in the city. Walking to MIT is the easiest option, with campus a 10 to 30 minute walk from anywhere in the Back Bay. The best route to MIT is to walk to Massachusetts Avenue and across the Harvard Bridge. If you live on the eastern border of Back Bay, you can walk through Beacon Hill and across the Longfellow Bridge to the eastern portion of campus. The #1 Dudley bus runs down Massachusetts Avenue to MIT if you want to avoid walking across the bridge.

Back Bay has two major disadvantages, extremely high rents (the highest rents of all areas considered) and parking. Parking on an everyday

basis is difficult, if not impossible. Back Bay requires a residential parking sticker for street parking. However, even if you can qualify for a residential sticker, Boston's Traffic and Parking Department gives out almost four stickers to every one street parking space. Off street parking is limited and often costly in the area. Take heart because if you live in Back Bay, you can easily leave your car at home. Back Bay's accessibility to public transit and walking distance to MIT make a car unnecessary and more of a nuisance than anything else.

As with the rest of Boston, Back Bay is in the city and very near downtown. Read and heed the security and safety suggestions at all times. Many of Back Bay's major streets (ie: Beacon, Newbury, Commonwealth Avenue and Boylston) are well-lighted and well-travelled in the evenings and at night, making walking relatively safe. However, you should still exercise caution and stay away from side streets and alleyways. Avoid the Boston Public Garden, the Common and the Esplanade after dark.

If you can afford Back Bay's extremely high rents, you will have an attractive housing option with easy access to MIT and many of the most desirable aspects of life in Boston.

Police Department

7 Warren Avenue
Emergency

247-4250
911

Local Newspaper

The Back Bay News
51 Melcher Street

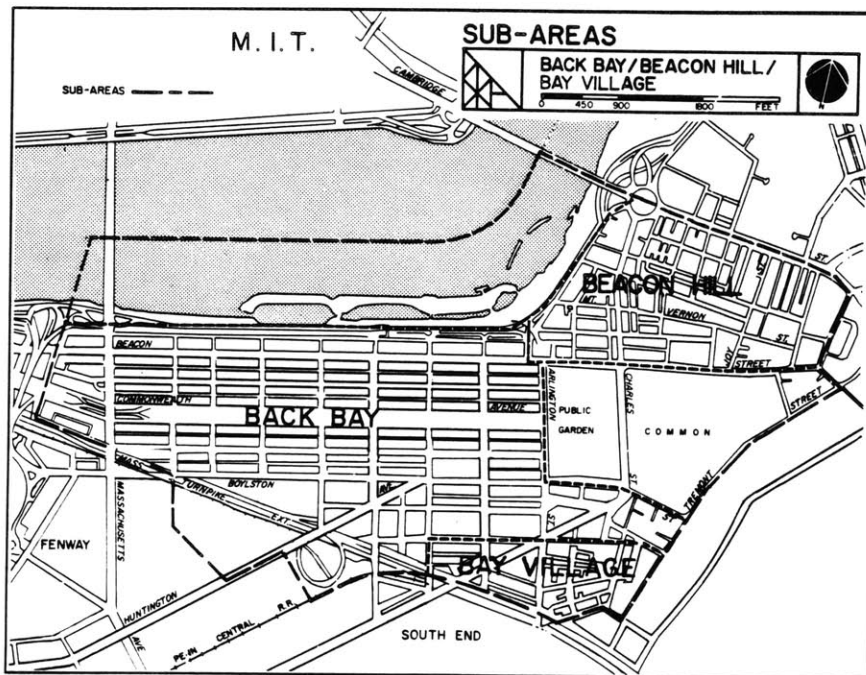
426-0991

Post Offices

Back Bay
390 Stuart Street
Prudential Center
800 Boylston Street

223-2811

267-8162



BEACON HILL

Beacon Hill's narrow cobblestoned streets and brick sidewalks are the very essence of old Boston. This historic neighborhood is located directly behind the gold-domed State House right next door to downtown. It is bordered by Back Bay and the Charles River to the west, Charles River Park to the north, Government Center to the east and the Boston Common and the Public Garden to the South. Charles and Cambridge Streets are the major commercial strips in Beacon Hill with both Boston's open air market, Haymarket and the downtown shopping district on Washington Steet a short walk away. Beacon Hill is also a designated historical district, offering a degree of character and charm seldom matched elsewhere in the city.

The majority of Beacon Hill's housing stock is in small three and four story apartments containing ten or fewer units. Buildings with more than ten units are much less common in Beacon Hill than in other areas of the city. Beacon Hill contains some of the oldest housing stock in the city. Individual units in Beacon Hill tend to be smaller, offering less square feet of living space than those elsewhere in the city. Housing quality in Beacon Hill is generally quite good though poor quality, supposedly "bargain" units do exist. The majority of Beacon Hill's rental housing includes heat and hot water in the rent.

Beacon Hill is very accessible to public transit. The Charles

Street/MGH red line is located in the northwest portion of Beacon Hill while the Park Street Station green and red lines are a short walk across the Common. Beacon Hill is also within easy walking distance of the Esplanade, Haymarket, Government Center, Faneuil Hall, Quincy Market and the downtown. MIT is a 15 to 30 minute walk from Beacon Hill via the Longfellow Bridge or a short bike ride over the Longfellow or Harvard Bridges. In bad weather, you can take the Charles Street red line to Cambridge Center/MIT, a mere one stop.

On street parking in Beacon Hill is extremely limited. Residential parking stickers are required and Boston's Traffic and Parking Department gives out approximately three parking stickers for every available street space. Off street parking is negligible in the area. The winter months exacerbate Beacon Hill's parking difficulties. The neighborhood's steep hills, once covered with snow and/or ice, make parking safely exceedingly difficult. As with Back Bay, if you live in Beacon Hill you should probably leave your car at home since it will most likely prove to be far more of a hassle than it is worth. Beacon Hill offers easy pedestrian or public transit access to almost anywhere you would need to go so do yourself a favor and do not bring a car.

Next to the North End, Beacon Hill is generally considered the safest neighborhood in the vicinity of downtown. Beacon Hill's isolated residential character and tight knit community atmosphere along with its generally

high level of service from the police all contribute to its general safety. Even though Beacon Hill is considered to be very safe, keep in mind common security and safety precautions. Avoid walking through the Public Garden or the Boston Common after dark as these are high crime areas once the sun goes down.

Beacon Hill's major drawback is its high rents, which are exceeded only by those in Back Bay. If you can afford to live in Beacon Hill, it provides a charming old Boston atmosphere within easy access of MIT and downtown Boston.

Police Department

40 New Sudbury Street 247-4240
Emergency 911

Post Offices

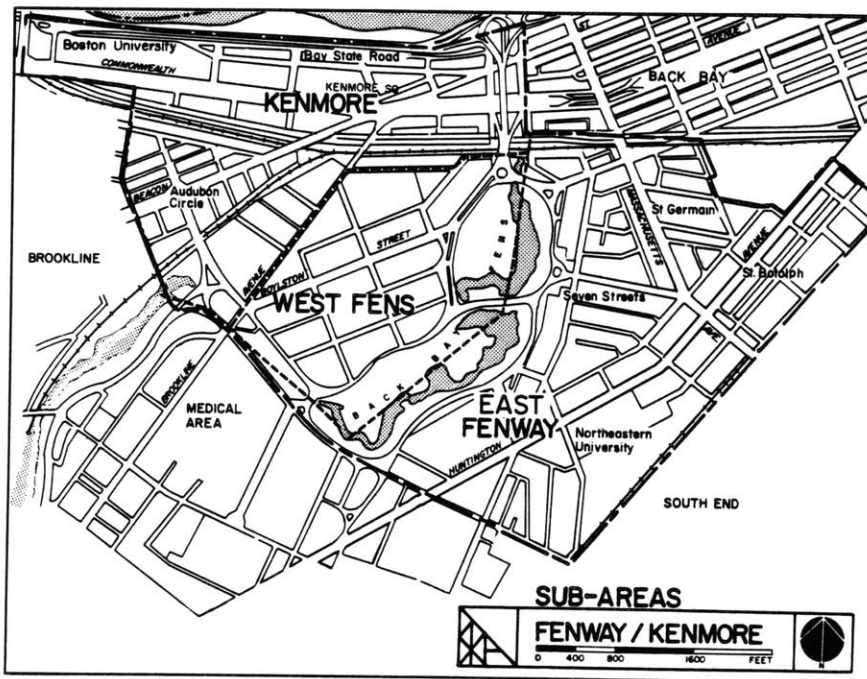
Charles Street Station	223-2806
136 Charles Street	
John F. Kennedy	223-2200
25 New Chardon Street	
State House	223-2218

Local Newspaper

The Beacon Hill News
Distributed on Charles and
Cambridge Streets the first
Friday of every month.

FENWAY/KENMORE

The center of the Fenway/Kenmore area (usually referred to as simply "the Fenway" or "the Fens") is the Back Bay Fens parkland. The Fenway is bordered by the Charles River and Back Bay on the north, the South End, Roxbury and Mission Hill on the south and Brookline and Allston/Brighton to the west. The Fenway is unique in that its densely developed area includes both apartment buildings and institutions.



The Fenway is home to the educational institutions of Boston University, Emmanuel, Massachusetts College of Art, Northeastern University, Simmons and Wheelock. Cultural and entertainment institutions in the area include Fenway Park (home of the Boston Red Sox), the Isabella Stuart Gardner Museum, the Museum of Fine Arts and Symphony Hall. The Christian Science Center Complex is also located along Massachusetts Avenue in the Fens and Boston's Medical Complex is on the neighborhood's southern border. Kenmore Square is the major shopping area in the Fens, catering to a predominantly student clientele. The Fenway's proximity to area schools makes it a popular housing choice for many students.

The housing stock in the Fenway is predominantly large multi-unit apartment buildings built over 50 years ago. Most of these buildings have more than ten units. Studio and one bedroom units are most commonly available on the rental market though some two bedrooms are available. Larger than two bedroom units are difficult, if not impossible, to find. The Fens has a high degree of absentee landlordism with much of the housing stock in a somewhat deteriorated condition. The quality of the housing stock in the area is, however, improving. The majority of the units contain heat and hot water in the rent.

The Fenway has good access to public transit via both buses and the green line. Kenmore Square is the transportation node of the area, providing access to the green line (at the Kenmore Square T stop) and numerous

buses. The Fenway Park stop on the Riverside green line serves the eastern portion of the Fens while the Symphony and Auditorium green lines serve the West Fens. MIT is approximately a half hour walk from most of the Fenway with bicycling very easy as well. Catching the #1 Dudley bus down Massachusetts Avenue is the easiest form of public transit to campus. The Cambridge-Medical Area Shuttle is also an option for Fenway residents. The shuttle stops at 77 Massachusetts Avenue in front of MIT and throughout the Fens. Schedules are available at the Off-Campus Housing Office. Tickets and passes can be purchased at the MIT Cashiers Office in Room 10-180, no cash fares are accepted.

Parking can be a problem due to the predominance of institutions in the area. The East Fenway, the Audubon Circle neighborhood and Bay State Road require residential parking stickers to park on the street. The West Fenway does not require a residential sticker to park on the street but parking is nonetheless tight. Off street parking is limited and often costly. Be sure to check the parking situation in your building if you plan to live in the Fenway. As with the other downtown neighborhoods, it is highly suggested that you leave your car at home.

The high percentage of students living in the Fens, and the high degree of transience in such a population, makes security a problem in the area. The west side of the Fenway tends to be safer than the east side. Westland Avenue and Massachusetts Avenue near Symphony Hall have a rela-

tively high number of street robberies. Under no circumstances walk through the Fens park at night as it is a very high crime area. By heeding the safety and security tips discussed later in the guide, you can make the Fenway a much safer place in which to live.

Rents in the Fenway area tend to be moderate for an inner city location. If you are willing to walk a little farther to MIT and take proper security and safety precautions, living in the Fenway can provide you with the closest thing to a bargain the downtown housing market has to offer. The Fenway is also desirable because of the large number of cultural and entertainment facilities nearby. The Back Bay Fens park provides an attractive green space for the area and includes the Museum of Fine Arts Rose Garden and the Fenway Urban Gardens.

Police Department

7 Warren Avenue 247-4250
Emergency 911

Local Newspaper

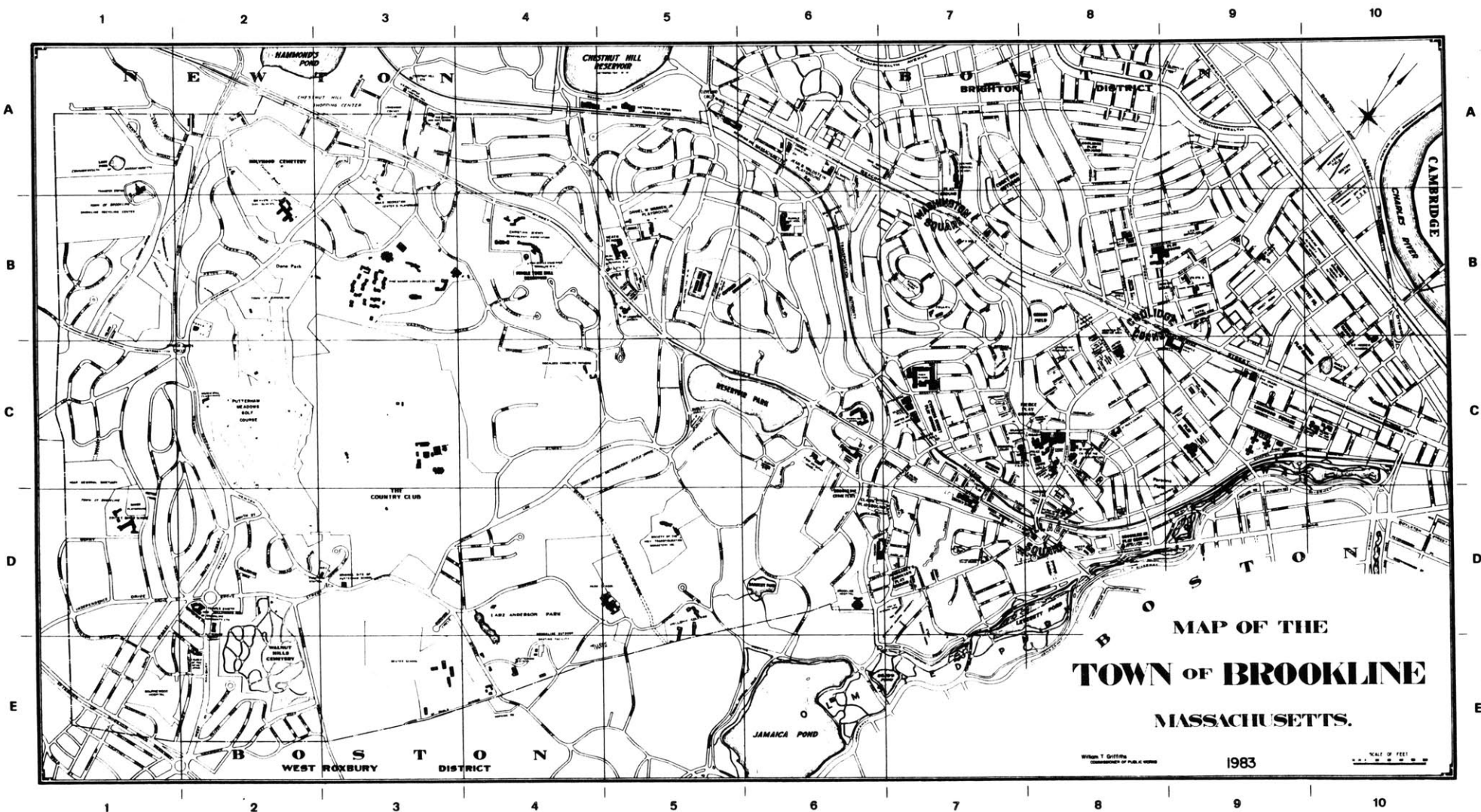
The Fenway News 267-4637
58 Burbank Street

Post Offices

Astor Station 247-3055
207 Massachusetts Avenue
Kenmore Square 223-2204
15 Deerfield Street

BROOKLINE

Brookline is an attractive residential town just four miles from the heart of Boston. With an area of 6.63 square miles, it is the largest town in Massachusetts. Brookline is surrounded by Boston on all sides except its southwestern corner, which borders Newton. Brookline is bordered by



**MAP OF THE
TOWN OF BROOKLINE
MASSACHUSETTS.**

1983

SCALE OF FEET
0 100 200 300 400

Allston/Brighton on the northwest and the Back Bay and the Fenway on the north. Mission Hill, Jamaica Plain and West Roxbury make up its southern border.

Brookline has retained its status as a town, though surrounded by areas which have merged into the City of Boston. It has a distinctive town atmosphere which is both peaceful and pleasant. Brookline has a superb school system, an outstanding park system and numerous recreational facilities. It allows no manufacturing uses within its borders, thereby ensuring its residential character. Coolidge Corner, located at the intersection of Beacon and Harvard Streets and on the Cleveland Circle green line, is Brookline's major commercial center.

South Brookline is more suburban with single family homes predominant. Rental units are located mainly in North Brookline. Two and three family houses are the most common rental housing type. Apartment buildings also exist though Brookline has few large apartment buildings. High rises are not permitted in Brookline and no more than four unrelated individuals are permitted to live in a single housing unit. The condition and quality of Brookline's housing is high relative to the rest of the Boston/Cambridge market.

Except for South Brookline, the town has excellent access to public transportation. Three subway lines and several bus routes service Brook-

line. The Boston College (B), Cleveland Circle (C) and Riverside (D) green lines run through Brookline providing easy access to Boston. Since the green lines run above ground in Brookline, they are more expensive to ride. If you live in Brookline, you should probably consider buying a T pass. Buses are available from Brookline to Central Square though they do not run as frequently as the subway. The best route from Brookline to MIT would be to take the green line to the Auditorium stop and walk down Massachusetts Avenue and across the Harvard Bridge (about a 15 minute walk). In bad weather you could either take the #1 Dudley bus from the Auditorium T stop to MIT or take the green line all the way to Park Street and switch to the red line, taking it to Cambridge Center/MIT.

Parking is the greatest drawback to living in Brookline. No overnight street parking is allowed and unfortunately, many of the town's rental units do not provide ample off street parking. You can rent parking in lots or garages for approximately \$50.00 per month, which is certainly an expensive proposition. Be sure to check the parking situation in your rental unit if you decide to live in Brookline. As long as you live relatively near one of the subway lines, a car really is not necessary (unlike in the other suburban communities of Arlington, Watertown or even Somerville).

Brookline is considered to be one of the safest communities in the vicinity of Boston. Brookline's police and fire department's are well

staffed and efficient, with response time in emergencies reputed to be under two minutes.

Brookline's rents tend to be quite high. If you are willing to pay more for rent and commute a little farther to MIT, Brookline provides an extremely pleasant, "small town" alternative to living in the urban Boston/Cambridge area. If you are interested in living in Brookline, you can purchase an outstanding map of the town at the Brookline Engineering Department, the fourth floor of Town Hall, for a cost of \$1.50. Brookline Town Hall is located a short walk from the Brookline Village T stop, on the Riverside green line.

<u>Town Hall</u>		<u>Post Offices</u>	
333 Washington Street	232-9000	Brookline	738-1776
		1295 Beacon Street	
<u>Fire Department</u>		Brookline Village	223-3193
338 Washington Street	232-8366	207 Washington Street	
Emergency	911		
		<u>Local Newspaper</u>	
<u>Police Department</u>		<u>The Brookline Chronicle Citizen</u>	
350 Washington Street	734-1212	481 Harvard Street	232-7000
Emergency	911		

CAMBRIDGE

MIT occupies the southeastern border of the City of Cambridge. Cambridge is bordered by Arlington to the north, Somerville and Charlestown to the east, the Charles River to the south and Watertown and Belmont to the west. Cambridge is somewhat of an academic mecca, containing both MIT and Harvard University. Cambridge's six and a half square miles also con-

tain a number of widely differing neighborhoods, offering a distinct array of housing and lifestyles. The high numbers of students, academics, professionals and long term residents attracted to Cambridge's multi-faceted character result in a city vacancy rate that is reputed to be less than one percent.

Harvard Square and Central Square are the two major shopping areas in Cambridge. Harvard Square caters to a student and academic clientele with numerous bars, restaurants, movie theaters, book stores and trendy shops as well as one of the square's major landmarks, The Harvard Coop. Central Square establishments tend to offer basic household and clothing necessities. Many of these stores have low priced merchandise, but beware of corresponding low quality. Harvard and Central Squares are also the transportation nodes of Cambridge, providing access to the red line and numerous bus routes.

Western Cambridge tends to be more suburban in character with more single, two and three family homes and higher quality housing than the more densely populated, urban eastern portion of the city. As the quality of housing gradually increases as you move west, so too do the rents. Since Cambridge's neighborhoods differ considerably, those most generally occupied by MIT students will be discussed briefly: East Cambridge, the Central Square area, Cambridgeport and Mid-Cambridge.

East Cambridge is an extremely densely developed working class, ethnic neighborhood, located directly north of campus. The housing stock is predominantly older two to three family houses in generally poor condition. A high proportion of the area's rental units are unheated. Bus service is limited in East Cambridge with the Lechmere green line T stop the major mode of public transit. Most of East Cambridge is within a half an hour walk of MIT. East Cambridge offers easy bicycle access to MIT as well. The tight knit, ethnic character of the neighborhood makes it safer than many other areas in the eastern portion of the city. Rents and housing quality tend to be lower than much of the Cambridge market.

Many students live in the area north of Central Square. The predominant housing type in this area is closely packed one, two and three family houses on small lots. Many units are unheated. A major consideration in this neighborhood is safety. According to Cambridge Police Department statistics, 50% of the city's street crime occurs in the area surrounding Massachusetts Avenue. House break-ins are also fairly common. Public transportation is accessible in the area via the red line and numerous bus routes in Central Square. MIT is an easy walk or bike ride from most of the area. Housing quality in the area tends to be low. If you choose to live in the Central Square area, make sure to read carefully the security and safety portion of this guide and take the proper precautions.

The Cambridgeport neighborhood borders the Charles River and is locat-

ed below Massachusetts Avenue, west of MIT and east of Harvard Square. The predominant housing stock in the area is older, one to four family wood frame houses, the majority of which offer unheated rental units. Housing quality is variable with a number of buildings in relatively poor condition. The condition of the housing stock in the Cambridgeport area is, however, improving. Cambridgeport is a working class neighborhood with a high student population. Rents in the neighborhood generally tend to be low for the Cambridge market. The areas of Cambridgeport near Harvard Square, Central Square, Massachusetts Avenue and Western Avenue have access to public transit but the interior areas of the neighborhood are not well served. MIT is within a 30 minute walk of much of the eastern portion of the neighborhood and is generally easily accessible by bike. The southern half of Cambridgeport tends to be fairly safe but the area bordering Central Square is high in crime. If you are walking after dark, try to avoid Memorial Drive and the area near Central Square. Be sure to follow the security and safety suggestions discussed later in the guide.

Mid-Cambridge is the area above Massachusetts Avenue and bordering Somerville in the central portion of the city. Housing in the area is varied with both one to three family houses and apartment buildings common. The quality of the housing tends to be much higher than in the eastern portion of the city. Public transit is accessible via the red line in Harvard and Central Squares and bus service along Massachusetts Avenue. Areas farther from Massachusetts Avenue tend not to be well served by public

transit. The easiest route to MIT would be to take the #1 Dudley bus from Harvard Square or along Massachusetts Avenue. The eastern portion of the area could be within a 30 minute walk of MIT. MIT is easily accessible via bicycle from Mid-Cambridge. Mid-Cambridge tends to be fairly safe. Rents in the area are high.

The western portion of the city and North Cambridge tend to be more suburban with a large number of single family homes. Families and professionals are far more common than students and the rents tend to be very high.

Parking in Cambridge, especially in the more urban portions of the city, is a problem. The City of Cambridge has a residential parking sticker program in effect, prohibiting on street parking without a sticker. Off street parking is limited in much of Cambridge so make sure you check the parking situation before you sign your lease. If you are within easy access of MIT and public transit, it may be wise to leave your car at home since a car in Cambridge can be a major headache.

The table of average rents following the area profiles provides a good picture of rents in the more desirable areas of Cambridge (ie: middle and western Cambridge). It should be noted that East Cambridge and Cambridgeport offer lower rents than these averages. However, the quality of housing in these areas tends to be poorer and security and safety issues

are a concern. Cambridge rents are not separated out by neighborhood because newspaper advertisements list only "Cambridge" and do not specify the neighborhood.

Cambridge's proximity to MIT and variety of residential environments make it an attractive housing option for many students. However, you should expect to pay high rents in the middle to western portions of the city and be prepared for lower quality and less safety in the lower rent areas of eastern Cambridge. If you are interested in living in Cambridge, the Off-Campus Housing Offices has maps of the city available.

<u>City Hall</u>		<u>Post Offices</u>	
795 Massachusetts Avenue	498-9000	Central Square	876-0620
		770 Massachusetts Avenue	
<u>Fire Department</u>		East Cambridge	876-6484
491 Broadway	876-0125	303 Cambridge Street	
Emergency	911	Harvard Square	876-6483
		125 Mt. Auburn Street	
<u>Police Department</u>		Inman Square	223-2808
5 Western Avenue	498-9300	1311 Cambridge Street	
Emergency	911	Kendall Square	876-6180
		250 Main Street	
<u>Local Newspapers</u>		MIT	494-8999
<u>The Cambridge Chronicle</u>	868-7400	86 Massachusetts Avenue	
678 Massachusetts Avenue		Porter Square	876-6295
<u>The Cambridge Express</u>	876-3131	1953 Massachusetts Avenue	
620 Massachusetts Avenue			

SOMERVILLE

The City of Somerville is located three miles from Boston and right next door to Cambridge. Somerville comprises Cambridge's entire northeastern border. This predominantly working class community is bordered by

Arlington to the west, Medford to the north, Everett and Charlestown to the east and Cambridge to the south. Somerville is built on seven hills around seven squares and occupies an area of approximately four square miles. Despite its relatively small size, it is the most densely populated town in Middlesex County. This high population density makes Somerville an extremely urban suburb.

Western Somerville contains higher quality housing and is far more residential than the eastern portion of the city. Similarly, eastern Somerville is far more densely populated. Two to three family houses are the predominate type of housing stock with larger units (usually two bedrooms or more) most commonly available on the rental market. Much of Somerville's housing is owner occupied. While most of the housing is pre-1939, it is generally structurally sound. The condition and the quality of the housing stock is variable. Very well-kept units are available along with units in considerable disrepair. Keep in mind that you get what you pay for. Somerville's numerous squares offer a variety of shopping options.

For a suburb, Somerville is well served by public transit. With the exception of the western portion of the city, numerous bus routes are available. Sullivan Square, just over the Somerville border in Everett, offers access to the orange line while Lechmere, just over the southeastern border in Cambridge, offers access to the green line. In fall of 1984 the

Davis Square red line station (in Somerville) and the Porter Square red line station (just over the Cambridge border) are scheduled to open, providing access to the red line. Furthermore, Harvard Square is within a 30 minute walk of much of central Somerville. MIT is not walking distance from Somerville though it is an easy bicycle ride to campus from most of the area. One relatively easy way to MIT is to walk or take a bus to Harvard Square and then take the #1 Dudley bus to campus or the red line to Cambridge Center/MIT. Buses also run from Somerville directly to Central Square, leaving approximately a 15 minute walk down Massachusetts Avenue to MIT. The #85 Spring Hill bus provides direct access to Cambridge Center/MIT. If you live in Somerville, you should probably consider purchasing at least a T local bus pass.

Somerville is currently implementing a residential parking sticker program throughout the city. The program is targeted for completion by fall or winter of 1984. Though a residential parking sticker will be required for on street parking, the majority of housing units in Somerville offer ample off street parking. Just in case, make sure to check about the availability of parking if you rent in Somerville.

Somerville's urban character subjects it to many of the problems of city life. The western part of the city is generally safer than its densely populated eastern section. The Union Square area and the east Cambridge and Charlestown borders also tend to be less desirable in terms of safety.

Somerville's bordering towns of Arlington and Medford are "dry" (meaning they do not permit the service and/or sale of alcohol). Somerville, unfortunately, gets a number of these neighboring residents in to drink in Somerville's numerous bars. It would be advisable in looking for housing to avoid living near a bar. You can therefore avoid the public nuisances and street harassment caused by overly intoxicated individuals. Due to the working class, residential character of the community, Somerville's streets tend to be fairly deserted by the evening hours. You should therefore exercise caution when walking after dark. Somerville also has a high incidence of automobile and bicycle theft, with the victims often unaware students. Be careful to secure your vehicles. Break-ins occur as well. The Somerville Police Department conducts home security checks upon request, a measure you may want to consider. Somerville's crime problems are no greater than (in fact they may be less than) those of the neighboring cities of Boston and Cambridge, the key is common sense awareness and preventative measures. Be sure to read the security and safety portion of this guide for important information on these topics.

Somerville's most attractive feature is its low rents. Rents in Somerville are substantially lower than those elsewhere in the Boston/Cambridge area, providing one of the few bargains in the Boston metropolitan housing market. However, Somerville's relatively old housing stock and the predominance of two and three family structures result in an extremely high proportion of unheated units. Be sure to consider heating

costs as these older, larger structures tend to be far less energy efficient. Note that the Off-Campus Housing Office provides information on energy conservation measures.

Somerville can provide a pleasant residential environment as long as you are aware of its potential for the city problems of safety and security. If you are willing to travel a little farther to MIT, Somerville provides you with an attractive, affordable housing option. If you are interested in living in Somerville, the Off-Campus Housing Office has maps of the city available.

City Hall

93 Highland Avenue 625-6600

Fire Department

266 Broadway 623-1700
Emergency 623-1500

Police Department

68 Union Square 625-1600
Emergency 625-1212

Post Offices

Somerville 666-0745

237 Washington Street

West Somerville 223-2304

58 Day Street

Winter Hill 666-5775

320 Broadway

Local Newspapers

The Somerville Journal 628-6200

145 Elm Street

Circulation 625-6300

The Somerville News

1150A Broadway

666-4010

WATERTOWN

Watertown is an attractive residential suburb with an area of 4.4 square miles. It is located west of Cambridge, north of Allston/Brighton, northeast of Newton, west of Waltham and south of Belmont. Two family

houses are the most common housing type with two bedrooms the most common type of unit on the rental market. Watertown's housing is generally of high quality.

Watertown is not well served by public transit. A few buses travel to Harvard Square or Central Square but in general, a car would be required. MIT is, however, an easy bicycle ride from much of Watertown. Parking is not a problem in most areas of Watertown.

Like Arlington, Watertown is a safe residential community. Watertown's school system is highly regarded. Its safety, suburban residential character and good school system make Watertown attractive for families with children.

<u>Town Hall</u>		<u>Local Newspaper</u>	
149 Main Street	924-2078	<u>The Watertown Press</u>	924-2000
		55 Mt. Auburn Street	
<u>Fire Department</u>		<u>The Watertown Sun</u>	484-3100
99 Main Street	924-7300	19 Flett Road Belmont	
Emergency	911	<u>The Watertown Shopper</u>	893-5566
		85 River Street Waltham	
<u>Police Department</u>			
34 Cross Street	923-1212		
Emergency	923-1212		
		<u>Post Offices</u>	
East Watertown	924-7480	Watertown	924-0081
589 Mt. Auburn Street		126 Main Street	

II. Average Rents for Boston Area Communities

In order to give an indication of the average rents in Boston area communities, apartment listings from the classified section of The Boston Sunday Globe, September 25, 1983, and The Boston Globe, Saturday, August 20, 1983, were recorded and tabulated. The average rent, the rent range and the percentage of units listed as unheated were calculated for each area. These figures were then double checked with a realtor doing business in each area. Realtors indicated whether they felt the figures were approximately correct, too high or too low. The following table presents the average rents, the rent ranges and the percentage of units listed as unheated in each of the Boston area communities.

It should be recognized that these figures were derived exclusively from listings in the newspaper. Units listed in exclusive luxury listings, apartments rent without the use of ads or realtors and rooms for rent, for example, were not a part of this sample. However, since students, particularly those new to the area, have easiest access to units listed in newspapers and with realtors, these figures represent good approximations of the student rental market.

III. Comparisons of Boston Area Communities

Boston area communities have a wide variety of amenities to offer. In choosing where to live, you will have to weigh your priorities: safety vs. proximity to MIT, for example, or low rents vs. quality of housing. Be

AVERAGE RENTS FOR BOSTON AREA COMMUNITIES

<u>AREA</u>	<u>STUDIO</u>	<u>1BR</u>	<u>2BR</u>	<u>3BR</u>	<u>4BR</u>	
Arlington	381 350-425 0%	475+ 350-565 6%	561+ 425-750 22%+	620+ 500-775 20%+	*	(i) (ii) (iii)
-----BOSTON-----						
Allston	324 275-395 0%	388 260-600 7%	649 450-900 8%	*	*	
Brighton	345 280-450 3%	410- 275-695 10%	543+ 400-775 18%	636+ 475-850 35%	822 600-1,400 14%	
Back Bay	433 295-650 3%	611 350-1,475 0%	969 400-4,000 2%	1,371 600-4,000 0%	*	
Beacon Hill	385 265-550 0%	621 390-1,100 3%	771 525-1,200 3%	1,183 825-1,500 0%	*	
Fenway/ Kenmore	331 260-450 4%	441 295-750 2%	615 400-1,200 0%	*	*	
Brookline	369 279-525 0%	476 350-675 8%	672 495-1,100 10%	829 575-1,500 24%	1,058 650-1,400 17%	
Cambridge	379 250-550 29%	507 285-800 35%	735 184-1,275 26%	942 595-1,300 44%	1,045 700-1,300 50%	
Somerville	333 240-450 33%	385 295-475 32%	467+ 295-600 35%	531 350-1,000 45%	750+ 550-900 40%	
Watertown	*	*	646 450-1,200 17%+	683+ 550-750 50%	*	

* Less than five units listed

+ Area realtor suggests figure should be higher

- Area realtor suggests figure should be lower

(i) Average rent; (ii) Rent range; (iii) % of units listed as unheated

SOURCE: The Boston Sunday Globe classified section, September 25, 1983

The Boston Globe classified section, Saturday August 20, 1983

sure to consider transportation, parking and utility costs as these factors can considerably alter your total monthly housing bill. Keep in mind that, as a general rule, you only get what you pay for.

COMPARISONS OF BOSTON AREA COMMUNITIES

<u>AREA</u>	<u>ADVANTAGES</u>	<u>DISADVANTAGES</u>
ARLINGTON	Quality of Housing Safety Suburban Residential Environment	Distance from MIT Lack of Public Transit

BOSTON		
ALLSTON/ BRIGHTON	Access to Public Transit Low Rents Access to Shopping	Distance from MIT Quality of Housing Safety Residential Parking Sticker Program in Parts
BACK BAY	Proximity to MIT (Walking Distance) Access to Public Transit Quality of Housing Access to Amenities of Life in Boston	Extremely High Rents Residential Parking Sticker Program Lack of Parking High Rate of Condominium Conversion
BEACON HILL	Proximity to MIT (Walking Distance) Access to Public Transit Safety Access to Amenities of Life in Boston Old Boston Atmosphere	Very High Rents Residential Parking Sticker Program Lack of Parking Smaller Size Units
FENWAY/ KENMORE	Proximity to MIT (Walking Distance) Access to Public Transit Moderate Rents for City	Quality of Housing Safety Residential Parking Sticker Program in Parts

	Location Proximity to Cultural & Entertainment Facilities	Lack of Parking
BROOKLINE	Access to Public Transit Quality of Housing Safety Small-Town Residential Environment Good School System Good Public Services	Distance from MIT High Rents No Overnight Street Parking
EASTERN CAMBRIDGE	Proximity to MIT (Walking Distance) Access to Public Transit (in Most Places) Lower Rents	Quality of Housing Safety Residential Parking Sticker Program
MID & WESTERN CAMBRIDGE	Proximity to MIT Access to Public Transit (in Most Places) Residential Environment	High Rents Residential Parking Sticker Program
SOMERVILLE	Access to Public Transit (in Most Places) Low Rents Residential Environment	Distance from MIT Quality of Housing Safety Residential Parking Sticker Program
WATERTOWN	Quality of Housing Safety Suburban Residential Environment Good School System	Distance from MIT Lack of Public Transit

SECURITY, SAFETY & LEGAL RIGHTS

I. Security & Safety

MIT and the communities surrounding Cambridge are urban areas.

Assaults, break-ins, rapes and robberies are unfortunate aspects of urban life. Common sense precautions and above all, awareness can go a long way in securing the safety of your person and your home.

A. On Campus

MIT is an open campus in a very urban location. There are no protective boundaries which separate it from the city. Some common precautions can help you from being a target of crime.

Walking alone on the perimeter of campus after dark is not a safe practice. Memorial Drive, and Vassar and Albany streets are unsafe at night. Avoid unlit and isolated areas, such as Briggs Field or the parking garages. East Campus around Kendall Square is also an unsafe area after dark. DO NOT walk down Main Street from Kendall Square as a "short cut" to Central Square - this is where numerous robberies involving MIT people have occurred. Instead, walk through campus and up Massachusetts Avenue which is more heavily travelled and provides a much safer route to Central Square.

Campus Police provides an escort service after dark. If you are concerned about your safety and cannot walk with a friend or travel in a well lighted area or through a building to get where you are going, call the Escort Service at 253-2998. Be sure to use this service if you are travel-

ling alone to a parking facility, T stop, in an isolated area of campus or from one end of campus to the other after dark. This is a campus escort service and transportation is not provided out of this area. Campus Police will, however, provide escort service to all MIT parking lots, even those located off the Main Campus towards Central Square.

Campus Police will also drop by and check on students or employees who are working alone late at night. If you are working late in your office or lab and are uncomfortable being alone, you can call Campus Police at 253-2998 and ask them to have an officer drop by and check on you sometime before you plan to leave. As long as the patrol officer in your area is not tied up with an emergency, he/she will check on you.

Campus Police operates an extensive crime prevention program. They supply free informational materials concerning street safety, rape prevention, bicycle and automobile security and home security. The Crime Prevention Unit is open from 9:00 a.m. to 5:00 p.m. Monday through Friday. Trained officers are available to provide you with information and answer any questions you have concerning security and safety. Take time to drop by and pick up some literature, it may help prevent you from being a victim. Campus Police is located on the second floor of the Armory Building which is on Massachusetts Avenue next to the Student Center (W31-215). The Crime Prevention phone number is 253-2997.

B. The Central Square Area

According to Cambridge Police Department Crime statistics, approximately 50% of Cambridge's street robberies occur in the area surrounding Massachusetts Avenue between MIT and Central Square. The majority of these crimes occur Friday and Saturday nights between 9:00 p.m. and 1:00 a.m. Between these hours on Thursday is the next most common time for street robberies to occur. Please avoid walking alone in these areas after dark and be sure to follow the street safety suggestions discussed below.

C. Street Safety

Walking is a major part of living in Boston. Most students walk and/or take public transit as their primary means of transportation. It cannot be stressed enough that the Boston area is an urban environment and caution should be exercised at all times. When walking, especially after dark, keep in mind the following points:

1. BE ALERT. Know where you are going and be aware of anyone who might be following you.
2. WALK CONFIDENTLY, DIRECTLY AND AT A STEADY PACE.
3. Walk in well-lit, well-travelled areas and avoid short-cuts.
4. Do not walk alone unless absolutely unavoidable.
5. Walk near the curb. Avoid bushes, alleys, dark entranceways and parks.
6. If you think you are being followed, walk quickly to areas where there are lights and people. If a car appears to be following you, turn and walk in the opposite direction or walk on the other side of the street.
7. Carry as little cash as possible. If you have a purse, hold it tightly to your body. If you have a wallet, keep in a front pocket.
8. If you feel you are in danger, do not be afraid to scream and run.

Consider carrying a whistle or a noisemaker and use it if you feel you are in trouble. Campus Police have shrill alarms available for purchase.

9. Always have your keys ready when you get home so you can enter your building without delay.

The Cambridge Center for Women's Education conducts self-defense and personal safety workshops for Cambridge residents and those who work or attend school in the area. These workshops are open to both men and women. If you are interested in further information, contact the Center at 498-9014. Through a joint effort of area businesses, community groups, institutions and residents, the Fenway/Kenmore area has established a Street Safe program to help combat crime in the Fenway. If you live in the Fenway and are interested in further information, contact Street Safe at 262-0060.

D. Public Transit

Boston's public transit system is generally quite safe. However, the T's crowded buses and subways are often a haven for purse snatchers and pickpockets. You should also exercise care travelling late at night when there are few other riders. In using public transit, you should be aware of the following points:

1. If you have a purse, hold it tightly to your body. If you have a wallet, keep it in your front pocket.
2. Never keep anything of value in the outer pocket of a knapsack. Wallets and T passes are easily lifted out. Place valuables on the bottom of your knapsack, purse or bag.
3. Avoid sitting near the door. A thief can snatch a purse, briefcase or knapsack and escape out the door.
4. If it is late and few people are on the bus or train, try to sit

near the driver.

5. Never get into a subway car containing only one other person. Take the adjoining car or wait for the next train.

E. Home Security

Breaking and entering is also a common crime in the Boston/Cambridge area. Students are often negligent in securing their apartments and their valuables and therefore, are often victimized. A few basic precautionary measures can help:

1. If you are a woman, put only your initials, not your first name, on your mailbox.
2. Do not hide a key outside your house or apartment. Even an inexperienced thief knows where to look.
3. Keep all doors and windows locked when you are not in.
4. Get to know your neighbors, together you can improve security in your building and/or your neighborhood.
5. Do not let anyone you do not know into your building. Check the identity of all visitors when they ring in the lobby and when they knock on the door. Insist on credentials from repairmen, deliverymen and salespeople.
6. Notify your landlord or superintendant of outside and hallway lights that do not work, locks that do not work and lost keys.
7. Do not let strangers in to use your telephone. Offer to make the call for them or tell them to go somewhere else.
8. Check into installing dead bolt locks or police locks on all exterior doors. Consider taking greater security precautions with your windows. Upon request, area police departments will visit your home or apartment and conduct a home security check, advising you on how to best secure your home. Campus police also provides information on door and window locks and home security in general. If you do decide to install new locks, check with your landlord first since most leases prohibit a tenant from installing new locks without first obtaining permission.
9. Take advantage of "Operation Identification," an effort by police departments to convince people to mark their valuables in some distinctive, obvious manner. Campus Police (and area police departments) will lend you easy to use electric engraving tools which mark metal, plastic, glass and wooden objects. Engraving your valuables with your Social Security or Drivers License number is suggested. After marking

your valuables, make a list of the items marked and the identification number used. Window stickers which identify your home as participating in Operation I.D. are supplied by the police departments as well. Criminals do not like to handle easily identifiable items because such items greatly increase the chance of being detected and makes fencing these items considerably more difficult.

F. Smoke Detectors

Smoke, not flames, is responsible for most deaths and injuries. According to a Maryland/Washington D.C. area study, 100 of 114 fatalities could have been saved with smoke detectors. Smoke detectors cost between \$10.00 and \$20.00 and provide an inexpensive and reliable early warning system.

Local ordinances require smoke detectors in the following Boston area cities and towns:

Arlington	All Rental Units
Boston	All Rental Units
Brookline	All Rental Units
Cambridge	Buildings with Six or More Units
Somerville	No Law for Rentals
Watertown	Buildings with Five or More Units

Check to make sure your unit has a smoke detector and that it is in working order. If your city or town requires smoke detectors and your landlord refuses to install or repair them, contact the fire department to report the violation. If you live in Somerville or in a unit not covered by the smoke detector law, seriously consider installing a smoke detector on your own, it could save your life.

G. Insurance

Investing in some apartment or theft insurance is a good idea.

Student Personal Property Insurance can be purchased from:

National Student Services, Inc.
P.O. Box 2137
Stillwater, OK 74076
1-800-654-6814

Under their Student Personal Property Plan, students can get up to \$10,000 of coverage against theft or fire.

Massachusetts is also part of the Federal Crime Insurance Program. Up to \$10,000 of theft coverage is available provided you install approved locks on outside doors and windows. For information and eligibility requirements contact:

Federal Crime Insurance Program
P.O. Box 41033
Bethesda, MD 20814-0436
1-800-638-8780

II. The Housing Code Checklist

The Massachusetts State Sanitary Code describes the minimum health and safety standards for a dwelling unit. A summary of these requirements is listed in the following Housing Code Checklist. The Housing Code Checklist is a basic tool for tenants to exercise their rights.

THE HOUSING CODE CHECKLIST

Everything Your Landlord Must Do

KITCHEN

- * Sink - large enough to wash dishes; drains properly and does not leak.
- * Lights - one wall outlet and one electric light fixture.
- * Adequate ventilation.

BATHROOM

- * Toilet - free from leaks.
- * Sink or Wash Basin - free from leaks.
- * Bathtub or Shower - free from leaks.
- * Lights - one electric light fixture.
- * Adequate ventilation.
- * Walls - from floor to 4 feet, made of non-absorbant, easily cleaned material (like tile).

WATER

- * Enough hot and cold water for ordinary use even when others in the building are using it. The owner is responsible for hot water heating bills unless the tenant signs a written agreement stating otherwise.
- * Hot water heater is good working condition (must heat to at least 120 degrees F.)

HEAT

- * Adequate to keep every room at 68 degrees F. during the day and at 64 degrees F. during the night, between September 15 and June 15. The owner is responsible for heat and heating bills unless the tenant signs a written agreement stating otherwise.
- * Heating equipment in good working condition.
- * Space heaters, if there are any, must be properly vented to the outdoors.

ELECTRICITY AND WIRING

- * For each room - 2 separate outlets, or 1 outlet and light fixture (except kitchen and bathroom).
- * Electric light fixture in
 - laundry
 - hallway
 - closet
 - pantry
 - stairway
 - storage area
- * No temporary wiring.
- * No wiring under rugs, or passing through doorways.

VENTILATION

- * Adequate ventilation (window or mechanical) for every room.

SAFETY

- * 2 Exits

GARBAGE

* Enough garbage cans and covers (the landlord must provide them if three or more families live in the building).

RATS AND ROACHES

* No rats or roaches. The landlord must exterminate them when they are found in more than one apartment or when his improper maintenance has caused them to exist.

STRUCTURAL MAINTENANCE

Owner must maintain:

- * Foundations - water-tight, rodent-proof, in good repair.
- * Floor - free of holes, cracks, or bulges.
- * Walls
- * Ceilings
- * Roof
- * Doors and Windows - water-tight, no draughts.
- * Staircases - stable, with hand rail.
- * Porch - with railing, if over 3 feet off the ground.
- * No lead paint may be used inside the apartment or building. After Jan. 1, 1973, no lead paint inside or outside. Landlord must remove all peeling lead paint, and all non-peeling lead paint if there are children under 6 years of age.

GENERAL MAINTENANCE

Owner must keep dwelling:

- * Rat-proof
- * Water-tight
- * In Good Repair
- * Owner may not turn off water, heat, electricity, or gas, except during actual repairs.

DOOR LOCKS

In Buildings with 4 or More Apartments:

- * Lock on every outside door.
- * In common entryway, one self-closing, automatic-lock door with electric buzzer.

If you have any doubts about your apartment, you should first refer directly to the Housing Code, which is Article II of the State Sanitary Code. You can look over a copy of the code at the Off-Campus Housing Office or purchase a copy at the State House Bookstore (Room 116, the State

House, 727-2834). The cost is \$1.50 if picked up and \$2.15 if mailed. Ask for the Housing Code by its code number: 105-CMR-400-419.

Before signing a lease or rental agreement, you should make sure that everything on the Housing Code Checklist is in order. If repairs are necessary, you should be sure to get a written promise from the landlord that the repairs will be completed by a specified date.

If violations occur after you have moved in, it is your responsibility to notify the landlord to give him/her a chance to bring the unit into compliance. If the landlord does not take action, call the Board of Health and request an inspection. The Board of Health is required to conduct an inspection within five days of a request. Make sure you receive a written report of the violations from the inspector. The Board of Health should order that the violations be corrected and has the power to bring the landlord into court if they are not. As a tenant, you can request a hearing if the Health Department fails to take certain required actions. There are also legal actions you can take (ie: rent withholding) to get the violations corrected. Contact your local tenants group or legal aid about how to proceed.

To request an inspection call:

Arlington Board of Health	643-6700
Boston Housing Inspection Department	725-4785
Brookline Health Department	232-9020
Cambridge Building Department	498-9013

Somerville Board of Health
Watertown Board of Health

625-6600
924-6960

III. Legal Issues & Tenant Rights

A. Discrimination

Finding suitable housing in Boston's tight market is difficult. However, if you are a woman, a member of a minority group, have children or receive public assistance, this difficulty may be compounded by the added burden of housing discrimination. Discrimination can range from subtle to blatant: a realtor steering you away from renting in a particular neighborhood, for example, or a flat refusal to rent you an apartment. Housing discrimination is illegal if done on the basis of age, blindness, children, marital status, national origin, race, receipt of public assistance, religion or sex. It is, however, not illegal to discriminate against students because of their age.

If you believe you have been a victim of housing discrimination, you can contact the following organizations for assistance:

The Cambridge Fair Housing Office & Hotline 57 Inman Street Cambridge 02139	498-9035
---	----------

Education/Instruccion 227 Roxbury Street Roxbury 02119	427-1155
--	----------

Massachusetts Commission Against Discrimination	727-3990
---	----------

One Ashburton Place - Room 601
Boston 02108

Office of Fair Housing & Equal Opportunity
U.S. Department of Housing & Urban Development
Boston Regional Office
John F. Kennedy Federal Building - Room 612
Boston 02203

223-4347

B. Rent Control

Boston, Brookline and Cambridge all have rent control. Under rent control, the power of controlling rents is taken from the landlord. Rent increases and decreases are instead determined by a Rent Control Board based on factors other than profit. Once the rent is established for a unit it becomes the "maximum lawful rent" and can only be raised with the permission of the Rent Control Board. Once rent control is in effect, it is against the law for a landlord to demand, accept, receive or retain any more than the maximum lawful rent. Certain kinds of rental housing are exempt from rent control such as housing units built, or converted from non-housing use, on or after 1969 in Brookline and Cambridge and 1968 in Boston or units in owner occupied two and three family houses. If you would like to find out if your apartment is rent controlled or if you have any questions concerning rent control, call your city or town's Rent Control Board.

Boston Rent Control Board
147 Milk Street
Boston 02109

725-3930

Brookline Rent Control Board

232-1779

333 Washington Street
Brookline 02146

Cambridge Rent Control Board 498-9077
639 Massachusetts Avenue
Cambridge 02139

C. Tenant Organizations

If you are having problems with your landlord or have questions concerning your rights as a tenant, you should contact your local tenant organization. If there is not an organization listed in your area, contact the Massachusetts Tenants Organization.

Boston

Back Bay/Beacon Hill Tenants Union 262-8616
645 Boylston Street

Symphony Tenants Organizing Project - STOP (Fenway) 267-4637
58 Burbank Street

Cambridge

Cambridge Tenants Organization 661-9312
68 Union Square Somerville

Somerville

Somerville Tenants Union 666-2400
68 Union Square

Massachusetts Tenants Organization 367-6260
14 Beacon Street, 2nd Floor
Boston 02108

D. Legal Aid

There are a number of agencies in the Boston area that provide legal assistance to low-income people. Students can qualify for legal aid but are required to fill out an eligibility questionnaire in order to meet the qualifications. For further information, contact the following agencies:

Cambridge/Somerville Legal Services 24 Thorndike Street Cambridge 02141	492-5520
Greater Boston Legal Services 85 Devonshire Street, 5th Floor Boston 02109	367-2880
Harvard Legal Aid Bureau 1511 Massachusetts Avenue Cambridge 02138	495-4408

E. Lawyer Referrals

If you have a legal problem and need to consult a lawyer, the following organizations will provide referrals:

The Boston Bar Association Lawyer Referral Service 16 Beacon Street Boston 02108	742-0625
The National Lawyers Guild Referral Service 14 Beacon Street Boston 02108	227-7008

NECESSARY SERVICES

I. Utilities

As soon as you locate and rent your apartment, you should make arrangements for utility service. Waiting until you move in September 1 (when thousands of other students are also descending upon the Boston metropolitan area placing demands on Boston's utility companies) may leave you waiting some time for phone or electric service to begin. Contact utility companies immediately and arrange to have services begin on the date you plan to move in. Make it clear that you are a new tenant so that you will not be held responsible for the outstanding bills of the previous tenant. You may have to have your rental agent or landlord call the utility company to verify your new tenant status. Clarification of new tenant status is important to ensure that you will be held responsible for bills only after the date you move in. Such clarification at the start can save you numerous potential headaches (such as having your utility service shut off because the previous tenant had not paid his/her bill).

A. Telephone Service

New England Telephone Company provides local service to the Boston metropolitan area. New England Telephone offers several different phone service packages which vary in cost and service depending on your locality. Check with the phone company for the specific offerings and costs in your exchange. There is an automatic new service installation charge of \$32.75 if you already have a phone jack in place and \$62.00 if you do not. To begin service, the phone company may also require an additional small fee

posit.

You can rent phones from American Bell or buy them from American Bell, the Coop, Lechmere or a number of area stores. Check with New England Telephone for the nearest Phone Service Center store if you would like to rent.

To arrange for phone service, call the business office in your area between 9:00 a.m. and 5:00 p.m. Monday through Friday:

Allston/Brighton & Brookline	787-8130
Arlington & Somerville	641-1600
Back Bay, Beacon Hill & Fenway/Kenmore	956-8000
Cambridge & Watertown	497-7030

B. Electricity

To establish electric service call:

Boston Edison	262-4700
Serves Arlington, Boston, Brookline, Somerville & Watertown	
Cambridge Electric Light Company	1-800-642-7070
Serves Cambridge	

Many newer units are heated by electricity and have all electric appliances (stove, oven, dishwasher, etc.). In an all electric unit, the tenant often pays for heating costs, resulting in very high electric bills

in addition to the rent. If you are renting an all electric unit, make sure to budget for the high cost of electric service.

C. Gas

To establish gas service call:

Boston Gas 523-1010
Serves Arlington, Boston, Brookline, Watertown & part of Somerville

Commonwealth Gas 1-800-572-9300
Serves Cambridge & Somerville

D. Oil

The general policy in an oil heated unit is for the incoming tenant to pay the outgoing tenant for the amount of oil remaining in the tank. Be sure to find out the previous tenant's oil supplier. Another option you may want to consider is joining an oil buying cooperative. Two such organizations exist in the Boston area, affording members savings of \$.08-\$.20 per gallon over the prevailing retail price. For information contact:

The Boston Fuel Consortium
21 Buchanan Road
Roslindale 02131

323-1909

The Massachusetts Fair Share Oil Buying Co-Op
304 Boylston Street
Boston 02116

266-7505
Monday-Friday
1:00-5:00 p.m.

E. Energy Conservation

In Boston's cold climate heating costs tend to be very high. Depending on the size of your unit, the setting of your thermostat, the age of your building and the quality of your building's insulation, you can pay up to \$300 a month in utility costs. If you are renting an unheated unit, it would be wise to look into undertaking some basic energy conservation measures. The Off-Campus Housing Office has energy conservation information available.

II. Shopping

Accessibility to shopping is an important consideration in deciding on an apartment. The Boston metropolitan area has numerous small convenience stores such as Christy's Market, 'Lil Peach, 7-Eleven, Store 24 and White Hen Pantry as well as many small neighborhood markets. These places tend to be expensive but the convenience they offer often helps offset their higher prices. There are three major supermarket chains operating in the Boston/Cambridge area: Purity Supreme, Stop & Shop and Star Market. You may also wish to take advantage of area food co-ops and downtown Boston's fresh fruit and vegetable open-air market, Haymarket.

A. Supermarkets

It would be a good idea to know the location of the nearest supermarket before you sign a lease. The addresses, phone numbers and hours of operation area supermarket chain stores are listed below.

PURITY SUPREME

Brookline 525 Harvard Avenue	731-9370 M-F 7am-1am; Sat 7am-12am; Sun 12pm-10pm
Cambridge 610 Massachusetts Ave.	868-5166 (Central Square) M-Sat 7am-12am; Sun 12pm-8pm

STAR MARKET

Boston

Brighton 400 Western Avenue	783-4037 M-F 9am-10pm; Sat 8am-10pm; Sun 12pm-6pm
Fenway 33 Kilmarnock Street	247-8196 M-Sat 24 hrs; Sun 12pm-9pm
Prudential 800 Boylston Street	262-6208 (Back Bay) M-Sat 24 hrs; Sun 12pm-9pm

Cambridge

Mt. Auburn 699 Mt. Auburn Street	354-8268 M-Sat 8am-12am; Sun 12pm-6pm
Porter Square 49 White Street	492-5566 M-Sat 8am-12am; Sun 12pm-6pm

Somerville

Beacon Street 275 Beacon Street	354-9017 M-F 9am-11pm; Sat 8am-11pm; Sun 12pm-6pm
McGrath 14 McGrath Highway	625-4070 M-Sat 24 hrs; Sun 12pm-9pm
Winter Hill	623-9056

299 Broadway Street M-Sat 8am-11pm; Sun 12pm-6pm

STOP & SHOP

Arlington 646-8072
905 Massachusetts Ave. M-Sat 8am-10pm; Sun 12pm-6pm

Boston

Brighton 566-0982
15 Washington Street M-Sat 8am-10pm; Sun 12pm-6pm

Charles River Plaza 742-6086 (Beacon Hill)
181 Cambridge Street M-Sat 8am-12am; Sun 12pm-6pm

Church Park 267-9046 (Fenway)
15 Westland Avenue M-Sat 8am-11pm; Sun 12pm-6pm

Brookline 566-4559
155 Harvard Avenue M-Sat 8am-12am; Sun 12pm-6pm

Cambridge

Alewife 547-2134
200 Alewife Brook Pkwy M-Sat 8am-12am; Sun 12pm-6pm

Memorial Drive 547-9766
727 Memorial Drive M-Sat 8am-12am; Sun 12pm-6pm

Somerville 623-6717
180 Somerville Avenue M-Sat 8am-12am; Sun 12pm-6pm

Watertown 923-0527
550 Arsenal Street M-Sat 8am-10pm; Sun 12pm-6pm

B. Food Cooperatives

If you do not mind working a few hours a month, joining a food coo-

perative is a good way to save on your food expenses.

Arlington Food Co-Op	648-FOOD
7A Medford Street	M-F 11am-8pm; Sat 12pm-4pm
Arlington 02174	

There is a \$7.50 membership fee per year and all adult members are expected to work about two and a half hours a month. You can expect a 15-20% savings over retail prices. To get to the Arlington Food Co-Op you can take the #77 Arlington Heights bus from Harvard Square. The Co-Op is located in Arlington Center about a 15-20 minute bus ride from Harvard Square.

Boston Food Co-Op	787-1416
449 Cambridge Street	T-Th 12pm-9pm; F 9am-9pm;
Allston 02134	Sat 9am-5pm

There is a \$5.00 membership fee per year and all adult members are expected to work two hours a month. You can expect a 15% savings over retail prices. The Boston Food Co-Op is located near Union Square in Allston. The Co-Op is accessible via the Boston College green line, the #57 Watertown bus from Kenmore Square, the #64 Oak Square bus from Central Square or the #86 Sullivan/Union Square bus which travels through Harvard Square.

Cambridge Food Co-Op	661-1580
580 Massachusetts Avenue	M-F 10am-8pm; Sat 9am-5pm;
Cambridge 02139	Sun 12pm-5pm

There is a \$5.00 membership fee per year and all adult members are expected to work two and a half hours a month. You can expect a 12% savings over retail prices. The Cambridge Food Co-Op is located in Central Square a few doors down from Purity Supreme. It is accessible via the red line Central Square T stop and numerous buses. The Co-Op allows you to shop there once without a membership to try it out.

C. Haymarket

Haymarket is an open-air market in the Dock Square area of Boston next to the Haymarket T stop and directly north of Faneuil Hall. Friday and Saturday street vendors peddle produce from 6:00 a.m. to 6:00 p.m. though many stay open longer (until 8:00 or 9:00 p.m.) if they have not sold out. A few merchants operate all week (except Sunday) but Friday and Saturday offer the best selection and the best bargains as well as the greatest crowds. Haymarket's open-air stalls offer the greatest bargains in Boston with prices often one half what you would pay in area supermarkets. The produce, meat and cheeses can also be of higher quality than you would find in supermarkets. In general, the freshness of Haymarket's produce is unmatched elsewhere in the area.

Merchants will bag your produce for you which means you may not always get the quality produce that is on display. Watch carefully to see what you are being sold and check your produce before paying and walking away

since you can often exchange bad produce. Prices decrease near closing time but be careful shopping late since the merchandise is often poorer and has been out for up to twelve hours. Prices vary from vendor to vendor. The booths at the fringes tend to have higher prices so if you can handle the crowd, it would be best to check out the interior stalls as well. Al Capone's Cheese shop at 72 Blackstone Street is one stop that cannot be missed. It offers an outstanding variety of truly exceptional cheeses at low prices.

Come prepared with a knapsack and a sturdy shopping bag since you will need lots of room for your purchases - Haymarket's freshness and low prices are often irresistible. Be careful with your wallet as Haymarket's crowds make it very attractive to pickpockets. If you live in Beacon Hill, Haymarket is within easy walking distance. If not, it is accessible from both the Haymarket and Government Center green line T stops.

D. Furniture

The MIT Women's League runs a furniture exchange at 25 Windsor Street in Cambridge, 253-4293. The Exchange is open Tuesday and Thursday from 10:00 a.m. to 2:00 p.m. The Exchange buys and sells used furniture. If you look carefully, you can obtain some decent bargains. Bulletin boards and kiosks all over campus and classified ads in the Tech Talk are also sources of furniture. Look in your area for neighborhood antique/junk

stores. Often you can get suitable used furniture at a good price and carry it right home. Check the yellow pages under Furniture, Furniture - Rental and Furniture - Used for listings of stores. The Off-Campus Housing Office has information about rental furniture as well.

III. Newspapers

The Boston area is well served by newspapers, both daily and weekly. The Boston Globe is Boston's major newspaper but The Boston Herald American and The New York Times are available as well. Contact the newspapers if you are interested in home delivery.

DAILY

<u>The Boston Globe</u>	929-2000
135 Morrissey Boulevard	
Boston 02107	
Home Delivery	929-2222
<u>The Boston Herald American</u>	426-3000
1 Herald Square	
Boston 02106	
Home Delivery	426-9100
<u>The New York Times</u>	
Home Delivery	1-800-631-2500

WEEKLY

<u>The Boston Ledger</u>	451-1515
481 Harvard Street	
Brookline 02146	
<u>The Boston Phoenix</u>	536-5390
100 Massachusetts Avenue	
Boston 02215	

The Boston Tab
230 California Street
Newton 02158

969-0340

Boston also has a monthly magazine:

Boston Magazine
1050 Park Square Building
Boston 02116

357-4000

IMPORTANT CONSIDERATIONS

Before you decide to rent a particular apartment, you should consider the following points:

- Can you realistically afford the expenses involved in renting the apartment? Be sure to include heating, parking, transportation and utility costs in your rent estimate.
- Is parking provided on the premises or available on the street? Will there be an additional charge for off street parking?
- Is it accessible to public transportation?
- Is it accessible to MIT? Are you as close or as far away as you would like?
- Is it accessible to a supermarket?
- Are there laundry facilities in the building? If not, is there a laundromat nearby?
- Is there adequate storage space?
- Are the appliances (stove, oven, refrigerator, etc.) in good working order?
- Are the radiators and heaters in good condition?
- Is there excessive noise from traffic or neighbors?

- If the apartment needs painting will the landlord pay for it? Will he/she provide the labor and materials or materials alone?
- Are there any signs of bugs or rodents?
- Are pets permitted?
- Is there a resident superintendant? If not find out the name and phone number of the person immediately responsible for maintenance and emergencies. Note that owner occupied buildings or those with resident superintendants tend to provide more efficient and reliable repair and emergency services.
- Does the building and the apartment appear to be well-maintained and secure from break-ins?
- Are locked mailboxes provided?
- Does the doorbell and/or intercom system work?
- Does the neighborhood appear to be safe? Try to walk around after dark if you can.
- If possible, try to talk to the outgoing tenants about the apartment, their average utility costs, the building, the landlord and the neighborhood. They may be able to provide you with important first-hand information.

OTHER RESOURCES

I. The Non-Resident Student Association

The Non-Resident Student Association (NRSA) provides an on campus residence for students who live off-campus. Located at 311 Memorial Drive (between Ashdown and McCormick), NRSA provides the following services:

- sleeping facilities
- kitchens
- showers and bathroom

- lockers
- recreation facilities
- study rooms and library
- sports equipment and teams
- local phone and campus mail drop
- space for social activities and meetings

Graduate and undergraduate students pay a \$5.00 membership fee per term which permits free use of all facilities, day and night. Special visitors can pay a bed fee of \$3.00 per night. Length of stay is limited to 14 consecutive days, approximately the amount of time it would take to locate permanent housing in the area. NRSA can provide a valuable service for students off-campus by providing them with a place to stay on campus if it is too late to return home or weather prevents a trip home. NRSA can also be used as a place to stay while looking for an apartment. Drop by NRSA or call at 255-9166 for further information.

II. The Margaret Cheney Room

The Margaret Cheney Room in 3-310, 253-4880, is a suite of rooms set aside for the exclusive use of women students. Cheney Room facilities include a full kitchen, lockers, beds, showers and study areas. It serves as a meeting place for women's activities and women in general. The Cheney Room is an especially helpful resource for off-campus women as an overnight place to stay when it is too late to return home safely. The Cheney Room operates by a combination lock. Women students can obtain access to the combination by bringing their MIT I.D. to the Dean's Office in Room 5-104,

253-4861.

III. MIT Publications

MIT has a number of other publications that can provide additional information about MIT and the Boston/Cambridge area. Among the most helpful are:

- Getting Acquainted: A Book of Information About MIT and the Boston Area. Getting Acquainted is published by the Tech Wives' Group and is available in Room E23-376 (Medical Center Psychiatric Service, 253-1616) for \$3.50. Written primarily from the point of view of student wives, it is a valuable source of information on settling into life in the Boston area. It is especially helpful for international students and families with children.

- HoToGAMIT (How To Get Around MIT). HoToGAMIT is available from the Technology Community Association (TCA) Office in the Student Center (W20-450, 253-4885) and from some department headquarters. It is an outstanding source of all-around information about the Institute and the Boston area.

- The Orientation Issue of the graduate. Published by the Graduate Student Council (GSC), the Orientation Issue is available during Graduate Student Orientation in the fall. If you miss orientation, extra copies are available from the GSC Office in Room 50-222 (253-2195) on the second floor of Walker Memorial. This booklet is written specifically for graduate students and provides a good introduction to both MIT and the Boston/Cambridge area.

IV. International Students

The International Student Office in Room 5-112 (253-3795) has a booklet available that is particularly helpful to international students: "Hello Boston! A Guide to Metropolitan Boston for Visitors from Abroad."

"Hello Boston!" provides an excellent compilation of necessary information about the United States and the Boston area.

RESOURCE NUMBERSMIT

Main Switchboard 253-1000
 Campus Police 253-1212
 Career Planning Office 253-4733
 Dean for Student Affairs 253-4051
 Dean of the Graduate School 253-1957
 Graduate School Office 253-4860
 Graduate Student Council 253-2195
 Gynecology 253-1315
 Lost and Found 253-2996
 LSC Movie Information 255-9179
 Medical Dept. Information 255-4481
 MIT Pharmacy 253-1324
 Nightline 253-7840
 Non-Resident Student Assoc. 255-9166
 Off-Campus Housing Office 253-1493
 Psychiatric Services 253-2916
 24 Hour Medical 253-1311
 Tech Coop 491-4230

GENERAL

Boston Tourist Bureau
 Information Line 267-6446
 Citizen Information Service 727-7030
 Greater Boston Chamber of
 Commerce 426-1250
 Mass. Public Interest
 Research Group (MASSPIRG) 423-1796
 Time 637-1234
 Weather 936-1234

FIRE EMERGENCIES

Arlington 643-4000
 Boston 911
 Brookline 911
 Cambridge 911
 Somerville 623-1500
 Watertown 924-4200

POLICE EMERGENCIES

Arlington 643-1212
 Boston 911
 Brookline 911
 Cambridge 911
 Somerville 625-1212
 Watertown 923-1212

MEDICAL EMERGENCIES

Alcoholics Anonymous 426-9444
 Boston Area Rape
 Crisis Center 492-RAPE
 Drug Abuser Anonymous
 Hotline 569-8792
 Parental Stress
 Line 1-800-632-8188
 Poison Information
 Center 232-2120
 Suicide Samaritans 247-0220
 Venereal Disease
 Nat'l Hotline 1-800-227-8922

AMBULANCES

Arlington 643-1212/
 643-4000
 Boston 911
 Brookline 911
 Cambridge 911
 Somerville 625-1212/
 623-1500
 Watertown 924-4200

HOSPITALS

Arlington:
 Symmes 646-1500
 Boston:
 Boston City 424-5000
 Mass. General 726-2000
 Boston & Brookline:
 Beth Israel 735-2000
 Cambridge:
 Camb. City 498-1430
 Cambridge & Watertown:
 Mt. Auburn 492-3500
 Sancta Maria 868-2200
 Somerville:
 Central 625-8900
 Somerville 666-4000