

MIT Open Access Articles

Multifield dynamics of Higgs inflation

The MIT Faculty has made this article openly available. **Please share** how this access benefits you. Your story matters.

Citation: Greenwood, Ross N., David I. Kaiser, and Evangelos I. Sfakianakis. "Multifield Dynamics of Higgs Inflation." *Physical Review D* 87.6 (2013). © 2013 American Physical Society

As Published: <http://dx.doi.org/10.1103/PhysRevD.87.064021>

Publisher: American Physical Society

Persistent URL: <http://hdl.handle.net/1721.1/79596>

Version: Final published version: final published article, as it appeared in a journal, conference proceedings, or other formally published context

Terms of Use: Article is made available in accordance with the publisher's policy and may be subject to US copyright law. Please refer to the publisher's site for terms of use.



Multifield dynamics of Higgs inflationRoss N. Greenwood,^{*} David I. Kaiser,[†] and Evangelos I. Sfakianakis[‡]*Center for Theoretical Physics and Department of Physics, Massachusetts Institute of Technology,
Cambridge, Massachusetts 02139, USA*

(Received 25 January 2013; published 18 March 2013)

Higgs inflation is a simple and elegant model in which early-universe inflation is driven by the Higgs sector of the Standard Model. The Higgs sector can support early-universe inflation if it has a large nonminimal coupling to the Ricci spacetime curvature scalar. At energies relevant to such an inflationary epoch, the Goldstone modes of the Higgs sector remain in the spectrum in renormalizable gauges, and hence their effects should be included in the model's dynamics. We analyze the multifield dynamics of Higgs inflation and find that the multifield effects damp out rapidly after the onset of inflation, because of the gauge symmetry among the scalar fields in this model. Predictions from Higgs inflation for observable quantities, such as the spectral index of the power spectrum of primordial perturbations, therefore revert to their familiar single-field form, in excellent agreement with recent measurements. The methods we develop here may be applied to any multifield model with nonminimal couplings in which the \mathcal{N} fields obey an $SO(\mathcal{N})$ symmetry in field space.

DOI: [10.1103/PhysRevD.87.064021](https://doi.org/10.1103/PhysRevD.87.064021)

PACS numbers: 04.62.+v, 98.80.Cq

I. INTRODUCTION

The recent discovery at CERN of a scalar boson with Higgs-like properties [1] heightens the question of whether the Standard Model Higgs sector could have played interesting roles in the early universe, at energies well above the electroweak symmetry-breaking scale. In particular, the suggestive evidence for the Higgs boson raises the possibility to return to an original motivation for cosmological inflation, namely, to realize a phase of early-universe acceleration driven by a scalar field that is part of a well-motivated model from high-energy particle physics [2–4].

Higgs inflation [5] represents an elegant approach to building a workable inflationary model based on realistic ingredients from particle physics. In this model, a large nonminimal coupling of the Standard Model electroweak Higgs sector drives a phase of early-universe inflation. Such nonminimal couplings are generic: they arise as necessary renormalization counterterms for scalar fields in curved spacetime [6–9]. Moreover, renormalization-group analyses indicate that for models with matter akin to the Standard Model, the nonminimal coupling, ξ , should grow without bound with increasing energy scale [9]. Previous analyses of Higgs inflation have found that ξ typically grows by at least an order of magnitude between the electroweak symmetry-breaking scale and the inflationary scale [10–12].

The Standard Model Higgs sector includes four scalar degrees of freedom: the (real) Higgs scalar and three Goldstone modes. In renormalizable gauges, all four scalar fields remain in the spectrum at high energies [12–16].

Thus the dynamics of Higgs inflation should be studied as a multifield model with nonminimal couplings. An important feature of multifield models, which is absent in single-field models, is that the fields' trajectories can turn within field space as the system evolves. Such turns are a necessary (but not sufficient) condition for multifield models to depart from the empirical predictions of simple single-field models [17–23].

In this paper we analyze the background dynamics of Higgs inflation, in which all four scalar fields of the Standard Model electroweak Higgs sector have nonminimal couplings. We find that multifield dynamics damp out quickly after the onset of inflation, before perturbations on cosmologically relevant length scales first cross the Hubble radius. As regards observable quantities like the power spectrum of primordial perturbations, the model therefore behaves effectively as a single-field model. The multifield dynamics remain subdominant in Higgs inflation because of the particular symmetries of the Higgs sector. Closely related models, which lack those symmetries, can produce conspicuous departures from the single-field case [23].

We are principally interested here in the behavior of classical background fields and long-wavelength perturbations, which behave essentially classically. Therefore we bracket, for this analysis, the question of the unitarity of Higgs inflation. Conflicting conclusions have been advanced regarding whether the appropriate renormalization cutoff scale for this model should be M_{pl} , $M_{\text{pl}}/\sqrt{\xi}$, or M_{pl}/ξ , where $M_{\text{pl}} \equiv (8\pi G)^{-1/2}$ is the reduced Planck mass [12,14,15,24,25]. Even if Higgs inflation might conclusively be shown to violate unitarity, the techniques developed here for the analysis of multifield dynamics will be relevant for related models that incorporate multiple scalar fields with nonminimal couplings and symmetries (such as gauge symmetries) that enforce specific

^{*}rossng@mit.edu[†]dikaiser@mit.edu[‡]esfaki@mit.edu

relations among the couplings of the model. In particular, we expect that multifield effects in models with \mathcal{N} scalar fields, in which the scalar fields obey an $SO(\mathcal{N})$ symmetry, should damp out rapidly.

In Sec. II, we briefly introduce the multifield formalism and establish notation. We apply the formalism to Higgs inflation in Sec. III, and in Sec. IV we analyze the behavior of the turn rate, which quantifies the rate at which the background trajectory of the system deviates from a single-field case. We study how quickly the turn rate damps to zero, both analytically and numerically, confirming that for Higgs inflation the turn rate becomes negligible within a few e-folds after the start of inflation. In Sec. V we turn to implications for observable features of the primordial power spectrum, confirming that multifield Higgs inflation reproduces the empirical predictions of previous single-field studies. Concluding remarks follow in Sec. VI.

II. MULTIFIELD DYNAMICS

Following the approach established in Ref. [23], we consider models with \mathcal{N} scalar fields in $(3 + 1)$ spacetime dimensions. We use Greek letters to label spacetime indices, $\mu, \nu = 0, 1, 2, 3$; lowercase Latin letters to label spatial indices, $i, j = 1, 2, 3$; and uppercase Latin letters to label field-space indices, $I, J = 1, 2, \dots, \mathcal{N}$. We also work in terms of the reduced Planck mass, $M_{\text{pl}} \equiv (8\pi G)^{-1/2}$. In the Jordan frame, the action takes the form

$$S_{\text{Jordan}} = \int d^4x \sqrt{-\tilde{g}} \left[f(\phi^I) \tilde{R} - \frac{1}{2} \delta_{IJ} \tilde{g}^{\mu\nu} \partial_\mu \phi^I \partial_\nu \phi^J - \tilde{V}(\phi^I) \right]. \quad (1)$$

Here $f(\phi^I)$ is the nonminimal coupling function, and we use tildes for quantities in the Jordan frame. We perform a conformal transformation to the Einstein frame by rescaling the spacetime metric tensor,

$$g_{\mu\nu}(x) = \frac{2}{M_{\text{pl}}^2} f(\phi^I(x)) \tilde{g}_{\mu\nu}(x), \quad (2)$$

so that the action in the Einstein frame becomes [26]

$$S_{\text{Einstein}} = \int d^4x \sqrt{-g} \left[\frac{M_{\text{pl}}^2}{2} R - \frac{1}{2} \mathcal{G}_{IJ} g^{\mu\nu} \partial_\mu \phi^I \partial_\nu \phi^J - V(\phi^I) \right]. \quad (3)$$

The potential in the Einstein frame, V , is related to the Jordan-frame potential, \tilde{V} , as

$$V(\phi^I) = \frac{M_{\text{pl}}^4}{4f^2(\phi^I)} \tilde{V}(\phi^I), \quad (4)$$

and the coefficients of the noncanonical kinetic terms are [26,27]

$$\mathcal{G}_{IJ}(\phi^K) = \frac{M_{\text{pl}}^2}{2f(\phi^I)} \left[\delta_{IJ} + \frac{3}{f(\phi^I)} f_{,I} f_{,J} \right], \quad (5)$$

where $f_{,I} = \partial f / \partial \phi^I$. The nonminimal couplings induce a field-space manifold in the Einstein frame that is not conformal to flat; \mathcal{G}_{IJ} serves as a metric on the curved manifold [26]. Therefore we adopt the covariant approach of Ref. [23], which respects the curvature of the field-space manifold.

Varying Eq. (3) with respect to ϕ^I yields the equation of motion,

$$\square \phi^I + g^{\mu\nu} \Gamma^I_{JK} \partial_\mu \phi^J \partial_\nu \phi^K - \mathcal{G}^{IK} V_{,K} = 0, \quad (6)$$

where $\square \phi^I \equiv g^{\mu\nu} \phi^I_{;\mu;\nu}$ and $\Gamma^I_{JK}(\phi^L)$ is the Christoffel symbol for the field-space manifold, calculated in terms of \mathcal{G}_{IJ} . We expand each scalar field to first order around its classical background value,

$$\phi^I(x^\mu) = \varphi^I(t) + \delta \phi^I(x^\mu), \quad (7)$$

and also expand the scalar degrees of freedom of the spacetime metric to first order around a spatially flat Friedmann-Robertson-Walker metric [28–30]

$$ds^2 = -(1 + 2A)dt^2 + 2a(\partial_i B)dx^i dt + a^2[(1 - 2\psi)\delta_{ij} + 2\partial_i \partial_j E]dx^i dx^j, \quad (8)$$

where $a(t)$ is the scale factor. We further introduce a covariant derivative with respect to the field-space metric and a directional derivative along the background fields' trajectory, such that for any vector A^I in the field-space manifold we have

$$\mathcal{D}_J A^I = \partial_J A^I + \Gamma^I_{JK} A^K, \quad (9)$$

$$\mathcal{D}_I A^I \equiv \dot{\varphi}^J \mathcal{D}_J A^I = \dot{A}^I + \Gamma^I_{JK} A^J \dot{\varphi}^K,$$

where overdots denote derivatives with respect to cosmic time, t .

To background order, Eq. (6) becomes

$$\mathcal{D}_I \dot{\varphi}^I + 3H \dot{\varphi}^I + \mathcal{G}^{IK} V_{,K} = 0, \quad (10)$$

where all quantities involving $\mathcal{G}_{IJ}(\phi^K)$, $V(\phi^I)$, and their derivatives are evaluated at background order in the fields: $\mathcal{G}_{IJ} \rightarrow \mathcal{G}_{IJ}(\varphi^K)$ and $V \rightarrow V(\varphi^I)$. Following [17] we distinguish between adiabatic and entropic directions in field space by introducing a unit vector

$$\hat{\sigma}^I \equiv \frac{\dot{\varphi}^I}{\dot{\sigma}}, \quad (11)$$

where

$$\dot{\sigma} \equiv |\dot{\varphi}^I| = \sqrt{\mathcal{G}_{IJ} \dot{\varphi}^I \dot{\varphi}^J}. \quad (12)$$

The operator

$$\hat{s}^{IJ} \equiv \mathcal{G}^{IJ} - \hat{\sigma}^I \hat{\sigma}^J \quad (13)$$

projects onto the subspace orthogonal to $\hat{\sigma}^I$. Equation (10) then simplifies to

$$\ddot{\sigma} + 3H\dot{\sigma} + V_{,\sigma} = 0, \quad (14)$$

where

$$V_{,\sigma} \equiv \hat{\sigma}^I V_{,I}. \quad (15)$$

The background dynamics likewise take the simple form

$$H^2 = \frac{1}{3M_{\text{pl}}^2} \left[\frac{1}{2} \dot{\sigma}^2 + V \right], \quad \dot{H} = -\frac{1}{2M_{\text{pl}}^2} \dot{\sigma}^2, \quad (16)$$

where $H \equiv \dot{a}/a$ is the Hubble parameter.

We may also separate the perturbations into adiabatic and entropic directions. Working to first order in perturbations, we introduce the gauge-invariant Mukhanov-Sasaki variables [28–31]

$$Q^I \equiv \delta\phi^I + \frac{\dot{\phi}^I}{H} \psi \quad (17)$$

and the projections

$$Q_\sigma \equiv \hat{\sigma}_I Q^I, \quad \delta s^I \equiv \hat{s}^I J Q^J. \quad (18)$$

The gauge-invariant curvature perturbation may be defined as $\mathcal{R}_c \equiv \psi - [H/(\rho + p)]\delta q$, where the perturbed energy-momentum flux is given by $T^0_i = \partial_i \delta q$ [29,30]. We then find that \mathcal{R}_c is proportional to Q_σ [23]:

$$\mathcal{R}_c = \frac{H}{\dot{\sigma}} Q_\sigma. \quad (19)$$

Expanding Eq. (6) to first order and using the projections of Eq. (18), the perturbations Q_σ and δs^I obey [23]

$$\begin{aligned} \ddot{Q}_\sigma + 3H\dot{Q}_\sigma + \left[\frac{k^2}{a^2} + \mathcal{M}_{\sigma\sigma} - \omega^2 - \frac{1}{M_{\text{pl}}^2 a^3} \frac{d}{dt} \left(\frac{a^3 \dot{\sigma}^2}{H} \right) \right] Q_\sigma \\ = 2 \frac{d}{dt} (\omega_J \delta s^J) - 2 \left(\frac{V_{,\sigma}}{\dot{\sigma}} + \frac{\dot{H}}{H} \right) (\omega_J \delta s^J) \end{aligned} \quad (20)$$

and

$$\begin{aligned} \mathcal{D}_I^2 \delta s^I + [3H\delta^I_J + 2\hat{\sigma}^I \omega_J] \mathcal{D}_I \delta s^I \\ + \left[\frac{k^2}{a^2} \delta^I_J + \mathcal{M}^I_J - 2\hat{\sigma}^I \left(\mathcal{M}_{\sigma J} + \frac{\ddot{\sigma}}{\dot{\sigma}} \omega_J \right) \right] \delta s^J \\ = -2\omega^I \left[\dot{Q}_\sigma + \frac{\dot{H}}{H} Q_\sigma - \frac{\ddot{\sigma}}{\dot{\sigma}} Q_\sigma \right], \end{aligned} \quad (21)$$

where the mass-squared matrix is

$$\begin{aligned} \mathcal{M}^I_J &\equiv \mathcal{G}^{IK} (\mathcal{D}_J \mathcal{D}_K V) - \mathcal{R}^I_{LMJ} \dot{\phi}^L \dot{\phi}^M, \\ \mathcal{M}_{\sigma J} &\equiv \hat{\sigma}_I \mathcal{M}^I_J, \quad \mathcal{M}_{\sigma\sigma} \equiv \hat{\sigma}_I \hat{\sigma}^I \mathcal{M}^I_J. \end{aligned} \quad (22)$$

The turn rate [22,23] is given by

$$\omega^I \equiv \mathcal{D}_I \hat{\sigma}^I = -\frac{1}{\dot{\sigma}} V_{,K} \hat{s}^{JK}, \quad (23)$$

and $\omega \equiv |\omega^I|$. Equations (20) and (21) decouple if the turn rate vanishes, $\omega^I = 0$. In that case, Q_σ evolves just as in

the single-field case [22,23,28–30]. Given Eq. (19), that means that the power spectrum of primordial perturbations, $\mathcal{P}_{\mathcal{R}}$, would also evolve as in single-field models. Thus a necessary (but not sufficient) condition for multifield models of this form to deviate from the empirical predictions of simple single-field models is for the turn rate to be nonnegligible for some duration of the fields' evolution, $\omega^I \neq 0$.

III. APPLICATION TO HIGGS INFLATION

The matter contribution to Higgs inflation [5] consists of the Standard Model electroweak Higgs sector, which may be written as a doublet of complex scalar fields,

$$h = \begin{pmatrix} h^+ \\ h^0 \end{pmatrix}. \quad (24)$$

The complex fields h^+ and h^0 may be further decomposed into (real) scalar degrees of freedom,

$$h^+ = \frac{1}{\sqrt{2}} (\chi^1 + i\chi^2), \quad h^0 = \frac{1}{\sqrt{2}} (\phi + i\chi^3), \quad (25)$$

where ϕ is the Higgs scalar and χ^a (with $a = 1, 2, 3$) are the Goldstone modes. In the Jordan frame, the potential $\tilde{V}(\phi^I)$ depends only on the combination

$$h^\dagger h = \frac{1}{2} [\phi^2 + \chi^2], \quad (26)$$

where $\chi = (\chi^1, \chi^2, \chi^3)$ is a three-vector of the Goldstone fields. In particular, the symmetry-breaking potential may be written

$$\tilde{V}(\phi^I) = \frac{\lambda}{4} (\phi^2 + \chi^2 - v^2)^2, \quad (27)$$

in terms of the vacuum expectation value, v . For the Standard Model, $v = 246 \text{ GeV} \ll M_{\text{pl}}$. For Higgs inflation, the nonminimal coupling function is given by

$$f(\phi^I) = \frac{M_0^2}{2} + \xi h^\dagger h = \frac{1}{2} [M_0^2 + \xi (\phi^2 + \chi^2)], \quad (28)$$

where $M_0^2 \equiv M_{\text{pl}}^2 - \xi v^2$ and $\xi > 0$ is the dimensionless nonminimal coupling constant. In Higgs inflation, we take $\xi \sim \mathcal{O}(10^4)$ [5], and therefore we may safely set $M_0^2 = M_{\text{pl}}^2$. In the Einstein frame, the potential gets stretched by the nonminimal coupling function $f(\phi^I)$ according to Eq. (4). Given Eqs. (27) and (28), this yields

$$V(\phi^I) = \frac{\lambda M_{\text{pl}}^4 (\phi^2 + \chi^2 - v^2)^2}{4 [M_{\text{pl}}^2 + \xi (\phi^2 + \chi^2)]^2}. \quad (29)$$

The model is thus symmetric under rotations among ϕ and χ^a that preserve the magnitude $\sqrt{\phi^2 + \chi^2}$. When written in the ‘‘Cartesian’’ field-space basis of Eq. (25), in other words, the $SU(2)$ electroweak gauge symmetry manifests as an $SO(4)$ spherical symmetry in field space.

For any model with \mathcal{N} real-valued scalar fields that respects an $SO(\mathcal{N})$ symmetry, the background dynamics depend on just three initial conditions: the initial magnitude and initial velocity along the radial direction in field space, and the initial velocity perpendicular to the radial direction. Without loss of generality, therefore, we may analyze the background dynamics of Higgs inflation in terms of just two real-valued scalar fields, ϕ and χ , and we may set $\chi(0) = 0$, specifying only initial values for $\phi(0)$, $\dot{\phi}(0)$, and $\dot{\chi}(0)$. This reduction in the effective number of degrees of freedom stems entirely from the gauge symmetry of the Standard Model electroweak sector. The remaining dependence on $\dot{\chi}$, meanwhile, distinguishes the background dynamics from a genuinely single-field model, in which one neglects the Goldstone fields altogether. For the remainder of this paper, we exploit the gauge symmetry to consider only a single Goldstone mode, $\chi \rightarrow \chi$, reducing the problem to that of a two-field model. Then $f(\phi^I)$ and $V(\phi^I)$ depend on the background fields only in the combination

$$r \equiv \sqrt{\phi^2 + \chi^2}. \quad (30)$$

Previous analyses [5,27,32–34] which considered single-field versions of this model (neglecting the Goldstone modes) found successful inflation for field values $\xi\phi^2 \gg M_{\text{pl}}^2$. We confirm this below for the multifield case including the Goldstone modes. The reason is easy to see from Eq. (29). In the limit $\xi(\phi^2 + \chi^2) = \xi r^2 \gg M_{\text{pl}}^2$, the potential in the Einstein frame becomes very flat, approaching

$$V(\phi^I) \rightarrow \frac{\lambda M_{\text{pl}}^4}{4\xi^2} \left[1 + \mathcal{O}\left(\frac{M_{\text{pl}}^2}{\xi r^2}\right) \right]. \quad (31)$$

See Fig. 1.

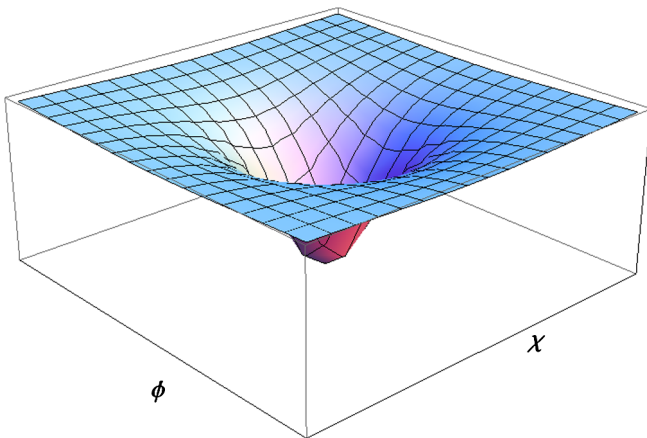


FIG. 1 (color online). The potential for Higgs inflation in the Einstein frame, $V(\phi, \chi)$. Note the flattening of the potential for large field values, which is quite distinct from the behavior of the Jordan-frame potential, $\tilde{V}(\phi, \chi)$ in Eq. (27).

Given $\xi \sim 10^4$, the initial energy density for this model lies well below the Planck scale, $\rho \simeq V \simeq \lambda M_{\text{pl}}^4 / \xi^2 \sim 10^{-9} M_{\text{pl}}^4$. In fact, as we will see, successful slow-roll inflation (producing at least 70 e-folds of inflation) occurs for initial values of the fields below the Planck scale, unlike in models of chaotic inflation with polynomial potentials that lack nonminimal couplings. Moreover, as emphasized in Ref. [5], the flattening of the potential in the Einstein frame at large field values makes Higgs inflation easily compatible with the latest observations of the spectral index, n_s . Ordinary chaotic inflation with a $\lambda\phi^4$ potential and minimal coupling, on the other hand, yields a spectral index outside the 95% confidence interval for the best-fit value of n_s [35,36]. Below we confirm this behavior for Higgs inflation even when the Goldstone degrees of freedom are included.

The field-space metric \mathcal{G}_{IJ} is determined by the non-minimal coupling function, $f(\phi^I)$, and its derivatives. Explicit expressions for the components of \mathcal{G}_{IJ} for a two-field model with arbitrary couplings, ξ_ϕ and ξ_χ , are given in the Appendix of Ref. [23]. In the case of Higgs inflation, the $SU(2)$ gauge symmetry enforces $\xi_\phi = \xi_\chi = \xi$. Given this symmetry, the convenient combination, $C(\phi^I)$, introduced in the Appendix of Ref. [23] becomes

$$C(\phi^I) = 2f + 6\xi^2(\phi^2 + \chi^2) = M_{\text{pl}}^2 + \xi(1 + 6\xi)r^2. \quad (32)$$

For $\xi_\phi = \xi_\chi = \xi$, the Ricci curvature scalar for the field-space manifold, as calculated in Ref. [23], takes the form

$$\mathcal{R} = \frac{4\xi}{C^2} [C + 3\xi M_{\text{pl}}^2]. \quad (33)$$

During inflation, when $\xi r^2 \gg M_{\text{pl}}^2$, this reduces to

$$\mathcal{R} \rightarrow \frac{2}{3\xi r^2} \ll M_{\text{pl}}^{-2}, \quad (34)$$

indicating that the field-space manifold has a spherical symmetry with radius of curvature $r_c \sim \sqrt{\xi}r$. As shown in Ref. [23], the curvature of the field-space manifold remains negligible in such models until the fields satisfy $\xi r^2 \ll M_{\text{pl}}^2$, near the end of inflation.

From Eq. (10), and using the expressions for \mathcal{G}^{IJ} and Γ^I_{JK} in the Appendix of Ref. [23], the equation of motion for the background field $\phi(t)$ takes the form

$$\begin{aligned} \ddot{\phi} + 3H\dot{\phi} + \frac{\xi(1+6\xi)}{C} \phi(\phi^2 + \chi^2) \\ - \frac{\dot{f}}{f} \dot{\phi} + \lambda M_{\text{pl}}^4 \frac{\phi(\phi^2 + \chi^2)}{2fC} = 0. \end{aligned} \quad (35)$$

The equation for χ follows upon replacing $\phi \leftrightarrow \chi$. Using Eq. (12), the square of the fields' velocity vector becomes

$$\sigma^2 = \left(\frac{M_{\text{pl}}^2}{2f}\right) \left[(\dot{\phi}^2 + \dot{\chi}^2) + \frac{3\dot{f}^2}{f} \right], \quad (36)$$

and the gradient of the potential in the direction $\hat{\sigma}^I$ becomes

$$\hat{\sigma}^I V_{,I} = V_{,\sigma} = \frac{\lambda M_{\text{pl}}^6 (\phi^2 + \chi^2) \dot{f}}{\xi (2f)^3 \dot{\sigma}}. \quad (37)$$

We may verify that multifield Higgs inflation exhibits slow-roll behavior for typical choices of couplings and initial conditions. First consider the single-field case, in which we set $\chi = \dot{\chi} = 0$. Near the start of inflation (with $\xi \phi^2 \gg M_{\text{pl}}^2$), the terms in Eq. (35) that stem from the field's noncanonical kinetic term take the form

$$\frac{\xi(1+6\xi)}{C} \phi \dot{\phi}^2 - \frac{\dot{f}}{f} \dot{\phi} \rightarrow -\frac{\dot{\phi}^2}{\phi}. \quad (38)$$

The usual slow-roll requirement for single-field models, $|\dot{\phi}| \ll |H\phi|$, ensures that the terms in Eq. (38) remain much less than the $3H\dot{\phi}$ term in Eq. (35). Neglecting $\ddot{\phi}$, the single-field, slow-roll limit of Eq. (35) becomes

$$3H\dot{\phi} \simeq -\frac{\lambda M_{\text{pl}}^4}{6\xi^3 \phi}, \quad (39)$$

or, upon using $H^2 \simeq V/(3M_{\text{pl}}^2)$,

$$\dot{\phi} \simeq -\frac{\sqrt{\lambda} M_{\text{pl}}^3}{3\sqrt{3}\xi^2 \phi}. \quad (40)$$

Setting $\xi = 10^4$ and fixing the initial field velocity by Eq. (40) requires $\phi(0) \geq 0.1 M_{\text{pl}}$ to yield $N \geq 70$ e-folds of inflation in the single-field case.

A much broader range of initial conditions yields $N \geq 70$ e-folds in the two-field case. From Eq. (16) we see that inflation (with $\ddot{a} > 0$) requires $\dot{\sigma}^2 \ll V$. Given the $SO(\mathcal{N})$ symmetry of the model, we may set $\chi(0) = 0$ without loss of generality, and parametrize the fields' initial velocities as

$$\dot{\phi}(0) = \frac{\sqrt{\lambda} M_{\text{pl}}^3}{3\sqrt{3}\xi^2 \phi(0)} x, \quad \dot{\chi}(0) = \frac{\sqrt{\lambda} M_{\text{pl}}^3}{3\sqrt{3}\xi^2 \phi(0)} y \quad (41)$$

in terms of dimensionless constants x and y . (The single-field case corresponds to $x = -1, y = 0$.) Near the start of inflation, when $\xi r^2 = \xi \phi^2 \gg M_{\text{pl}}^2$, Eq. (36) becomes

$$\dot{\sigma}^2|_{\chi(0)=0} \rightarrow \left(\frac{\lambda M_{\text{pl}}^4}{4\xi^2} \right) \left(\frac{M_{\text{pl}}^2}{\xi \phi^2(0)} \right)^2 \frac{4}{27\xi} [(1+6\xi)x^2 + y^2]. \quad (42)$$

The first term in parentheses is just the value of the potential, V , near the start of inflation, as given in Eq. (31). The second term in parentheses is small near the beginning of inflation, given $\xi r^2 \gg M_{\text{pl}}^2$. Hence the initial values for $\dot{\phi}$ and $\dot{\chi}$, parametrized by the coefficients x and y , may be substantially larger than in the single-field case while still keeping $\dot{\sigma}^2 \ll V$.

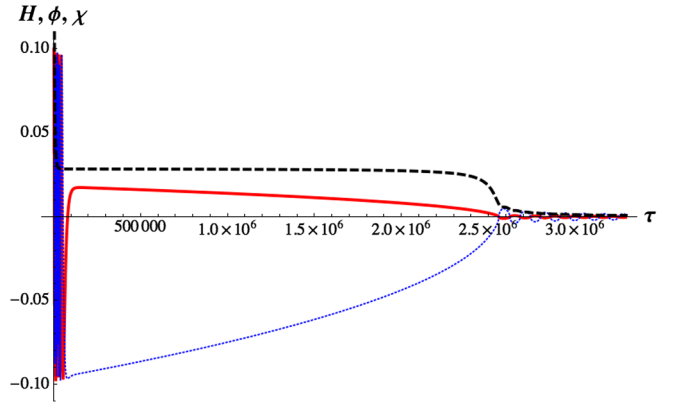


FIG. 2 (color online). The evolution of $H(t)$ (black dashed line) and the fields $\phi(t)$ (red solid line) and $\chi(t)$ (blue dotted line). The fields are measured in units of M_{pl} and we use the dimensionless time variable $\tau = \sqrt{\lambda} M_{\text{pl}} t$. We have plotted $10^3 H$ so that its scale is commensurate with the magnitude of the fields. The Hubble parameter begins large, $H(0) = 8.1 \times 10^{-4}$, but quickly falls by a factor of 30 as it settles to its slow-roll value of $H = 2.8 \times 10^{-5}$. Inflation proceeds for $\Delta\tau = 2.5 \times 10^6$ to yield $N = 70.7$ e-folds of inflation. The solutions shown here correspond to $\xi = 10^4$, $\phi(0) = 0.1$, $\chi(0) = 0$, $\dot{\phi}(0) = -2 \times 10^{-6}$, and $\dot{\chi}(0) = 2 \times 10^{-2}$. For the same value of $\phi(0)$, Eq. (40) corresponds to $\dot{\phi}(0) = -2 \times 10^{-8}$ for the single-field case.

Figure 2 shows $H(t)$, $\phi(t)$, and $\chi(t)$ for a scenario in which $\dot{\phi}(0)$ and $\dot{\chi}(0)$ greatly exceed the single-field relation of Eq. (40): $|x| = 10^2$ and $|y| = 10^6$. As is evident in the figure, the large initial velocities cause the fields to oscillate rapidly. The extra kinetic energy makes the initial value of $H(t)$ larger than in the corresponding single-field case. The increase in H , in turn, causes the fields' velocities to damp out even more quickly, due to the $3H\dot{\phi}$ and $3H\dot{\chi}$ Hubble-drag terms in each field's equation of motion. Thus the system rapidly settles into a slow-roll regime that continues for 70 e-folds. As shown in Fig. 3, we may achieve $N \geq 70$ e-folds with even smaller initial field values by making the initial field velocities correspondingly larger.

IV. TURN RATE

The components of the turn rate, ω^I in Eq. (23), take the form

$$\omega^\phi = -\frac{\lambda M_{\text{pl}}^4}{\dot{\sigma}} \frac{r^2}{2f} \left[\frac{\phi}{C} - \frac{M_{\text{pl}}^2}{4f^2} \frac{\dot{\phi}}{\dot{\sigma}^2} (\phi \dot{\phi} + \chi \dot{\chi}) \right]. \quad (43)$$

The other component, ω^χ , follows upon replacing $\phi \leftrightarrow \chi$. The length of the turn-rate vector is given by

$$\omega = |\omega^I| = \sqrt{G_{IJ} \omega^I \omega^J} = \frac{1}{\dot{\sigma}} \sqrt{\hat{s}^{KM} V_{,K} V_{,M}}, \quad (44)$$

where the final expression follows upon using the definition of ω^I in Eq. (23) and the identity $\hat{s}^{KM} = \hat{s}^K_A \hat{s}^{MA}$, which follows from Eq. (13). We find

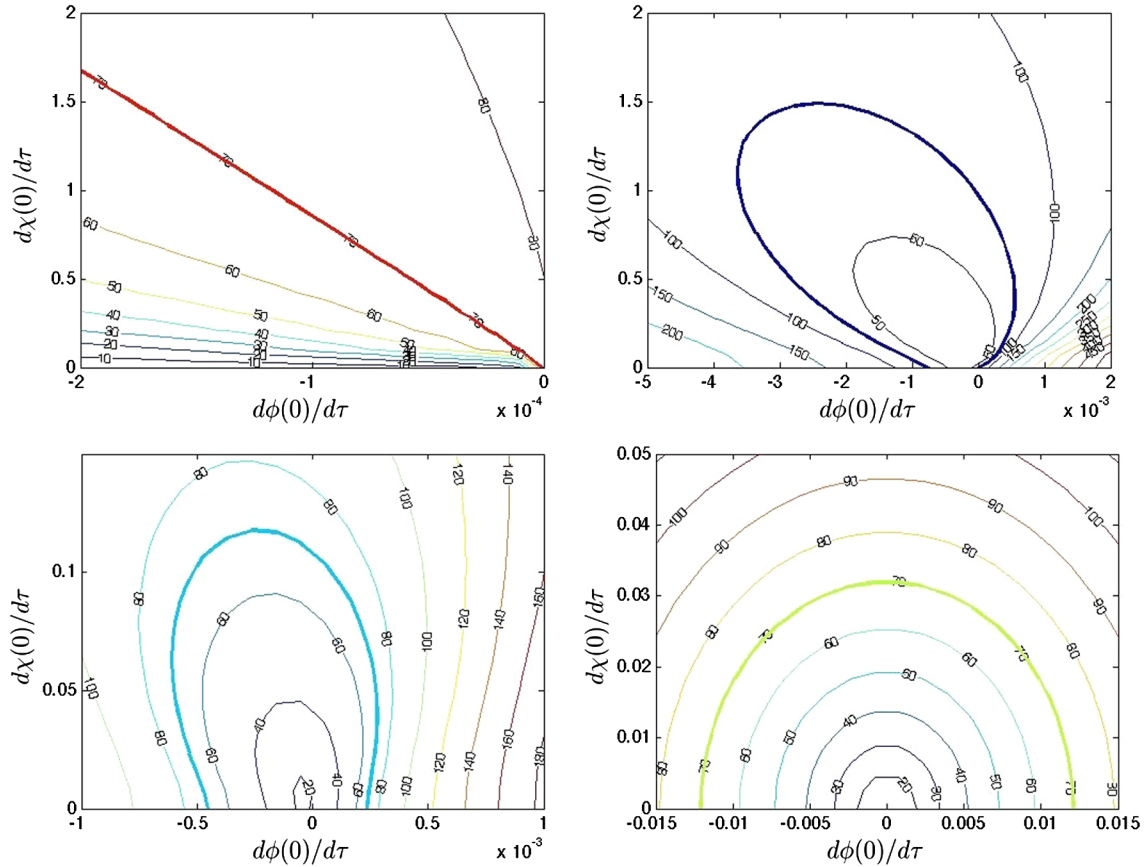


FIG. 3 (color online). Contour plots showing the number of e-folds of inflation as one varies the fields' initial conditions, keeping $\xi = 10^4$ fixed. In each panel, the vertical axis is $\dot{\chi}(0)$ and the horizontal axis is $\dot{\phi}(0)$. The panels correspond to $\phi(0) = 10^{-1}M_{\text{pl}}$ (top left), $10^{-2}M_{\text{pl}}$ (top right), $5 \times 10^{-3}M_{\text{pl}}$ (bottom left), and $10^{-4}M_{\text{pl}}$ (bottom right), and we again use dimensionless time $\tau = \sqrt{\lambda}M_{\text{pl}}t$. In each panel, the line for $N = 70$ e-folds is shown in bold. Note how large these initial velocities are compared to the single-field expectation of Eq. (40).

$$\dot{\sigma}^2 \omega^2 = \hat{s}^{KM} V_{,K} V_{,M} = \frac{\lambda^2 M_{\text{pl}}^{10}}{(2f)^5 C} r^6 [C - \xi^2 r^2] - (V_{,\sigma})^2. \quad (45)$$

The evolution of the turn rate for typical initial conditions is shown in Fig. 4.

In order to analyze the evolution of the background fields, it is easier to move from Cartesian to polar coordinates, in which the angular velocity and turn rate have more intuitive behavior. In addition to the radius, $r^2 = \phi^2 + \chi^2$, we also define the angle

$$\gamma \equiv \arctan\left(\frac{\chi}{\phi}\right). \quad (46)$$

Single-field trajectories correspond to constant $\gamma(t)$. In the polar coordinate system, the background dynamics of Eq. (16) may be written

$$\begin{aligned} H^2 &= \frac{1}{12f} \left[\dot{r}^2 + r^2 \dot{\gamma}^2 + \frac{3\xi^2}{f} r^2 \dot{r}^2 + \frac{\lambda M_{\text{pl}}^2}{2} \frac{r^4}{(M_{\text{pl}}^2 + \xi r^2)} \right], \\ \dot{H} &= -\frac{1}{4f} \left[\dot{r}^2 + r^2 \dot{\gamma}^2 + \frac{3\xi^2}{f} r^2 \dot{r}^2 \right]. \end{aligned} \quad (47)$$

The equations of motion become

$$\begin{aligned} \ddot{r} + 3H\dot{r} - r\dot{\gamma}^2 + \frac{\xi(1+6\xi)}{C} r(\dot{r}^2 + r^2\dot{\gamma}^2) \\ - \frac{\xi}{f} \dot{r}^2 r + \lambda M_{\text{pl}}^4 \frac{r^3}{2fC} = 0 \end{aligned} \quad (48)$$

and

$$\dot{\gamma} + \left(3H + 2\frac{\dot{r}}{r} \frac{M_{\text{pl}}^2}{(M_{\text{pl}}^2 + \xi r^2)} \right) \dot{\gamma} = 0. \quad (49)$$

In this new basis the turn rate may be written compactly as

$$\omega^2 = \frac{\lambda^2 M_{\text{pl}}^8}{2fC} \left(\frac{r^4 \dot{\gamma}}{r^2 \dot{\gamma}^2 (M_{\text{pl}}^2 + \xi r^2) + \dot{r}^2 C} \right)^2. \quad (50)$$

This expression vanishes in both the limits $|\dot{\gamma}| \rightarrow 0$ and $|\dot{\gamma}| \rightarrow \infty$: if the angular velocity is either too large or too small, the fields' evolution reverts to effectively single-field behavior (either purely radial motion or purely angular motion). Of the two limits, however, only pure-radial

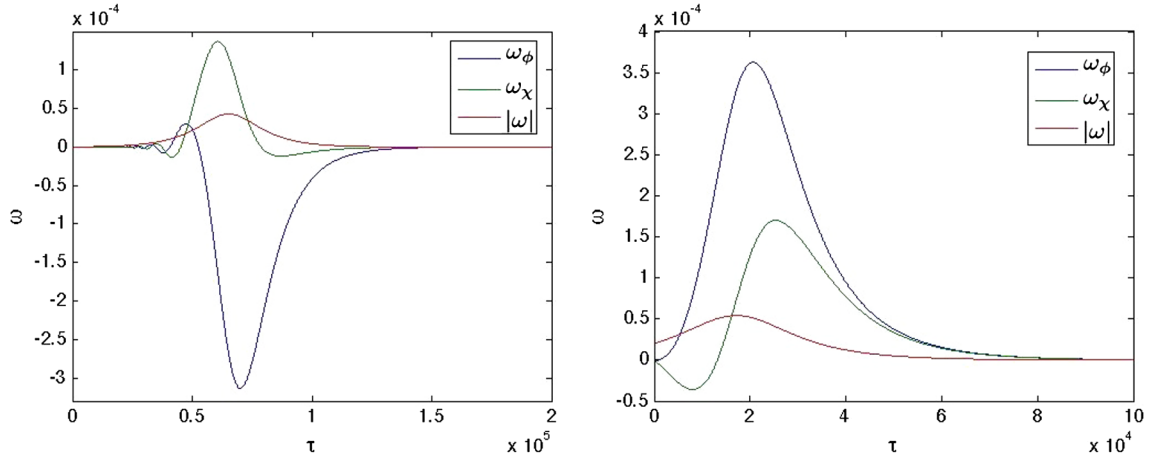


FIG. 4 (color online). Evolution of the turn rate. The left picture shows the evolution with initial conditions as in Fig. 2. The right figure has initial conditions $\phi(0) = 0.1$, $\chi(0) = \phi(0) = 0$, and $\dot{\chi}(0) = 2 \times 10^{-5}$ in units of M_{pl} and $\tau = \sqrt{\lambda} M_{\text{pl}} t$. In both cases we set $\xi = 10^4$. Recall from Fig. 2 that inflation lasts until $\tau_{\text{end}} \sim \mathcal{O}(10^6)$ for these initial conditions; hence we find that ω damps out within a few e-folds after the start of inflation.

motion is stable. It is ultimately the evolution of $\gamma(t)$ that will determine the fate of the turn rate.

It is obvious from Eq. (49) that the line $\dot{\gamma} = 0$ is the fixed point of the angular motion. The character of the fixed point is defined by the sign of the $\dot{\gamma}$ term, which is less trivial. It can be negative close to $r = 0$ due to the high curvature of the field manifold and the small value of the Hubble parameter, but in the slow-roll regime of the radial field, with $\xi r^2 \gg M_{\text{pl}}^2$, the sign of $\dot{\gamma}$ is safely positive. That means that we can treat the angular motion as damped throughout inflation.

For large nonminimal coupling and/or slow rolling of the radial field the last term in Eq. (49) may be neglected, which yields

$$\ddot{\gamma} + 3H\dot{\gamma} = 0. \quad (51)$$

The only complicated object in Eq. (51) is the Hubble parameter, which may be simplified in the limit of a slow rolling radial field and large nonminimal coupling upon making use of Eq. (47):

$$H \simeq \frac{1}{\sqrt{6\xi}} \sqrt{\dot{\gamma}^2 + \frac{\lambda M_{\text{pl}}^2}{2\xi}}. \quad (52)$$

Then Eq. (51) becomes

$$\ddot{\gamma} + \frac{3}{\sqrt{6\xi}} \sqrt{\dot{\gamma}^2 + \frac{\lambda M_{\text{pl}}^2}{2\xi}} \dot{\gamma} \simeq 0. \quad (53)$$

Although Eq. (53) can be solved exactly (see the Appendix), it is instructive to examine the two limits of large and small $\dot{\gamma}$, which provide most of the relevant information.

For small angular velocity, $\dot{\gamma} \ll \sqrt{\lambda M_{\text{pl}}^2/2\xi}$, we recover the linear limit

$$\ddot{\gamma} + \frac{3}{\xi} \sqrt{\frac{\lambda M_{\text{pl}}^2}{12}} \dot{\gamma} \simeq 0 \quad (54)$$

with the solution

$$\dot{\gamma} = \dot{\gamma}_0 \exp\left[-\frac{\sqrt{3\lambda}}{2\xi} M_{\text{pl}} t\right] \propto e^{-3N}, \quad (55)$$

where $N = Ht$. It is very easy to measure time in e-folds in this limit, since the Hubble parameter is nearly constant. Equation (55) illustrates that any small, initial angular velocity will be suppressed within a couple of e-folds, or equivalently within a time of the order of $\xi/(\sqrt{\lambda} M_{\text{pl}})$.

In the opposite limit, $\dot{\gamma} \gg \sqrt{\lambda M_{\text{pl}}^2/2\xi}$, which we call the nonlinear regime, Eq. (53) becomes

$$\ddot{\gamma} + 3 \frac{1}{\sqrt{6\xi}} \dot{\gamma}^2 \simeq 0 \quad (56)$$

with the solution

$$\dot{\gamma} = \left[\frac{1}{\dot{\gamma}_0} + \frac{3t}{\sqrt{6\xi}} \right]^{-1}. \quad (57)$$

Given Eqs. (55) and (57), we may follow the evolution of any initial angular velocity. If $\dot{\gamma}$ begins large enough it will start in the nonlinear regime, where it will stay until it becomes of order $\sqrt{\lambda M_{\text{pl}}^2/2\xi}$. We parametrize the cross-over regime as

$$\dot{\gamma} = \sqrt{\lambda} M_{\text{pl}} \frac{z}{\sqrt{2\xi}}, \quad (58)$$

where z is some constant of order one. The cross-over time may then be estimated by inverting Eq. (57) to find

$$t_{\text{nl}} = \frac{\sqrt{6\xi}}{3} \left[\sqrt{\frac{2\xi}{\lambda} \frac{1}{M_{\text{pl}} z}} - \frac{1}{\dot{\gamma}_0} \right]. \quad (59)$$

There exists an upper limit on the time it takes for the angular velocity to decay, namely,

$$\sqrt{\lambda} M_{\text{pl}} t_{\text{nl,max}} = \frac{2}{\sqrt{3}} \frac{\xi}{z}. \quad (60)$$

We have verified all of these analytic predictions using numerical calculations of the exact equations for the coupled two-field system in an expanding universe. In Fig. 5 we plot the number of e-folds from the beginning of inflation at which the turn rate reaches its maximum value, as we vary the fields' initial velocities. Note that for any combination of initial conditions that yields at least $N_{\text{tot}} = 70$ e-folds, ω reaches its maximum value between $N(\omega_{\text{max}}) = 3.5$ and 5 e-folds from the start of the fields' evolution (for the range of initial conditions considered there). In Fig. 6 we plot ω as a function of time as we vary the initial angular velocity, $\dot{\gamma}(0)$. The curves in red correspond to initial conditions in the linear regime, while the curves in blue start in the nonlinear regime. Note that the

curves starting in the nonlinear regime have the same amplitude. The existence of a maximum time, $t_{\text{nl,max}}$, is evident from the bunching of the blue curves. We find $\sqrt{\lambda} M_{\text{pl}} t_{\text{nl,max}} = \tau_{\text{nl,max}} \sim \text{few} \times \xi \sim 10^4$, as expected from Eq. (60). In these units and for the initial conditions used in Fig. 6, inflation lasts until $\tau_{\text{end}} \sim \mathcal{O}(10^6)$, so $\tau_{\text{nl,max}}$ occurs very early after the onset of inflation.

Equation (55) shows that the linear region lasts at most a few e-folds, so the duration of the nonlinear region is what will ultimately determine whether or not multifield effects will persist until observationally relevant length scales first cross the Hubble radius. In the nonlinear regime, Eq. (52) yields $H \simeq \dot{\gamma}/\sqrt{6\xi}$ with $\dot{\gamma}$ given by Eq. (57). The number of e-folds for which the nonlinear regime persists is given by

$$N_{\text{nl}} = \int_0^{t_{\text{nl}}} H dt \simeq \frac{1}{\sqrt{6\xi}} \int_0^{t_{\text{nl}}} \dot{\gamma} dt = \frac{1}{3} \ln \left(\sqrt{\frac{2\xi}{\lambda} \frac{\dot{\gamma}_0}{M_{\text{pl}} z}} \right). \quad (61)$$

We examine Eq. (61) numerically by fixing $\xi = 10^4$ and $\phi(0) = 0.1 M_{\text{pl}}$ and choosing pairs of initial velocities, $\dot{\phi}(0)$ and $\dot{\chi}(0)$, which yield 70 e-folds (see Fig. 7, left),

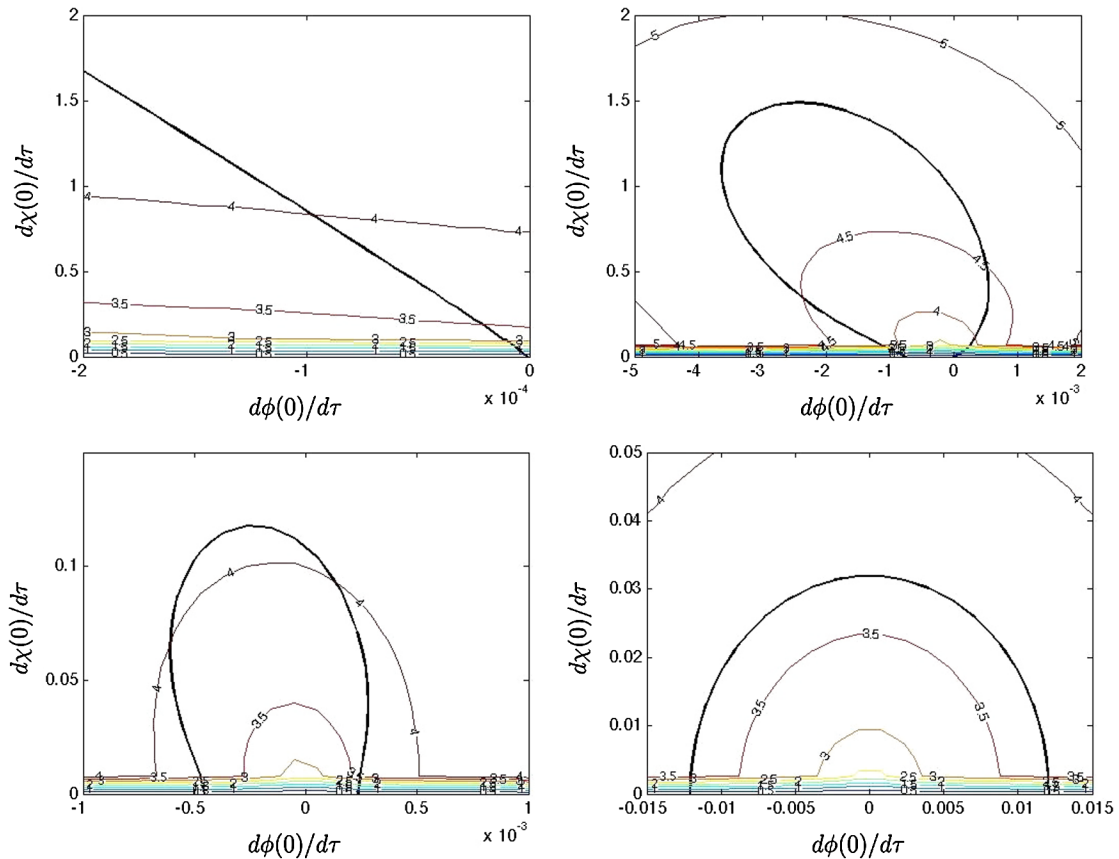


FIG. 5 (color online). Contour plots showing the number of e-folds at which the maximum of the turn rate occurs, as one varies the fields' initial conditions. In each panel, the vertical axis is $\dot{\chi}(0)$ and the horizontal axis is $\dot{\phi}(0)$. The panels correspond to $\phi(0) = 10^{-1} M_{\text{pl}}$ (top left), $10^{-2} M_{\text{pl}}$ (top right), $5 \times 10^{-3} M_{\text{pl}}$ (bottom left), and $10^{-4} M_{\text{pl}}$ (bottom right). We set $\xi = 10^4$ and use the dimensionless time variable $\tau = \sqrt{\lambda} M_{\text{pl}} t$. The thick black curve is the contour line of initial conditions that yield $N = 70$ e-folds.

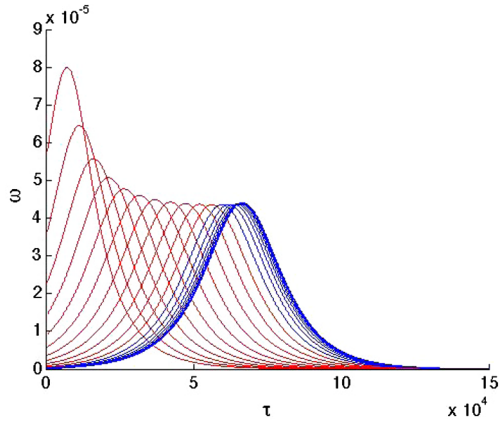


FIG. 6 (color online). The turn rate as a function of time for different values of the initial angular velocity. The parameters used are $\xi = 10^4$, $\phi(0) = 0.1M_{\text{pl}}$, $\dot{\phi}(0) = \chi(0) = 0$, and $\frac{0.01}{\sqrt{2\xi}} \leq \dot{\gamma}(0) \leq \frac{100}{\sqrt{2\xi}}$, in terms of dimensionless time, $\tau = \sqrt{\lambda M_{\text{pl}} t}$. In these units and for $\phi(0) = 0.1M_{\text{pl}}$, inflation lasts until $\tau_{\text{end}} \sim \mathcal{O}(10^6)$.

and also by setting $\dot{\phi}(0)$ to various constant values and varying $\dot{\chi}(0)$ (Fig. 7, right). The results fall neatly along a least-squares logarithmic fit, as expected from Eq. (61). The function N_{nl} grows slowly. In order for multifield effects to remain important more than a few e-folds after the start of inflation, the initial angular velocity would need to be enormous: at least 10 orders of magnitude larger than typical values of the initial field velocity for single-field inflation, as given in Eq. (40). We do not know of any realistic mechanism that could generate initial field velocities so large. Moreover, for many combinations of initial conditions shown in the right-hand side of Fig. 7, $N_{\text{tot}} > 70$ e-folds (several sets of initial conditions yield $N_{\text{tot}} \sim 90$ e-folds). For those scenarios, the turn rate reaches its maximum value deep within the early phase of the system's evolution, long before observationally relevant

perturbations first cross the Hubble radius. The multifield dynamics for this model thus behave similarly to those in related multifield models of inflation that involve the Higgs sector, such as Ref. [37].

We may consider the behavior of $a(t)$ and $H(t)$ in the two different regimes more closely. From the definition of H and \dot{H} in Eq. (47) and neglecting the terms proportional to \dot{r} (which is equivalent to requiring the field to be slow rolling along the radial direction), we find

$$\frac{\ddot{a}}{a} = \dot{H} + H^2 = \frac{1}{12f} \left(-2r^2 \dot{\gamma}^2 + \frac{\lambda M_{\text{pl}}^2}{2} \frac{r^4}{M_{\text{pl}}^2 + \xi r^2} \right). \quad (62)$$

When the potential dominates we recover what we called the linear regime in the analysis of the decay of ω . In that regime

$$\frac{\ddot{a}}{a} > 0, \quad (63)$$

which is an accelerated expansion or cosmological inflation. However, in the nonlinear regime, when $\dot{\gamma}$ dominates, the situation reverses and we find

$$\frac{\ddot{a}}{a} = -\frac{1}{6f} r^2 \dot{\gamma}^2 < 0, \quad (64)$$

which is an expansion and a very rapid one (because of the large value of H), but it is not inflation. Regardless of whether we have true inflation or simply rapid expansion at early times, we may always define the number of e-folds as

$$N = \int_{t_{\text{in}}}^{t_{\text{end}}} H dt. \quad (65)$$

Thus we may use N as our clock and measure time in e-folds from the beginning of the system's evolution, regardless of whether it is in the inflationary phase or not. The fact that in the nonlinear regime the universe is not inflating only makes our results stronger: all multifield

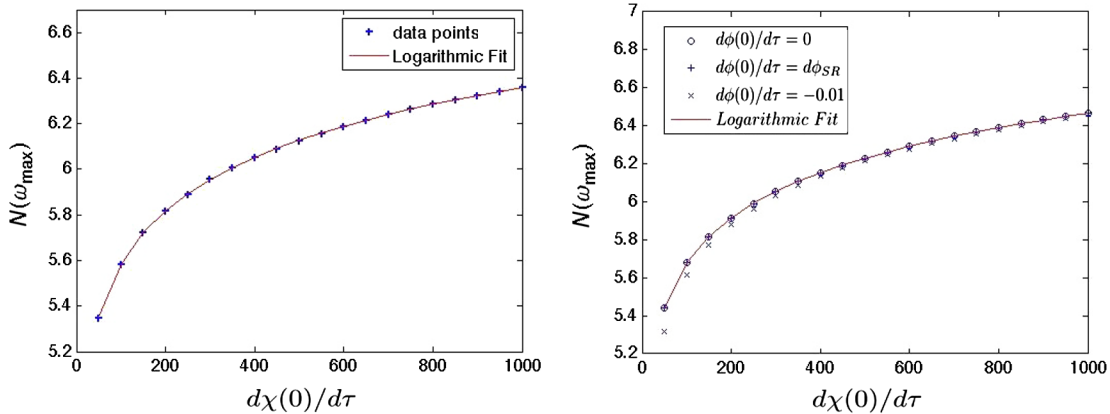


FIG. 7 (color online). Number of e-folds until the maximum value of the turn rate is reached, as a function of $\dot{\chi}(0)$. On the left we plot $N(\omega_{\text{max}})$ for initial conditions that yield $N_{\text{tot}} = 70$ e-folds; on the right we plot the same quantity for various values of $\dot{\phi}(0)$. The logarithmic fit is an excellent match to our analytic result, Eq. (61).

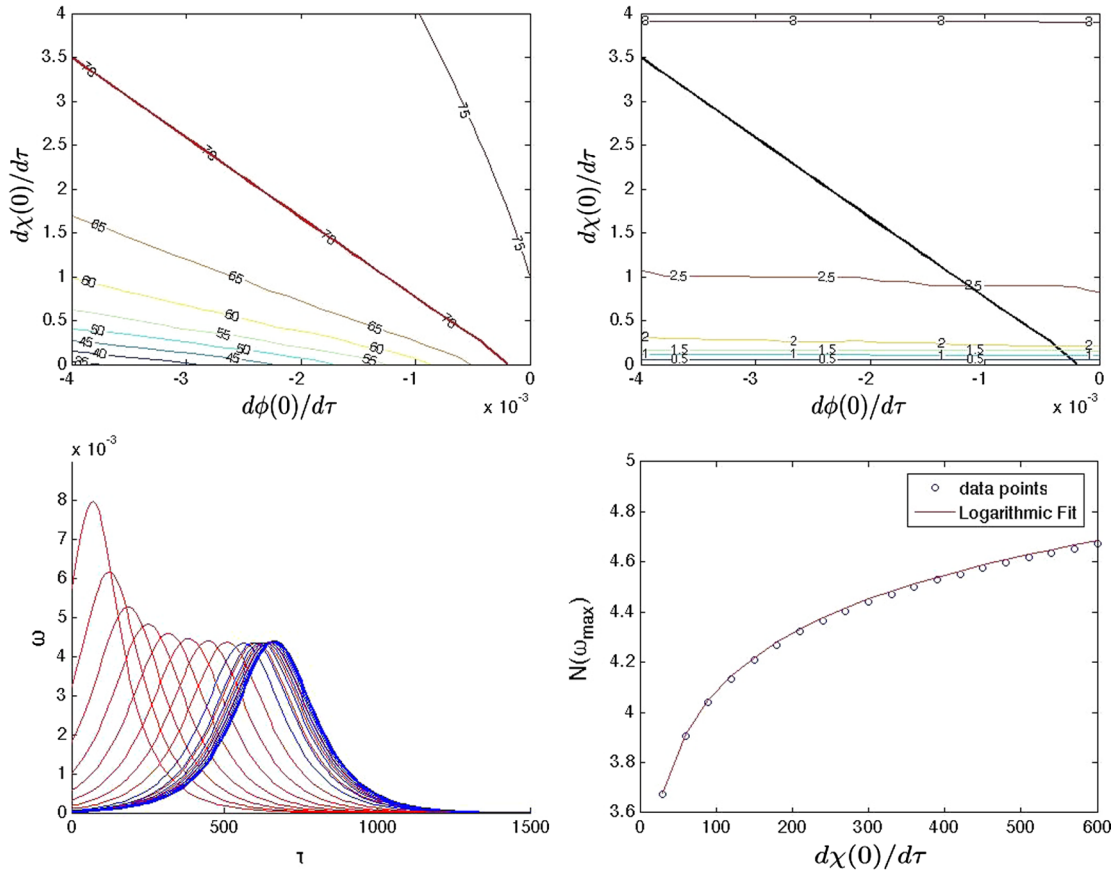


FIG. 8 (color online). Dynamics of our two-field model with $\xi = 10^2$, $\phi(0) = 1M_{\text{pl}}$, and $\chi(0) = 0$. Clockwise from top left: (1) Contour plot showing the number of e-folds as one varies the fields' initial conditions. The thick curve corresponds to 70 e-folds. (2) Contour plot showing the number of e-folds at which the maximum of the turn rate occurs, as one varies the fields' initial conditions. The thick curve corresponds to $N_{\text{tot}} = 70$ e-folds. (3) Number of e-folds until the maximum value of the turn rate is reached for initial conditions giving $N_{\text{tot}} = 70$ e-folds, along with a logarithmic fit. (4) The turn rate as a function of time for different values of the initial angular velocity, with $\dot{\phi}(0) = 0$ and $\frac{0.01}{\sqrt{2\xi}} \leq \dot{\chi}(0) \leq \frac{100}{\sqrt{2\xi}}$, in units of $\tau = \sqrt{\lambda}M_{\text{pl}}t$.

effects decay before the observable scales exit the horizon in a model that produces enough inflation to solve the standard cosmological problems.

As a final test of our analysis we set $\xi = 10^2$ instead of $\xi = 10^4$. The smaller value of the nonminimal coupling does not lead to a viable model of Higgs inflation—the WMAP normalization of the power spectrum requires a larger value of ξ [5]—but we may nonetheless study the dynamics of such a model. We collect the important information about the dynamics of this model in Fig. 8. As expected, the model can provide 70 or more e-folds of inflation for a wide range of parameters, and the corresponding turn rate peaks well before observationally relevant length scales first crossed the Hubble radius, even when we increase $\dot{\chi}(0)$ to a few hundred in units of $\tau = \sqrt{\lambda}M_{\text{pl}}t$. The excellent logarithmic fit of the time at which the turn rate is maximum versus $\dot{\chi}(0)$ is again evident. Finally the curves of the turn rate versus time show the same qualitative and quantitative characteristics as Fig. 6 for $\xi = 10^4$. Specifically, if one rescales time and the turn

rate appropriately by ξ , the two sets of curves would be hardly distinguishable.

V. IMPLICATIONS FOR THE PRIMORDIAL SPECTRUM

We have found that in models with an $SO(\mathcal{N})$ symmetry among the scalar fields, the turn rate quickly damps to negligible magnitude within a few e-folds after the start of inflation. In this section we confirm that such behavior yields empirical predictions for observable quantities like the primordial power spectrum of perturbations that reproduce expectations from corresponding single-field models.

For models that behave effectively as two-field models, which include the class of $SO(\mathcal{N})$ -symmetric models we investigate here, we may distinguish two scalar perturbations: the perturbations in the adiabatic direction, Q_σ defined in Eq. (18), and a scalar entropic perturbation [23],

$$Q_s \equiv \frac{\omega_I}{\omega} \delta s^I. \quad (66)$$

We noted in Eq. (19) that Q_σ is proportional to the gauge-invariant curvature perturbation, \mathcal{R}_c . We adopt a similar normalization for the entropy perturbation,

$$S \equiv \frac{H}{\dot{\sigma}} Q_\sigma. \quad (67)$$

In the long-wavelength limit, the adiabatic and entropic perturbations obey [23,38]

$$\dot{\mathcal{R}}_c = \alpha HS + \mathcal{O}\left(\frac{k^2}{a^2 H^2}\right), \quad \dot{S} = \beta HS + \mathcal{O}\left(\frac{k^2}{a^2 H^2}\right), \quad (68)$$

so that we may define the transfer functions

$$T_{\mathcal{R}S}(t_*, t) = \int_{t_*}^t dt' \alpha(t') H(t') T_{SS}(t_*, t'), \quad (69)$$

$$T_{SS}(t_*, t) = \exp\left[\int_{t_*}^t dt' \beta(t') H(t')\right].$$

We take t_* to be the time when a fiducial scale of interest first crossed the Hubble radius during inflation, defined by $a^2(t_*)H^2(t_*) = k_*^2$. In Ref. [23], we calculated

$$\alpha(t) = \frac{2\omega(t)}{H(t)} \quad (70)$$

and

$$\beta(t) = -2\epsilon - \eta_{ss} + \eta_{\sigma\sigma} - \frac{4}{3} \frac{\omega^2}{H^2}, \quad (71)$$

where $\epsilon \equiv -\dot{H}/H^2$ and the other slow-roll parameters are defined as

$$\eta_{\sigma\sigma} \equiv M_{\text{pl}}^2 \frac{\mathcal{M}_{\sigma\sigma}}{V}, \quad \eta_{ss} \equiv M_{\text{pl}}^2 \frac{\omega_I \omega^J \mathcal{M}^I_J}{\omega^2 V}. \quad (72)$$

The dimensionless power spectrum is given by

$$\mathcal{P}_{\mathcal{R}} = \frac{k^3}{2\pi^2} |\mathcal{R}_c|^2 \quad (73)$$

and hence, from Eqs. (68) and (69),

$$\mathcal{P}_{\mathcal{R}}(k) = \mathcal{P}_{\mathcal{R}}(k_*) [1 + T_{\mathcal{R}S}^2(t_*, t)], \quad (74)$$

where k corresponds to a length scale that crossed the Hubble radius at some time $t > t_*$. The spectral index is then given by

$$n_s(t) = n_s(t_*) - [\alpha(t) + \beta(t) T_{\mathcal{R}S}(t, t_*)] \sin(2\Delta), \quad (75)$$

where

$$\cos \Delta \equiv \frac{T_{\mathcal{R}S}}{\sqrt{1 + T_{\mathcal{R}S}^2}}. \quad (76)$$

In the limit $(\omega/H) \ll \eta_{\sigma\sigma}$, the spectral index evaluated at N_* assumes the single-field form [29,30,34],

$$n_s(t_*) = 1 - 6\epsilon(t_*) + 2\eta_{\sigma\sigma}(t_*). \quad (77)$$

Crucial to note is that the turn rate, ω , serves as a window function within $T_{\mathcal{R}S}(t, t_*)$: once the coefficient

TABLE I. Numerical results for measures of multifield dynamics for Higgs inflation with $\xi = 10^4$. We use dimensionless time $\tau = \sqrt{\lambda} M_{\text{pl}} t$.

$\chi(0)$	$\omega(N_* = 63)$	$T_{\mathcal{R}S}(\text{max})$	$n_s(N_* = 63)$	$n_s(N_* = 60)$
10^{-2}	1.16×10^{-10}	2.68×10^{-6}	0.969	0.967
10^{-1}	1.20×10^{-9}	2.76×10^{-5}	0.969	0.967
1	9.41×10^{-9}	2.18×10^{-4}	0.969	0.967
10^1	1.18×10^{-7}	2.72×10^{-3}	0.969	0.967
10^2	1.12×10^{-6}	2.59×10^{-2}	0.973	0.967

$\alpha = 2\omega/H$ becomes negligible, there will effectively be no transfer of power from the entropic to the adiabatic perturbations, much as we had found by examining the source terms on the right-hand sides of Eqs. (20) and (21). The question then becomes whether $\omega(t)$, and hence $T_{\mathcal{R}S}(t_*, t)$, can depart appreciably from zero at times when perturbations on length scales of observational interest first cross the Hubble radius.

The longest length scales of interest are often taken to be those that first crossed the Hubble radius $N_* = 55 \pm 5$ e-folds before the end of inflation [28–30]. Closer analysis suggests that length scales that first crossed the Hubble radius $N_* = 62$ –63 e-folds before the end of inflation correspond to the size of the present horizon [39]. Meanwhile, we follow [29] in assuming that successful inflation requires $N_{\text{tot}} \geq 70$ e-folds to solve the horizon and flatness problems. The question then becomes whether $\omega(t)$, and hence $T_{\mathcal{R}S}(t_*, t)$, can differ appreciably from zero for $N_* \leq 63$. Given the analysis in Sec. IV, the best chance for this to occur is for initial conditions that produce the minimum amount of inflation, $N_{\text{tot}} = 70$.

In Table I, we present numerical results for key measures of multifield dynamics. In each case we set $\xi = 10^4$, $\phi(0) = 0.1 M_{\text{pl}}$, and $\chi(0) = 0$. We vary $\chi(0)$ as shown and adjust $\phi(0)$ in each case so as to produce exactly $N_{\text{tot}} = 70$ e-folds of inflation. Because $T_{\mathcal{R}S}$ remains so small in each of these cases, there is no discernible running of the spectral index within the window $N_* = 63$ to $N_* = 40$ e-folds before the end of inflation. If we consider a fiducial scale k_* that first crosses the Hubble radius at $N_* = 63$ e-folds before the end of inflation, then we find $n_s = 0.97$ across the whole range of initial conditions, in excellent agreement with the measured value of $n_s = 0.971 \pm 0.010$ [36]. If instead we set k_* as the scale that first crossed the Hubble radius $N_* = 60$ e-folds before the end of inflation, we find $n_s = 0.967$ across the entire range of initial conditions, again in excellent agreement with the latest measurements.

VI. CONCLUSIONS

In this paper we have analyzed Higgs inflation as a multifield model with nonminimal couplings. Because the Goldstone modes of the Standard Model electroweak

Higgs sector remain in the spectrum at high energies in renormalizable gauges, we have incorporated their effects in the dynamics of the model. Because of the high symmetry of the Higgs sector—guaranteed by the $SU(2)$ electroweak gauge symmetry, which manifests as an $SO(4)$ symmetry among the scalar fields of the Higgs sector—the nonminimal couplings for the various scalar fields take precisely the same value ($\xi_\phi = \xi_\chi = \xi$), as do the tree-level couplings in the Jordan-frame potential ($\lambda_\phi = \lambda_\chi = \lambda$, and so on). The effective potential in the Einstein frame therefore contains none of the irregular features, such as bumps or ridges, that were highlighted in Ref. [23] for the case of multiple fields with arbitrary couplings. With no features such as ridges off of which the fields may fall during their evolution, Hubble drag will always cause any initial angular motion within field space to damp out rapidly. Increasing the initial angular velocity to arbitrarily large values—well into what we call the nonlinear regime—only increases the value of H at early times, which makes the Hubble drag even more effective and hence hastens the damping out of the multifield effects.

The rapidity with which the turn rate damps to zero combined with the requirement of $N_{\text{tot}} \geq 70$ e-folds for successful inflation means that the multifield dynamics become negligible before perturbations on scales of observational relevance first cross the Hubble radius. Even if we push the observational window of interest back to $N_* = 63$ e-folds before the end of inflation, rather than the usual assumption of $N_* = 55 \pm 5$, we find that the model relaxes to effectively single-field dynamics prior to N_* . Hence the predictions from Higgs inflation for observable quantities, such as the spectral index of the power spectrum of primordial perturbations, reduce to their usual single-field form. Moreover, the absence of multifield effects for times later than N_* means that this model should produce

negligible non-Gaussianities during inflation, in contrast to the broader family of models studied in Ref. [23].

The methods we introduce here may be applied to any multifield model with nonminimal couplings and an $SO(\mathcal{N})$ symmetry among the fields in field space. The conclusion therefore appears robust that such highly symmetric models should behave effectively as single-field models, at least within the observational window of interest between $N_* = 63$ and $N_* = 40$ e-folds before the end of inflation. Of course, multifield effects could become important in such models at the end of inflation, during epochs such as preheating [40]. Such processes remain under study.

ACKNOWLEDGMENTS

It is a pleasure to thank Alan Guth, Mustafa Amin, and Leo Stein for helpful discussions. This work was supported in part by the U.S. Department of Energy (DOE) under Contract No. DE-FG02-05ER41360.

APPENDIX: ANGULAR EVOLUTION OF THE FIELD

For completeness, let us integrate the angular equation of motion, Eq. (53), for all values of $\dot{\gamma}$ (in the slow-roll regime of the radial field). This yields

$$\frac{\dot{\gamma}(t)\left(\sqrt{\lambda}M_{\text{pl}} + \sqrt{2\xi\dot{\gamma}_0^2 + \lambda M_{\text{pl}}^2}\right)}{\dot{\gamma}_0\left(\sqrt{\lambda}M_{\text{pl}} + \sqrt{2\xi\dot{\gamma}^2(t) + \lambda M_{\text{pl}}^2}\right)} = \exp\left[-\frac{\sqrt{3}\lambda M_{\text{pl}} t}{2\xi}\right]. \quad (\text{A1})$$

In the two limits, $\dot{\gamma}_0 \ll \sqrt{\lambda}M_{\text{pl}}/\sqrt{2\xi}$ and $\dot{\gamma}_0 \gg \sqrt{\lambda}M_{\text{pl}}/\sqrt{2\xi}$, we may solve Eq. (A1) and recover the forms of $\gamma(t)$ presented in Eqs. (55) and (57).

-
- [1] ATLAS Collaboration, *Phys. Lett. B* **716**, 1 (2012); CMS Collaboration, *Phys. Lett. B* **716**, 30 (2012).
 - [2] D. H. Lyth and A. Riotto, *Phys. Rep.* **314**, 1 (1999).
 - [3] A. H. Guth and D. I. Kaiser, *Science* **307**, 884 (2005).
 - [4] A. Mazumdar and J. Rocher, *Phys. Rep.* **497**, 85 (2011).
 - [5] F. L. Bezrukov and M. E. Shaposhnikov, *Phys. Lett. B* **659**, 703 (2008).
 - [6] Y. Fujii and K. Maeda, *The Scalar-Tensor Theory of Gravitation* (Cambridge University Press, Cambridge, England, 2003).
 - [7] V. Faraoni, *Cosmology in Scalar-Tensor Gravity* (Kluwer, Boston, 2004).
 - [8] N. D. Birrell and P. C. W. Davies, *Quantum Fields in Curved Space* (Cambridge University Press, Cambridge, England, 1982).
 - [9] I. L. Buchbinder, S. D. Odintsov, and I. L. Shapiro, *Effective Action in Quantum Gravity* (Taylor and Francis, New York, 1992).
 - [10] A. de Simone, M. P. Hertzberg, and F. Wilczek, *Phys. Lett. B* **678**, 1 (2009).
 - [11] F. L. Bezrukov, A. Magnin, and M. E. Shaposhnikov, *Phys. Lett. B* **675**, 88 (2009); F. L. Bezrukov and M. E. Shaposhnikov, *J. High Energy Phys.* **07** (2009) 089.
 - [12] A. O. Barvinsky, A. Y. Kamenshchik, C. Kiefer, A. A. Starobinsky, and C. F. Steinwachs, *J. Cosmol. Astropart. Phys.* **12** (2009) 003; *Eur. Phys. J. C* **72**, 2219 (2012).
 - [13] S. Weinberg, *The Quantum Theory of Fields*, Modern Applications Vol. 2 (Cambridge University Press, Cambridge, England, 1996).
 - [14] C. P. Burgess, H. M. Lee, and M. Trott, *J. High Energy Phys.* **09** (2009) 103; **07** (2010) 007.

- [15] M. P. Hertzberg, *J. High Energy Phys.* **11** (2010) 023.
- [16] S. Mooij and M. Postma, *J. Cosmol. Astropart. Phys.* **09** (2011) 006.
- [17] C. Gordon, D. Wands, B. A. Bassett, and R. Maartens, *Phys. Rev. D* **63**, 023506 (2000).
- [18] S. G. Nibbelink and B. J. W. van Tent, [arXiv:hep-ph/0011325](#); *Classical Quantum Gravity* **19**, 613 (2002).
- [19] R. Easther and J. T. Giblin, *Phys. Rev. D* **72**, 103505 (2005).
- [20] D. Wands, *Lect. Notes Phys.* **738**, 275 (2008).
- [21] D. Langlois and S. Renaux-Petel, *J. Cosmol. Astropart. Phys.* **04** (2008) 017.
- [22] C. M. Peterson and M. Tegmark, *Phys. Rev. D* **83**, 023522 (2011); **84**, 023520 (2011); [arXiv:1111.0927](#).
- [23] D. I. Kaiser, E. A. Mazenc, and E. I. Sfakianakis, [arXiv:1210.7487](#).
- [24] J. L. F. Barbon and J. R. Espinosa, *Phys. Rev. D* **79**, 081302 (2009).
- [25] R. N. Lerner and J. McDonald, *Phys. Rev. D* **82**, 103525 (2010); S. Ferrara, R. Kallosh, A. Linde, A. Marrani, and A. Van Proeyen, *Phys. Rev. D* **83**, 025008 (2011); F. Bezrukov, A. Magnin, M. Shaposhnikov, and S. Sibiryakov, *J. High Energy Phys.* **01** (2011) 016; G. F. Giudice and H. M. Lee, *Phys. Lett. B* **694**, 294 (2011); F. Bezrukov, D. Gorbunov, and M. Shaposhnikov, *J. Cosmol. Astropart. Phys.* **10** (2011) 001; R. N. Lerner and J. McDonald, *J. Cosmol. Astropart. Phys.* **11** (2012) 019; D. A. Demir, [arXiv:1207.4584](#).
- [26] D. I. Kaiser, *Phys. Rev. D* **81**, 084044 (2010).
- [27] D. S. Salopek, J. R. Bond, and J. M. Bardeen, *Phys. Rev. D* **40**, 1753 (1989).
- [28] V. F. Mukhanov, H. A. Feldman, and R. H. Brandenberger, *Phys. Rep.* **215**, 203 (1992).
- [29] B. A. Bassett, S. Tsujikawa, and D. Wands, *Rev. Mod. Phys.* **78**, 537 (2006).
- [30] K. A. Malik and D. Wands, *Phys. Rep.* **475**, 1 (2009).
- [31] Because we are working only to first order in perturbations, we define Q^I in Eq. (17) in terms of $\delta\phi^I$ rather than the field-space vector \mathcal{Q}^I that is introduced in Ref. [23], since, as shown there, $\delta\phi^I \rightarrow \mathcal{Q}^I + \mathcal{O}(\mathcal{Q}^2)$.
- [32] R. Fakir and W. G. Unruh, *Phys. Rev. D* **41**, 1783 (1990).
- [33] N. Makino and M. Sasaki, *Prog. Theor. Phys.* **86**, 103 (1991).
- [34] D. I. Kaiser, *Phys. Rev. D* **52**, 4295 (1995).
- [35] E. Komatsu *et al.* (WMAP Collaboration), *Astrophys. J. Suppl. Ser.* **192**, 18 (2011).
- [36] G. Hinshaw *et al.* (WMAP Collaboration), [arXiv:1212.5226](#).
- [37] J. García-Bellido, J. Rubio, M. Shaposhnikov, and D. Zehäusern, *Phys. Rev. D* **84**, 123504 (2011).
- [38] D. Wands, K. A. Malik, D. H. Lyth, and A. R. Liddle, *Phys. Rev. D* **62**, 043527 (2000); L. Amendola, C. Gordon, D. Wands, and M. Sasaki, *Phys. Rev. Lett.* **88**, 211302 (2002); D. Wands, N. Bartolo, S. Matarrese, and A. Riotto, *Phys. Rev. D* **66**, 043520 (2002).
- [39] S. Dodelson and L. Hui, *Phys. Rev. Lett.* **91**, 131301 (2003); A. R. Liddle and S. M. Leach, *Phys. Rev. D* **68**, 103503 (2003); M. Tegmark, *J. Cosmol. Astropart. Phys.* **04** (2005) 001.
- [40] F. Bezrukov, D. Gorbunov, and M. Shaposhnikov, *J. Cosmol. Astropart. Phys.* **06** (2009) 029; J. García-Bellido, D. G. Figueroa, and J. Rubio, *Phys. Rev. D* **79**, 063531 (2009); J.-F. Dufaux, D. G. Figueroa, and J. García-Bellido, *Phys. Rev. D* **82**, 083518 (2010).