



MIT Open Access Articles

Search for pair production of excited top quarks in the lepton + jets final state

The MIT Faculty has made this article openly available. **Please share** how this access benefits you. Your story matters.

Citation	Chatrchyan, S., V. Khachatryan, A. M. Sirunyan, A. Tumasyan, W. Adam, T. Bergauer, M. Dragicevic, et al. "Search for Pair Production of Excited Top Quarks in the Lepton + Jets Final State." J. High Energ. Phys. 2014, no. 6 (June 2014). © CERN, for the benefit of the CMS Collaboration
As Published	http://dx.doi.org/10.1007/jhep06(2014)125
Publisher	Springer-Verlag
Version	Final published version
Citable link	http://hdl.handle.net/1721.1/89453
Terms of Use	Creative Commons Attribution
Detailed Terms	http://creativecommons.org/licenses/by/4.0/

RECEIVED: November 21, 2013

REVISED: March 19, 2014

ACCEPTED: May 14, 2014

PUBLISHED: June 19, 2014

Search for pair production of excited top quarks in the lepton+jets final state



The CMS collaboration

E-mail: cms-publication-committee-chair@cern.ch

ABSTRACT: A search is performed for pair-produced spin-3/2 excited top quarks ($t^*\bar{t}^*$), each decaying to a top quark and a gluon. The search uses data collected with the CMS detector from pp collisions at a center-of-mass energy of $\sqrt{s} = 8$ TeV, selecting events that have a single isolated muon or electron, an imbalance in transverse momentum, and at least six jets, of which one must be compatible with originating from the fragmentation of a b quark. The data, corresponding to an integrated luminosity of 19.5 fb^{-1} , show no significant excess over standard model predictions, and provide a lower limit of 803 GeV at 95% confidence on the mass of the spin-3/2 t^* quark in an extension of the Randall-Sundrum model, assuming a 100% branching fraction of its decay into a top quark and a gluon. This is the first search for a spin-3/2 excited top quark performed at the LHC.

KEYWORDS: Hadron-Hadron Scattering, Top physics

ARXIV EPRINT: [1311.5357](https://arxiv.org/abs/1311.5357)

Contents

1	Introduction	1
2	The CMS detector, simulations and data	2
3	Event reconstruction	3
4	Offline event selection	4
5	Mass reconstruction	5
6	Background model and extraction of t^* signal	8
7	Systematic uncertainties	9
8	Statistical analysis and extraction of limits	11
9	Summary	12
	The CMS collaboration	17

1 Introduction

The large mass of the top quark [1] may indicate that it is not an elementary particle, but has a composite structure, as has been proposed in several models of new physics [2–5]. The existence of an excited top quark (t^*) would provide a direct test of this possibility [6, 7]. Weak isodoublets can be used to describe both the left-handed and right-handed components of a t^* , and provide finite masses prior to the onset of electroweak symmetry breaking [6]. Thus, in contrast to the heavy top quark of a fourth generation model, the existence of an excited top quark is not ruled out by the recent discovery of a Higgs boson with properties consistent with those of a standard model (SM) Higgs particle [8–10]. It has also been suggested that the top quark may have higher spin excitations, and in particular, in string realizations of the Randall-Sundrum (RS) model [11, 12], the right-handed t^* quark is expected to be the lightest spin-3/2 excited state [13].

This analysis adopts a model in which a t^* quark has spin 3/2 and decays predominantly to a top quark through the emission of a gluon (g) [13–16]. A spin-3/2 excitation of a spin-1/2 quark is governed by the Rarita-Schwinger [17] vector-spinor Lagrangian, with the rate of production of spin-3/2 quarks being larger than that of spin-1/2 quarks of similar mass. This is because the pair production cross section of spin-3/2 quarks is proportional to \hat{s}^3 for large values of \hat{s} , while that of spin-1/2 quarks is proportional to \hat{s}^{-1} , where \hat{s} is the square of the energy in the parton-parton collision rest frame. Consequently, at

large proton-proton center-of-mass energies \sqrt{s} , integrating over parton distribution functions (PDF), spin-3/2 quarks benefit more from contributions at large parton momentum fractions (x) than spin-1/2 quarks [13, 14]. The growth of the cross section with energy as \hat{s}^3 violates unitarity at sufficiently high energies, but the relationship is valid at the energies and mass scales accessible at the CERN Large Hadron Collider (LHC). The t^* in the RS model is expected to have a pair production cross section at $\sqrt{s} = 8$ TeV of the order of a few pb for a t^* of mass $m_{t^*} = 500$ GeV [15, 16]. This cross section is calculated to leading order with a scale $Q = m_{t^*}$.

Searches have been performed for single production of excited generic quarks (q^*) that decay to qg , a process that dominates in spin-1/2 models. The Compact Muon Solenoid (CMS) collaboration has excluded q^* in the mass range of 1 TeV to 3.19 TeV [18], and the ATLAS collaboration has set a lower limit on m_{q^*} of 2.83 TeV [19]. However, a t^* signal would not have been observed in such searches. We present the first dedicated search at the LHC for the pair production of excited top quarks with spin 3/2 that decay to $t + g$.

We assume a 100% branching fraction for $B(t^* \rightarrow tg)$, the channel that is expected to be the dominant decay mode [13, 16]. With mixing between spin-1/2 and spin-3/2 states suppressed, the production of mixed pairs of $t\bar{t}^*$ or $\bar{t}t^*$ is expected to have a much smaller cross section than $t^*\bar{t}^*$, despite being kinematically favored [13, 14]. We consider therefore only pair production of the t^* quark and its antiparticle, and focus on decay channels containing a single charged lepton (ℓ) specifically in the μ +jets and e +jets final states. We use a fourth-generation model to mimic the t^* signal because the MADGRAPH 5.1.3.30 [20] Monte Carlo (MC) generator does not normally include spin-3/2 particles. We show in the following section that this choice does not affect the results of the study.

The analysis strategy is to reconstruct the t^* mass from the $t^*\bar{t}^* \rightarrow t\bar{t}g\bar{g} \rightarrow W^+bW^-\bar{b}g\bar{g} \rightarrow \ell^+\nu_\ell b\bar{q}'\bar{b}g\bar{g}$ decay chain, including charge-conjugate states, and to compare the resultant mass distributions expected for signal and background. The analysis is performed using pp collision data at $\sqrt{s} = 8$ TeV collected with the CMS detector, corresponding to an integrated luminosity of 19.5 ± 0.5 fb $^{-1}$.

2 The CMS detector, simulations and data

The central feature of the CMS apparatus is a superconducting solenoid of 6 m internal diameter, providing a magnetic field of 3.8 T. A silicon pixel and strip tracker, a lead-tungstate crystal electromagnetic calorimeter (ECAL), and a brass/scintillator hadron calorimeter (HCAL) reside within the magnetic volume. Muons are measured in gas-ionization detectors embedded in the steel flux return yoke outside of the solenoid. Extensive forward calorimetry complements the coverage provided by the central barrel and endcap ECAL and HCAL detectors. The CMS experiment uses a right-handed coordinate system, with origin at the center of the detector, the x axis pointing to the center of the LHC ring, the y axis pointing up (perpendicular to the plane of the LHC ring), and the z axis along the counterclockwise beam direction. The polar angle θ is measured from the positive z axis, and pseudorapidity is defined as $\eta = -\ln[\tan(\frac{\theta}{2})]$. The azimuthal angle ϕ is defined in the x - y plane. A more detailed description of the detector can be found in ref. [21].

The data are collected using single-lepton+jets triggers. The single-muon+jets trigger requires that at least one muon candidate is reconstructed within $|\eta| < 2.1$ and has a transverse momentum $p_T > 17$ GeV. The single-electron+jets trigger requires that an electron candidate is reconstructed with $p_T > 25$ GeV within $|\eta| < 2.5$ (with a small region of exclusion in the transition region between the ECAL barrel and endcaps at $|\eta| \approx 1.5$). Both channels must have at least three jets reconstructed within $|\eta| < 2.5$ and with transverse momenta larger than a value which was increased in steps from 20 to 45 GeV, as the average instantaneous luminosity of the LHC increased during the course of data taking.

Simulated inclusive $t^*\bar{t}^*$ events, including up to two additional hard partons, are generated for t^* masses of 450–950 GeV in 50 GeV steps using the MADGRAPH 5.1.3.30 [20] event generator and the CTEQ6L1 PDF [22]. We use PYTHIA 6.426 [23] to model parton showers and hadronization. The generated events are processed through a simulation of the CMS detector based on GEANT4 4.3.1 [24], and reconstructed using the same algorithms as used for data. The MADGRAPH generator does not normally include spin-3/2 particles, so we use a fourth-generation model to mimic the t^* signal. As our acceptance criteria are not sensitive to opening angles between particles or other variables that might be affected by spin, we do not expect this choice to impact our results. Although it was not possible to simulate all samples this way, to check this assumption, we were able to include the Rarita-Schwinger Lagrangian in MADGRAPH, and generate a true spin-3/2 event sample. The acceptances for the spin-3/2 and spin-1/2 samples are found to be equal within the uncertainties, which are of order 5%. The direction and momentum of jets from final-state particles is consistent between the two samples, although the number of jets produced in the spin-3/2 sample is higher than it is in spin-1/2.

Although the analysis is based mainly on an estimate of background obtained from data, we also use MC simulation of background processes to study the modeling of the data and to provide a cross-check of our results. The production of $t\bar{t}$ events with up to three additional hard partons, single-top-quark production in the s -channel and t -channel, tW processes, W +jets and Z +jets production, and the smaller diboson (WW , WZ , ZZ), $t\bar{t}W$, and $t\bar{t}Z$ contributions have all been modeled in the MC simulation used for these checks. The diboson processes are generated with the PYTHIA program, while the other processes are modeled using the MADGRAPH package. The cross section for single top-quark production is taken from ref. [25], and the cross section for WZ production is computed using the MCFM generator [26, 27]. The cross sections for $t\bar{t}W$ and $t\bar{t}Z$ are computed using MADGRAPH. All other cross sections are normalized to the published CMS measurements [28, 29]. All simulated samples include additional contributions from minimum bias events that model the energy from overlapping pp collisions within the same bunch crossing (“pileup”) at large instantaneous luminosities.

3 Event reconstruction

Events are reconstructed using a particle-flow algorithm, in which each particle is reconstructed and identified by means of an optimized combination of information from all subdetectors [30]. The energies of photons are obtained directly from the ECAL signals,

corrected for effects of the algorithm used for noise suppression in the readout. The energies of electrons are determined from a combination of the track momenta at the main interaction vertex, the corresponding ECAL cluster energy, and the energy sum of all bremsstrahlung photons emitted along their trajectories. The energies of muons are obtained from the corresponding track momenta measured in the silicon tracker and outer muon system. The energies of charged hadrons are determined similarly from a combination of track momenta and the corresponding ECAL and HCAL energies, which are corrected for effects of noise suppression. Finally, the energies of neutral hadrons are obtained from calibrated ECAL and HCAL energies [30–33].

We require events to contain at least one interaction vertex, with > 10 associated charged-particle tracks, located within a longitudinal distance $|z| < 24$ cm and a radial distance $r < 2$ cm from the center of the CMS detector. The vertex with the largest value for the sum of the p_T^2 of the associated tracks is taken as the primary vertex for the hard collision.

Muon candidates are reconstructed using hits in the silicon tracker and in the outer muon system by making a global fit to the hits in both detectors [34]. Electron candidates are reconstructed from energy clusters in the ECAL that are also matched to tracks in the tracker. Trajectories of electron candidates are reconstructed using a CMS model of electron energy loss, and fitted using a Gaussian sum filtering algorithm [35]. Jets are reconstructed from particle-flow candidates using the anti- k_T jet clustering algorithm [36] with a distance parameter of 0.5, and jet energies are corrected to establish a uniform relative response of the calorimeter in η , and a calibrated absolute response in p_T [37].

Jets are identified as originating from a b quark through a combined secondary vertex (CSV) algorithm [38] that provides optimal b-tagging performance. This algorithm uses a multivariate discriminator to combine information on the significance of the impact parameter, the jet kinematics, and the location of the secondary vertex. The working point of the CSV discriminant is chosen such that light quarks are mistagged at a rate of 1%, with a corresponding efficiency for identifying b-quark jets of 70%. Small differences in b-tagging efficiencies and mistag rates between data and simulated events are accounted for by scale factors applied to the simulation.

The imbalance in transverse momentum (\cancel{p}_T) of an event is defined as the magnitude of the vector sum of the transverse momenta of all objects reconstructed using the particle-flow algorithm. The corrections applied to jet energies are propagated to the measured \cancel{p}_T .

4 Offline event selection

Charged leptons from $t \rightarrow b\ell\nu$ decays are expected to be isolated from nearby jets. Relative isolation, I , is defined as the ratio of the scalar sum of the transverse momenta of all photons, charged hadrons, and neutral hadrons, associated with the primary vertex, in an angular cone around the lepton direction to the lepton p_T . The sum includes all these particle-flow candidates within a cone of $\Delta R \equiv \sqrt{(\Delta\eta)^2 + (\Delta\phi)^2} < 0.4$ around the muon candidate, and < 0.3 around the electron candidate, where $\Delta\eta$ and $\Delta\phi$ are the differences in pseudorapidity and azimuth relative to the lepton direction. Estimates of the contribu-

tions from pileup interactions to the neutral hadron and photon energy components are subtracted from the above sums [34, 39].

Event candidates in the μ +jets channel are required to have only one muon with $p_T > 26$ GeV, $|\eta| < 2.1$, $I < 0.12$, and with transverse and longitudinal distances of closest approach to the primary vertex of $d_r < 2$ mm and $|d_z| < 5$ mm, respectively. Candidates in the e+jets channel are required to have only one electron with $p_T > 30$ GeV, $|\eta| < 1.44$ (restricting electrons to the central rather than forward regions reduces contributions from generic multijet events), $I < 0.1$, and $d_r < 0.2$ mm. These selections are more restrictive than those used for the trigger, ensuring the selected leptons are in the plateau of the trigger efficiency.

Additional selection criteria require at least six jets with $p_T > 30$ GeV and $|\eta| < 2.5$. To ensure high trigger efficiency, the three leading jets (i.e. with largest p_T) are each required to have $p_T > 45$ GeV in the initial data-taking period, and $p_T > 55, 45, \text{ and } 35$ GeV, respectively, in the subsequent data-taking periods. At least one jet must be b-tagged through the CSV algorithm. In the region of acceptance, the loss of efficiency arising from the turn-on of the acceptance as a function of jet- p_T is very small (less than 1%), and the total trigger efficiency ranges between 85 and 100%. For the signal, the average efficiency is $\approx 91\%$, while for the background it is $\approx 90\%$.

Signal events pass our selections with efficiencies varying from 18% at low t^* masses to 20% at higher masses. The largest efficiency losses arise from the lepton isolation and jet requirements. After the application of all selection criteria, we observe 13 636 events in the μ +jets channel and 11 643 events in the e+jets channel. The yields predicted from simulated SM background processes are $15\,100 \pm 4\,400$ events in the μ +jets channel and $13\,100 \pm 3\,700$ events in the e+jets channel. The event yield uncertainties are dominated by uncertainties in the choice of the renormalization and factorization scales used in the MADGRAPH generation of $t\bar{t}$ events, and by the uncertainty in the jet energy scale (JES). The small deficits in data relative to SM expectations are within the estimated uncertainties. Furthermore, the differential distributions of the kinematic variables are in agreement. We determine this by renormalizing the simulation to the number of events observed in data, and find agreement in the distributions of all kinematic variables for the predicted and observed $t\bar{t}$ events, as seen in figure 1. Of particular importance, the distribution in the mass of the $t\bar{g}$ system (see section 5 for details) is reproduced by the simulation. In the following sections, we describe the strategy adopted for reconstructing the mass of the t^* candidate and for estimating the background from control samples in data.

5 Mass reconstruction

The dominant background to a $t^*\bar{t}^*$ signal is expected to be from SM $t\bar{t}$ production in association with extra jets. We therefore use the reconstructed mass distribution of the t +jet systems to distinguish a $t^*\bar{t}^*$ signal from $t\bar{t}$ background.

The procedure adopted for reconstructing the mass is as follows. In the ℓ +jets channels, one W boson decays leptonically, while the other decays into a $q'\bar{q}$ pair, i.e. $t^*\bar{t}^* \rightarrow (\ell\nu bg)(q'\bar{q}bg)$. The reconstructed objects in the event, namely, the charged lepton, the \cancel{p}_T ,

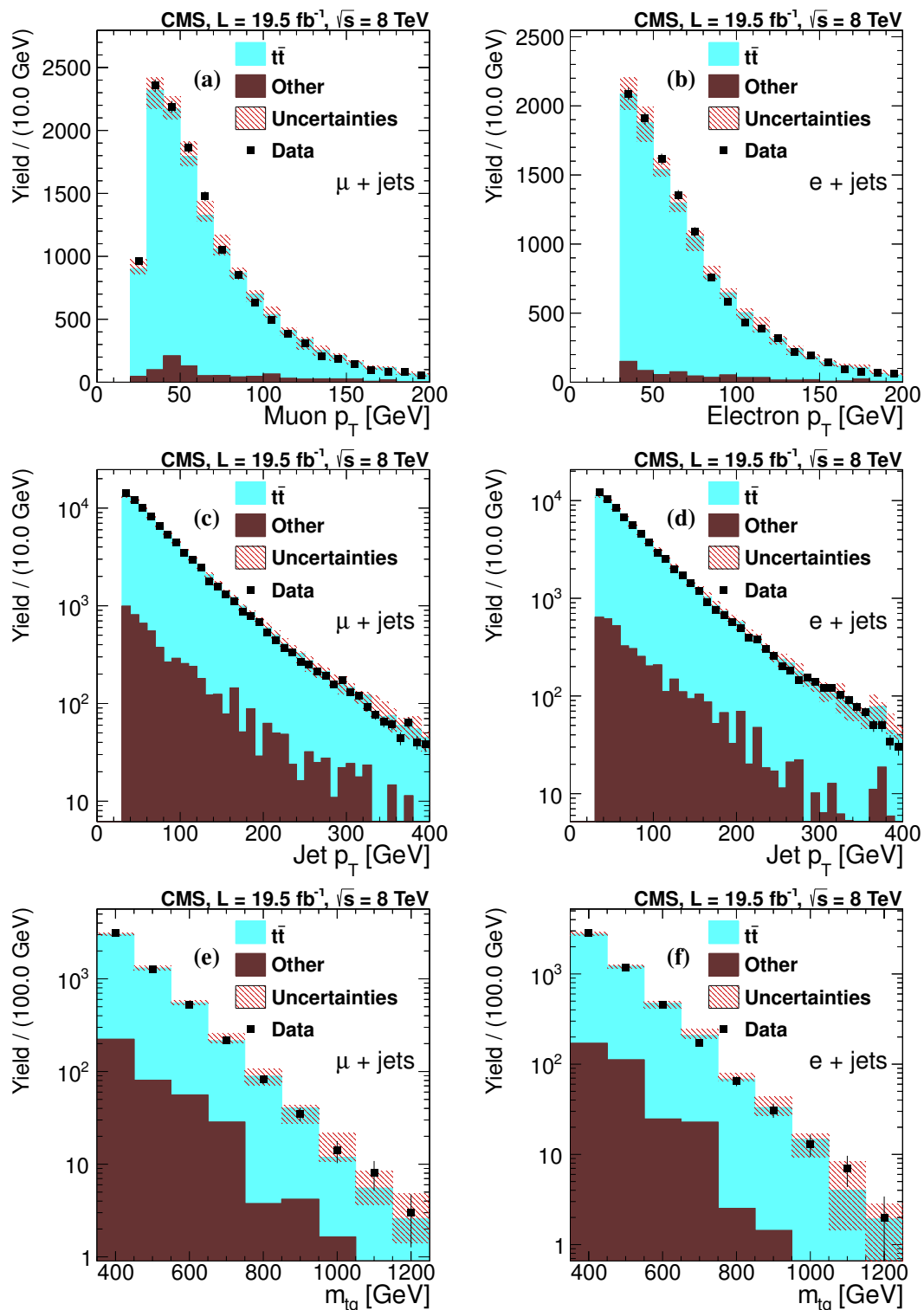


Figure 1. Kinematic distributions of single $\ell + > 5$ -jet events in data (points), compared to MC simulation normalized to the number of events observed in data. Shown are p_T spectra for muons (a) and electrons (b), and jet spectra for the channels μ +jets (c) and e +jets (d). The reconstructed $m_{t\bar{g}}$ distribution is shown for the μ +jets channel in (e) and for e +jets in (f).

and the six leading jets correspond to the particles in the decay of the $t^*\bar{t}^*$ system, and are assigned to one of the initially produced objects. We assume that the \cancel{p}_T is carried away entirely by the neutrino emitted by the leptonically decaying W boson. The longitudinal component of the neutrino momentum (p_z) cannot be measured, but an initial estimate of its value is determined (within a two-fold ambiguity) using the requirement that the two reconstructed top quarks have the same mass. All possible permutations of jet-parton assignments are considered in the analysis, subject to the condition that a b-tagged jet must be assigned to one of the b quarks. When multiple jets are b-tagged, all binary combinations are interpreted as b quarks.

After assigning the reconstructed objects to their progenitor particles, a constrained kinematic fit is performed to the $t^*\bar{t}^*$ hypothesis to improve the resolution of the reconstructed mass of the t^* candidates. We use an algorithm originally designed to measure m_t in $t\bar{t}$ events [40, 41], but modified to reconstruct $t^*\bar{t}^*$ events that contain two additional jets. The momenta of the reconstructed objects are adjusted in the fit to simultaneously satisfy the following constraints:

$$m(\ell\nu) = m(q\bar{q}) = m_W, \tag{5.1}$$

$$m(\ell\nu b) = m(q\bar{q}b) = m_t, \tag{5.2}$$

$$m(\ell\nu bg) = m(q\bar{q}bg) = m_{tg}, \tag{5.3}$$

where $m_W = 80.4$ GeV is the mass of the W boson, $m_t = 173.5$ GeV is the mass of the top quark [1], and m_{tg} is a free parameter, the resolution of which is improved through the fit.

All the momentum components of the reconstructed objects, with the exception of p_z of the neutrino momentum, are measured. There is consequently one unknown and seven constraints to the kinematics: (i) two from each of Equations (5.1) and (5.2), (ii) two from the conservation of transverse momentum in the collision, and (iii) one constraint from Equation (5.3). We perform a fit to the $t^*\bar{t}^*$ hypothesis by minimizing a χ^2 computed from the sum of the squares of the difference between the measured components of momenta of all reconstructed objects and their fitted values, each term divided by the sum of the squares of their estimated uncertainties, subject to the remaining six constraints. The jet permutation with the smallest χ^2 value is chosen to represent the event.

The above procedure selects the correct jet-parton assignment in about 11% of the simulated $t^*\bar{t}^*$ events, with the t^* quark that decays through the $W \rightarrow \ell\nu_\ell$ mode being reconstructed correctly in about 1/3 of the lepton+jets final states. We have studied the possibility of including up to eight jets in the reconstruction (i.e. considering all combinations of six out of the leading six, seven, or eight jets). However, there is little gain using this approach, despite that it yields 13% in correct assignments. A major reason for getting the wrong jet-parton combination is that in approximately 40% of the $t^*\bar{t}^*$ events, at least one jet from the $W \rightarrow q'\bar{q}$ decay fails the offline jet- p_T requirement. In events where all the hadronic decay products are included among the six leading jets, the correct jet-parton assignment is selected 68% of the time, but this fraction decreases significantly if we consider up to eight jets in the final state. Consequently, χ^2 fits using more than six jets contain far more background. Variations in the fraction of events with correct jet-parton assignments

do not significantly affect our final results (discussed in section 8). A comparison of the reconstructed t^* mass distributions obtained for the spin-1/2 and spin-3/2 samples, using the kinematic fit, reveals no significant dependence on the spin.

6 Background model and extraction of t^* signal

We model the m_{t_g} distribution for the background from the SM using a Fermi function:

$$f(m) = \frac{a}{1 + e^{\frac{m-b}{c}}}, \quad (6.1)$$

where m represents the mass reconstructed under the t^* hypothesis, and a , b , and c are parameters that are determined through a fit to the data. The m_{t_g} distribution for a $t^*\bar{t}^*$ signal is taken from simulated events.

The $t^*\bar{t}^*$ signal and the background contributions in data are estimated simultaneously. For each generated m_{t^*} value, we perform a binned likelihood fit to the sum of the background function $f(m)$ and the reconstructed mass spectrum for the $t^*\bar{t}^*$ model for $m_{t_g} > 350$ GeV. The $t^*\bar{t}^*$ cross section and the three parameters of the background function are varied in this fit. Figure 2 shows the distribution of the reconstructed m_{t_g} for the μ +jets channel (a) and e+jets channel (b), along with the fit to the background. The small differences between observation and expectation, divided by the uncertainty in the expected values, shown below the m_{t_g} distributions, demonstrate that the fitting function describes the background well. The function $f(m)$ shown in the figure represents the contribution from background events only, and does not include the $m_{t^*} = 750$ GeV or $m_{t^*} = 850$ GeV signals, which are shown separately.

As a check of the stability of the background fit, we also performed the fit for $m_{t_g} > 650$ GeV and for $m_{t_g} > 850$ GeV. For each fit we calculated the integral and uncertainty in the function for the range $850 \text{ GeV} < m_{t_g} < 1250 \text{ GeV}$. For the nominal range of $m_{t_g} > 350$ GeV, the results are 60.1 ± 3.5 and 46.6 ± 3.1 for the μ +jets and e+jets channels, respectively. For the ranges $m_{t_g} > 650$ GeV and $m_{t_g} > 850$ GeV, the results are in close agreement, with values of 59.8 ± 5.7 and 51.2 ± 5.5 for the μ +jets and e+jets channels, respectively, for the range $m_{t_g} > 650$ GeV and 60.3 ± 7.8 and 53.3 ± 7.5 for the range $m_{t_g} > 850$ GeV.

To show that the fitting method is sensitive to the presence of t^* signal, pseudo-data are generated according to a probability distribution function representing the sum of $f(m)$ and a specific t^* signal. Performing the kinematic fit on the pseudo-data provides a cross section for the extracted t^* signal that indicates no bias in the fitting procedure.

As a check of our method, we also model the background using MC samples. As noted in section 4, the distribution of the simulated background samples is in agreement with the data. The background and signal MC templates are fit to the data to determine their contributions.

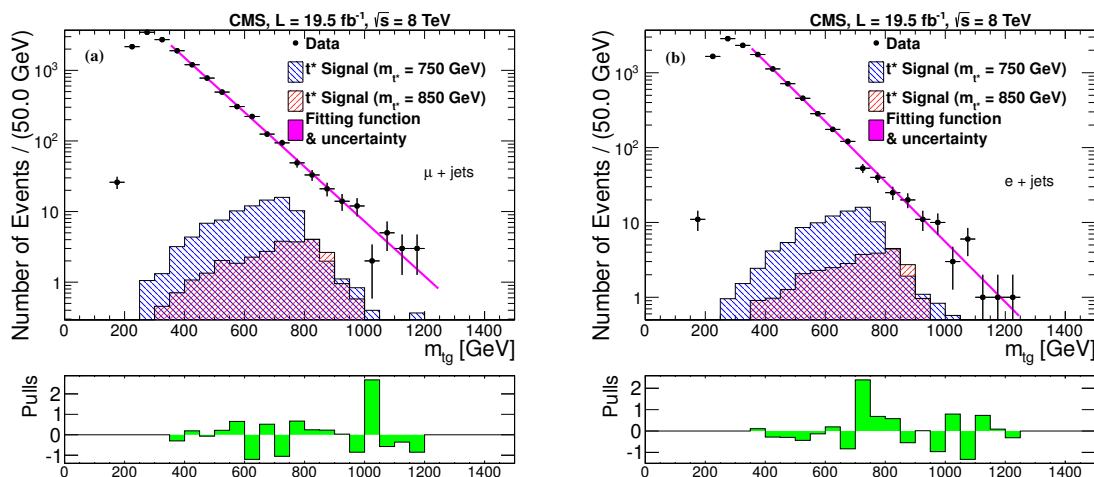


Figure 2. Reconstructed mass spectrum for the $t\bar{g}$ system in data (points), along with a fit of the background $f(m)$ of Equation (6.1) to the data in the μ +jets channel (a) and e +jets channel (b). The reconstructed masses correspond to the results of kinematic fits for the jet-quark assignments that provide the best match to the $t^*\bar{t}^*$ hypothesis. Also shown are the expectations of t^* signals for $m_{t^*} = 750$ and 850 GeV normalized to the integrated luminosity of the data. The lower panels show the “pulls” (the differences between observation and expectation, divided by the uncertainty in the expected values).

7 Systematic uncertainties

Systematic uncertainties influence the assessment of whether the $m_{t\bar{g}}$ distributions for the observed events are consistent with the presence of a signal, or with expectations from background alone. The dominant sources of systematic uncertainty are described below.

The uncertainties in the differential distributions for background are estimated from the uncertainties in the fitted parameters of Equation (6.1), and incorporated into the calculation of limits, as discussed in section 8. These uncertainties affect both the distribution and the normalization of the background. To determine the overall effect of these uncertainties, we perform limit setting calculations including and excluding the uncertainties and find a 5% effect on the mass limit from the uncertainty in background.

Given that the distributions of signal are based on simulation, we consider the impact of both experimental and theoretical sources of uncertainty. For each source, we adjust the relevant parameters in the simulation to produce alternative templates for signal. We take the relative differences between the templates for the alternative parameters and the templates produced using their nominal values to estimate the magnitude of the uncertainties in the final result. We also consider the effect of uncertainties in the differential distribution of the signal. These effects are small, as the mass reconstruction algorithm tends to change the particle momenta to meet the kinematic constraints and, in so doing, maintains the stability of the differential spectra.

The signal is affected by a variety of experimental sources of uncertainty. The integrated luminosity is known to a precision of 2.6% [42]. All jet energies are corrected using standard CMS JES constants [37]. We generate alternative distributions in $m_{t\bar{g}}$ after rescal-

Source	μ +jets	e+jets
Luminosity	2.6%	2.6%
JES	2.3–3.9%	2.2–4.1%
JER	<1%	<1%
Trigger efficiency	1.0%	1.0%
Lepton efficiency	0.9–1.3%	< 1%
b-tagging	0.6–1.5%	0.8–1.4%
Pileup	<1%	<1%
PDF	0.3–1.9%	1.3–1.9%
MC statistics	1.9%	2.0%

Table 1. Systematic uncertainties in the normalization of the t^*t^* templates. The specified ranges indicate the minimum and maximum uncertainties for the examined values of m_{t^*} .

ing the nominal jet energies by ± 1 standard deviation, using the known parametrization of these uncertainties as a function of jet p_T and η [37]. This rescaling is also propagated to the \cancel{p}_T . An observed difference in the jet energy resolution (JER) in simulation relative to data is taken into account by applying an η -dependent p_T smearing of 5–12% to the simulated jets, as required to match the measured resolution. The uncertainty affecting this extra correction is propagated to the expected m_{t_g} in a way similar to that used for the jet energy scale. The uncertainties from \cancel{p}_T are mostly included in the uncertainties in the jet energies. We also consider the uncertainty in any remaining “unclustered energy” not arising from one of the jets or lepton in the event, and find that its impact is negligible. Other sources of experimental uncertainty include those in trigger efficiencies and corrections to lepton identification efficiencies, which are measured using “tag-and-probe” methods [43] in the data and in simulation. The systematic uncertainty in b-tagging efficiency is estimated by changing the tagging and misidentification rates for b, c, or light-flavor jets according to the uncertainties estimated from data [38]. The systematic uncertainty from the modeling of pileup events is checked by changing the minimum-bias cross section by ± 1 standard deviation, which changes the average number of pileup events by $\pm 4\%$ [42].

We estimate the effect of theoretical uncertainties arising from the choice of PDF by changing the CTEQ PDF parameters within their estimated uncertainties, and measuring the effect on the simulated acceptance. We further check that a change of the renormalization and factorization scales from their nominal values has negligible impact on the signal.

The statistical uncertainties associated with the simulated samples are also taken into account as a systematic uncertainty in the measurement. Table 1 quantifies the uncertainties in the normalization of the signal from each of the above sources. As can be seen from the table, the luminosity and JES uncertainties generally dominate the overall signal uncertainty. Nevertheless, the uncertainties in the signal have less than 1% effect on the limit while those in the differential distribution of m_{t_g} for the background have a 5% impact on the limit.

Channel	Expected	Observed
μ +jets	689 GeV	680 GeV
e+jets	691 GeV	749 GeV
Combined	739 GeV	803 GeV

Table 2. Expected and observed lower limits on m_{t^*} (GeV) for a spin-3/2 t^* .

8 Statistical analysis and extraction of limits

We examine the top+jet mass spectrum for evidence of t^* quark decay into the top+gluon final state. The $t^*\bar{t}^*$ cross section determined by the fit described in section 6 is consistent with no signal for each tested value of m_{t^*} . In the absence of evidence for any excess, we set an upper bound on the inclusive $t^*\bar{t}^*$ production cross section (σ) using Bayesian statistics [1], and a uniform prior for a cross section of $\sigma > 0$. The systematic uncertainties for signal are included through “nuisance” parameters assuming log-normal priors that are integrated over in the process of computing the likelihood [44]. The combination of the function $f(m)$ for background and a template for signal is used in a log-likelihood fit to the data. The uncertainty in the differential distribution for the background is incorporated by integrating over the parameters of the fitted background assuming uniform priors. The integration over such nuisance parameters is performed over a sufficiently large range around the best-fit values to ensure that the results are stable. To combine the μ +jets and e+jets channels, we multiply the likelihoods for the two sets of lepton events. Many of the uncertainties are correlated between the two channels, and accounted for by requiring the corresponding nuisance parameters to have the same value in both channels. Expected limits are obtained by generating pseudo-experiments based on the fitted $f(m)$ (ignoring t^* signal), including the uncertainties on the fit, and repeating the above calculations as a function of m_{t^*} .

Figure 3 shows the observed and expected upper limits at 95% confidence level (CL) for the t^* -pair production cross section multiplied by its branching fraction into $t + g$, as a function of m_{t^*} . The lower limit for m_{t^*} is given by the value at which the upper limit intersects the leading-order spin-3/2 cross section from ref. [15]. This procedure yields an observed lower limit for m_{t^*} of 803 GeV for the combined muon and electron data, at 95% CL. The expected limit from pseudo-experiments is 739 GeV GeV. The limits are also listed separately for each channel in table 2. It should be noted that in extracting the lower limit on m_{t^*} , the uncertainties associated with the calculation of the theoretical curve have not been included. Neglect of the K -factor expected from extending the calculation to next-to-leading order implies that the quoted limit is conservative ($K = 1.8$ for $t\bar{t}b\bar{b}$ production at 14 TeV [46]), although changing the choice of QCD scale from the assumed value of m_{t^*} to $2m_{t^*}$ would decrease the cross section by a factor of ≈ 1.7 .

Although not the primary issue under consideration, figure 3 also shows the limits set for a spin-1/2 excited quark, based on the next-to-next-to-leading-order cross section calculated with the HATHOR (1.5) program [45]. Assuming the same signature for the decays of excited spin-1/2 and spin-3/2 top quarks, the expected lower limit on m_{t^*} for a

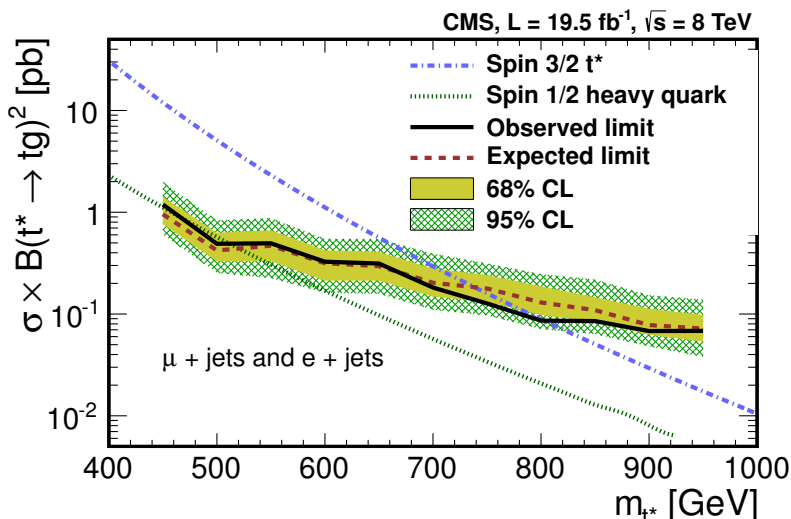


Figure 3. The observed (solid line) and expected (dashed line) 95% CL upper limits for the product of the inclusive $t^*\bar{t}^*$ production cross section and the branching fraction $B(t^* \rightarrow tg)$, as a function of the t^* mass, for the combined lepton data. The ranges for ± 1 and ± 2 standard deviations for the expected limits are shown by the bands. The theoretical cross section for the spin-3/2 model is shown by the dashed-dotted line [15]. Also shown is the theoretical cross section for producing an excited top-quark pair of spin-1/2 [45].

spin-1/2 excited quark is 521 GeV, at 95% CL. We exclude such quarks for masses $465 < m_{t^*} < 512$ GeV at 95% confidence.

The stability of the limit against changes in the shape of the m_{tg} distribution, due to signal events that are reconstructed using jets not from the decay of a t^* , is tested by breaking the signal template into components depending on the number of leading jets that come from a t^* decay. The components are varied by an amount appropriate from initial-state radiation variations and the limit recalculated. The limit is found to be stable under these variations.

As noted in section 6, we check the data-driven method by repeating the analysis using simulated distributions to represent the background. The limits obtained using this background estimation agree with our main result within the assigned uncertainties.

9 Summary

We have conducted a search for excited spin-3/2 top quarks (t^*) that are pair produced in pp interactions, with each t^* decaying exclusively to a standard model top quark and a gluon. Events that have a single muon or electron, and at least six jets, at least one of which is identified as a b-jet, are selected for analysis. Assuming $t^*\bar{t}^*$ production, a kinematic fit is performed to final-state objects to reconstruct t^* candidates in each event. The observed mass spectrum of the t-jet system, showing no significant deviation from predictions of the standard model, is used to set upper limits on the production of $t^*\bar{t}^*$ as a function of the t^* mass. By comparing the results with expectations for spin-3/2 excited

top quarks in an extension of the Randall-Sundrum model [13], we exclude t^* masses below 803 GeV at 95% confidence. This is the first dedicated search for an excited spin-3/2 top quark, and sets strong bounds on its existence.

Acknowledgments

We congratulate our colleagues in the CERN accelerator departments for the excellent performance of the LHC and thank the technical and administrative staffs at CERN and at other CMS institutes for their contributions to the success of the CMS effort. In addition, we gratefully acknowledge the computing centers and personnel of the Worldwide LHC Computing Grid for delivering so effectively the computing infrastructure essential to our analyses. Finally, we acknowledge the enduring support for the construction and operation of the LHC and the CMS detector provided by the following funding agencies: BMWF and FWF (Austria); FNRS and FWO (Belgium); CNPq, CAPES, FAPERJ, and FAPESP (Brazil); MEYS (Bulgaria); CERN; CAS, MoST, and NSFC (China); COLCIENCIAS (Colombia); MSES (Croatia); RPF (Cyprus); MoER, SF0690030s09 and ERDF (Estonia); Academy of Finland, MEC, and HIP (Finland); CEA and CNRS/IN2P3 (France); BMBF, DFG, and HGF (Germany); GSRT (Greece); OTKA and NKTH (Hungary); DAE and DST (India); IPM (Iran); SFI (Ireland); INFN (Italy); NRF and WCU (Republic of Korea); LAS (Lithuania); CINVESTAV, CONACYT, SEP, and UASLP-FAI (Mexico); MSI (New Zealand); PAEC (Pakistan); MSHE and NSC (Poland); FCT (Portugal); JINR (Armenia, Belarus, Georgia, Ukraine, Uzbekistan); MON, RosAtom, RAS and RFBR (Russia); MSTD (Serbia); SEIDI and CPAN (Spain); Swiss Funding Agencies (Switzerland); NSC (Taipei); ThEPCenter, IPST and NSTDA (Thailand); TUBITAK and TAEK (Turkey); NASU (Ukraine); STFC (United Kingdom); DOE and NSF (USA). Individuals have received support from the Marie-Curie programme and the European Research Council and EPLANET (European Union); the Leventis Foundation; the A. P. Sloan Foundation; the Alexander von Humboldt Foundation; the Belgian Federal Science Policy Office; the Fonds pour la Formation à la Recherche dans l'Industrie et dans l'Agriculture (FRIA-Belgium); the Agentschap voor Innovatie door Wetenschap en Technologie (IWT-Belgium); the Ministry of Education, Youth and Sports (MEYS) of Czech Republic; the Council of Science and Industrial Research, India; the Compagnia di San Paolo (Torino); the HOMING PLUS programme of Foundation for Polish Science, cofinanced by EU, Regional Development Fund; and the Thalys and Aristeia programmes cofinanced by EU-ESF and the Greek NSRF.

Open Access. This article is distributed under the terms of the Creative Commons Attribution License ([CC-BY 4.0](https://creativecommons.org/licenses/by/4.0/)), which permits any use, distribution and reproduction in any medium, provided the original author(s) and source are credited.

References

- [1] PARTICLE DATA GROUP collaboration, J. Beringer et al., *Review of Particle Physics (RPP)*, *Phys. Rev. D* **86** (2012) 010001 [[INSPIRE](https://arxiv.org/abs/1108.3544)].

- [2] H. Georgi, L. Kaplan, D. Morin and A. Schenk, *Effects of top compositeness*, *Phys. Rev. D* **51** (1995) 3888 [[hep-ph/9410307](#)] [[INSPIRE](#)].
- [3] B. Lillie, J. Shu and T.M.P. Tait, *Top compositeness at the Tevatron and LHC*, *JHEP* **04** (2008) 087 [[arXiv:0712.3057](#)] [[INSPIRE](#)].
- [4] A. Pomarol and J. Serra, *Top quark compositeness: Feasibility and implications*, *Phys. Rev. D* **78** (2008) 074026 [[arXiv:0806.3247](#)] [[INSPIRE](#)].
- [5] K. Kumar, T.M.P. Tait and R. Vega-Morales, *Manifestations of top compositeness at colliders*, *JHEP* **05** (2009) 022 [[arXiv:0901.3808](#)] [[INSPIRE](#)].
- [6] U. Baur, M. Spira and P.M. Zerwas, *Excited quark and lepton production at hadron colliders*, *Phys. Rev. D* **42** (1990) 815 [[INSPIRE](#)].
- [7] R.M. Harris, *Discovery mass reach for excited quarks at hadron colliders*, *eConf C* **960625** (1996) NEW164 [[hep-ph/9609319](#)] [[INSPIRE](#)].
- [8] ATLAS collaboration, *Observation of a new particle in the search for the Standard Model Higgs boson with the ATLAS detector at the LHC*, *Phys. Lett. B* **716** (2012) 1 [[arXiv:1207.7214](#)] [[INSPIRE](#)].
- [9] CMS collaboration, *Observation of a new boson at a mass of 125 GeV with the CMS experiment at the LHC*, *Phys. Lett. B* **716** (2012) 30 [[arXiv:1207.7235](#)] [[INSPIRE](#)].
- [10] CMS collaboration, *Observation of a new boson with mass near 125 GeV in pp collisions at $\sqrt{s} = 7$ and 8 TeV*, *JHEP* **06** (2013) 081 [[arXiv:1303.4571](#)] [[INSPIRE](#)].
- [11] L. Randall and R. Sundrum, *A large mass hierarchy from a small extra dimension*, *Phys. Rev. Lett.* **83** (1999) 3370 [[hep-ph/9905221](#)] [[INSPIRE](#)].
- [12] L. Randall and R. Sundrum, *An alternative to compactification*, *Phys. Rev. Lett.* **83** (1999) 4690 [[hep-th/9906064](#)] [[INSPIRE](#)].
- [13] B. Hassanain, J. March-Russell and J.G. Rosa, *On the possibility of light string resonances at the LHC and Tevatron from Randall-Sundrum throats*, *JHEP* **07** (2009) 077 [[arXiv:0904.4108](#)] [[INSPIRE](#)].
- [14] B. Moussallam and V. Soni, *Production of heavy spin 3/2 fermions in colliders*, *Phys. Rev. D* **39** (1989) 1883 [[INSPIRE](#)].
- [15] W.J. Stirling and E. Vryonidou, *Effect of spin-3/2 top quark excitation on $t\bar{t}$ production at the LHC*, *JHEP* **01** (2012) 055 [[arXiv:1110.1565](#)] [[INSPIRE](#)].
- [16] D.A. Dicus, D. Karabacak, S. Nandi and S.K. Rai, *Search for spin-3/2 quarks at the Large Hadron Collider*, *Phys. Rev. D* **87** (2013) 015023 [[arXiv:1208.5811](#)] [[INSPIRE](#)].
- [17] W. Rarita and J. Schwinger, *On a theory of particles with half integral spin*, *Phys. Rev.* **60** (1941) 61 [[INSPIRE](#)].
- [18] CMS collaboration, *Search for dijet resonances in 7 TeV pp collisions at CMS*, *Phys. Rev. Lett.* **105** (2010) 211801 [[arXiv:1010.0203](#)] [[INSPIRE](#)].
- [19] ATLAS collaboration, *ATLAS search for new phenomena in dijet mass and angular distributions using pp collisions at $\sqrt{s} = 7$ TeV*, *JHEP* **01** (2013) 029 [[arXiv:1210.1718](#)] [[INSPIRE](#)].
- [20] J. Alwall, M. Herquet, F. Maltoni, O. Mattelaer and T. Stelzer, *MadGraph 5: going beyond*, *JHEP* **06** (2011) 128 [[arXiv:1106.0522](#)] [[INSPIRE](#)].

- [21] CMS collaboration, *The CMS experiment at the CERN LHC*, 2008 *JINST* **3** S08004 [[INSPIRE](#)].
- [22] J. Pumplin et al., *New generation of parton distributions with uncertainties from global QCD analysis*, *JHEP* **07** (2002) 012 [[hep-ph/0201195](#)] [[INSPIRE](#)].
- [23] T. Sjöstrand, S. Mrenna and P.Z. Skands, *PYTHIA 6.4 Physics and Manual*, *JHEP* **05** (2006) 026 [[hep-ph/0603175](#)] [[INSPIRE](#)].
- [24] GEANT4 collaboration, S. Agostinelli et al., *GEANT4: A simulation toolkit*, *Nucl. Instrum. Meth. A* **506** (2003) 250 [[INSPIRE](#)].
- [25] N. Kidonakis and R. Vogt, *The theoretical top quark cross section at the Tevatron and the LHC*, *Phys. Rev. D* **78** (2008) 074005 [[arXiv:0805.3844](#)] [[INSPIRE](#)].
- [26] J.M. Campbell and R.K. Ellis, *MCFM for the Tevatron and the LHC*, *Nucl. Phys. Proc. Suppl.* **205-206** (2010) 10 [[arXiv:1007.3492](#)] [[INSPIRE](#)].
- [27] J.M. Campbell and R.K. Ellis, *An update on vector boson pair production at hadron colliders*, *Phys. Rev. D* **60** (1999) 113006 [[hep-ph/9905386](#)] [[INSPIRE](#)].
- [28] CMS collaboration, *Measurement of W^+W^- and ZZ production cross sections in pp collisions at $\sqrt{s} = 8$ TeV*, *Phys. Lett. B* **721** (2013) 190 [[arXiv:1301.4698](#)] [[INSPIRE](#)].
- [29] CMS collaboration, *Measurement of associated production of vector bosons and top quark-antiquark pairs at $\sqrt{s} = 7$ TeV*, *Phys. Rev. Lett.* **110** (2013) 172002 [[arXiv:1303.3239](#)] [[INSPIRE](#)].
- [30] CMS collaboration, *Particle-Flow Event Reconstruction in CMS and Performance for Jets, Taus and MET*, *CMS-PAS-PFT-09-001* (2009).
- [31] CMS collaboration, *Commissioning of the particle-flow event reconstruction with the first LHC collisions recorded in the CMS detector*, *CMS-PAS-PFT-10-001* (2010).
- [32] CMS collaboration, *Commissioning of the Particle-Flow reconstruction in Minimum-Bias and Jet Events from pp Collisions at 7 TeV*, *CMS-PAS-PFT-10-002* (2010).
- [33] CMS collaboration, *Commissioning of the particle-flow event reconstruction with leptons from J/ψ and W decays at 7 TeV*, *CMS-PAS-PFT-10-003* (2010).
- [34] CMS collaboration, *Performance of CMS muon reconstruction in pp collision events at $\sqrt{s} = 7$ TeV*, 2012 *JINST* **7** P10002 [[arXiv:1206.4071](#)] [[INSPIRE](#)].
- [35] W. Adam, R. Fruhwirth, A. Strandlie and T. Todorov, *Reconstruction of electrons with the Gaussian sum filter in the CMS tracker at LHC*, *eConf C* **0303241** (2003) TULT009 [[physics/0306087](#)] [[INSPIRE](#)].
- [36] M. Cacciari, G.P. Salam and G. Soyez, *The anti- k_t jet clustering algorithm*, *JHEP* **04** (2008) 063 [[arXiv:0802.1189](#)] [[INSPIRE](#)].
- [37] CMS collaboration, *Determination of jet energy calibration and transverse momentum resolution in CMS*, 2011 *JINST* **6** P11002 [[arXiv:1107.4277](#)] [[INSPIRE](#)].
- [38] CMS collaboration, *Identification of b -quark jets with the CMS experiment*, 2013 *JINST* **8** P04013 [[arXiv:1211.4462](#)] [[INSPIRE](#)].
- [39] M. Cacciari and G.P. Salam, *Pileup subtraction using jet areas*, *Phys. Lett. B* **659** (2008) 119 [[arXiv:0707.1378](#)] [[INSPIRE](#)].

- [40] CMS collaboration, *Measurement of the top-quark mass in $t\bar{t}$ events with lepton+jets final states in pp collisions at $\sqrt{s} = 7$ TeV*, *JHEP* **12** (2012) 105 [[arXiv:1209.2319](#)] [[INSPIRE](#)].
- [41] D0 collaboration, B. Abbott et al., *Direct measurement of the top quark mass at D0*, *Phys. Rev. D* **58** (1998) 052001 [[hep-ex/9801025](#)] [[INSPIRE](#)].
- [42] CMS Collaboration, *CMS Luminosity Based on Pixel Cluster Counting - Summer 2013 Update*, *CMS-PAS-LUM-13-001* (2013).
- [43] CMS collaboration, *Measurements of Inclusive W and Z Cross sections in pp Collisions at $\sqrt{s} = 7$ TeV*, *JHEP* **01** (2011) 080 [[arXiv:1012.2466](#)] [[INSPIRE](#)].
- [44] H.B. Prosper, *Small signal analysis in high-energy physics: A Bayesian approach*, *Phys. Rev. D* **37** (1988) 1153 [[INSPIRE](#)].
- [45] M. Aliev et al., *HATHOR: HAdronic Top and Heavy quarks crOss section calculatoR*, *Comput. Phys. Commun.* **182** (2011) 1034 [[arXiv:1007.1327](#)] [[INSPIRE](#)].
- [46] G. Bevilacqua, M. Czakon, C.G. Papadopoulos, R. Pittau and M. Worek, *Assault on the NLO wishlist: $pp \rightarrow t\bar{t}b\bar{b}$* , *JHEP* **09** (2009) 109 [[arXiv:0907.4723](#)] [[INSPIRE](#)].

The CMS collaboration

Yerevan Physics Institute, Yerevan, Armenia

S. Chatrchyan, V. Khachatryan, A.M. Sirunyan, A. Tumasyan

Institut für Hochenergiephysik der OeAW, Wien, Austria

W. Adam, T. Bergauer, M. Dragicevic, J. Erö, C. Fabjan¹, M. Friedl, R. Frühwirth¹, V.M. Ghete, N. Hörmann, J. Hrubec, M. Jeitler¹, W. Kiesenhofer, V. Knünz, M. Krammer¹, I. Krätschmer, D. Liko, I. Mikulec, D. Rabadý², B. Rahbaran, C. Rohringer, H. Rohringer, R. Schöfbeck, J. Strauss, A. Taurok, W. Treberer-Treberspurg, W. Waltenberger, C.-E. Wulz¹

National Centre for Particle and High Energy Physics, Minsk, Belarus

V. Mossolov, N. Shumeiko, J. Suarez Gonzalez

Universiteit Antwerpen, Antwerpen, Belgium

S. Alderweireldt, M. Bansal, S. Bansal, T. Cornelis, E.A. De Wolf, X. Janssen, A. Knutsson, S. Luyckx, L. Mucibello, S. Ochesanu, B. Roland, R. Rougny, Z. Staykova, H. Van Haevermaet, P. Van Mechelen, N. Van Remortel, A. Van Spilbeeck

Vrije Universiteit Brussel, Brussel, Belgium

F. Blekman, S. Blyweert, J. D'Hondt, A. Kalogeropoulos, J. Keaveney, M. Maes, A. Olbrechts, S. Tavernier, W. Van Doninck, P. Van Mulders, G.P. Van Onsem, I. Villella

Université Libre de Bruxelles, Bruxelles, Belgium

C. Caillol, B. Clerboux, G. De Lentdecker, L. Favart, A.P.R. Gay, T. Hreus, A. Léonard, P.E. Marage, A. Mohammadi, L. Perniè, T. Reis, T. Seva, L. Thomas, C. Vander Velde, P. Vanlaer, J. Wang

Ghent University, Ghent, Belgium

V. Adler, K. Beernaert, L. Benucci, A. Cimmino, S. Costantini, S. Dildick, G. Garcia, B. Klein, J. Lellouch, A. Marinov, J. McCartin, A.A. Ocampo Rios, D. Ryckbosch, M. Sigamani, N. Strobbe, F. Thyssen, M. Tytgat, S. Walsh, E. Yazgan, N. Zaganidis

Université Catholique de Louvain, Louvain-la-Neuve, Belgium

S. Basesmez, C. Beluffi³, G. Bruno, R. Castello, A. Caudron, L. Ceard, G.G. Da Silva, C. Delaere, T. du Pree, D. Favart, L. Forthomme, A. Giammanco⁴, J. Hollar, P. Jez, V. Lemaître, J. Liao, O. Militaru, C. Nuttens, D. Pagano, A. Pin, K. Piotrkowski, A. Popov⁵, M. Selvaggi, M. Vidal Marono, J.M. Vizan Garcia

Université de Mons, Mons, Belgium

N. Belyi, T. Caebergs, E. Daubie, G.H. Hammad

Centro Brasileiro de Pesquisas Físicas, Rio de Janeiro, Brazil

G.A. Alves, M. Correa Martins Junior, T. Martins, M.E. Pol, M.H.G. Souza

Universidade do Estado do Rio de Janeiro, Rio de Janeiro, Brazil

W.L. Aldá Júnior, W. Carvalho, J. Chinellato⁶, A. Custódio, E.M. Da Costa, D. De Jesus Damiao, C. De Oliveira Martins, S. Fonseca De Souza, H. Malbouisson, M. Malek, D. Matos

Figueiredo, L. Mundim, H. Nogima, W.L. Prado Da Silva, A. Santoro, A. Sznajder, E.J. Tonelli Manganote⁶, A. Vilela Pereira

Universidade Estadual Paulista^a, Universidade Federal do ABC^b, São Paulo, Brazil

C.A. Bernardes^b, F.A. Dias^{a,7}, T.R. Fernandez Perez Tomei^a, E.M. Gregores^b, C. Lagana^a, P.G. Mercadante^b, S.F. Novaes^a, Sandra S. Padula^a

Institute for Nuclear Research and Nuclear Energy, Sofia, Bulgaria

V. Genchev², P. Iaydjiev², S. Piperov, M. Rodozov, G. Sultanov, M. Vutova

University of Sofia, Sofia, Bulgaria

A. Dimitrov, R. Hadjiiska, V. Kozhuharov, L. Litov, B. Pavlov, P. Petkov

Institute of High Energy Physics, Beijing, China

J.G. Bian, G.M. Chen, H.S. Chen, C.H. Jiang, D. Liang, S. Liang, X. Meng, J. Tao, X. Wang, Z. Wang, H. Xiao

State Key Laboratory of Nuclear Physics and Technology, Peking University, Beijing, China

C. Asawatangtrakuldee, Y. Ban, Y. Guo, Q. Li, W. Li, S. Liu, Y. Mao, S.J. Qian, D. Wang, L. Zhang, W. Zou

Universidad de Los Andes, Bogota, Colombia

C. Avila, C.A. Carrillo Montoya, L.F. Chaparro Sierra, J.P. Gomez, B. Gomez Moreno, J.C. Sanabria

Technical University of Split, Split, Croatia

N. Godinovic, D. Lelas, R. Plestina⁸, D. Polic, I. Puljak

University of Split, Split, Croatia

Z. Antunovic, M. Kovac

Institute Rudjer Boskovic, Zagreb, Croatia

V. Brigljevic, K. Kadija, J. Luetic, D. Mekterovic, S. Morovic, L. Tikvica

University of Cyprus, Nicosia, Cyprus

A. Attikis, G. Mavromanolakis, J. Mousa, C. Nicolaou, F. Ptochos, P.A. Razis

Charles University, Prague, Czech Republic

M. Finger, M. Finger Jr.

Academy of Scientific Research and Technology of the Arab Republic of Egypt, Egyptian Network of High Energy Physics, Cairo, Egypt

A.A. Abdelalim⁹, Y. Assran¹⁰, S. Elgammal⁹, A. Ellithi Kamel¹¹, M.A. Mahmoud¹², A. Radi^{13,14}

National Institute of Chemical Physics and Biophysics, Tallinn, Estonia

M. Kadastik, M. Müntel, M. Murumaa, M. Raidal, L. Rebane, A. Tiko

Department of Physics, University of Helsinki, Helsinki, Finland

P. Eerola, G. Fedi, M. Voutilainen

Helsinki Institute of Physics, Helsinki, Finland

J. Härkönen, V. Karimäki, R. Kinnunen, M.J. Kortelainen, T. Lampén, K. Lassila-Perini, S. Lehti, T. Lindén, P. Luukka, T. Mäenpää, T. Peltola, E. Tuominen, J. Tuominiemi, E. Tuovinen, L. Wendland

Lappeenranta University of Technology, Lappeenranta, Finland

T. Tuuva

DSM/IRFU, CEA/Saclay, Gif-sur-Yvette, France

M. Besancon, F. Couderc, M. Dejardin, D. Denegri, B. Fabbro, J.L. Faure, F. Ferri, S. Ganjour, A. Givernaud, P. Gras, G. Hamel de Monchenault, P. Jarry, E. Locci, J. Malcles, L. Millischer, A. Nayak, J. Rander, A. Rosowsky, M. Titov

Laboratoire Leprince-Ringuet, Ecole Polytechnique, IN2P3-CNRS, Palaiseau, France

S. Baffioni, F. Beaudette, L. Benhabib, M. Bluj¹⁵, P. Busson, C. Charlot, N. Daci, T. Dahms, M. Dalchenko, L. Dobrzynski, A. Florent, R. Granier de Cassagnac, M. Hagnauer, P. Miné, C. Mironov, I.N. Naranjo, M. Nguyen, C. Ochando, P. Paganini, D. Sabes, R. Salerno, Y. Sirois, C. Veelken, A. Zabi

Institut Pluridisciplinaire Hubert Curien, Université de Strasbourg, Université de Haute Alsace Mulhouse, CNRS/IN2P3, Strasbourg, France

J.-L. Agram¹⁶, J. Andrea, D. Bloch, J.-M. Brom, E.C. Chabert, C. Collard, E. Conte¹⁶, F. Drouhin¹⁶, J.-C. Fontaine¹⁶, D. Gelé, U. Goerlach, C. Goetzmann, P. Juillot, A.-C. Le Bihan, P. Van Hove

Centre de Calcul de l'Institut National de Physique Nucleaire et de Physique des Particules, CNRS/IN2P3, Villeurbanne, France

S. Gadrat

Université de Lyon, Université Claude Bernard Lyon 1, CNRS-IN2P3, Institut de Physique Nucléaire de Lyon, Villeurbanne, France

S. Beauceron, N. Beaupere, G. Boudoul, S. Brochet, J. Chasserat, R. Chierici, D. Contardo, P. Depasse, H. El Mamouni, J. Fan, J. Fay, S. Gascon, M. Gouzevitch, B. Ille, T. Kurca, M. Lethuillier, L. Mirabito, S. Perries, L. Sgandurra, V. Sordini, M. Vander Donckt, P. Verdier, S. Viret

Institute of High Energy Physics and Informatization, Tbilisi State University, Tbilisi, Georgia

Z. Tsamalaidze¹⁷

RWTH Aachen University, I. Physikalisches Institut, Aachen, Germany

C. Autermann, S. Beranek, M. Bontenackels, B. Calpas, M. Edelhoff, L. Feld, N. Heracleous, O. Hindrichs, K. Klein, A. Ostapchuk, A. Perieanu, F. Raupach, J. Sammet, S. Schael, D. Sprenger, H. Weber, B. Wittmer, V. Zhukov⁵

RWTH Aachen University, III. Physikalisches Institut A, Aachen, Germany

M. Ata, J. Caudron, E. Dietz-Laursonn, D. Duchardt, M. Erdmann, R. Fischer, A. Güth, T. Hebbeker, C. Heidemann, K. Hoepfner, D. Klingebiel, S. Knutzen, P. Kreuzer, M. Merschmeyer, A. Meyer, M. Olschewski, K. Padeken, P. Papacz, H. Pieta, H. Reithler, S.A. Schmitz, L. Sonnenschein, J. Steggemann, D. Teyssier, S. Thüer, M. Weber

RWTH Aachen University, III. Physikalisches Institut B, Aachen, Germany

V. Cherepanov, Y. Erdogan, G. Flügge, H. Geenen, M. Geisler, W. Haj Ahmad, F. Hoehle, B. Kargoll, T. Kress, Y. Kuessel, J. Lingemann², A. Nowack, I.M. Nugent, L. Perchalla, O. Pooth, A. Stahl

Deutsches Elektronen-Synchrotron, Hamburg, Germany

I. Asin, N. Bartosik, J. Behr, W. Behrenhoff, U. Behrens, A.J. Bell, M. Bergholz¹⁸, A. Bethani, K. Borras, A. Burgmeier, A. Cakir, L. Calligaris, A. Campbell, S. Choudhury, F. Costanza, C. Diez Pardos, S. Dooling, T. Dorland, G. Eckerlin, D. Eckstein, G. Flucke, A. Geiser, I. Glushkov, A. Grebenyuk, P. Gunnellini, S. Habib, J. Hauk, G. Hellwig, D. Horton, H. Jung, M. Kasemann, P. Katsas, C. Kleinwort, H. Kluge, M. Krämer, D. Krücker, E. Kuznetsova, W. Lange, J. Leonard, K. Lipka, W. Lohmann¹⁸, B. Lutz, R. Mankel, I. Marfin, I.-A. Melzer-Pellmann, A.B. Meyer, J. Mnich, A. Mussgiller, S. Naumann-Emme, O. Novgorodova, F. Nowak, J. Olzem, H. Perrey, A. Petrukhin, D. Pitzl, R. Placakyte, A. Raspereza, P.M. Ribeiro Cipriano, C. Riedl, E. Ron, M.Ö. Sahin, J. Salfeld-Nebgen, R. Schmidt¹⁸, T. Schoerner-Sadenius, N. Sen, M. Stein, R. Walsh, C. Wissing

University of Hamburg, Hamburg, Germany

M. Aldaya Martin, V. Blobel, H. Enderle, J. Erfle, E. Garutti, U. Gebbert, M. Görner, M. Gosselink, J. Haller, K. Heine, R.S. Höing, G. Kaussen, H. Kirschenmann, R. Klanner, R. Kogler, J. Lange, I. Marchesini, T. Peiffer, N. Pietsch, D. Rathjens, C. Sander, H. Schettler, P. Schleper, E. Schlieckau, A. Schmidt, M. Schröder, T. Schum, M. Seidel, J. Sibille¹⁹, V. Sola, H. Stadie, G. Steinbrück, J. Thomsen, D. Troendle, E. Usai, L. Vanelderden

Institut für Experimentelle Kernphysik, Karlsruhe, Germany

C. Barth, C. Baus, J. Berger, C. Böser, E. Butz, T. Chwalek, W. De Boer, A. Descroix, A. Dierlamm, M. Feindt, M. Guthoff², F. Hartmann², T. Hauth², H. Held, K.H. Hoffmann, U. Husemann, I. Katkov⁵, J.R. Komaragiri, A. Kornmayer², P. Lobelle Pardo, D. Martschei, Th. Müller, M. Niegel, A. Nürnberg, O. Oberst, J. Ott, G. Quast, K. Rabbertz, F. Ratnikov, S. Röcker, F.-P. Schilling, G. Schott, H.J. Simonis, F.M. Stober, R. Ulrich, J. Wagner-Kuhr, S. Wayand, T. Weiler, M. Zeise

Institute of Nuclear and Particle Physics (INPP), NCSR Demokritos, Aghia Paraskevi, Greece

G. Anagnostou, G. Daskalakis, T. Geralis, S. Kesisoglou, A. Kyriakis, D. Loukas, A. Markou, C. Markou, E. Ntomari, I. Topsisiotis

University of Athens, Athens, Greece

L. Gouskos, A. Panagiotou, N. Saoulidou, E. Stiliaris

University of Ioánnina, Ioánnina, Greece

X. Aslanoglou, I. Evangelou, G. Flouris, C. Foudas, P. Kokkas, N. Manthos, I. Papadopoulos, E. Paradas

Wigner Research Centre for Physics, Budapest, Hungary

G. Bencze, C. Hajdu, P. Hidas, D. Horvath²⁰, F. Sikler, V. Veszpremi, G. Vesztergombi²¹, A.J. Zsigmond

Institute of Nuclear Research ATOMKI, Debrecen, Hungary

N. Beni, S. Czellar, J. Molnar, J. Palinkas, Z. Szillasi

University of Debrecen, Debrecen, Hungary

J. Karancsi, P. Raics, Z.L. Trocsanyi, B. Ujvari

National Institute of Science Education and Research, Bhubaneswar, India

S.K. Swain²²

Panjab University, Chandigarh, India

S.B. Beri, V. Bhatnagar, N. Dhingra, R. Gupta, M. Kaur, M.Z. Mehta, M. Mittal, N. Nishu, A. Sharma, J.B. Singh

University of Delhi, Delhi, India

Ashok Kumar, Arun Kumar, S. Ahuja, A. Bhardwaj, B.C. Choudhary, S. Malhotra, M. Naimuddin, K. Ranjan, P. Saxena, V. Sharma, R.K. Shivpuri

Saha Institute of Nuclear Physics, Kolkata, India

S. Banerjee, S. Bhattacharya, K. Chatterjee, S. Dutta, B. Gomber, Sa. Jain, Sh. Jain, R. Khurana, A. Modak, S. Mukherjee, D. Roy, S. Sarkar, M. Sharan, A.P. Singh

Bhabha Atomic Research Centre, Mumbai, India

A. Abdulsalam, D. Dutta, S. Kailas, V. Kumar, A.K. Mohanty², L.M. Pant, P. Shukla, A. Topkar

Tata Institute of Fundamental Research - EHEP, Mumbai, India

T. Aziz, R.M. Chatterjee, S. Ganguly, S. Ghosh, M. Guchait²³, A. Gurtu²⁴, G. Kole, S. Kumar, M. Maity²⁵, G. Majumder, K. Mazumdar, G.B. Mohanty, B. Parida, K. Sudhakar, N. Wickramage²⁶

Tata Institute of Fundamental Research - HECR, Mumbai, India

S. Banerjee, S. Dugad

Institute for Research in Fundamental Sciences (IPM), Tehran, Iran

H. Arfaei, H. Bakhshiansohi, S.M. Etesami²⁷, A. Fahim²⁸, A. Jafari, M. Khakzad, M. Mohammadi Najafabadi, S. Paktinat Mehdiabadi, B. Safarzadeh²⁹, M. Zeinali

University College Dublin, Dublin, Ireland

M. Grunewald

INFN Sezione di Bari^a, Università di Bari^b, Politecnico di Bari^c, Bari, Italy

M. Abbrescia^{a,b}, L. Barbone^{a,b}, C. Calabria^{a,b}, S.S. Chhibra^{a,b}, A. Colaleo^a, D. Creanza^{a,c}, N. De Filippis^{a,c}, M. De Palma^{a,b}, L. Fiore^a, G. Iaselli^{a,c}, G. Maggi^{a,c}, M. Maggi^a, B. Marangelli^{a,b}, S. My^{a,c}, S. Nuzzo^{a,b}, N. Pacifico^a, A. Pompili^{a,b}, G. Pugliese^{a,c}, G. Selvaggi^{a,b}, L. Silvestris^a, G. Singh^{a,b}, R. Venditti^{a,b}, P. Verwilligen^a, G. Zito^a

INFN Sezione di Bologna^a, Università di Bologna^b, Bologna, Italy

G. Abbiendi^a, A.C. Benvenuti^a, D. Bonacorsi^{a,b}, S. Braibant-Giacomelli^{a,b}, L. Brigliadori^{a,b}, R. Campanini^{a,b}, P. Capiluppi^{a,b}, A. Castro^{a,b}, F.R. Cavallo^a, G. Codispoti^{a,b}, M. Cuffiani^{a,b}, G.M. Dallavalle^a, F. Fabbri^a, A. Fanfani^{a,b}, D. Fasanella^{a,b}, P. Giacomelli^a, C. Grandi^a, L. Guiducci^{a,b}, S. Marcellini^a, G. Masetti^a, M. Meneghelli^{a,b}, A. Montanari^a, F.L. Navarria^{a,b}, F. Odorici^a, A. Perrotta^a, F. Primavera^{a,b}, A.M. Rossi^{a,b}, T. Rovelli^{a,b}, G.P. Siroli^{a,b}, N. Tosi^{a,b}, R. Travaglini^{a,b}

INFN Sezione di Catania^a, Università di Catania^b, Catania, Italy

S. Albergo^{a,b}, M. Chiorboli^{a,b}, S. Costa^{a,b}, F. Giordano^{a,2}, R. Potenza^{a,b}, A. Tricomi^{a,b}, C. Tuve^{a,b}

INFN Sezione di Firenze^a, Università di Firenze^b, Firenze, Italy

G. Barbagli^a, V. Ciulli^{a,b}, C. Civinini^a, R. D'Alessandro^{a,b}, E. Focardi^{a,b}, S. Frosali^{a,b}, E. Gallo^a, S. Gonzi^{a,b}, V. Gori^{a,b}, P. Lenzi^{a,b}, M. Meschini^a, S. Paoletti^a, G. Sguazzoni^a, A. Tropiano^{a,b}

INFN Laboratori Nazionali di Frascati, Frascati, Italy

L. Benussi, S. Bianco, F. Fabbri, D. Piccolo

INFN Sezione di Genova^a, Università di Genova^b, Genova, Italy

P. Fabbriatore^a, R. Ferretti^{a,b}, F. Ferro^a, M. Lo Vetere^{a,b}, R. Musenich^a, E. Robutti^a, S. Tosi^{a,b}

INFN Sezione di Milano-Bicocca^a, Università di Milano-Bicocca^b, Milano, Italy

A. Benaglia^a, M.E. Dinardo^{a,b}, S. Fiorendi^{a,b}, S. Gennai^a, A. Ghezzi^{a,b}, P. Govoni^{a,b}, M.T. Lucchini^{a,b,2}, S. Malvezzi^a, R.A. Manzoni^{a,b,2}, A. Martelli^{a,b,2}, D. Menasce^a, L. Moroni^a, M. Paganoni^{a,b}, D. Pedrini^a, S. Ragazzi^{a,b}, N. Redaelli^a, T. Tabarelli de Fatis^{a,b}

INFN Sezione di Napoli^a, Università di Napoli 'Federico II'^b, Università della Basilicata (Potenza)^c, Università G. Marconi (Roma)^d, Napoli, Italy

S. Buontempo^a, N. Cavallo^{a,c}, A. De Cosa^{a,b}, F. Fabozzi^{a,c}, A.O.M. Iorio^{a,b}, L. Lista^a, S. Meola^{a,d,2}, M. Merola^a, P. Paolucci^{a,2}

INFN Sezione di Padova^a, Università di Padova^b, Università di Trento (Trento)^c, Padova, Italy

P. Azzi^a, N. Bacchetta^a, M. Bellato^a, M. Biasotto^{a,30}, D. Bisello^{a,b}, A. Branca^{a,b}, R. Carlin^{a,b}, P. Checchia^a, T. Dorigo^a, M. Galanti^{a,b,2}, F. Gasparini^{a,b}, U. Gasparini^{a,b}, P. Giubilato^{a,b}, A. Gozzelino^a, K. Kanishchev^{a,c}, S. Lacaprara^a, I. Lazzizzera^{a,c},

M. Margoni^{a,b}, A.T. Meneguzzo^{a,b}, N. Pozzobon^{a,b}, P. Ronchese^{a,b}, M. Sgaravatto^a, F. Simonetto^{a,b}, E. Torassa^a, M. Tosi^{a,b}, A. Triossi^a, S. Ventura^a, P. Zotto^{a,b}, A. Zucchetta^{a,b}, G. Zumerle^{a,b}

INFN Sezione di Pavia^a, Università di Pavia^b, Pavia, Italy

M. Gabusi^{a,b}, S.P. Ratti^{a,b}, C. Riccardi^{a,b}, P. Vitulo^{a,b}

INFN Sezione di Perugia^a, Università di Perugia^b, Perugia, Italy

M. Biasini^{a,b}, G.M. Bilei^a, L. Fanò^{a,b}, P. Lariccia^{a,b}, G. Mantovani^{a,b}, M. Menichelli^a, A. Nappi^{a,b,†}, F. Romeo^{a,b}, A. Saha^a, A. Santocchia^{a,b}, A. Spiezia^{a,b}

INFN Sezione di Pisa^a, Università di Pisa^b, Scuola Normale Superiore di Pisa^c, Pisa, Italy

K. Androsov^{a,31}, P. Azzurri^a, G. Bagliesi^a, J. Bernardini^a, T. Boccali^a, G. Broccolo^{a,c}, R. Castaldi^a, M.A. Ciocci^a, R.T. D'Agnolo^{a,c,2}, R. Dell'Orso^a, F. Fiori^{a,c}, L. Foà^{a,c}, A. Giassi^a, M.T. Grippo^{a,31}, A. Kraan^a, F. Ligabue^{a,c}, T. Lomtadze^a, L. Martini^{a,31}, A. Messineo^{a,b}, C.S. Moon^a, F. Palla^a, A. Rizzi^{a,b}, A. Savoy-Navarro^{a,32}, A.T. Serban^a, P. Spagnolo^a, P. Squillacioti^a, R. Tenchini^a, G. Tonelli^{a,b}, A. Venturi^a, P.G. Verdini^a, C. Vernieri^{a,c}

INFN Sezione di Roma^a, Università di Roma^b, Roma, Italy

L. Barone^{a,b}, F. Cavallari^a, D. Del Re^{a,b}, M. Diemoz^a, M. Grassi^{a,b}, E. Longo^{a,b}, F. Margaroli^{a,b}, P. Meridiani^a, F. Micheli^{a,b}, S. Nourbakhsh^{a,b}, G. Organtini^{a,b}, R. Paramatti^a, S. Rahatlou^{a,b}, C. Rovelli^a, L. Soffi^{a,b}

INFN Sezione di Torino^a, Università di Torino^b, Università del Piemonte Orientale (Novara)^c, Torino, Italy

N. Amapane^{a,b}, R. Arcidiacono^{a,c}, S. Argiro^{a,b}, M. Arneodo^{a,c}, R. Bellan^{a,b}, C. Biino^a, N. Cartiglia^a, S. Casasso^{a,b}, M. Costa^{a,b}, A. Degano^{a,b}, N. Demaria^a, C. Mariotti^a, S. Maselli^a, E. Migliore^{a,b}, V. Monaco^{a,b}, M. Musich^a, M.M. Obertino^{a,c}, N. Pastrone^a, M. Pelliccioni^{a,2}, A. Potenza^{a,b}, A. Romero^{a,b}, M. Ruspa^{a,c}, R. Sacchi^{a,b}, A. Solano^{a,b}, A. Staiano^a, U. Tamponi^a

INFN Sezione di Trieste^a, Università di Trieste^b, Trieste, Italy

S. Belforte^a, V. Candelise^{a,b}, M. Casarsa^a, F. Cossutti^{a,2}, G. Della Ricca^{a,b}, B. Gobbo^a, C. La Licata^{a,b}, M. Marone^{a,b}, D. Montanino^{a,b}, A. Penzo^a, A. Schizzi^{a,b}, A. Zanetti^a

Kangwon National University, Chunchon, Korea

S. Chang, T.Y. Kim, S.K. Nam

Kyungpook National University, Daegu, Korea

D.H. Kim, G.N. Kim, J.E. Kim, D.J. Kong, S. Lee, Y.D. Oh, H. Park, D.C. Son

Chonnam National University, Institute for Universe and Elementary Particles, Kwangju, Korea

J.Y. Kim, Zero J. Kim, S. Song

Korea University, Seoul, Korea

S. Choi, D. Gyun, B. Hong, M. Jo, H. Kim, T.J. Kim, K.S. Lee, S.K. Park, Y. Roh

University of Seoul, Seoul, Korea

M. Choi, J.H. Kim, C. Park, I.C. Park, S. Park, G. Ryu

Sungkyunkwan University, Suwon, Korea

Y. Choi, Y.K. Choi, J. Goh, M.S. Kim, E. Kwon, B. Lee, J. Lee, S. Lee, H. Seo, I. Yu

Vilnius University, Vilnius, Lithuania

I. Grigelionis, A. Juodagalvis

Centro de Investigacion y de Estudios Avanzados del IPN, Mexico City, Mexico

H. Castilla-Valdez, E. De La Cruz-Burelo, I. Heredia-de La Cruz³³, R. Lopez-Fernandez, J. Martínez-Ortega, A. Sanchez-Hernandez, L.M. Villasenor-Cendejas

Universidad Iberoamericana, Mexico City, Mexico

S. Carrillo Moreno, F. Vazquez Valencia

Benemerita Universidad Autonoma de Puebla, Puebla, Mexico

H.A. Salazar Ibarguen

Universidad Autónoma de San Luis Potosí, San Luis Potosí, Mexico

E. Casimiro Linares, A. Morelos Pineda, M.A. Reyes-Santos

University of Auckland, Auckland, New Zealand

D. Krofcheck

University of Canterbury, Christchurch, New Zealand

P.H. Butler, R. Doesburg, S. Reucroft, H. Silverwood

National Centre for Physics, Quaid-I-Azam University, Islamabad, Pakistan

M. Ahmad, M.I. Asghar, J. Butt, H.R. Hoorani, W.A. Khan, T. Khurshid, S. Qazi, M. Shoaib

National Centre for Nuclear Research, Swierk, Poland

H. Bialkowska, B. Boimska, T. Frueboes, M. Górski, M. Kazana, K. Nawrocki, K. Romanowska-Rybinska, M. Szeleper, G. Wrochna, P. Zalewski

Institute of Experimental Physics, Faculty of Physics, University of Warsaw, Warsaw, Poland

G. Brona, K. Bunkowski, M. Cwiok, W. Dominik, K. Doroba, A. Kalinowski, M. Konecki, J. Krolikowski, M. Misiura, W. Wolszczak

Laboratório de Instrumentação e Física Experimental de Partículas, Lisboa, Portugal

N. Almeida, P. Bargassa, C. Beirão Da Cruz E Silva, P. Faccioli, P.G. Ferreira Parracho, M. Gallinaro, F. Nguyen, J. Rodrigues Antunes, J. Seixas², J. Varela, P. Vischia

Joint Institute for Nuclear Research, Dubna, Russia

S. Afanasiev, P. Bunin, M. Gavrilenko, I. Golutvin, I. Gorbunov, A. Kamenev, V. Karjavin, V. Konoplyanikov, A. Lanev, A. Malakhov, V. Matveev, P. Moisezenz, V. Palichik, V. Perelygin, S. Shmatov, N. Skatchkov, V. Smirnov, A. Zarubin

Petersburg Nuclear Physics Institute, Gatchina (St. Petersburg), Russia

S. Evstyukhin, V. Golovtsov, Y. Ivanov, V. Kim, P. Levchenko, V. Murzin, V. Oreshkin, I. Smirnov, V. Sulimov, L. Uvarov, S. Vavilov, A. Vorobyev, An. Vorobyev

Institute for Nuclear Research, Moscow, Russia

Yu. Andreev, A. Dermenev, S. Gninenko, N. Golubev, M. Kirsanov, N. Krasnikov, A. Pashenkov, D. Tlisov, A. Toropin

Institute for Theoretical and Experimental Physics, Moscow, Russia

V. Epshteyn, M. Erofeeva, V. Gavrilov, N. Lychkovskaya, V. Popov, G. Safronov, S. Semenov, A. Spiridonov, V. Stolin, E. Vlasov, A. Zhokin

P.N. Lebedev Physical Institute, Moscow, Russia

V. Andreev, M. Azarkin, I. Dremin, M. Kirakosyan, A. Leonidov, G. Mesyats, S.V. Rusakov, A. Vinogradov

Skobeltsyn Institute of Nuclear Physics, Lomonosov Moscow State University, Moscow, Russia

A. Belyaev, E. Boos, V. Bunichev, M. Dubinin⁷, L. Dudko, A. Ershov, A. Gribushin, V. Klyukhin, O. Kodolova, I. Lokhtin, A. Markina, S. Obraztsov, S. Petrushanko, V. Savrin

State Research Center of Russian Federation, Institute for High Energy Physics, Protvino, Russia

I. Azhgirey, I. Bayshev, S. Bitioukov, V. Kachanov, A. Kalinin, D. Konstantinov, V. Krychkin, V. Petrov, R. Ryutin, A. Sobol, L. Tourtchanovitch, S. Troshin, N. Tyurin, A. Uzunian, A. Volkov

University of Belgrade, Faculty of Physics and Vinca Institute of Nuclear Sciences, Belgrade, Serbia

P. Adzic³⁴, M. Djordjevic, M. Ekmedzic, D. Krpic³⁴, J. Milosevic

Centro de Investigaciones Energéticas Medioambientales y Tecnológicas (CIEMAT), Madrid, Spain

M. Aguilar-Benitez, J. Alcaraz Maestre, C. Battilana, E. Calvo, M. Cerrada, M. Chamizo Llatas², N. Colino, B. De La Cruz, A. Delgado Peris, D. Domínguez Vázquez, C. Fernandez Bedoya, J.P. Fernández Ramos, A. Ferrando, J. Flix, M.C. Fouz, P. Garcia-Abia, O. Gonzalez Lopez, S. Goy Lopez, J.M. Hernandez, M.I. Josa, G. Merino, E. Navarro De Martino, J. Puerta Pelayo, A. Quintario Olmeda, I. Redondo, L. Romero, J. Santaolalla, M.S. Soares, C. Willmott

Universidad Autónoma de Madrid, Madrid, Spain

C. Albajar, J.F. de Trocóniz

Universidad de Oviedo, Oviedo, Spain

H. Brun, J. Cuevas, J. Fernandez Menendez, S. Folgueras, I. Gonzalez Caballero, L. Lloret Iglesias, J. Piedra Gomez

Instituto de Física de Cantabria (IFCA), CSIC-Universidad de Cantabria, Santander, Spain

J.A. Brochero Cifuentes, I.J. Cabrillo, A. Calderon, S.H. Chuang, J. Duarte Campderros, M. Fernandez, G. Gomez, J. Gonzalez Sanchez, A. Graziano, C. Jorda, A. Lopez Virto, J. Marco, R. Marco, C. Martinez Rivero, F. Matorras, F.J. Munoz Sanchez, T. Rodrigo, A.Y. Rodríguez-Marrero, A. Ruiz-Jimeno, L. Scodellaro, I. Vila, R. Vilar Cortabitarte

CERN, European Organization for Nuclear Research, Geneva, Switzerland

D. Abbaneo, E. Auffray, G. Auzinger, M. Bachtis, P. Baillon, A.H. Ball, D. Barney, J. Bendavid, J.F. Benitez, C. Bernet⁸, G. Bianchi, P. Bloch, A. Bocci, A. Bonato, O. Bondu, C. Botta, H. Breuker, T. Camporesi, G. Cerminara, T. Christiansen, J.A. Coarasa Perez, S. Colafranceschi³⁵, M. D'Alfonso, D. d'Enterria, A. Dabrowski, A. David, F. De Guio, A. De Roeck, S. De Visscher, S. Di Guida, M. Dobson, N. Dupont-Sagorin, A. Elliott-Peisert, J. Eugster, W. Funk, G. Georgiou, M. Giffels, D. Gigi, K. Gill, D. Giordano, M. Girone, M. Giunta, F. Glege, R. Gomez-Reino Garrido, S. Gowdy, R. Guida, J. Hammer, M. Hansen, P. Harris, C. Hartl, A. Hinzmann, V. Innocente, P. Janot, E. Karavakis, K. Kousouris, K. Krajczar, P. Lecoq, Y.-J. Lee, C. Lourenço, N. Magini, L. Malgeri, M. Mannelli, L. Masetti, F. Meijers, S. Mersi, E. Meschi, R. Moser, M. Mulders, P. Musella, E. Nesvold, L. Orsini, E. Palencia Cortezon, E. Perez, L. Perrozzi, A. Petrilli, A. Pfeiffer, M. Pierini, M. Pimiä, D. Piparo, M. Plagge, L. Quertenmont, A. Racz, W. Reece, G. Rolandi³⁶, M. Rovere, H. Sakulin, F. Santanastasio, C. Schäfer, C. Schwick, I. Segoni, S. Sekmen, A. Sharma, P. Siegrist, P. Silva, M. Simon, P. Sphicas³⁷, D. Spiga, M. Stoye, A. Tsirou, G.I. Veres²¹, J.R. Vlimant, H.K. Wöhri, S.D. Worm³⁸, W.D. Zeuner

Paul Scherrer Institut, Villigen, Switzerland

W. Bertl, K. Deiters, W. Erdmann, K. Gabathuler, R. Horisberger, Q. Ingram, H.C. Kaestli, S. König, D. Kotlinski, U. Langenegger, D. Renker, T. Rohe

Institute for Particle Physics, ETH Zurich, Zurich, Switzerland

F. Bachmair, L. Bäni, L. Bianchini, P. Bortignon, M.A. Buchmann, B. Casal, N. Chanon, A. Deisher, G. Dissertori, M. Dittmar, M. Donegà, M. Dünser, P. Eller, K. Freudenreich, C. Grab, D. Hits, P. Lecomte, W. Lustermann, B. Mangano, A.C. Marini, P. Martinez Ruiz del Arbol, D. Meister, N. Mohr, F. Moortgat, C. Nägeli³⁹, P. Nef, F. Nessi-Tedaldi, F. Pandolfi, L. Pape, F. Pauss, M. Peruzzi, F.J. Ronga, M. Rossini, L. Sala, A.K. Sanchez, A. Starodumov⁴⁰, B. Stieger, M. Takahashi, L. Tauscher[†], A. Thea, K. Theofilatos, D. Treille, C. Urscheler, R. Wallny, H.A. Weber

Universität Zürich, Zurich, Switzerland

C. AMSler⁴¹, V. Chiochia, C. Favaro, M. Ivova Rikova, B. Kilminster, B. Millan Mejias, P. Robmann, H. Snoek, S. Taroni, M. Verzetti, Y. Yang

National Central University, Chung-Li, Taiwan

M. Cardaci, K.H. Chen, C. Ferro, C.M. Kuo, S.W. Li, W. Lin, Y.J. Lu, R. Volpe, S.S. Yu

National Taiwan University (NTU), Taipei, Taiwan

P. Bartalini, P. Chang, Y.H. Chang, Y.W. Chang, Y. Chao, K.F. Chen, C. Dietz, U. Grundler, W.-S. Hou, Y. Hsiung, K.Y. Kao, Y.J. Lei, R.-S. Lu, D. Majumder, E. Petrakou, X. Shi, J.G. Shiu, Y.M. Tzeng, M. Wang

Chulalongkorn University, Bangkok, Thailand

B. Asavapibhop, N. Suwonjandee

Cukurova University, Adana, Turkey

A. Adiguzel, M.N. Bakirci⁴², S. Cerci⁴³, C. Dozen, I. Dumanoglu, E. Eskut, S. Girgis, G. Gokbulut, E. Gurpinar, I. Hos, E.E. Kangal, A. Kayis Topaksu, G. Onengut⁴⁴, K. Ozdemir, S. Ozturk⁴², A. Polatoz, K. Sogut⁴⁵, D. Sunar Cerci⁴³, B. Tali⁴³, H. Topakli⁴², M. Vergili

Middle East Technical University, Physics Department, Ankara, Turkey

I.V. Akin, T. Aliev, B. Bilin, S. Bilmis, M. Deniz, H. Gamsizkan, A.M. Guler, G. Karapinar⁴⁶, K. Ocalan, A. Ozpineci, M. Serin, R. Sever, U.E. Surat, M. Yalvac, M. Zeyrek

Bogazici University, Istanbul, Turkey

E. Gülmez, B. Isildak⁴⁷, M. Kaya⁴⁸, O. Kaya⁴⁸, S. Ozkorucuklu⁴⁹, N. Sonmez⁵⁰

Istanbul Technical University, Istanbul, Turkey

H. Bahtiyar⁵¹, E. Barlas, K. Cankocak, Y.O. Günaydin⁵², F.I. Vardarli, M. Yücel

National Scientific Center, Kharkov Institute of Physics and Technology, Kharkov, Ukraine

L. Levchuk, P. Sorokin

University of Bristol, Bristol, United Kingdom

J.J. Brooke, E. Clement, D. Cussans, H. Flacher, R. Frazier, J. Goldstein, M. Grimes, G.P. Heath, H.F. Heath, L. Kreczko, C. Lucas, Z. Meng, S. Metson, D.M. Newbold³⁸, K. Nirunpong, S. Paramesvaran, A. Poll, S. Senkin, V.J. Smith, T. Williams

Rutherford Appleton Laboratory, Didcot, United Kingdom

K.W. Bell, A. Belyaev⁵³, C. Brew, R.M. Brown, D.J.A. Cockerill, J.A. Coughlan, K. Harder, S. Harper, J. Ilic, E. Olaiya, D. Petyt, B.C. Radburn-Smith, C.H. Shepherd-Themistocleous, I.R. Tomalin, W.J. Womersley

Imperial College, London, United Kingdom

R. Bainbridge, O. Buchmuller, D. Burton, D. Colling, N. Cripps, M. Cutajar, P. Dauncey, G. Davies, M. Della Negra, W. Ferguson, J. Fulcher, D. Futyan, A. Gilbert, A. Guneratne Bryer, G. Hall, Z. Hatherell, J. Hays, G. Iles, M. Jarvis, G. Karapostoli, M. Kenzie, R. Lane, R. Lucas³⁸, L. Lyons, A.-M. Magnan, J. Marrouche, B. Mathias, R. Nandi, J. Nash, A. Nikitenko⁴⁰, J. Pela, M. Pesaresi, K. Petridis, M. Pioppi⁵⁴, D.M. Raymond, S. Rogerson, A. Rose, C. Seez, P. Sharp[†], A. Sparrow, A. Tapper, M. Vazquez Acosta, T. Virdee, S. Wakefield, N. Wardle

Brunel University, Uxbridge, United Kingdom

M. Chadwick, J.E. Cole, P.R. Hobson, A. Khan, P. Kyberd, D. Leggat, D. Leslie, W. Martin, I.D. Reid, P. Symonds, L. Teodorescu, M. Turner

Baylor University, Waco, U.S.A.

J. Dittmann, K. Hatakeyama, A. Kasmi, H. Liu, T. Scarborough

The University of Alabama, Tuscaloosa, U.S.A.

O. Charaf, S.I. Cooper, C. Henderson, P. Rumerio

Boston University, Boston, U.S.A.

A. Avetisyan, T. Bose, C. Fantasia, A. Heister, P. Lawson, D. Lazic, J. Rohlf, D. Sperka, J. St. John, L. Sulak

Brown University, Providence, U.S.A.

J. Alimena, S. Bhattacharya, G. Christopher, D. Cutts, Z. Demiragli, A. Ferapontov, A. Garabedian, U. Heintz, S. Jabeen, G. Kukartsev, E. Laird, G. Landsberg, M. Luk, M. Narain, M. Segala, T. Sinthuprasith, T. Speer

University of California, Davis, Davis, U.S.A.

R. Breedon, G. Breto, M. Calderon De La Barca Sanchez, S. Chauhan, M. Chertok, J. Conway, R. Conway, P.T. Cox, R. Erbacher, M. Gardner, R. Houtz, W. Ko, A. Kopecky, R. Lander, T. Miceli, D. Pellett, J. Pilot, F. Ricci-Tam, B. Rutherford, M. Searle, S. Shalhout, J. Smith, M. Squires, M. Tripathi, S. Wilbur, R. Yohay

University of California, Los Angeles, U.S.A.

V. Andreev, D. Cline, R. Cousins, S. Erhan, P. Everaerts, C. Farrell, M. Felcini, J. Hauser, M. Ignatenko, C. Jarvis, G. Rakness, P. Schlein[†], E. Takasugi, P. Traczyk, V. Valuev, M. Weber

University of California, Riverside, Riverside, U.S.A.

J. Babb, R. Clare, J. Ellison, J.W. Gary, G. Hanson, J. Heilman, P. Jandir, H. Liu, O.R. Long, A. Luthra, M. Malberti, H. Nguyen, A. Shrinivas, J. Sturdy, S. Sumowidagdo, R. Wilken, S. Wimpenny

University of California, San Diego, La Jolla, U.S.A.

W. Andrews, J.G. Branson, G.B. Cerati, S. Cittolin, D. Evans, A. Holzner, R. Kelley, M. Lebourgeois, J. Letts, I. Macneill, S. Padhi, C. Palmer, G. Petrucciani, M. Pieri, M. Sani, V. Sharma, S. Simon, E. Sudano, M. Tadel, Y. Tu, A. Vartak, S. Wasserbaech⁵⁵, F. Würthwein, A. Yagil, J. Yoo

University of California, Santa Barbara, Santa Barbara, U.S.A.

D. Barge, C. Campagnari, T. Danielson, K. Flowers, P. Geffert, C. George, F. Golf, J. Incandela, C. Justus, D. Kovalskyi, V. Krutelyov, S. Lowette, R. Magaña Villalba, N. Mccoll, V. Pavlunin, J. Richman, R. Rossin, D. Stuart, W. To, C. West

California Institute of Technology, Pasadena, U.S.A.

A. Apresyan, A. Bornheim, J. Bunn, Y. Chen, E. Di Marco, J. Duarte, D. Kcira, Y. Ma, A. Mott, H.B. Newman, C. Pena, C. Rogan, M. Spiropulu, V. Timciuc, J. Veverka, R. Wilkinson, S. Xie, R.Y. Zhu

Carnegie Mellon University, Pittsburgh, U.S.A.

V. Azzolini, A. Calamba, R. Carroll, T. Ferguson, Y. Iiyama, D.W. Jang, Y.F. Liu, M. Paulini, J. Russ, H. Vogel, I. Vorobiev

University of Colorado at Boulder, Boulder, U.S.A.

J.P. Cumalat, B.R. Drell, W.T. Ford, A. Gaz, E. Luiggi Lopez, U. Nauenberg, J.G. Smith, K. Stenson, K.A. Ulmer, S.R. Wagner

Cornell University, Ithaca, U.S.A.

J. Alexander, A. Chatterjee, N. Eggert, L.K. Gibbons, W. Hopkins, A. Khukhunaishvili, B. Kreis, N. Mirman, G. Nicolas Kaufman, J.R. Patterson, A. Ryd, E. Salvati, W. Sun, W.D. Teo, J. Thom, J. Thompson, J. Tucker, Y. Weng, L. Winstrom, P. Wittich

Fairfield University, Fairfield, U.S.A.

D. Winn

Fermi National Accelerator Laboratory, Batavia, U.S.A.

S. Abdullin, M. Albrow, J. Anderson, G. Apollinari, L.A.T. Bauerdick, A. Beretvas, J. Berryhill, P.C. Bhat, K. Burkett, J.N. Butler, V. Chetluru, H.W.K. Cheung, F. Chlebana, S. Cihangir, V.D. Elvira, I. Fisk, J. Freeman, Y. Gao, E. Gottschalk, L. Gray, D. Green, O. Gutsche, D. Hare, R.M. Harris, J. Hirschauer, B. Hooberman, S. Jindariani, M. Johnson, U. Joshi, K. Kaadze, B. Klima, S. Kunori, S. Kwan, J. Linacre, D. Lincoln, R. Lipton, J. Lykken, K. Maeshima, J.M. Marraffino, V.I. Martinez Outschoorn, S. Maruyama, D. Mason, P. McBride, K. Mishra, S. Mrenna, Y. Musienko⁵⁶, C. Newman-Holmes, V. O'Dell, O. Prokofyev, N. Ratnikova, E. Sexton-Kennedy, S. Sharma, W.J. Spalding, L. Spiegel, L. Taylor, S. Tkaczyk, N.V. Tran, L. Uplegger, E.W. Vaandering, R. Vidal, J. Whitmore, W. Wu, F. Yang, J.C. Yun

University of Florida, Gainesville, U.S.A.

D. Acosta, P. Avery, D. Bourilkov, M. Chen, T. Cheng, S. Das, M. De Gruttola, G.P. Di Giovanni, D. Dobur, A. Drozdetskiy, R.D. Field, M. Fisher, Y. Fu, I.K. Furic, J. Hugon, B. Kim, J. Konigsberg, A. Korytov, A. Kropivnitskaya, T. Kypreos, J.F. Low, K. Matchev, P. Milenovic⁵⁷, G. Mitselmakher, L. Muniz, R. Remington, A. Rinkevicius, N. Skhirtladze, M. Snowball, J. Yelton, M. Zakaria

Florida International University, Miami, U.S.A.

V. Gaultney, S. Hewamanage, S. Linn, P. Markowitz, G. Martinez, J.L. Rodriguez

Florida State University, Tallahassee, U.S.A.

T. Adams, A. Askew, J. Bochenek, J. Chen, B. Diamond, J. Haas, S. Hagopian, V. Hagopian, K.F. Johnson, H. Prosper, V. Veeraraghavan, M. Weinberg

Florida Institute of Technology, Melbourne, U.S.A.

M.M. Baarmand, B. Dorney, M. Hohlmann, H. Kalakhety, F. Yumiceva

University of Illinois at Chicago (UIC), Chicago, U.S.A.

M.R. Adams, L. Apanasevich, V.E. Bazterra, R.R. Betts, I. Bucinskaite, J. Callner, R. Cavanaugh, O. Evdokimov, L. Gauthier, C.E. Gerber, D.J. Hofman, S. Khalatyan, P. Kurt, F. Lacroix, D.H. Moon, C. O'Brien, C. Silkworth, D. Strom, P. Turner, N. Varelas

The University of Iowa, Iowa City, U.S.A.

U. Akgun, E.A. Albayrak⁵¹, B. Bilki⁵⁸, W. Clarida, K. Dilsiz, F. Duru, S. Griffiths, J.-P. Merlo, H. Mermerkaya⁵⁹, A. Mestvirishvili, A. Moeller, J. Nachtman, C.R. Newsom, H. Ogul, Y. Onel, F. Ozok⁵¹, S. Sen, P. Tan, E. Tiras, J. Wetzel, T. Yetkin⁶⁰, K. Yi

Johns Hopkins University, Baltimore, U.S.A.

B.A. Barnett, B. Blumenfeld, S. Bolognesi, G. Giurgiu, A.V. Gritsan, G. Hu, P. Maksimovic, C. Martin, M. Swartz, A. Whitbeck

The University of Kansas, Lawrence, U.S.A.

P. Baringer, A. Bean, G. Benelli, R.P. Kenny III, M. Murray, D. Noonan, S. Sanders, R. Stringer, J.S. Wood

Kansas State University, Manhattan, U.S.A.

A.F. Barfuss, I. Chakaberia, A. Ivanov, S. Khalil, M. Makouski, Y. Maravin, L.K. Saini, S. Shrestha, I. Svintradze

Lawrence Livermore National Laboratory, Livermore, U.S.A.

J. Gronberg, D. Lange, F. Rebassoo, D. Wright

University of Maryland, College Park, U.S.A.

A. Baden, B. Calvert, S.C. Eno, J.A. Gomez, N.J. Hadley, R.G. Kellogg, T. Kolberg, Y. Lu, M. Marionneau, A.C. Mignerey, K. Pedro, A. Peterman, A. Skuja, J. Temple, M.B. Tonjes, S.C. Tonwar

Massachusetts Institute of Technology, Cambridge, U.S.A.

A. Apyan, G. Bauer, W. Busza, I.A. Cali, M. Chan, L. Di Matteo, V. Dutta, G. Gomez Ceballos, M. Goncharov, D. Gulhan, Y. Kim, M. Klute, Y.S. Lai, A. Levin, P.D. Luckey, T. Ma, S. Nahn, C. Paus, D. Ralph, C. Roland, G. Roland, G.S.F. Stephans, F. Stöckli, K. Sumorok, D. Velicanu, R. Wolf, B. Wyslouch, M. Yang, Y. Yilmaz, A.S. Yoon, M. Zanetti, V. Zhukova

University of Minnesota, Minneapolis, U.S.A.

B. Dahmes, A. De Benedetti, G. Franzoni, A. Gude, J. Haupt, S.C. Kao, K. Klapoetke, Y. Kubota, J. Mans, N. Pastika, R. Rusack, M. Sasseville, A. Singovsky, N. Tambe, J. Turkewitz

University of Mississippi, Oxford, U.S.A.

J.G. Acosta, L.M. Cremaldi, R. Kroeger, S. Oliveros, L. Perera, R. Rahmat, D.A. Sanders, D. Summers

University of Nebraska-Lincoln, Lincoln, U.S.A.

E. Avdeeva, K. Bloom, S. Bose, D.R. Claes, A. Dominguez, M. Eads, R. Gonzalez Suarez, J. Keller, I. Kravchenko, J. Lazo-Flores, S. Malik, F. Meier, G.R. Snow

State University of New York at Buffalo, Buffalo, U.S.A.

J. Dolen, A. Godshalk, I. Iashvili, S. Jain, A. Kharchilava, A. Kumar, S. Rappoccio, Z. Wan

Northeastern University, Boston, U.S.A.

G. Alverson, E. Barberis, D. Baumgartel, M. Chasco, J. Haley, A. Massironi, D. Nash, T. Orimoto, D. Trocino, D. Wood, J. Zhang

Northwestern University, Evanston, U.S.A.

A. Anastassov, K.A. Hahn, A. Kubik, L. Lusito, N. Mucia, N. Odell, B. Pollack, A. Pozdnyakov, M. Schmitt, S. Stoynev, K. Sung, M. Velasco, S. Won

University of Notre Dame, Notre Dame, U.S.A.

D. Berry, A. Brinkerhoff, K.M. Chan, M. Hildreth, C. Jessop, D.J. Karmgard, J. Kolb, K. Lannon, W. Luo, S. Lynch, N. Marinelli, D.M. Morse, T. Pearson, M. Planer, R. Ruchti, J. Slaunwhite, N. Valls, M. Wayne, M. Wolf

The Ohio State University, Columbus, U.S.A.

L. Antonelli, B. Bylsma, L.S. Durkin, C. Hill, R. Hughes, K. Kotov, T.Y. Ling, D. Puigh, M. Rodenburg, G. Smith, C. Vuosalo, B.L. Winer, H. Wolfe

Princeton University, Princeton, U.S.A.

E. Berry, P. Elmer, V. Halyo, P. Hebda, J. Hegeman, A. Hunt, P. Jindal, S.A. Koay, P. Lujan, D. Marlow, T. Medvedeva, M. Mooney, J. Olsen, P. Piroué, X. Quan, A. Raval, H. Saka, D. Stickland, C. Tully, J.S. Werner, S.C. Zenz, A. Zuranski

University of Puerto Rico, Mayaguez, U.S.A.

E. Brownson, A. Lopez, H. Mendez, J.E. Ramirez Vargas

Purdue University, West Lafayette, U.S.A.

E. Alagoz, D. Benedetti, G. Bolla, D. Bortoletto, M. De Mattia, A. Everett, Z. Hu, M. Jones, K. Jung, O. Koybasi, M. Kress, N. Leonardo, D. Lopes Pegna, V. Maroussov, P. Merkel, D.H. Miller, N. Neumeister, I. Shipsey, D. Silvers, A. Svyatkovskiy, F. Wang, W. Xie, L. Xu, H.D. Yoo, J. Zablocki, Y. Zheng

Purdue University Calumet, Hammond, U.S.A.

N. Parashar

Rice University, Houston, U.S.A.

A. Adair, B. Akgun, K.M. Ecklund, F.J.M. Geurts, W. Li, B. Michlin, B.P. Padley, R. Redjimi, J. Roberts, J. Zabel

University of Rochester, Rochester, U.S.A.

B. Betchart, A. Bodek, R. Covarelli, P. de Barbaro, R. Demina, Y. Eshaq, T. Ferbel, A. Garcia-Bellido, P. Goldenzweig, J. Han, A. Harel, D.C. Miner, G. Petrillo, D. Vishnevskiy, M. Zielinski

The Rockefeller University, New York, U.S.A.

A. Bhatti, R. Ciesielski, L. Demortier, K. Goulianos, G. Lungu, S. Malik, C. Mesropian

Rutgers, The State University of New Jersey, Piscataway, U.S.A.

S. Arora, A. Barker, J.P. Chou, C. Contreras-Campana, E. Contreras-Campana, D. Duggan, D. Ferencek, Y. Gershtein, R. Gray, E. Halkiadakis, D. Hidas, A. Lath, S. Panwalkar, M. Park, R. Patel, V. Rekovic, J. Robles, S. Salur, S. Schnetzer, C. Seitz, S. Somalwar, R. Stone, S. Thomas, P. Thomassen, M. Walker

University of Tennessee, Knoxville, U.S.A.

G. Cerizza, M. Hollingsworth, K. Rose, S. Spanier, Z.C. Yang, A. York

Texas A&M University, College Station, U.S.A.

O. Bouhali⁶¹, R. Eusebi, W. Flanagan, J. Gilmore, T. Kamon⁶², V. Khotilovich, R. Montalvo, I. Osipenkov, Y. Pakhotin, A. Perloff, J. Roe, A. Safonov, T. Sakuma, I. Suarez, A. Tatarinov, D. Toback

Texas Tech University, Lubbock, U.S.A.

N. Akchurin, C. Cowden, J. Damgov, C. Dragoiu, P.R. Duderu, K. Kovitanggoon, S.W. Lee, T. Libeiro, I. Volobouev

Vanderbilt University, Nashville, U.S.A.

E. Appelt, A.G. Delannoy, S. Greene, A. Gurrola, W. Johns, C. Maguire, Y. Mao, A. Melo, M. Sharma, P. Sheldon, B. Snook, S. Tuo, J. Velkovska

University of Virginia, Charlottesville, U.S.A.

M.W. Arenton, S. Boutle, B. Cox, B. Francis, J. Goodell, R. Hirosky, A. Ledovskoy, C. Lin, C. Neu, J. Wood

Wayne State University, Detroit, U.S.A.

S. Gollapinni, R. Harr, P.E. Karchin, C. Kottachchi Kankanamge Don, P. Lamichhane, A. Sakharov

University of Wisconsin, Madison, U.S.A.

D.A. Belknap, L. Borrello, D. Carlsmith, M. Cepeda, S. Dasu, S. Duric, E. Friis, M. Grothe, R. Hall-Wilton, M. Herndon, A. Hervé, P. Klabbbers, J. Klukas, A. Lanaro, R. Loveless, A. Mohapatra, M.U. Mozer, I. Ojalvo, T. Perry, G.A. Pierro, G. Polese, I. Ross, T. Sarangi, A. Savin, W.H. Smith, J. Swanson

† Deceased

1: Also at Vienna University of Technology, Vienna, Austria

2: Also at CERN, European Organization for Nuclear Research, Geneva, Switzerland

3: Also at Institut Pluridisciplinaire Hubert Curien, Université de Strasbourg, Université de Haute Alsace Mulhouse, CNRS/IN2P3, Strasbourg, France

4: Also at National Institute of Chemical Physics and Biophysics, Tallinn, Estonia

5: Also at Skobeltsyn Institute of Nuclear Physics, Lomonosov Moscow State University, Moscow, Russia

6: Also at Universidade Estadual de Campinas, Campinas, Brazil

7: Also at California Institute of Technology, Pasadena, U.S.A.

- 8: Also at Laboratoire Leprince-Ringuet, Ecole Polytechnique, IN2P3-CNRS, Palaiseau, France
- 9: Also at Zewail City of Science and Technology, Zewail, Egypt
- 10: Also at Suez Canal University, Suez, Egypt
- 11: Also at Cairo University, Cairo, Egypt
- 12: Also at Fayoum University, El-Fayoum, Egypt
- 13: Also at British University in Egypt, Cairo, Egypt
- 14: Now at Ain Shams University, Cairo, Egypt
- 15: Also at National Centre for Nuclear Research, Swierk, Poland
- 16: Also at Université de Haute Alsace, Mulhouse, France
- 17: Also at Joint Institute for Nuclear Research, Dubna, Russia
- 18: Also at Brandenburg University of Technology, Cottbus, Germany
- 19: Also at The University of Kansas, Lawrence, U.S.A.
- 20: Also at Institute of Nuclear Research ATOMKI, Debrecen, Hungary
- 21: Also at Eötvös Loránd University, Budapest, Hungary
- 22: Also at Tata Institute of Fundamental Research - EHEP, Mumbai, India
- 23: Also at Tata Institute of Fundamental Research - HECR, Mumbai, India
- 24: Now at King Abdulaziz University, Jeddah, Saudi Arabia
- 25: Also at University of Visva-Bharati, Santiniketan, India
- 26: Also at University of Ruhuna, Matara, Sri Lanka
- 27: Also at Isfahan University of Technology, Isfahan, Iran
- 28: Also at Sharif University of Technology, Tehran, Iran
- 29: Also at Plasma Physics Research Center, Science and Research Branch, Islamic Azad University, Tehran, Iran
- 30: Also at Laboratori Nazionali di Legnaro dell'INFN, Legnaro, Italy
- 31: Also at Università degli Studi di Siena, Siena, Italy
- 32: Also at Purdue University, West Lafayette, U.S.A.
- 33: Also at Universidad Michoacana de San Nicolas de Hidalgo, Morelia, Mexico
- 34: Also at Faculty of Physics, University of Belgrade, Belgrade, Serbia
- 35: Also at Facoltà Ingegneria, Università di Roma, Roma, Italy
- 36: Also at Scuola Normale e Sezione dell'INFN, Pisa, Italy
- 37: Also at University of Athens, Athens, Greece
- 38: Also at Rutherford Appleton Laboratory, Didcot, United Kingdom
- 39: Also at Paul Scherrer Institut, Villigen, Switzerland
- 40: Also at Institute for Theoretical and Experimental Physics, Moscow, Russia
- 41: Also at Albert Einstein Center for Fundamental Physics, Bern, Switzerland
- 42: Also at Gaziosmanpasa University, Tokat, Turkey
- 43: Also at Adiyaman University, Adiyaman, Turkey
- 44: Also at Cag University, Mersin, Turkey
- 45: Also at Mersin University, Mersin, Turkey
- 46: Also at Izmir Institute of Technology, Izmir, Turkey
- 47: Also at Ozyegin University, Istanbul, Turkey
- 48: Also at Kafkas University, Kars, Turkey
- 49: Also at Suleyman Demirel University, Isparta, Turkey
- 50: Also at Ege University, Izmir, Turkey
- 51: Also at Mimar Sinan University, Istanbul, Istanbul, Turkey
- 52: Also at Kahramanmaras Sütcü Imam University, Kahramanmaras, Turkey
- 53: Also at School of Physics and Astronomy, University of Southampton, Southampton, United Kingdom

- 54: Also at INFN Sezione di Perugia; Università di Perugia, Perugia, Italy
- 55: Also at Utah Valley University, Orem, U.S.A.
- 56: Also at Institute for Nuclear Research, Moscow, Russia
- 57: Also at University of Belgrade, Faculty of Physics and Vinca Institute of Nuclear Sciences, Belgrade, Serbia
- 58: Also at Argonne National Laboratory, Argonne, U.S.A.
- 59: Also at Erzincan University, Erzincan, Turkey
- 60: Also at Yildiz Technical University, Istanbul, Turkey
- 61: Also at Texas A&M University at Qatar, Doha, Qatar
- 62: Also at Kyungpook National University, Daegu, Korea