

MIT Open Access Articles

Measurement of the t-Channel Single-Top-Quark Production Cross Section and of the $|V_{tb}|$ CKM Matrix Element in Pp Collisions at $\sqrt{s} = 8$ TeV

The MIT Faculty has made this article openly available. **Please share** how this access benefits you. Your story matters.

Citation: Khachatryan, V., A. M. Sirunyan, A. Tumasyan, W. Adam, T. Bergauer, M. Dragicevic, J. Erö, et al. "Measurement of the t-Channel Single-Top-Quark Production Cross Section and of the $|V_{tb}|$ CKM Matrix Element in Pp Collisions at $\sqrt{s} = 8$ TeV." J. High Energ. Phys. 2014, no. 6 (June 2014). © CERN, for the benefit of the CMS Collaboration

As Published: [http://dx.doi.org/10.1007/jhep06\(2014\)090](http://dx.doi.org/10.1007/jhep06(2014)090)

Publisher: Springer-Verlag

Persistent URL: <http://hdl.handle.net/1721.1/89456>

Version: Final published version: final published article, as it appeared in a journal, conference proceedings, or other formally published context

Terms of use: Creative Commons Attribution



Measurement of the t -channel single-top-quark production cross section and of the $|V_{tb}|$ CKM matrix element in pp collisions at $\sqrt{s} = 8$ TeV



The CMS collaboration

E-mail: cms-publication-committee-chair@cern.ch

ABSTRACT: Measurements are presented of the t -channel single-top-quark production cross section in proton-proton collisions at $\sqrt{s} = 8$ TeV. The results are based on a data sample corresponding to an integrated luminosity of 19.7 fb^{-1} recorded with the CMS detector at the LHC. The cross section is measured inclusively, as well as separately for top (t) and antitop (\bar{t}), in final states with a muon or an electron. The measured inclusive t -channel cross section is $\sigma_{t\text{-ch.}} = 83.6 \pm 2.3$ (stat.) ± 7.4 (syst.) pb. The single t and \bar{t} cross sections are measured to be $\sigma_{t\text{-ch.}}(t) = 53.8 \pm 1.5$ (stat.) ± 4.4 (syst.) pb and $\sigma_{t\text{-ch.}}(\bar{t}) = 27.6 \pm 1.3$ (stat.) ± 3.7 (syst.) pb, respectively. The measured ratio of cross sections is $R_{t\text{-ch.}} = \sigma_{t\text{-ch.}}(t)/\sigma_{t\text{-ch.}}(\bar{t}) = 1.95 \pm 0.10$ (stat.) ± 0.19 (syst.), in agreement with the standard model prediction. The modulus of the Cabibbo-Kobayashi-Maskawa matrix element V_{tb} is extracted and, in combination with a previous CMS result at $\sqrt{s} = 7$ TeV, a value $|V_{tb}| = 0.998 \pm 0.038$ (exp.) ± 0.016 (theo.) is obtained.

KEYWORDS: Hadron-Hadron Scattering, Top physics

ARXIV EPRINT: [1403.7366](https://arxiv.org/abs/1403.7366)

Contents

1	Introduction	1
2	The CMS detector	3
3	Data and simulated samples	3
4	Event selection and reconstruction	4
5	Background estimation and control samples	6
5.1	QCD multijet background	6
5.2	Top quark pair background	8
5.3	The W/Z+jets background	8
6	Signal extraction and cross section measurement	10
7	Systematic uncertainties	14
8	Results	17
8.1	Cross section measurements	17
8.2	Cross-section ratios	18
8.3	Extraction of $ V_{tb} $	20
9	Summary	21
	The CMS collaboration	26

1 Introduction

In the standard model (SM), the production of single top quarks (t or its antiparticle \bar{t}) in proton-proton (pp) collisions proceeds through the charged-current electroweak interaction. At leading order (LO), three different mechanisms can be distinguished, namely the t -channel, the s -channel and the associated production of a single top quark and a W boson (tW) [1–3]. In this work, measurements are presented of t -channel production. LO diagrams contributing to t -channel single t and \bar{t} production are presented in figure 1. Processes involving single top quarks provide direct probes of electroweak interactions, and thereby important tests of the SM predictions as well as excellent opportunities for searching for new physics. Since a Wtb vertex, where W and b denote the W boson and the b quark respectively, is involved in all SM single-top-quark production mechanisms, the modulus of the Cabibbo-Kobayashi-Maskawa (CKM) matrix element $|V_{tb}|$ can be determined from their measured cross sections. Depending on whether the b quarks are considered

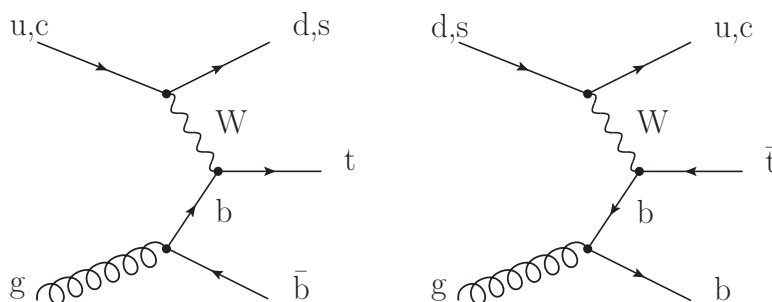


Figure 1. Leading-order Feynman diagrams for (left) single t and (right) \bar{t} production in the t -channel.

part of the proton or not, single-top-quark production can be studied in the 5- or 4-flavour schemes [4], respectively. In the 4-flavour (4F) scheme, the b quarks are generated in the hard scattering from gluon splitting. In the 5-flavour (5F) scheme, the b quarks are considered as constituents of the proton. An additional feature of the t - and s -channels, specific to pp collisions, is the difference between production cross sections of single t and \bar{t} that results from a difference in parton distribution functions (PDF) of incident up and down quarks involved in the hard scattering. The ratio of t over \bar{t} production cross sections in the t -channel ($R_{t\text{-ch.}}$) is therefore sensitive to the PDF of the up- and down-type quarks in the proton. The ratio $R_{t\text{-ch.}}$ is also directly sensitive to physics beyond the SM manifesting as anomalous couplings in the Wtb vertex [5], or to possible contributions from flavour-changing neutral current processes [6].

For pp collisions at a centre-of-mass energy $\sqrt{s} = 8$ TeV, the predicted theoretical cross section for SM t -channel single-top-quark production is

$$\sigma_{t\text{-ch.}}^{\text{theo.}} = 87.2_{-1.0}^{+2.8} (\text{scale})_{-2.2}^{+2.0} (\text{PDF}) \text{ pb}, \tag{1.1}$$

as obtained in quantum chromodynamics (QCD) at approximate next-to-next-to-leading order (NNLO) including resummation of the soft-gluon emission with the next-to-next-to-leading-logarithms (NNLL) calculation [7, 8]. The PDF set MSTW08NNLO [9] is used in the 5F scheme. For this calculation the top-quark mass m_t is set to 173 GeV, and the factorisation and renormalisation scales are set both to m_t . The uncertainty receives contributions from the PDF uncertainty and the missing higher-order corrections, estimated by varying the factorisation and renormalisation scales by a multiplicative factor of 0.5 or 2.0. The same calculations predict the following production cross sections for single t and \bar{t} , separately:

$$\begin{aligned} \sigma_{t\text{-ch.}}^{\text{theo.}}(t) &= 56.4_{-0.3}^{+2.1} (\text{scale}) \pm 1.1 (\text{PDF}) \text{ pb}, \\ \sigma_{t\text{-ch.}}^{\text{theo.}}(\bar{t}) &= 30.7 \pm 0.7 (\text{scale})_{-1.1}^{+0.9} (\text{PDF}) \text{ pb}. \end{aligned} \tag{1.2}$$

Single-top-quark events were observed for the first time in proton-antiproton collisions at $\sqrt{s} = 1.96$ TeV at the Tevatron [10, 11]. At the Large Hadron Collider (LHC) both ATLAS and CMS collaborations observed production of single-top-quark events in the t -channel in pp collisions at $\sqrt{s} = 7$ TeV [12–14]. Single-top-quark tW production has been

recently observed at $\sqrt{s} = 8$ TeV by the Compact Muon Solenoid (CMS) collaboration [15], while observation of s -channel production was reported at the Tevatron [16, 17].

The measurement performed by CMS of inclusive single-top-quark production cross section in the t -channel at $\sqrt{s} = 8$ TeV, as well as separate measurements of single t and \bar{t} production cross sections are presented. Signal events are characterised by products of top-quark decay that are accompanied by a light quark emitted at high rapidity and a soft b quark. Events are selected if a muon or electron consistent with originating from a top-quark decay chain is present in the final state. The signal yield is extracted from a maximum-likelihood fit to the distribution of the absolute value of the pseudorapidity (η) of the jet (j') originating from the light quark, $|\eta_{j'}|$. The expected distributions of $|\eta_{j'}|$ are determined from data for the relevant backgrounds. Two independent fit procedures are implemented to extract the total t -channel production cross section and t and \bar{t} production cross sections separately. The ratio of t -channel production cross sections at $\sqrt{s} = 8$ TeV and 7 TeV, $R_{8/7}$, can provide complementary information on the PDF with respect to the ratio of t over \bar{t} , and can be compared to the prediction obtained using the cross sections in refs. [7, 8], which is:

$$R_{8/7}^{\text{theo.}} = 1.32_{-0.02}^{+0.06} (\text{scale})_{-0.05}^{+0.04} (\text{PDF}). \tag{1.3}$$

2 The CMS detector

The CMS apparatus features a 6 m diameter superconducting solenoid that provides a magnetic field of 3.8 T and allows for the relatively compact design of the detector. The inner bore of the solenoid hosts a tracking system, composed of silicon pixel and silicon strip detectors, that allows for reconstruction of charged-particle tracks bending in the internal magnetic field. A lead tungstate crystal electromagnetic calorimeter and a brass/scintillator hadron calorimeter surround the tracker volume. Outside the solenoid, gas-ionisation detectors, i.e. resistive plate chambers, drift tubes and cathode strip chambers, are interleaved with the steel flux-return yoke of CMS and form the muon system. A quartz-fibre and steel absorber Cherenkov calorimeter, located outside the muon system close to the beam pipe, extends the calorimetric system angular acceptance in the region along the beam axis. A more detailed description of the CMS detector can be found in ref. [18].

The CMS experiment uses a right-handed coordinate system centred on the nominal interaction point, with the z -axis parallel to the anticlockwise-beam direction, the x axis lying in the plane of the LHC ring and pointing to its centre, and the y axis pointing upwards to the surface. The pseudorapidity η is defined as $-\ln[\tan(\theta/2)]$, where θ is the polar angle with respect to the z axis.

3 Data and simulated samples

The measurement is performed on a data sample collected during 2012 at $\sqrt{s} = 8$ TeV, selected with triggers requiring one muon (μ) or one electron (e), and corresponding to an integrated luminosity of 19.7 fb^{-1} .

The simulated t -channel events are generated with POWHEG 1.0 [19–22] interfaced to PYTHIA 6.4 [23] for parton shower evolution and hadronisation. Other single-top-quark processes, i.e. the s -channel and the tW , are considered as backgrounds for this measurement and simulated with the same Monte Carlo (MC) generators. Top quark pair production, single vector boson production associated with jets (W/Z +jets), and double vector boson (diboson) production are amongst the backgrounds taken into consideration and have been simulated with MADGRAPH 5.148 [24] interfaced to PYTHIA for parton showering. The PYTHIA generator is used to simulate QCD multijet samples enriched with isolated muons or electrons. The value of the top-quark mass used in all simulated samples is $m_t = 172.5$ GeV. All samples are generated using the CTEQ6.6M [25] PDF set. The factorisation and renormalisation scales are both set to m_t for the single-top-quark samples, while a dynamic scale is used for the other samples. The production cross section used to scale the simulation of single-top-quark tW and s -channel processes is taken from refs. [7, 8], while the $t\bar{t}$ production cross section is taken from ref. [26].

4 Event selection and reconstruction

The signal events are defined by the decay of $t \rightarrow Wb \rightarrow b\ell\nu$, where $\ell = \mu, e$. The $t \rightarrow Wb \rightarrow b\tau\nu$ decay contributes to the signal when a τ decays leptonically. The resulting final state includes a muon or electron, and escaping neutrinos (ν) that cause an imbalance in the momentum measured in the transverse plane. A bottom (or b) jet that stems from the hadronisation of the b quark from the top-quark decay accompanies the leptons. An additional jet originates from the light-flavoured quark recoiling against the top quark. The splitting of the gluon from the initial state produces a second b quark that recoils against the top quark, as shown in figure 1. The b jet from gluon splitting has generally a softer transverse momentum (p_T) spectrum and a broader $|\eta|$ distribution compared to the one produced in top-quark decay, thus the acceptance for events with two b jets reconstructed in the final state is relatively small. In fact we can anticipate that using the selection described in this section, the number of signal events with two b jets reconstructed in the detector is one order of magnitude smaller than the number of events with just one b jet.

Events are selected online by the high-level trigger system requiring the presence of either one isolated muon with $p_T > 24$ GeV and pseudorapidity $|\eta| < 2.1$ or one isolated electron with $p_T > 27$ GeV and $|\eta| < 2.5$. The event is required to have at least one primary vertex reconstructed from at least four tracks, with a distance from the nominal beam-interaction point of less than 24 cm along the z axis and less than 2 cm in the transverse plane. When more than one primary vertex is found, the one with the largest $\sum p_T^2$ is used as leading vertex. All particles are reconstructed and identified with the CMS particle-flow (PF) algorithm [27, 28]. Events with exactly one good muon or electron candidate are accepted for analysis. Good muon candidates must have $p_T > 26$ GeV and $|\eta| < 2.1$, while electron candidates must have $p_T > 30$ GeV and $|\eta| < 2.5$, excluding the barrel-endcap transition region $1.44 < |\eta| < 1.57$ because the reconstruction of an electron in this region is not optimal. The p_T requirements on the leptons ensure that selected muons and electrons are in the plateau region of the respective trigger turn-on curves.

Muon isolation is ensured by applying requirements on the variable I_{rel} , defined as the sum of the transverse energies deposited by stable charged hadrons, photons, and neutral hadrons in a cone of size $\Delta R = \sqrt{(\Delta\eta)^2 + (\Delta\phi)^2} = 0.4$, (where ϕ is the azimuthal angle in radians) corrected by the average contribution of neutral particles from overlapping pp interactions (pileup), and divided by the muon p_{T} . Muons are required to have $I_{\text{rel}} < 0.12$. Electron isolation criteria are based on a variable defined analogously to the muons, with an isolation cone of size $\Delta R = 0.3$. The isolation requirement for electrons is $I_{\text{rel}} < 0.1$. Events are rejected if an additional muon (electron) candidate is present, passing looser selection requirements of $p_{\text{T}} > 10$ (20) GeV, $|\eta| < 2.5$ (including the barrel-endcap transition region for electrons), and $I_{\text{rel}} < 0.2$ (0.15).

The missing transverse momentum vector $\cancel{\mathbf{p}}_{\text{T}}$ is defined as the negative vector sum of the transverse momenta of all reconstructed particles. The missing transverse energy \cancel{E}_{T} is defined as the magnitude of $\cancel{\mathbf{p}}_{\text{T}}$. The transverse mass m_{T} for events with a muon is calculated as

$$m_{\text{T}} = \sqrt{(p_{\text{T}}^{\mu} + \cancel{E}_{\text{T}})^2 - (p_x^{\mu} + \cancel{p}_x)^2 - (p_y^{\mu} + \cancel{p}_y)^2}, \quad (4.1)$$

where p_x^{μ} and p_y^{μ} are the component of the muon momentum along the x and y axes, and \cancel{p}_x and \cancel{p}_y are the components of $\cancel{\mathbf{p}}_{\text{T}}$ along the x and y axes. In order to reduce the QCD multijet background, a requirement of $m_{\text{T}} > 50$ GeV is applied for the muon decay channel, while a requirement of $\cancel{E}_{\text{T}} > 45$ GeV is applied instead for the electron channel. Control region studies, described in section 5.1, show that the procedure for the QCD multijet extraction in the electron channel yields a considerably smaller uncertainty when applying the requirement on \cancel{E}_{T} rather than on m_{T} .

Jets are defined by clustering reconstructed particles with the anti- k_{T} algorithm [29] with a distance parameter of 0.5. Charged particles are excluded if they have a distance with respect to any primary vertex along the z axis smaller than that with respect to the leading vertex. The average energy density in η - ϕ space of neutral particles not clustered into jets is used to extrapolate the energy due to pileup interactions in the jet cone. The jet energy is corrected accordingly. Further jet-energy corrections are derived from the study of dijet events and photon+jets events (see ref. [30]). Jets are required to have $|\eta| < 4.7$ and a transverse energy $E_{\text{T}} > 40$ GeV. In order to identify b-quark-induced jets, a b-tagging algorithm is used exploiting the 3D impact parameter of the tracks in the jet to define a “b-discriminator” [31]. An optimised threshold is chosen on this variable with probability to misidentify jets coming from the hadronisation of light quarks (u, d, s) or gluons of 0.3% and an efficiency of selecting jets coming from b quarks of 46%, determined from simulation. Jets passing the chosen threshold are considered as “b-tagged”. The majority of the background events surviving the final selection contain an actual b jet, the main exception being W+c-jet events. This algorithm is found to have good discriminating power with respect to this particular background.

Events are divided into categories according to the number of jets and b-tagged jets using the wording “ n -jet m -tag”, referring to events with n jets, m of which are b-tagged. Once the event has been assigned to a category, a further selection based on the jet shape is performed to reduce the contamination due to jets coming from pileup interactions: the

distance in the η - ϕ plane between the momenta of the particles constituting the jet and the jet axis is evaluated and its root mean square (RMS) over all the jet constituents is required to be smaller than 0.025. This requirement is applied on the jets that are not classified as b-tagged, and the event is rejected if either of those jets does not satisfy it. This requirement allows us to discriminate jets coming from u and d quarks with respect to jets coming from gluons or b quarks, which present a broader jet profile. This criteria is particularly useful in the forward region of the detector where other quality criteria making use of the tracking system cannot be applied. A top-quark candidate is reconstructed in the 2-jet 1-tag, in the 3-jet 1-tag and in the 3-jet 2-tag samples from a lepton, \cancel{E}_T and one b jet combination with the algorithm described in ref. [12]. The b jet with the highest value of the b-discriminator is used for top-quark reconstruction in the 3-jet 2-tag sample. The mass of such a candidate “ $m_{\ell\nu b}$ ” is used to define a signal region (SR) and a sideband region (SB) in each of those samples, selecting events respectively inside and outside the reconstructed top-quark mass window of $130 < m_{\ell\nu b} < 220$ GeV. The variable $\eta_{j'}$ in the 2-jet 0-tag sample is defined taking the pseudorapidity of each of the two jets, and two entries per event are present. In the 3-jet 1-tag sample $\eta_{j'}$ is defined as the pseudorapidity of the jet with the smallest b-discriminator value. In the 2-jet 1-tag and in the 3-jet 2-tag samples it is defined as the pseudorapidity of the non-b-tagged jet. The category enriched with t -channel signal is the one with 2 jets and 1 tag. The final procedure to isolate the signal from background uses the absolute value $|\eta_{j'}|$. The pseudorapidity distribution of the outgoing jet j' is typical of the t -channel processes where a light parton recoils against a much more massive particle like the top quark. Signal events populate forward regions in the $|\eta_{j'}|$ spectrum that correspond to the tails of the $|\eta_{j'}|$ distribution for SM processes.

The total event yields in the signal and sideband regions of the 2-jet 1-tag sample for muons and electrons are reported in table 1. The event yields in the signal region for positively and negatively charged muons and electrons separately are reported in table 2.

5 Background estimation and control samples

The physics processes that constitute the main backgrounds to single-top-quark production in the t -channel are $t\bar{t}$, W +jets, and QCD multijet production. Control samples are defined for each of these contributions in order to check that the variables used in the analysis are reproduced correctly in the simulations. For the main backgrounds the most important distributions, together with constraints on their production rates, are derived from data making use of these control samples.

5.1 QCD multijet background

The vast majority of QCD multijet events are successfully rejected applying the selection described in section 4. The selected multijet events are thus found to be rare occurrences in the respective distributions, for instance populating the tails of the typical multijet lepton- p_T spectra. The modelling uncertainties on the simulation have greater impact in those regions. We thus estimate the QCD multijet contribution in our signal and sideband regions directly from data, in the 2-jet 1-tag category as well as in the other control

Process	Muon		Electron	
	SR	SB	SR	SB
$t\bar{t}$	17214 ± 49	8238 ± 35	11162 ± 38	8036 ± 33
W/Z+jets	10760 ± 104	9442 ± 97	4821 ± 69	6512 ± 81
QCD multijet	765 ± 5	271 ± 4	1050 ± 6	1350 ± 6
Diboson	179 ± 4	161 ± 4	95 ± 3	134 ± 3
tW	1914 ± 28	969 ± 20	1060 ± 28	858 ± 18
s-channel	343 ± 1	118 ± 1	180 ± 1	96 ± 1
t-channel	6792 ± 25	944 ± 9	3616 ± 17	753 ± 8
Total expected	37967 ± 121	20143 ± 106	21984 ± 85	17740 ± 90
Data	38202	20237	22597	17700

Table 1. Event yield for the main processes in the 2-jet 1-tag signal region (SR) and sideband region (SB), for the muon and electron decay channels. Expected yields are taken from simulation and their uncertainties are due to the finite size of the MC sample with the exception of QCD multijet yield (see section 5.1), and W/Z+jets yield (see section 5.3), whose yields and uncertainties are taken as the statistical component of the uncertainty in the estimation from data.

Process	Muon		Electron	
	+	-	+	-
$t\bar{t}$	8620 ± 35	8594 ± 35	5574 ± 27	5588 ± 27
W/Z+jets	5581 ± 75	4989 ± 71	2618 ± 52	2121 ± 46
QCD multijet	361 ± 1	366 ± 1	697 ± 2	679 ± 2
Diboson	106 ± 3	73 ± 2	58 ± 2	39 ± 2
tW	964 ± 20	951 ± 20	535 ± 14	525 ± 14
s-channel	225 ± 1	118 ± 1	118 ± 1	62 ± 1
t-channel	4325 ± 19	2467 ± 16	2320 ± 13	1295 ± 11
Total expected	20181 ± 87	17557 ± 83	11920 ± 61	10310 ± 56
Data	20514	17688	12035	10562

Table 2. Event yield for the main processes in the 2-jet 1-tag signal region, for events with positively and negatively charged muons and electrons. Expected yields are taken from simulation and their uncertainties are due to the finite size of the MC sample with the exception of QCD multijet yield (see section 5.1), and W/Z+jets yield (see section 5.3), whose yields and uncertainties are taken as the statistical component of the uncertainty in the estimation from data.

samples. The measurement is performed with a fit to the distribution of the transverse mass in the muon decay channel, and to the distribution of the missing transverse energy in the electron decay channel. A maximum-likelihood fit to the distribution either of m_T in the muon case, or \cancel{E}_T in the electron case is performed. The data are parametrised

as: $F_\ell(x) = a_\ell \cdot S_\ell(x) + (1 - a_\ell) \cdot B_\ell(x)$ for $\ell = \mu, e$. The variable x is m_T for the muon decay channel and \cancel{E}_T for the electron decay channel, while $S_\ell(x)$ and $B_\ell(x)$ are the expected distributions for the sum of all processes with a W boson and QCD multijet events, respectively. The distribution $S_\ell(x)$ is derived from simulation and it includes the contribution from the signal. The distribution $B_\ell(x)$ is obtained from a QCD multijet enriched data sample defined by taking muons and electrons with the same criteria as defined in section 4, but with reversed isolation requirements for both leptons, selecting muons or electrons with $I_{\text{rel}} > 0.2$ or 0.15 respectively. The data samples defined in this way contain a fraction of events originating from QCD multijet processes of 98% in the case of the muon decay channel and of more than 99% for the electron decay channel. The residual contribution from other non-QCD multijet processes is subtracted from these samples using the expectation from simulation. The fit procedure is repeated using different QCD multijet models, obtained by either varying the isolation requirement that defines the control region or using the simulation for the QCD multijet distribution. The kinematic bias on the multijet m_T (\cancel{E}_T) distributions due to the extraction from the control sample is covered by the systematic uncertainty defined this way.

5.2 Top quark pair background

The $t\bar{t}$ process dominates in events with larger jet and b-tag multiplicity than the 2-jet 1-tag sample used for signal extraction. Two control samples enriched in $t\bar{t}$ are thus defined, labelled 3-jet 1-tag and 3-jet 2-tag. The distribution of $|\eta_{j'}|$ in the 3-jet 1-tag and in the 3-jet 2-tag samples is shown in figure 2. Good agreement between data and simulation in the two control samples is displayed, giving confidence in the simulation of the kinematic properties of the $t\bar{t}$ background. The lepton charge in the 3-jet 1-tag and 3-jet 2-tag samples is shown in figure 3. The corresponding charge ratio in the two samples is shown in figure 4, and is close to unity as expected for $t\bar{t}$ enriched samples.

To reduce the dependence of the measurements on the modelling of $t\bar{t}$ processes, the $|\eta_{j'}|$ distribution (template) used for signal extraction is modified taking into account the $|\eta_{j'}|$ distribution of the non-b-tagged jet in the 3-jet 2-tag sample as follows. The contribution of all SM processes except for $t\bar{t}$ in the 3-jet 2-tag is subtracted from the template $|\eta|$ distribution of the non-b-tagged jet taken from data. Then the bin-by-bin ratio of the resulting template distribution and the corresponding distribution from the $t\bar{t}$ process is taken as the $|\eta_{j'}|$ -dependent correction factor for the $t\bar{t}$ in the 2-jet 1-tag sample. This ratio is then applied to the simulated distribution of $|\eta_{j'}|$ in the SR and SB.

5.3 The W/Z+jets background

The 2-jet 0-tag sample is enriched with W/Z+jets background and it is used to test the agreement between simulation and data on the distributions used for the signal extraction procedures. The distribution of $|\eta_{j'}|$ in the 2-jet 0-tag is shown in figure 5, and good agreement between data and simulation is displayed. The lepton charge in the 2-jet 0-tag sample is shown in figure 6. The characteristic imbalance in the production of positively and negatively charged leptons in W+jets events can be seen clearly in the data, and the corresponding charge ratio is shown in figure 7. The jets in this sample mostly originate

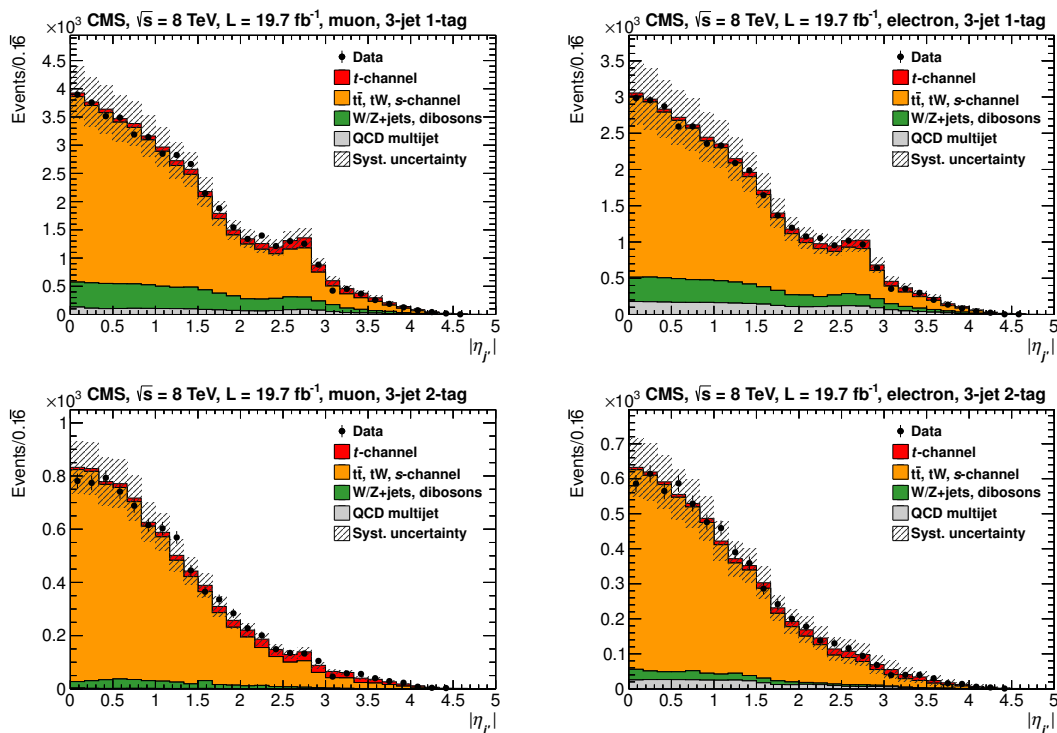


Figure 2. Distribution of $|\eta_{j'}|$ in the 3-jet 1-tag (upper left, upper right), and 3-jet 2-tag (lower left, lower right) samples for muon and electron decay channels. The yield of the simulated processes is normalised to the results of the fit described in section 6. Systematic uncertainty bands include all uncertainties.

from light quarks (u , d , s) or gluons, which tend to behave differently from heavy-flavour jets (stemming from c and b quarks). For this reason, in the final-fit procedure described later on in section 6 the W +jets charge ratio is extracted from data as well.

The SB region in the 2-jet 1-tag sample is used in order to estimate the W/Z +jets component in a region that is expected to have a similar composition in terms of W/Z +heavy flavours with respect to the sample that is used for the cross section extraction, i.e. the 2-jet 1-tag SR. The $|\eta_{j'}|$ distribution for W/Z +jets processes is taken from the sideband region by subtracting all other processes bin by bin. For this subtraction all samples except for $t\bar{t}$ and QCD multijet are derived from simulation. The latter two are estimated with the techniques described above. The scale factors between sideband region and signal region are derived from simulation. This procedure is performed for the inclusive distribution, as well as for positively and negatively charged leptons separately. The bias due to the different kinematic properties of the two regions is estimated on simulations and removed, and the uncertainty on the composition in terms of W + c -jets and W + b -jets events is taken into account as described in section 7.

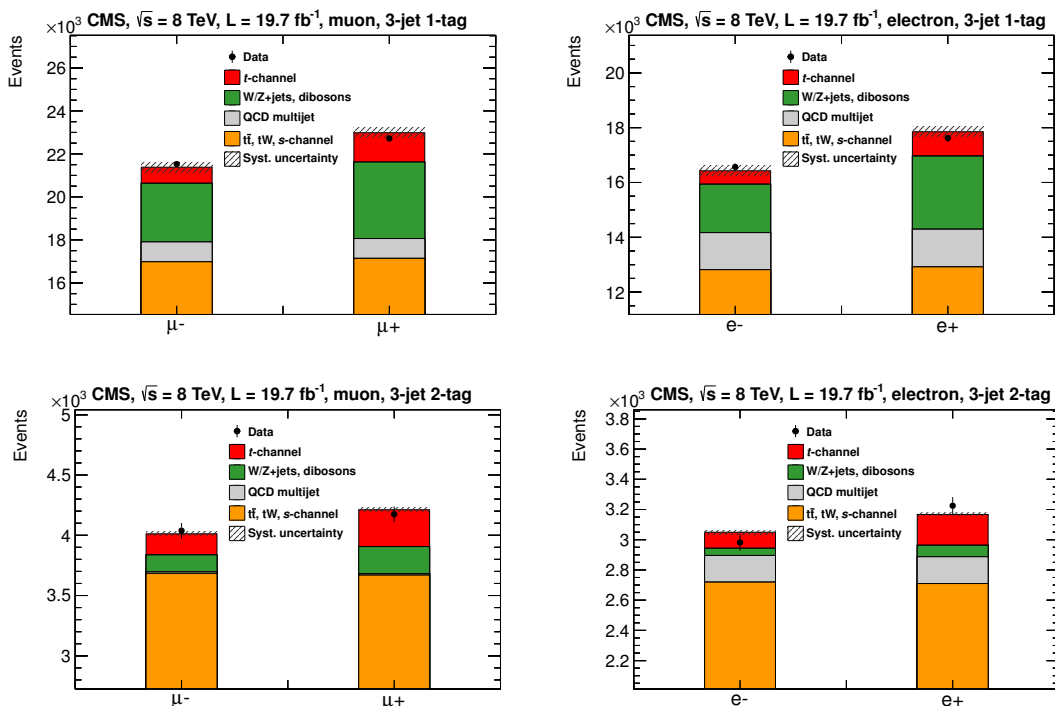


Figure 3. Charge of the lepton in the 3-jet 1-tag (upper left, upper right), 3-jet 2-tag (lower left, lower right) samples for muon and electron decay channels. The sum of all predictions is normalised to the data yield. Systematic uncertainty bands include all uncertainties on the charge ratio.

6 Signal extraction and cross section measurement

Two binned maximum-likelihood fits to the $|\eta_{j'}|$ distributions of the events in the 2-jet 1-tag SR are performed. The first fit extracts the inclusive single-top-quark cross section, the second extracts the separate single t and \bar{t} cross sections.

The expected number of events in each $|\eta_{j'}|$ bin is modelled with the following likelihood function:

$$n(|\eta_{j'}|) = N_s P_s(|\eta_{j'}|) + N_t P_t(|\eta_{j'}|) + N_{EW} P_{EW}(|\eta_{j'}|) + N_{MJ} P_{MJ}(|\eta_{j'}|). \quad (6.1)$$

In addition to the signal (indicated with subscript s), three background components are considered: the electroweak component (with subscript EW composed of W/Z+jets and dibosons), the top quark component (with subscript t composed of $t\bar{t}$ and single-top-quark tW and s -channel processes), and the QCD multijet component (with subscript MJ). In equation (6.1), N_s , N_{EW} , N_t and N_{MJ} are the yields of the signal and of the three background components; P_s , P_b ($b=EW, t, MJ$) are the binned probability distribution functions for the signal and for the different background components.

The inclusive cross section is extracted from events with positively or negatively charged leptons, defining one likelihood function per lepton flavour, as in equation (6.1), then fitting simultaneously the two distributions for muons and electrons. The single t

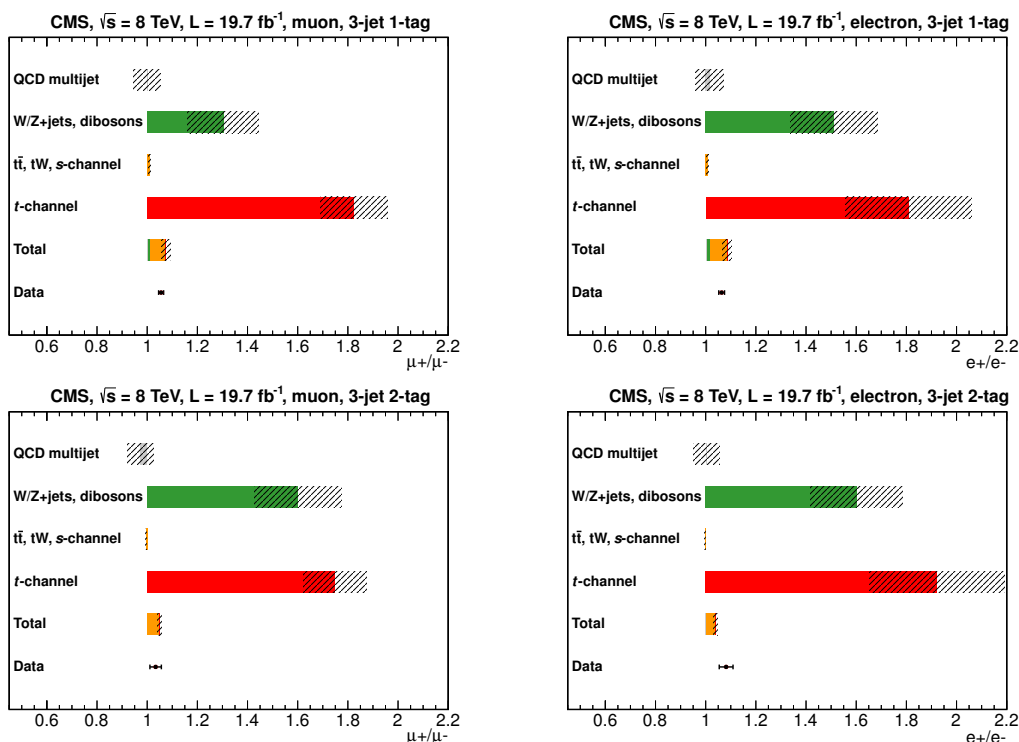


Figure 4. Charge ratio between positively and negatively charged leptons in the 3-jet 1-tag (upper left, upper right), 3-jet 2-tag (lower left, lower right) samples for muon and electron decay channels. The charge ratio is shown separately for each process, as well as after normalising the sum of all predictions to the data yield. Systematic uncertainty bands include all uncertainties.

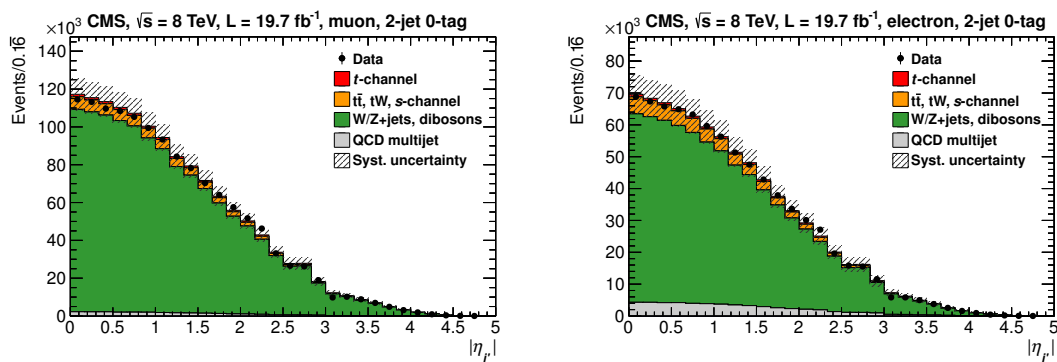


Figure 5. Distribution of $|\eta_{j'}$ in the 2-jet 0-tag sample for muon (left) and electron (right) decay channels. The QCD multijet contribution is derived from the fit to m_T and \cancel{E}_T . Systematic uncertainty bands include pre-fit uncertainties, both on the normalisation and on the shape of the distributions.

and \bar{t} cross sections are extracted by further dividing the events by lepton charge, defining one likelihood function per lepton flavour and per charge, as in equation (6.1), then fitting simultaneously the four distributions.

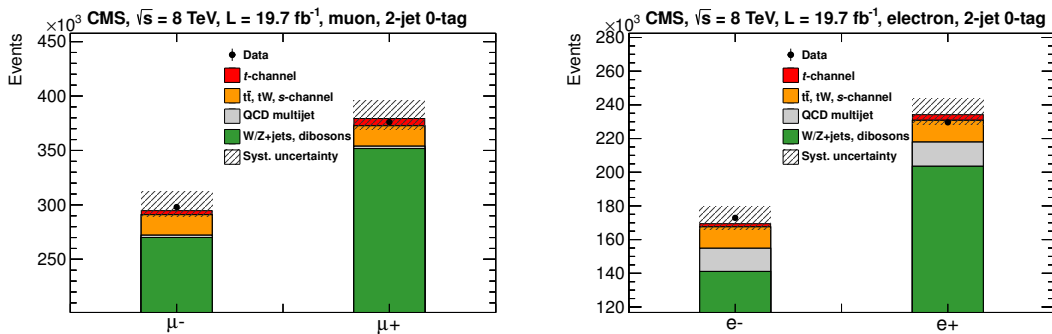


Figure 6. Charge of the lepton in the 2-jet 0-tag sample for muon (left) and electron (right) decay channels. The sum of all predictions is normalised to the data yield. Systematic uncertainty bands include all uncertainties on the charge ratio.

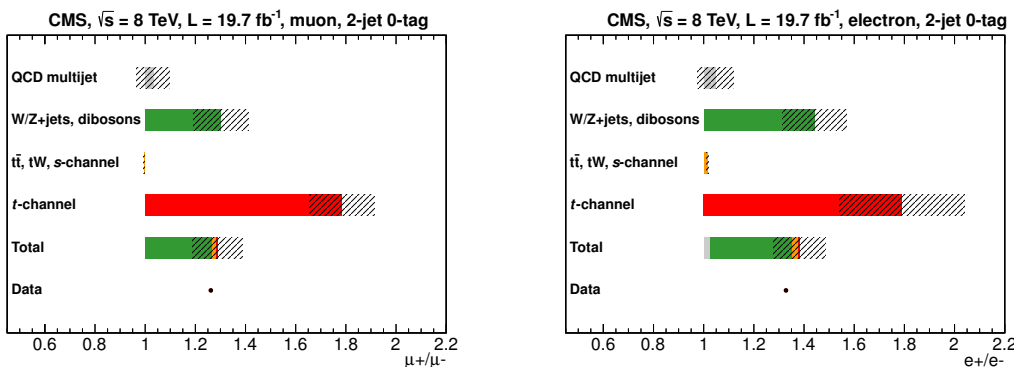


Figure 7. Charge ratio between positively and negatively charged leptons in the 2-jet 0-tag sample for muon (left) and electron (right) decay channels. The charge ratio is shown separately for each process, as well as after normalising the sum of all predictions to the data yield. Systematic uncertainty bands include all uncertainties.

The definition of the probability distribution functions and of the parameters included in the fit are described in the following:

- **Signal:** P_s for both fits is taken from simulation (see also section 3) as the predicted $|\eta_{j'}$ distribution. The total yield N_s is fitted unconstrained in the inclusive single-top-quark cross section fit. Two parameters are introduced in the single t and \bar{t} cross section fit for the positively and negatively charged lepton signal yield and fitted unconstrained.
- **Electroweak component: W/Z + jets, diboson:** the P_{EW} distribution is taken as the sum of the contribution of W/Z+jets and diboson processes. The W/Z+jets normalisation and distribution are estimated from the $m_{\ell\nu b}$ sideband with the method described in section 5. This sideband method is applied to both muons and electrons, inclusively with respect to the lepton charge in the case of the inclusive top-quark cross section fit, and separately for positively and negatively charged leptons in the

case of the single t and \bar{t} cross section fit. The diboson contribution is then taken from simulation. The two contributions are summed together and the total yield N_{EW} is derived by the fit. To take into account the prior knowledge of the normalisation obtained from the sideband a Gaussian constraint is applied to N_{EW} in the fit, i.e. the likelihood function is further multiplied by a Gaussian function of N_{EW} . The mean value of this function is taken from the procedure previously described in this paragraph, while the standard deviation is taken equal to the difference between the data-based yield of W/Z +jets and the expectation from simulation in the sideband region. For the single t and \bar{t} cross section ratio fit, the N_{EW} are fitted separately for positively and negatively charged leptons.

- **Top quark component: $t\bar{t}$, tW and s -channel:** P_t is taken from the data-based procedure described in section 5, to which the single-top-quark tW and s -channel processes are added with a normalisation factor taken from simulation. This contribution is separated by lepton flavour and charge assuming charge symmetry of $t\bar{t}$ and tW events. The s -channel charge ratio is fixed to the SM prediction. The yield N_t is then fitted with a Gaussian constraint, centred on the value obtained from simulation and with a variation of $\pm 10\%$, which is chosen to cover both experimental and theoretical uncertainties on the $t\bar{t}$ cross section.
- **QCD multijet:** P_{MJ} is taken from the QCD multijet enriched sample defined in section 5, adding an extra requirement on the angular distance of the lepton and the jets, $\Delta R(\ell, j) > 0.3$. The yield is fixed to the results of the m_T and \cancel{E}_T fit.

The fit strategy driving this parametrisation is focused on constraining from data the W/Z +jets and $t\bar{t}$ backgrounds. In the particular case of the single t and \bar{t} cross section fit, the event ratio of positively and negatively charged W bosons is constrained as well. The cross sections are extracted using the detector acceptance derived from the simulated signal sample. The total cross section measurement from the inclusive analysis is more precise than the one inferred from the separate-by-charge fit, due to the additional uncertainty from the W charged ratio, which is extracted from data. The $|\eta_{j'}$ distributions for the muon and electron decay channels obtained by normalising the contribution of each process to the value of the inclusive cross section and t and \bar{t} cross section ratio fits are shown in figures 8 and 9, respectively. An indication of the validity of the fit extraction procedure comes from the study of characteristic t -channel properties in the signal sample after normalising each process to the fit results. The reconstructed top-quark mass $m_{\ell\nu b}$ in the region with $|\eta_{j'}| > 2.5$, after scaling each process contribution to the normalisation obtained from the fit, is shown in figure 10. This region is expected to be depleted of background events and enriched in t -channel signal events, hence displaying a characteristic peak around the top-quark mass value, which appears clearly in data for both the muon and the electron channels.

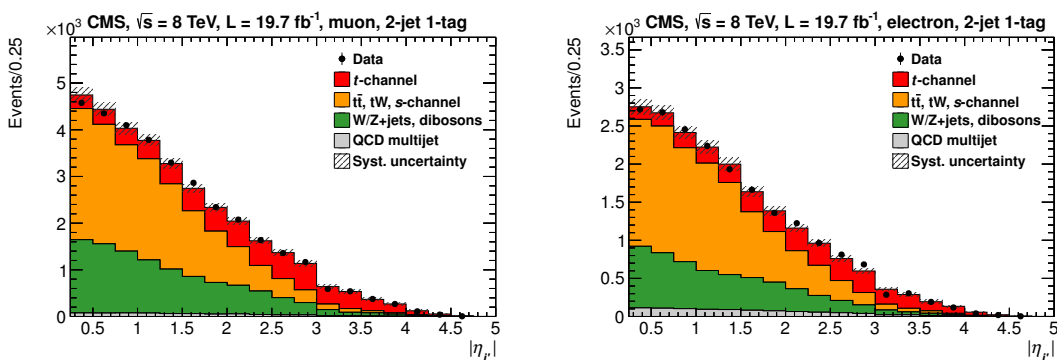


Figure 8. Fitted $|\eta_{j'}|$ distributions for muon (left) and electron (right) decay channels, normalised to the yields obtained from the combined total cross section fit. Systematic uncertainty bands include the shape uncertainties on the distributions.

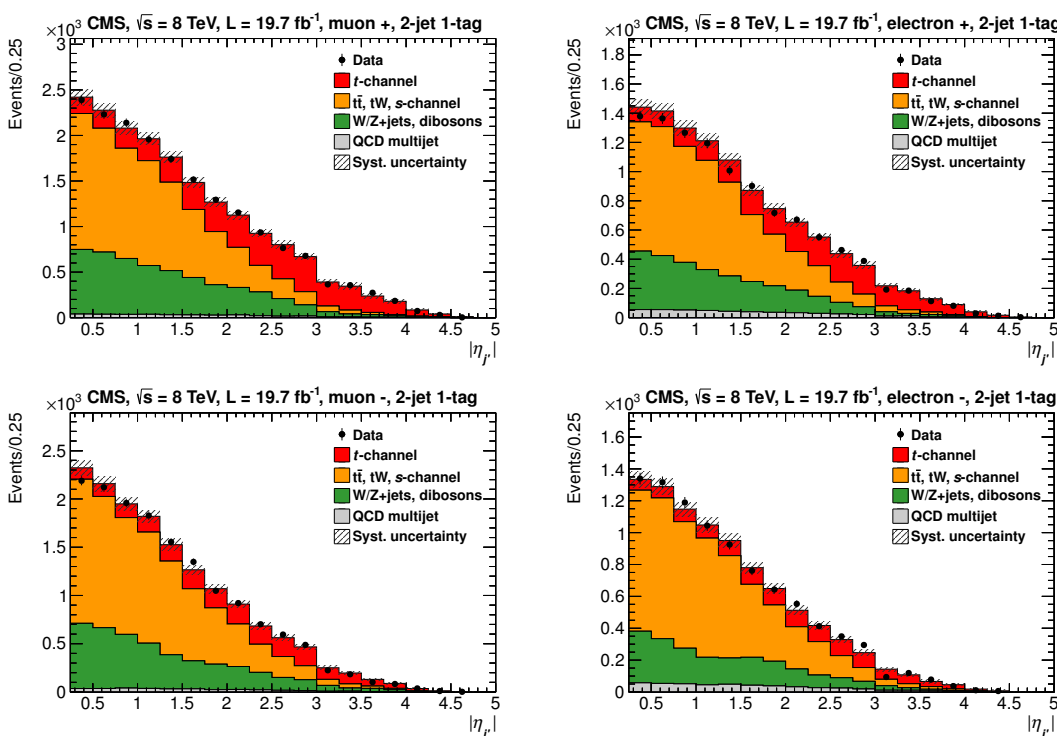


Figure 9. Fitted $|\eta_{j'}|$ distributions for muon (upper left, lower left) and electron (upper right, lower right) decay channels, normalised to the yields obtained from the combined single t and \bar{t} cross section ratio fit. Systematic uncertainty bands include the shape uncertainties on the distributions.

7 Systematic uncertainties

Contributions to the total systematic uncertainty are evaluated, with the exception of the uncertainties on the background estimation described in section 5 and on the simulated samples size, with the following procedure: pseudoexperiments are constructed using for each process the distributions and the yields generated considering the altered scenario. A

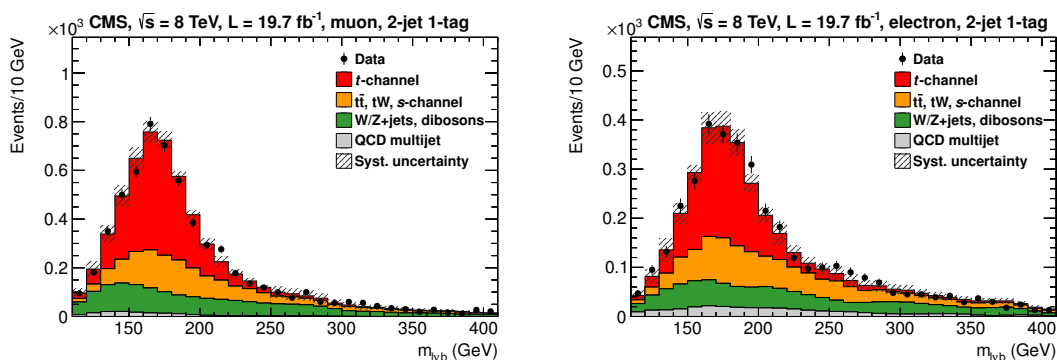


Figure 10. Distribution of reconstructed top-quark mass $m_{\ell\nu b}$ for muon (left) and electron (right) decay channels, in the region with $|\eta_{j'}| > 2.5$, the contribution of each process is scaled to the cross section derived from the fit. Systematic uncertainty bands include the shape uncertainties on the distributions and uncertainties on the normalisation in the $|\eta_{j'}| > 2.5$ region.

fit to the $|\eta_{j'}|$ distribution is then performed for each pseudoexperiment with the nominal setup, and the mean shift of the fit results with respect to the value obtained for the nominal fit is taken as the corresponding uncertainty. A detailed description of each source of systematic uncertainty and of the treatment of uncertainties related to the data-based background estimation and to the size of simulated samples follows:

- **Jet energy scale (JES), jet energy resolution (JER), and missing transverse energy:** all reconstructed jet four-momenta in simulated events are simultaneously varied according to the η - and p_T -dependent uncertainties in the jet energy scale and resolution. The variation of jet momenta causes the total momentum in the transverse plane to change, thus affecting the \cancel{E}_T as well. The component of the missing transverse energy that is not due to particles reconstructed as leptons and photons or clustered in jets (“unclustered \cancel{E}_T ”) is varied by $\pm 10\%$ [30].
- **Pileup:** the uncertainty in the average expected number of additional interactions per bunch crossing ($\pm 5\%$) is propagated as a systematic uncertainty to this measurement.
- **B-tagging:** b-tagging and misidentification (mistag) efficiencies are estimated from control samples [31]. Scale factors are applied to simulated samples to reproduce efficiencies in data and the corresponding uncertainties are propagated as systematic uncertainties.
- **Muon/electron trigger and reconstruction:** single-muon and single-electron trigger efficiency and reconstruction efficiency as a function of the lepton η and p_T are estimated with a “tag-and-probe” method based on Drell–Yan data, as described in ref. [32]. The effect of the incorrect determination of the muon charge is negligible, while for electrons the uncertainty on the determination of the charge has been measured at $\sqrt{s} = 7$ TeV in ref. [33].

- **W+jets, $t\bar{t}$, and QCD multijet estimation:** the distributions and normalisations of these three main backgrounds are derived mostly from data as described in section 5. The uncertainty related to the W+jets and $t\bar{t}$ estimation is evaluated by generating pseudoexperiments in the SB and in the 3-jet 2-tag sample. The background estimation is repeated, and then the fit to $|\eta_{j'}|$ is performed and the uncertainty is taken as the RMS of the distribution of fit results. An uncertainty in the W+jets contribution is obtained from alternative $|\eta_{j'}|$ shapes derived from simulation by varying the W+b-jets and the W+c-jets background fractions by $\pm 30\%$ independently in the SR and SB regions. An additional uncertainty in the $t\bar{t}$ estimation procedure is determined by performing the signal extraction using the $t\bar{t}$ distribution in the entire $m_{\ell\nu b}$ range, then using two different distributions for the signal and background regions. The difference of the two results is taken as the uncertainty. The QCD multijet normalisation is varied by $\pm 50\%$ independently for muon and electron decay channels. This variation range is obtained by performing the multijet estimation under different conditions and assumptions as described in section 5, and taking the maximum difference with respect to the value obtained with the nominal estimation procedure. Additionally, all other systematic uncertainties are coherently propagated through the estimation procedure.
- **Background normalisation:** an uncertainty in the $t\bar{t}$ normalisation of $\pm 10\%$ is considered, covering the difference between theoretical predictions in [7, 8] and [34]. For dibosons and single-top-quark tW and s -channel production the assumed uncertainty is $\pm 30\%$, motivated by refs. [7, 8, 35].
- **Signal modelling:** renormalisation and factorisation scales used in the signal simulation are multiplied or divided by a factor of 2 up and down, and the corresponding variation is considered as the systematic uncertainty. The uncertainty on the simulation is obtained by comparing the results obtained with the nominal POWHEG signal samples with the ones obtained using samples generated by COMPHEP [36, 37]. Half of the difference is taken as systematic uncertainty.
- **PDFs:** the uncertainty due to the choice of the PDF set is estimated by reweighting the simulated events and repeating the signal extraction procedure. The envelope of the CT10 [38], MSTW [9], and NNPDF [39] PDF sets is taken as uncertainty, according to the PDF4LHC recommendations [40].
- **Simulation sample size:** the statistical uncertainty due to the limited size of simulated samples is taken into account by generating pseudoexperiments reproducing the statistical fluctuations of the model. The fit procedure is repeated for each pseudoexperiment and the uncertainty is evaluated as the RMS of the distribution of fit results.
- **Luminosity:** the integrated luminosity is known with a relative uncertainty of $\pm 2.6\%$ [41].

The contribution of each source of uncertainty to the cross section and their ratio measurements is shown in tables 3 and 4, respectively. Uncertainties due to the limited size of simulated and control samples in data for the background estimation do not cancel and thus have an impact on the ratio measurement larger than on the total cross section. Uncertainties that affect the signal efficiency in a similar way for single t and \bar{t} , such as the b -tagging, or the lepton trigger and reconstruction efficiencies, tend to cancel in the cross-section ratio, thus have a smaller impact on its measurement. The luminosity uncertainty cancels as well in the ratio. Uncertainties that affect the background processes that are independent from the lepton charge, like the $t\bar{t}$ or the QCD multijet, have a bigger impact on the single \bar{t} cross section, for which the signal-to-background ratio is less favourable, and for this reason they do not cancel out entirely in the ratio measurement. Since single t and \bar{t} production depend on different quark PDFs, the corresponding PDF uncertainties are largely anticorrelated, and the corresponding contribution is enhanced in the charge-ratio measurement. As the momentum and pseudorapidity spectra of quarks and leptons for the single t and \bar{t} processes are different, the modelling uncertainties and the uncertainties from the jet energy scale and missing transverse energy do not fully cancel out in the ratio measurement.

Because of these differences, the event yields returned by the inclusive single-top-quark cross section and the single t and \bar{t} cross section fits are not numerically identical. A consequence of this is that the values for the total cross section obtained in the two fits differ. In particular the uncertainty in the heavy-flavour component is anticorrelated between the two measurements, and the theoretical uncertainties tend to affect the exclusive extraction more than the inclusive one.

The choice to keep two separate procedures is motivated by the fact that the inclusive fit has a better overall performance regarding the systematic uncertainties in the inclusive cross section measurement.

8 Results

8.1 Cross section measurements

The measured inclusive single-top-quark production cross section in the t -channel is

$$\sigma_{t\text{-ch.}} = 83.6 \pm 2.3 \text{ (stat.)} \pm 7.4 \text{ (syst.) pb.} \tag{8.1}$$

The measured single t and \bar{t} production cross sections in the t -channel are

$$\begin{aligned} \sigma_{t\text{-ch.}}(t) &= 53.8 \pm 1.5 \text{ (stat.)} \pm 4.4 \text{ (syst.) pb,} \\ \sigma_{t\text{-ch.}}(\bar{t}) &= 27.6 \pm 1.3 \text{ (stat.)} \pm 3.7 \text{ (syst.) pb.} \end{aligned} \tag{8.2}$$

A comparison of the currently available measurements of the inclusive cross section with the SM expectation obtained with a QCD computation at MLO with MCFM in the 5F scheme [42] and at NLO+NNLL [43] is shown in figure 11. The measurement is compared to the previous CMS t -channel cross section measurement at $\sqrt{s} = 7 \text{ TeV}$ [12] and the Tevatron measurements at $\sqrt{s} = 1.96 \text{ TeV}$ [10, 16, 17]. The measurements are compared with the QCD expectations computed at NLO with MCFM in the 5F scheme and at

Uncertainty source	$\sigma_{t\text{-ch.}}$ (%)
Statistical uncertainty	± 2.7
JES, JER, MET, and pileup	± 4.3
b-tagging and mis-tag	± 2.5
Lepton reconstruction/trig.	± 0.6
QCD multijet estimation	± 2.3
W+jets, $t\bar{t}$ estimation	± 2.2
Other backgrounds ratio	± 0.3
Signal modeling	± 5.7
PDF uncertainty	± 1.9
Simulation sample size	± 0.7
Luminosity	± 2.6
Total systematic	± 8.9
Total uncertainty	± 9.3
Measured cross section	83.6 ± 7.8 pb

Table 3. Relative impact of systematic uncertainties for the combined muon and electron decay channels.

NLO+NNLL. The error band (width of the curve) is obtained by varying the top-quark mass within its current uncertainty [44, 45], estimating the PDF uncertainty according to the HEPDATA recommendations [46], and varying the factorisation and renormalisation scales coherently by a factor two up and down. The prediction in pp collisions can be also compared with the one at $p\bar{p}$ because the inclusive single-top-quark cross section does not depend on whether the light quark originates from a proton or from an antiproton.

8.2 Cross-section ratios

The ratio of t -channel production cross sections at $\sqrt{s} = 8$ and 7 TeV is derived with respect to the result reported in ref. [12] for the single-top-quark t -channel cross section at $\sqrt{s} = 7$ TeV. Three measurements are combined in ref. [12]: two multivariate analyses and one, the $\eta_{j'}$ analysis, making use of a strategy and a selection that are close to the ones reported in this paper. The correlations between the sources of uncertainties reported in section 7 and those in ref. [12] are determined in the following way: the uncertainties related to signal extraction and background estimation from data are treated as fully uncorrelated between 7 and 8 TeV, while for the rest of the uncertainties the 8 TeV analysis is considered fully correlated with respect to its 7 TeV $\eta_{j'}$ counterpart, and the same choices for correlation as in [12] are adopted between the 8 TeV $\eta_{j'}$ analysis and the two 7 TeV multivariate analyses. Taking into account the correlations as described, the measured ratio is

$$R_{8/7} = \sigma_{t\text{-ch.}}(8 \text{ TeV})/\sigma_{t\text{-ch.}}(7 \text{ TeV}) = 1.24 \pm 0.08 \text{ (stat.)} \pm 0.12 \text{ (syst.)}. \quad (8.3)$$

Uncertainty source	$\sigma_{t\text{-ch.}}(t)$ (%)	$\sigma_{t\text{-ch.}}(\bar{t})$ (%)	$R_{t\text{-ch.}}$ (%)
Statistical uncertainty	± 2.7	± 4.9	± 5.1
JES, JER, MET, and pileup	± 4.2	± 5.2	± 1.1
b-tagging and mis-tag	± 2.6	± 2.6	± 0.2
Lepton reconstruction/trig.	± 0.5	± 0.5	± 0.3
QCD multijet estimation	± 1.6	± 3.5	± 1.9
W+jets, $t\bar{t}$ estimation	± 1.7	± 3.6	± 3.0
Other backgrounds ratio	± 0.1	± 0.2	± 0.6
Signal modeling	± 4.9	± 9.4	± 6.1
PDF uncertainty	± 2.5	± 4.8	± 6.2
Simulation sample size	± 0.6	± 1.1	± 1.2
Luminosity	± 2.6	± 2.6	—
Total systematic	± 8.2	± 13.4	± 9.6
Total uncertainty	± 8.7	± 14.2	± 10.9
Measured cross section or ratio	53.8 ± 4.7 pb	27.6 ± 3.9 pb	1.95 ± 0.21

Table 4. Relative impact of systematic uncertainties on the exclusive single t and \bar{t} production cross sections and the ratio measurements.

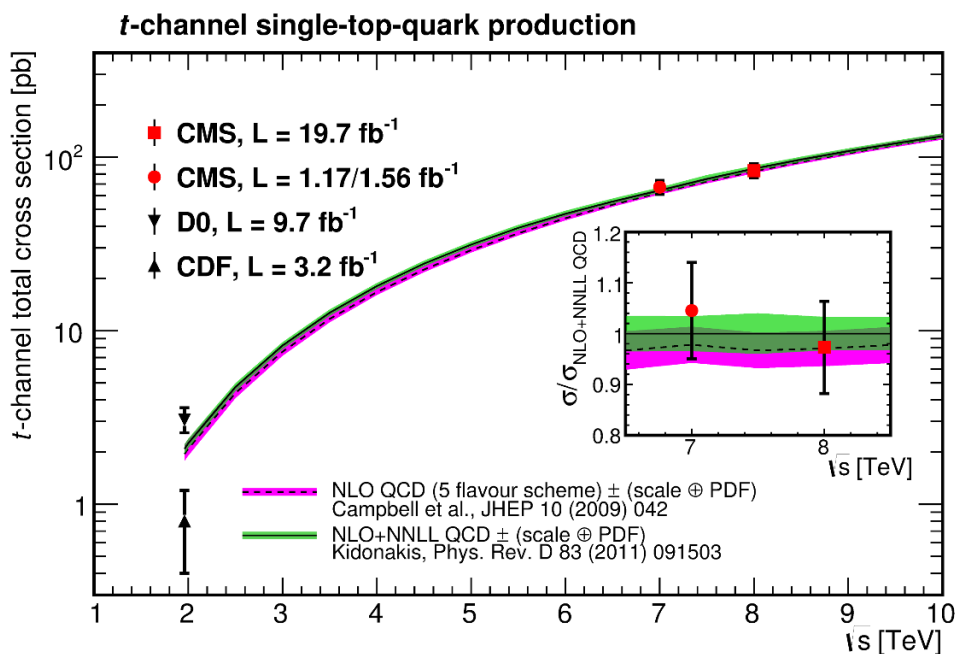


Figure 11. Single-top-quark production cross section in the t -channel versus collider centre-of-mass energy.

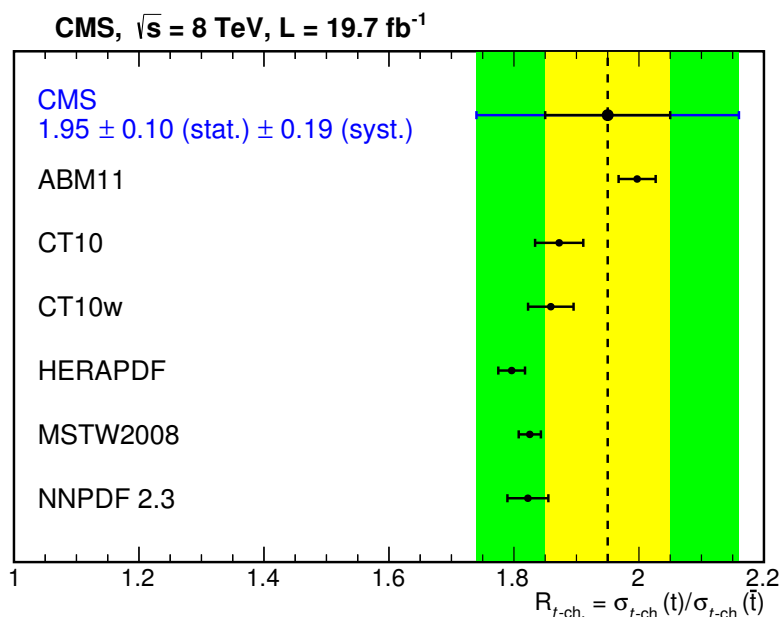


Figure 12. Comparison of the measured $R_{t\text{-ch.}}$ with the predictions obtained using different PDF sets.

The measured ratio of single t to \bar{t} production cross sections at $\sqrt{s} = 8 \text{ TeV}$ is

$$R_{t\text{-ch.}} = \sigma_{t\text{-ch.}}(t)/\sigma_{t\text{-ch.}}(\bar{t}) = 1.95 \pm 0.10 (\text{stat.}) \pm 0.19 (\text{syst.}). \quad (8.4)$$

A comparison is shown in figure 12 of the measured $R_{t\text{-ch.}}$ to the predictions obtained with several PDF sets: MSTW2008NLO [9], HERAPDF1.5 NLO [47], ABM11 [48], CT10, CT10w [38], and NNPDF [39]. For MSTW2008NLO, NNPDF, ABM, and CT10w the fixed 4F scheme PDFs are used together with the POWHEG 4F scheme calculation. The POWHEG calculation in the 5F scheme is used for all other PDFs, as they are derived from a variable flavour scheme. The nominal value for the top-quark mass used is 173.0 GeV. Error bars for the CMS measurement include the statistical (light yellow) and systematic (dark green) components. Error bars for the different PDF sets include the statistical uncertainty, the uncertainty in the factorisation and renormalisation scales, derived varying both of them by a factor 1/2 and 2, and the uncertainty in the top-quark mass, derived varying the top-quark mass between 172.0 and 174.0 GeV. The different PDF sets predictions for this observable are not always compatible with each other within the respective uncertainties, thus displaying the potential for this measurement to discriminate between the different sets, should a better precision be achieved.

8.3 Extraction of $|V_{tb}|$

A feature of t -channel single-top-quark production is the presence of a Wtb vertex. This allows for an interpretation of the cross-section measurement in terms of the parameters regulating the strength of this coupling, most notably the CKM matrix element V_{tb} . The

presence of anomalous couplings at the Wtb vertex can produce anomalous form factors [49–51] which are parametrised as f_{L_V} , where “L V ” refers to the specific left-handed vector nature of the couplings that would modify the interaction strength. In the approximation $|V_{td}|, |V_{ts}| \ll |V_{tb}|$, we consider the top-quark decay branching fraction into Wb , \mathcal{B} , to be almost equal to 1, thus obtaining $|f_{L_V} V_{tb}| = \sqrt{\sigma_{t\text{-ch.}}/\sigma_{t\text{-ch.}}^{\text{theo.}}}$. The choice of this approximation is motivated by the fact that several scenarios beyond the SM predict a deviation of the measured value of f_{L_V} from 1, but only a mild modification of \mathcal{B} [52]. This allows to interpret a possible deviation from SM single-top-quark production cross section in terms of new physics. In the SM case, $f_{L_V} = 1$, implying that the cross-section measurement yields a direct constraint on $|V_{tb}|$. Thus inserting in the definition for $|f_{L_V} V_{tb}|$ the measured cross section from equation (8.1) and the theoretical cross section from equation (1.1) results in

$$|f_{L_V} V_{tb}| = 0.979 \pm 0.045 (\text{exp.}) \pm 0.016 (\text{theo.}), \quad (8.5)$$

where both the experimental and the theoretical uncertainties are reported. The former comes from the uncertainties on the measurement of $\sigma_{t\text{-ch.}}$, while the latter comes from the uncertainties on $\sigma_{t\text{-ch.}}^{\text{theo.}}$. A similar measurement of $|f_{L_V} V_{tb}|$ is performed in ref. [12]. The results for $|f_{L_V} V_{tb}|$ from this paper and from the three analyses in [12] are combined using the best linear unbiased estimator (BLUE) [53] method, considering the full correlation matrix amongst the four measurements and the correlations described for the $R_{8/7}$ measurement, obtaining the following result:

$$|f_{L_V} V_{tb}| = 0.998 \pm 0.038 (\text{exp.}) \pm 0.016 (\text{theo.}) \quad (7+8 \text{ TeV combination}). \quad (8.6)$$

This result can be directly compared with the current world average of $|V_{tb}|$ from the Particle Data Group [54], which is performed without the unitarity constraints on the CKM matrix and, using the above formalism for non-SM contributions, yields $|f_{L_V} V_{tb}| = 0.89 \pm 0.07$. From the result in equation (8.6), the confidence interval for $|V_{tb}|$, assuming the constraints $|V_{tb}| \leq 1$ and $f_{L_V} = 1$, is determined using the Feldman–Cousins unified approach [55], being $|V_{tb}| > 0.92$ at the 95% confidence level.

9 Summary

The total cross sections for production in the t -channel of single top quarks and individual single t and \bar{t} have been measured in proton-proton collisions at the LHC at $\sqrt{s} = 8$ TeV. The inclusive single-top-quark t -channel cross section has been measured to be $\sigma_{t\text{-ch.}} = 83.6 \pm 2.3 (\text{stat.}) \pm 7.4 (\text{syst.})$ pb. The single t and \bar{t} cross sections have been measured to be $\sigma_{t\text{-ch.}}(t) = 53.8 \pm 1.5 (\text{stat.}) \pm 4.4 (\text{syst.})$ pb and $\sigma_{t\text{-ch.}}(\bar{t}) = 27.6 \pm 1.3 (\text{stat.}) \pm 3.7 (\text{syst.})$ pb, respectively. Their ratio has been found to be $R_{t\text{-ch.}} = 1.95 \pm 0.10 (\text{stat.}) \pm 0.19 (\text{syst.})$. The ratio of t -channel single-top-quark production cross sections at $\sqrt{s} = 8$ and 7 TeV has been measured to be $R_{8/7} = 1.24 \pm 0.08 (\text{stat.}) \pm 0.12 (\text{syst.})$. These measurements are in agreement with the standard-model predictions. From the measured single-top-quark production cross section, the modulus of the CKM matrix element V_{tb} has been determined. This result has been combined with the previous CMS measurement at 7 TeV, yielding the most precise measurement of its kind up to date: $|V_{tb}| = 0.998 \pm 0.038 (\text{exp.}) \pm 0.016 (\text{theo.})$. Assuming $|V_{tb}| \leq 1$, the 95% confidence level limit has been found to be $|V_{tb}| > 0.92$.

Acknowledgments

We congratulate our colleagues in the CERN accelerator departments for the excellent performance of the LHC and thank the technical and administrative staffs at CERN and at other CMS institutes for their contributions to the success of the CMS effort. In addition, we gratefully acknowledge the computing centres and personnel of the Worldwide LHC Computing Grid for delivering so effectively the computing infrastructure essential to our analyses. Finally, we acknowledge the enduring support for the construction and operation of the LHC and the CMS detector provided by the following funding agencies: BMWF and FWF (Austria); FNRS and FWO (Belgium); CNPq, CAPES, FAPERJ, and FAPESP (Brazil); MES (Bulgaria); CERN; CAS, MoST, and NSFC (China); COLCIENCIAS (Colombia); MSES and CSF (Croatia); RPF (Cyprus); MoER, SF0690030s09 and ERDF (Estonia); Academy of Finland, MEC, and HIP (Finland); CEA and CNRS/IN2P3 (France); BMBF, DFG, and HGF (Germany); GSRT (Greece); OTKA and NIH (Hungary); DAE and DST (India); IPM (Iran); SFI (Ireland); INFN (Italy); NRF and WCU (Republic of Korea); LAS (Lithuania); MOE and UM (Malaysia); CINVESTAV, CONACYT, SEP, and UASLP-FAI (Mexico); MBIE (New Zealand); PAEC (Pakistan); MSHE and NSC (Poland); FCT (Portugal); JINR (Dubna); MON, RosAtom, RAS and RFBR (Russia); MESTD (Serbia); SEIDI and CPAN (Spain); Swiss Funding Agencies (Switzerland); NSC (Taipei); ThEPCenter, IPST, STAR and NSTDA (Thailand); TUBITAK and TAEK (Turkey); NASU and SFFR (Ukraine); STFC (United Kingdom); DOE and NSF (U.S.A.).

Individuals have received support from the Marie-Curie programme and the European Research Council and EPLANET (European Union); the Leventis Foundation; the A. P. Sloan Foundation; the Alexander von Humboldt Foundation; the Belgian Federal Science Policy Office; the Fonds pour la Formation à la Recherche dans l'Industrie et dans l'Agriculture (FRIA-Belgium); the Agentschap voor Innovatie door Wetenschap en Technologie (IWT-Belgium); the Ministry of Education, Youth and Sports (MEYS) of Czech Republic; the Council of Science and Industrial Research, India; the Compagnia di San Paolo (Torino); the HOMING PLUS programme of Foundation for Polish Science, cofinanced by EU, Regional Development Fund; and the Thalís and Aristeia programmes cofinanced by EU-ESF and the Greek NSRF.

Open Access. This article is distributed under the terms of the Creative Commons Attribution License ([CC-BY 4.0](https://creativecommons.org/licenses/by/4.0/)), which permits any use, distribution and reproduction in any medium, provided the original author(s) and source are credited.

References

- [1] B.W. Harris, E. Laenen, L. Phaf, Z. Sullivan and S. Weinzierl, *The fully differential single top quark cross-section in next to leading order QCD*, *Phys. Rev. D* **66** (2002) 054024 [[hep-ph/0207055](https://arxiv.org/abs/hep-ph/0207055)] [[INSPIRE](https://inspirehep.net/literature/58811)].
- [2] N. Kidonakis, *Higher-order soft gluon corrections in single top quark production at the LHC*, *Phys. Rev. D* **75** (2007) 071501 [[hep-ph/0701080](https://arxiv.org/abs/hep-ph/0701080)] [[INSPIRE](https://inspirehep.net/literature/145111)].
- [3] J.M. Campbell and F. Tramontano, *Next-to-leading order corrections to Wt production and decay*, *Nucl. Phys. B* **726** (2005) 109 [[hep-ph/0506289](https://arxiv.org/abs/hep-ph/0506289)] [[INSPIRE](https://inspirehep.net/literature/43711)].

- [4] R. Frederix, E. Re and P. Torrielli, *Single-top t -channel hadroproduction in the four-flavour scheme with POWHEG and aMC@NLO*, *JHEP* **09** (2012) 130 [[arXiv:1207.5391](#)] [[INSPIRE](#)].
- [5] J.A. Aguilar-Saavedra, *Single top quark production at LHC with anomalous Wtb couplings*, *Nucl. Phys. B* **804** (2008) 160 [[arXiv:0803.3810](#)] [[INSPIRE](#)].
- [6] J. Gao, C.S. Li, L.L. Yang and H. Zhang, *Search for anomalous top quark production at the early LHC*, *Phys. Rev. Lett.* **107** (2011) 092002 [[arXiv:1104.4945](#)] [[INSPIRE](#)].
- [7] N. Kidonakis, *Differential and total cross sections for top pair and single top production*, in *Proceedings of the XX International Workshop on Deep-Inelastic Scattering and Related Subjects*, [DESY-PROC-2012-02/251](#), Bonn Germany (2012) [[arXiv:1205.3453](#)] [[INSPIRE](#)].
- [8] N. Kidonakis, *Top quark production*, [arXiv:1311.0283](#) [[INSPIRE](#)].
- [9] A.D. Martin, W.J. Stirling, R.S. Thorne and G. Watt, *Parton distributions for the LHC*, *Eur. Phys. J. C* **63** (2009) 189 [[arXiv:0901.0002](#)] [[INSPIRE](#)].
- [10] CDF collaboration, T. Aaltonen et al., *Observation of single top quark production and measurement of $|V_{tb}|$ with CDF*, *Phys. Rev. D* **82** (2010) 112005 [[arXiv:1004.1181](#)] [[INSPIRE](#)].
- [11] D0 collaboration, V.M. Abazov et al., *Measurements of single top quark production cross sections and $|V_{tb}|$ in $p\bar{p}$ collisions at $\sqrt{s} = 1.96$ TeV*, *Phys. Rev. D* **84** (2011) 112001 [[arXiv:1108.3091](#)] [[INSPIRE](#)].
- [12] CMS collaboration, *Measurement of the single-top-quark t -channel cross section in pp collisions at $\sqrt{s} = 7$ TeV*, *JHEP* **12** (2012) 035 [[arXiv:1209.4533](#)] [[INSPIRE](#)].
- [13] CMS collaboration, *Measurement of the t -channel single top quark production cross section in pp collisions at $\sqrt{s} = 7$ TeV*, *Phys. Rev. Lett.* **107** (2011) 091802 [[arXiv:1106.3052](#)] [[INSPIRE](#)].
- [14] ATLAS collaboration, *Measurement of the t -channel single top-quark production cross section in pp collisions at $\sqrt{s} = 7$ TeV with the ATLAS detector*, *Phys. Lett. B* **717** (2012) 330 [[arXiv:1205.3130](#)] [[INSPIRE](#)].
- [15] CMS collaboration, *Observation of the associated production of a single top quark and a W boson in pp collisions at $\sqrt{s} = 8$ TeV*, submitted to *Phys. Rev. Lett.* [[arXiv:1401.2942](#)] [[INSPIRE](#)].
- [16] D0 collaboration, V.M. Abazov et al., *Evidence for s -channel single top quark production in $p\bar{p}$ collisions at $\sqrt{s} = 1.96$ TeV*, *Phys. Lett. B* **726** (2013) 656 [[arXiv:1307.0731](#)] [[INSPIRE](#)].
- [17] CDF and D0 collaborations, T.A. Aaltonen et al., *Observation of s -channel production of single top quarks at the Tevatron*, submitted to *Phys. Rev. Lett.* [[arXiv:1402.5126](#)] [[INSPIRE](#)].
- [18] CMS collaboration, *The CMS experiment at the CERN LHC*, 2008 *JINST* **3** S08004 [[INSPIRE](#)].
- [19] E. Re, *Single-top Wt -channel production matched with parton showers using the POWHEG method*, *Eur. Phys. J. C* **71** (2011) 1547 [[arXiv:1009.2450](#)] [[INSPIRE](#)].
- [20] S. Alioli, P. Nason, C. Oleari and E. Re, *A general framework for implementing NLO calculations in shower Monte Carlo programs: the POWHEG BOX*, *JHEP* **06** (2010) 043 [[arXiv:1002.2581](#)] [[INSPIRE](#)].

- [21] S. Alioli, P. Nason, C. Oleari and E. Re, *NLO single-top production matched with shower in POWHEG: s- and t-channel contributions*, *JHEP* **09** (2009) 111 [Erratum *ibid.* **02** (2010) 011] [[arXiv:0907.4076](#)] [[INSPIRE](#)].
- [22] S. Frixione, P. Nason and C. Oleari, *Matching NLO QCD computations with parton shower simulations: the POWHEG method*, *JHEP* **11** (2007) 070 [[arXiv:0709.2092](#)] [[INSPIRE](#)].
- [23] T. Sjöstrand, S. Mrenna and P.Z. Skands, *PYTHIA 6.4 physics and manual*, *JHEP* **05** (2006) 026 [[hep-ph/0603175](#)] [[INSPIRE](#)].
- [24] J. Alwall, M. Herquet, F. Maltoni, O. Mattelaer and T. Stelzer, *MadGraph 5: going beyond*, *JHEP* **06** (2011) 128 [[arXiv:1106.0522](#)] [[INSPIRE](#)].
- [25] P.M. Nadolsky et al., *Implications of CTEQ global analysis for collider observables*, *Phys. Rev. D* **78** (2008) 013004 [[arXiv:0802.0007](#)] [[INSPIRE](#)].
- [26] M. Czakon, P. Fiedler and A. Mitov, *Total top-quark pair-production cross section at hadron colliders through $O(\alpha_S^4)$* , *Phys. Rev. Lett.* **110** (2013) 252004 [[arXiv:1303.6254](#)] [[INSPIRE](#)].
- [27] CMS collaboration, *Particle-flow event reconstruction in CMS and performance for jets, taus, and \cancel{E}_T* , *CMS-PAS-PFT-09-001*, CERN, Geneva Switzerland (2009).
- [28] CMS collaboration, *Commissioning of the particle-flow reconstruction in minimum-bias and jet events from pp collisions at 7 TeV*, *CMS-PAS-PFT-10-002*, CERN, Geneva Switzerland (2010).
- [29] M. Cacciari, G.P. Salam and G. Soyez, *The anti- k_t jet clustering algorithm*, *JHEP* **04** (2008) 063 [[arXiv:0802.1189](#)] [[INSPIRE](#)].
- [30] CMS collaboration, *Determination of jet energy calibration and transverse momentum resolution in CMS*, *2011 JINST* **6** P11002 [[arXiv:1107.4277](#)] [[INSPIRE](#)].
- [31] CMS collaboration, *Identification of b-quark jets with the CMS experiment*, *2013 JINST* **8** P04013 [[arXiv:1211.4462](#)] [[INSPIRE](#)].
- [32] CMS collaboration, *Measurements of inclusive W and Z cross sections in pp collisions at $\sqrt{s} = 7$ TeV*, *JHEP* **01** (2011) 080 [[arXiv:1012.2466](#)] [[INSPIRE](#)].
- [33] CMS collaboration, *Measurement of the lepton charge asymmetry in inclusive W production in pp collisions at $\sqrt{s} = 7$ TeV*, *JHEP* **04** (2011) 050 [[arXiv:1103.3470](#)] [[INSPIRE](#)].
- [34] M. Cacciari, M. Czakon, M. Mangano, A. Mitov and P. Nason, *Top-pair production at hadron colliders with next-to-next-to-leading logarithmic soft-gluon resummation*, *Phys. Lett. B* **710** (2012) 612 [[arXiv:1111.5869](#)] [[INSPIRE](#)].
- [35] J.M. Campbell and R.K. Ellis, *MCFM for the Tevatron and the LHC*, *Nucl. Phys. Proc. Suppl.* **205-206** (2010) 10 [[arXiv:1007.3492](#)] [[INSPIRE](#)].
- [36] COMPHEP collaboration, E. Boos et al., *CompHEP 4.4: automatic computations from Lagrangians to events*, *Nucl. Instrum. Meth. A* **534** (2004) 250 [[hep-ph/0403113](#)] [[INSPIRE](#)].
- [37] A. Pukhov et al., *CompHEP: a package for evaluation of Feynman diagrams and integration over multiparticle phase space*, [hep-ph/9908288](#) [[INSPIRE](#)].
- [38] H.-L. Lai et al., *New parton distributions for collider physics*, *Phys. Rev. D* **82** (2010) 074024 [[arXiv:1007.2241](#)] [[INSPIRE](#)].
- [39] R.D. Ball et al., *Parton distributions with LHC data*, *Nucl. Phys. B* **867** (2013) 244 [[arXiv:1207.1303](#)] [[INSPIRE](#)].

- [40] M. Botje et al., *The PDF4LHC working group interim recommendations*, [arXiv:1101.0538](#) [[INSPIRE](#)].
- [41] CMS collaboration, *CMS luminosity based on pixel cluster counting — summer 2013 update*, [CMS-PAS-LUM-13-001](#), CERN, Geneva Switzerland (2013).
- [42] J.M. Campbell, R. Frederix, F. Maltoni and F. Tramontano, *NLO predictions for t-channel production of single top and fourth generation quarks at hadron colliders*, *JHEP* **10** (2009) 042 [[arXiv:0907.3933](#)] [[INSPIRE](#)].
- [43] N. Kidonakis, *Next-to-next-to-leading-order collinear and soft gluon corrections for t-channel single top quark production*, *Phys. Rev. D* **83** (2011) 091503 [[arXiv:1103.2792](#)] [[INSPIRE](#)].
- [44] CDF and D0 collaborations, T. Aaltonen et al., *Combination of the top-quark mass measurements from the Tevatron collider*, *Phys. Rev. D* **86** (2012) 092003 [[arXiv:1207.1069](#)] [[INSPIRE](#)].
- [45] TEVATRON ELECTROWEAK WORKING GROUP, CDF and D0 collaborations, *Combination of CDF and D0 results on the mass of the top quark using up to 8.7 fb⁻¹ at the Tevatron*, [arXiv:1305.3929](#) [[INSPIRE](#)].
- [46] J.M. Campbell, J.W. Huston and W.J. Stirling, *Hard interactions of quarks and gluons: a primer for LHC physics*, *Rept. Prog. Phys.* **70** (2007) 89 [[hep-ph/0611148](#)] [[INSPIRE](#)].
- [47] H1 and ZEUS collaborations, F.D. Aaron et al., *Combined measurement and QCD analysis of the inclusive e[±]p scattering cross sections at HERA*, *JHEP* **01** (2010) 109 [[arXiv:0911.0884](#)] [[INSPIRE](#)].
- [48] S. Alekhin, J. Blumlein and S. Moch, *Parton distribution functions and benchmark cross sections at NNLO*, *Phys. Rev. D* **86** (2012) 054009 [[arXiv:1202.2281](#)] [[INSPIRE](#)].
- [49] J.A. Aguilar-Saavedra, *A minimal set of top anomalous couplings*, *Nucl. Phys. B* **812** (2009) 181 [[arXiv:0811.3842](#)] [[INSPIRE](#)].
- [50] G.L. Kane, G.A. Ladinsky and C.P. Yuan, *Using the top quark for testing Standard Model polarization and CP predictions*, *Phys. Rev. D* **45** (1992) 124 [[INSPIRE](#)].
- [51] T.G. Rizzo, *Single top quark production as a probe for anomalous moments at hadron colliders*, *Phys. Rev. D* **53** (1996) 6218 [[hep-ph/9506351](#)] [[INSPIRE](#)].
- [52] J. Alwall et al., *Is $V_{tb} \simeq 1$?*, *Eur. Phys. J. C* **49** (2007) 791 [[hep-ph/0607115](#)] [[INSPIRE](#)].
- [53] L. Lyons, D. Gibaut and P. Clifford, *How to combine correlated estimates of a single physical quantity*, *Nucl. Instrum. Meth. A* **270** (1988) 110 [[INSPIRE](#)].
- [54] PARTICLE DATA GROUP collaboration, J. Beringer et al., *Review of particle physics (RPP)*, *Phys. Rev. D* **86** (2012) 010001 [[INSPIRE](#)].
- [55] G.J. Feldman and R.D. Cousins, *A unified approach to the classical statistical analysis of small signals*, *Phys. Rev. D* **57** (1998) 3873 [[physics/9711021](#)] [[INSPIRE](#)].

The CMS collaboration

Yerevan Physics Institute, Yerevan, Armenia

V. Khachatryan, A.M. Sirunyan, A. Tumasyan

Institut für Hochenergiephysik der OeAW, Wien, Austria

W. Adam, T. Bergauer, M. Dragicevic, J. Erö, C. Fabjan¹, M. Friedl, R. Frühwirth¹, V.M. Ghete, C. Hartl, N. Hörmann, J. Hrubec, M. Jeitler¹, W. Kiesenhofer, V. Knünz, M. Krammer¹, I. Krätschmer, D. Liko, I. Mikulec, D. Rabady², B. Rahbaran, H. Rohringer, R. Schöfbeck, J. Strauss, A. Taurok, W. Treberer-Treberspurg, W. Waltenberger, C.-E. Wulz¹

National Centre for Particle and High Energy Physics, Minsk, Belarus

V. Mossolov, N. Shumeiko, J. Suarez Gonzalez

Universiteit Antwerpen, Antwerpen, Belgium

S. Alderweireldt, M. Bansal, S. Bansal, T. Cornelis, E.A. De Wolf, X. Janssen, A. Knutsson, S. Luyckx, S. Ochesanu, B. Roland, R. Rougny, M. Van De Klundert, H. Van Haeevermaet, P. Van Mechelen, N. Van Remortel, A. Van Spilbeeck

Vrije Universiteit Brussel, Brussel, Belgium

F. Blekman, S. Blyweert, J. D'Hondt, N. Daci, N. Heracleous, A. Kalogeropoulos, J. Keaveney, T.J. Kim, S. Lowette, M. Maes, A. Olbrechts, Q. Python, D. Strom, S. Tavernier, W. Van Doninck, P. Van Mulders, G.P. Van Onsem, I. Villella

Université Libre de Bruxelles, Bruxelles, Belgium

C. Caillol, B. Clerbaux, G. De Lentdecker, L. Favart, A.P.R. Gay, A. Grebenyuk, A. Léonard, P.E. Marage, A. Mohammadi, L. Perniè, T. Reis, T. Seva, L. Thomas, C. Vander Velde, P. Vanlaer, J. Wang

Ghent University, Ghent, Belgium

V. Adler, K. Beernaert, L. Benucci, A. Cimmino, S. Costantini, S. Crucy, S. Dildick, A. Fagot, G. Garcia, B. Klein, J. Mccartin, A.A. Ocampo Rios, D. Ryckbosch, S. Salva Diblen, M. Sigamani, N. Strobbe, F. Thyssen, M. Tytgat, E. Yazgan, N. Zaganidis

Université Catholique de Louvain, Louvain-la-Neuve, Belgium

S. Basegmez, C. Beluffi³, G. Bruno, R. Castello, A. Caudron, L. Ceard, G.G. Da Silveira, C. Delaere, T. du Pree, D. Favart, L. Forthomme, A. Giammanco⁴, J. Hollar, P. Jez, M. Komm, V. Lemaître, J. Liao, C. Nuttens, D. Pagano, A. Pin, K. Piotrkowski, A. Popov⁵, L. Quertenmont, M. Selvaggi, M. Vidal Marono, J.M. Vizan Garcia

Université de Mons, Mons, Belgium

N. Belyi, T. Caebergs, E. Daubie, G.H. Hammad

Centro Brasileiro de Pesquisas Fisicas, Rio de Janeiro, Brazil

G.A. Alves, M. Correa Martins Junior, T. Dos Reis Martins, M.E. Pol

Universidade do Estado do Rio de Janeiro, Rio de Janeiro, Brazil

W.L. Aldá Júnior, W. Carvalho, J. Chinellato⁶, A. Custódio, E.M. Da Costa, D. De Jesus Damiao, C. De Oliveira Martins, S. Fonseca De Souza, H. Malbouisson, M. Malek, D. Matos Figueiredo, L. Mundim, H. Nogima, W.L. Prado Da Silva, J. Santaolalla, A. Santoro, A. Sznajder, E.J. Tonelli Manganote⁶, A. Vilela Pereira

Universidade Estadual Paulista ^a, Universidade Federal do ABC ^b, São Paulo, Brazil

C.A. Bernardes^b, F.A. Dias^{a,7}, T.R. Fernandez Perez Tomei^a, E.M. Gregores^b, P.G. Mercadante^b, S.F. Novaes^a, Sandra S. Padula^a

Institute for Nuclear Research and Nuclear Energy, Sofia, Bulgaria

V. Genchev², P. Iaydjiev², A. Marinov, S. Piperov, M. Rodozov, G. Sultanov, M. Vutova

University of Sofia, Sofia, Bulgaria

A. Dimitrov, I. Glushkov, R. Hadjiiska, V. Kozhuharov, L. Litov, B. Pavlov, P. Petkov

Institute of High Energy Physics, Beijing, China

J.G. Bian, G.M. Chen, H.S. Chen, M. Chen, R. Du, C.H. Jiang, D. Liang, S. Liang, R. Plestina⁸, J. Tao, X. Wang, Z. Wang

State Key Laboratory of Nuclear Physics and Technology, Peking University, Beijing, China

C. Asawatangtrakuldee, Y. Ban, Y. Guo, Q. Li, W. Li, S. Liu, Y. Mao, S.J. Qian, D. Wang, L. Zhang, W. Zou

Universidad de Los Andes, Bogota, Colombia

C. Avila, L.F. Chaparro Sierra, C. Florez, J.P. Gomez, B. Gomez Moreno, J.C. Sanabria

Technical University of Split, Split, Croatia

N. Godinovic, D. Lelas, D. Polic, I. Puljak

University of Split, Split, Croatia

Z. Antunovic, M. Kovac

Institute Rudjer Boskovic, Zagreb, Croatia

V. Brigljevic, K. Kadija, J. Luetic, D. Mekterovic, S. Morovic, L. Sudic

University of Cyprus, Nicosia, Cyprus

A. Attikis, G. Mavromanolakis, J. Mousa, C. Nicolaou, F. Ptochos, P.A. Razis

Charles University, Prague, Czech Republic

M. Bodlak, M. Finger, M. Finger Jr.

Academy of Scientific Research and Technology of the Arab Republic of Egypt, Egyptian Network of High Energy Physics, Cairo, Egypt

Y. Assran⁹, A. Ellithi Kamel¹⁰, M.A. Mahmoud¹¹, A. Radi^{12,13}

National Institute of Chemical Physics and Biophysics, Tallinn, Estonia

M. Kadastik, M. Murumaa, M. Raidal, A. Tiko

Department of Physics, University of Helsinki, Helsinki, Finland

P. Eerola, G. Fedi, M. Voutilainen

Helsinki Institute of Physics, Helsinki, Finland

J. Härkönen, V. Karimäki, R. Kinnunen, M.J. Kortelainen, T. Lampén, K. Lassila-Perini, S. Lehti, T. Lindén, P. Luukka, T. Mäenpää, T. Peltola, E. Tuominen, J. Tuominiemi, E. Tuovinen, L. Wendland

Lappeenranta University of Technology, Lappeenranta, Finland

T. Tuuva

DSM/IRFU, CEA/Saclay, Gif-sur-Yvette, France

M. Besancon, F. Couderc, M. Dejardin, D. Denegri, B. Fabbro, J.L. Faure, C. Favaro, F. Ferri, S. Ganjour, A. Givernaud, P. Gras, G. Hamel de Monchenault, P. Jarry, E. Locci, J. Malcles, A. Nayak, J. Rander, A. Rosowsky, M. Titov

Laboratoire Leprince-Ringuet, Ecole Polytechnique, IN2P3-CNRS, Palaiseau, France

S. Baffioni, F. Beaudette, P. Busson, C. Charlot, T. Dahms, M. Dalchenko, L. Dobrzynski, N. Filipovic, A. Florent, R. Granier de Cassagnac, L. Mastrolorenzo, P. Miné, C. Mironov, I.N. Naranjo, M. Nguyen, C. Ochando, P. Paganini, R. Salerno, J.b. Sauvan, Y. Sirois, C. Veelken, Y. Yilmaz, A. Zabi

Institut Pluridisciplinaire Hubert Curien, Université de Strasbourg, Université de Haute Alsace Mulhouse, CNRS/IN2P3, Strasbourg, FranceJ.-L. Agram¹⁴, J. Andrea, A. Aubin, D. Bloch, J.-M. Brom, E.C. Chabert, C. Collard, E. Conte¹⁴, J.-C. Fontaine¹⁴, D. Gelé, U. Goerlach, C. Goetzmann, A.-C. Le Bihan, P. Van Hove**Centre de Calcul de l'Institut National de Physique Nucleaire et de Physique des Particules, CNRS/IN2P3, Villeurbanne, France**

S. Gadrat

Université de Lyon, Université Claude Bernard Lyon 1, CNRS-IN2P3, Institut de Physique Nucléaire de Lyon, Villeurbanne, FranceS. Beauceron, N. Beaupere, G. Boudoul, S. Brochet, C.A. Carrillo Montoya, J. Chasserat, R. Chierici, D. Contardo², P. Depasse, H. El Mamouni, J. Fan, J. Fay, S. Gascon, M. Gouzevitch, B. Ille, T. Kurca, M. Lethuillier, L. Mirabito, S. Perries, J.D. Ruiz Alvarez, D. Sabes, L. Sgandurra, V. Sordini, M. Vander Donckt, P. Verdier, S. Viret, H. Xiao**Institute of High Energy Physics and Informatization, Tbilisi State University, Tbilisi, Georgia**Z. Tsamalaidze¹⁵**RWTH Aachen University, I. Physikalisches Institut, Aachen, Germany**C. Autermann, S. Beranek, M. Bontenackels, B. Calpas, M. Edelhoff, L. Feld, O. Hindrichs, K. Klein, A. Ostapchuk, A. Perieanu, F. Raupach, J. Sammet, S. Schael, D. Sprenger, H. Weber, B. Wittmer, V. Zhukov⁵

RWTH Aachen University, III. Physikalisches Institut A, Aachen, Germany

M. Ata, J. Caudron, E. Dietz-Laursonn, D. Duchardt, M. Erdmann, R. Fischer, A. Güth, T. Hebbeker, C. Heidemann, K. Hoepfner, D. Klingebiel, S. Knutzen, P. Kreuzer, M. Merzschmeyer, A. Meyer, M. Olschewski, K. Padeken, P. Papacz, H. Reithler, S.A. Schmitz, L. Sonnenschein, D. Teyssier, S. Thüer, M. Weber

RWTH Aachen University, III. Physikalisches Institut B, Aachen, Germany

V. Cherepanov, Y. Erdogan, G. Flügge, H. Geenen, M. Geisler, W. Haj Ahmad, F. Hoehle, B. Kargoll, T. Kress, Y. Kuessel, J. Lingemann², A. Nowack, I.M. Nugent, L. Perchalla, O. Pooth, A. Stahl

Deutsches Elektronen-Synchrotron, Hamburg, Germany

I. Asin, N. Bartosik, J. Behr, W. Behrenhoff, U. Behrens, A.J. Bell, M. Bergholz¹⁶, A. Bethani, K. Borras, A. Burgmeier, A. Cakir, L. Calligaris, A. Campbell, S. Choudhury, F. Costanza, C. Diez Pardos, S. Dooling, T. Dorland, G. Eckerlin, D. Eckstein, T. Eichhorn, G. Flucke, J. Garay Garcia, A. Geiser, P. Gunnellini, J. Hauk, G. Hellwig, M. Hempel, D. Horton, H. Jung, M. Kasemann, P. Katsas, J. Kieseler, C. Kleinwort, D. Krücker, W. Lange, J. Leonard, K. Lipka, W. Lohmann¹⁶, B. Lutz, R. Mankel, I. Marfin, I.-A. Melzer-Pellmann, A.B. Meyer, J. Mnich, A. Mussgiller, S. Naumann-Emme, O. Novgorodova, F. Nowak, E. Ntomari, H. Perrey, D. Pitzl, R. Placakyte, A. Raspereza, P.M. Ribeiro Cipriano, E. Ron, M.Ö. Sahin, J. Salfeld-Nebgen, P. Saxena, R. Schmidt¹⁶, T. Schoerner-Sadenius, M. Schröder, A.D.R. Vargas Trevino, R. Walsh, C. Wissing

University of Hamburg, Hamburg, Germany

M. Aldaya Martin, V. Blobel, M. Centis Vignali, J. Erfle, E. Garutti, K. Goebel, M. Görner, M. Gosselink, J. Haller, R.S. Höing, H. Kirschenmann, R. Klanner, R. Kogler, J. Lange, T. Lapsien, T. Lenz, I. Marchesini, J. Ott, T. Peiffer, N. Pietsch, D. Rathjens, C. Sander, H. Schettler, P. Schleper, E. Schlieckau, A. Schmidt, M. Seidel, J. Sibille¹⁷, V. Sola, H. Stadie, G. Steinbrück, D. Troendle, E. Usai, L. Vanelderden

Institut für Experimentelle Kernphysik, Karlsruhe, Germany

C. Barth, C. Baus, J. Berger, C. Böser, E. Butz, T. Chwalek, W. De Boer, A. Descroix, A. Dierlamm, M. Feindt, M. Guthoff², F. Hartmann², T. Hauth², U. Husemann, I. Katkov⁵, A. Kornmayer², E. Kuznetsova, P. Lobelle Pardo, M.U. Mozer, Th. Müller, A. Nürnberg, G. Quast, K. Rabbertz, F. Ratnikov, S. Röcker, H.J. Simonis, F.M. Stober, R. Ulrich, J. Wagner-Kuhr, S. Wayand, T. Weiler

Institute of Nuclear and Particle Physics (INPP), NCSR Demokritos, Aghia Paraskevi, Greece

G. Anagnostou, G. Daskalakis, T. Gerasis, V.A. Giakoumopoulou, A. Kyriakis, D. Loukas, A. Markou, C. Markou, A. Psallidas, I. Topsis-Giotis

University of Athens, Athens, Greece

L. Gouskos, A. Panagiotou, N. Saoulidou, E. Stiliaris

University of Ioánnina, Ioánnina, Greece

X. Aslanoglou, I. Evangelou², G. Flouris, C. Foudas², P. Kokkas, N. Manthos, I. Papadopoulos, E. Paradas

Wigner Research Centre for Physics, Budapest, Hungary

G. Bencze², C. Hajdu, P. Hidas, D. Horvath¹⁸, F. Sikler, V. Veszpremi, G. Vesztergombi¹⁹, A.J. Zsigmond

Institute of Nuclear Research ATOMKI, Debrecen, Hungary

N. Beni, S. Czellar, J. Karancsi²⁰, J. Molnar, J. Palinkas, Z. Szillasi

University of Debrecen, Debrecen, Hungary

P. Raics, Z.L. Trocsanyi, B. Ujvari

National Institute of Science Education and Research, Bhubaneswar, India

S.K. Swain

Panjab University, Chandigarh, India

S.B. Beri, V. Bhatnagar, N. Dhingra, R. Gupta, A.K. Kalsi, M. Kaur, M. Mittal, N. Nishu, J.B. Singh

University of Delhi, Delhi, India

Ashok Kumar, Arun Kumar, S. Ahuja, A. Bhardwaj, B.C. Choudhary, A. Kumar, S. Malhotra, M. Naimuddin, K. Ranjan, V. Sharma

Saha Institute of Nuclear Physics, Kolkata, India

S. Banerjee, S. Bhattacharya, K. Chatterjee, S. Dutta, B. Gomber, Sa. Jain, Sh. Jain, R. Khurana, A. Modak, S. Mukherjee, D. Roy, S. Sarkar, M. Sharan

Bhabha Atomic Research Centre, Mumbai, India

A. Abdulsalam, D. Dutta, S. Kailas, V. Kumar, A.K. Mohanty², L.M. Pant, P. Shukla, A. Topkar

Tata Institute of Fundamental Research - EHEP, Mumbai, India

T. Aziz, R.M. Chatterjee, S. Ganguly, S. Ghosh, M. Guchait²¹, A. Gurtu²², G. Kole, S. Kumar, M. Maity²³, G. Majumder, K. Mazumdar, G.B. Mohanty, B. Parida, K. Sudhakar, N. Wickramage²⁴

Tata Institute of Fundamental Research - HECR, Mumbai, India

S. Banerjee, R.K. Dewanjee, S. Dugad

Institute for Research in Fundamental Sciences (IPM), Tehran, Iran

H. Bakhshiansohi, H. Behnamian, S.M. Etesami²⁵, A. Fahim²⁶, A. Jafari, M. Khakzad, M. Mohammadi Najafabadi, M. Naseri, S. Paktinat Mehdiabadi, B. Safarzadeh²⁷, M. Zeinali

University College Dublin, Dublin, Ireland

M. Grunewald

INFN Sezione di Bari ^a, Università di Bari ^b, Politecnico di Bari ^c, Bari, Italy

M. Abbrescia^{a,b}, L. Barbone^{a,b}, C. Calabria^{a,b}, S.S. Chhibra^{a,b}, A. Colaleo^a, D. Creanza^{a,c}, N. De Filippis^{a,c}, M. De Palma^{a,b}, L. Fiore^a, G. Iaselli^{a,c}, G. Maggi^{a,c}, M. Maggi^a, S. My^{a,c}, S. Nuzzo^{a,b}, N. Pacifico^a, A. Pompili^{a,b}, G. Pugliese^{a,c}, R. Radogna^{a,b}, G. Selvaggi^{a,b}, L. Silvestris^a, G. Singh^{a,b}, R. Venditti^{a,b}, P. Verwilligen^a, G. Zito^a

INFN Sezione di Bologna ^a, Università di Bologna ^b, Bologna, Italy

G. Abbiendi^a, A.C. Benvenuti^a, D. Bonacorsi^{a,b}, S. Braibant-Giacomelli^{a,b}, L. Brigliadori^{a,b}, R. Campanini^{a,b}, P. Capiluppi^{a,b}, A. Castro^{a,b}, F.R. Cavallo^a, G. Codispoti^{a,b}, M. Cuffiani^{a,b}, G.M. Dallavalle^a, F. Fabbri^a, A. Fanfani^{a,b}, D. Fasanella^{a,b}, P. Giacomelli^a, C. Grandi^a, L. Guiducci^{a,b}, S. Marcellini^a, G. Masetti^a, A. Montanari^a, F.L. Navarria^{a,b}, A. Perrotta^a, F. Primavera^{a,b}, A.M. Rossi^{a,b}, T. Rovelli^{a,b}, G.P. Siroli^{a,b}, N. Tosi^{a,b}, R. Travaglini^{a,b}

INFN Sezione di Catania ^a, Università di Catania ^b, CSFNSM ^c, Catania, Italy

S. Albergo^{a,b}, G. Cappello^a, M. Chiorboli^{a,b}, S. Costa^{a,b}, F. Giordano^{a,2}, R. Potenza^{a,b}, A. Tricomi^{a,b}, C. Tuve^{a,b}

INFN Sezione di Firenze ^a, Università di Firenze ^b, Firenze, Italy

G. Barbagli^a, V. Ciulli^{a,b}, C. Civinini^a, R. D'Alessandro^{a,b}, E. Focardi^{a,b}, E. Gallo^a, S. Gozzi^{a,b}, V. Gori^{a,b}, P. Lenzi^{a,b}, M. Meschini^a, S. Paoletti^a, G. Sguazzoni^a, A. Tropiano^{a,b}

INFN Laboratori Nazionali di Frascati, Frascati, Italy

L. Benussi, S. Bianco, F. Fabbri, D. Piccolo

INFN Sezione di Genova ^a, Università di Genova ^b, Genova, Italy

F. Ferro^a, M. Lo Vetere^{a,b}, E. Robutti^a, S. Tosi^{a,b}

INFN Sezione di Milano-Bicocca ^a, Università di Milano-Bicocca ^b, Milano, Italy

M.E. Dinardo^{a,b}, S. Fiorendi^{a,b,2}, S. Gennai^{a,2}, R. Gerosa², A. Ghezzi^{a,b}, P. Govoni^{a,b}, M.T. Lucchini^{a,b,2}, S. Malvezzi^a, R.A. Manzoni^{a,b}, A. Martelli^{a,b}, B. Marzocchi, D. Menasce^a, L. Moroni^a, M. Paganoni^{a,b}, D. Pedrini^a, S. Ragazzi^{a,b}, N. Redaelli^a, T. Tabarelli de Fatis^{a,b}

INFN Sezione di Napoli ^a, Università di Napoli 'Federico II' ^b, Università della Basilicata (Potenza) ^c, Università G. Marconi (Roma) ^d, Napoli, Italy

S. Buontempo^a, N. Cavallo^{a,c}, S. Di Guida^{a,d}, F. Fabozzi^{a,c}, A.O.M. Iorio^{a,b}, L. Lista^a, S. Meola^{a,d,2}, M. Merola^a, P. Paolucci^{a,2}

INFN Sezione di Padova ^a, Università di Padova ^b, Università di Trento (Trento) ^c, Padova, Italy

P. Azzi^a, N. Bacchetta^a, D. Bisello^{a,b}, A. Branca^{a,b}, R. Carlin^{a,b}, P. Checchia^a, T. Dorigo^a, F. Fanzago^a, M. Galanti^{a,b}, F. Gasparini^{a,b}, U. Gasparini^{a,b}, P. Giubilato^{a,b}, A. Gozzelino^a, K. Kanishchev^{a,c}, S. Lacaprara^a, M. Margoni^{a,b}, A.T. Meneguzzo^{a,b}, J. Pazzini^{a,b},

N. Pozzobon^{a,b}, P. Ronchese^{a,b}, F. Simonetto^{a,b}, E. Torassa^a, M. Tosi^{a,b}, P. Zotto^{a,b},
A. Zucchetta^{a,b}, G. Zumerle^{a,b}

INFN Sezione di Pavia ^a, Università di Pavia ^b, Pavia, Italy

M. Gabusi^{a,b}, S.P. Ratti^{a,b}, C. Riccardi^{a,b}, P. Salvini^a, P. Vitulo^{a,b}

INFN Sezione di Perugia ^a, Università di Perugia ^b, Perugia, Italy

M. Biasini^{a,b}, G.M. Bilei^a, L. Fanò^{a,b}, P. Lariccia^{a,b}, G. Mantovani^{a,b}, M. Menichelli^a,
F. Romeo^{a,b}, A. Saha^a, A. Santocchia^{a,b}, A. Spiezia^{a,b}

INFN Sezione di Pisa ^a, Università di Pisa ^b, Scuola Normale Superiore di Pisa ^c, Pisa, Italy

K. Androsov^{a,28}, P. Azzurri^a, G. Bagliesi^a, J. Bernardini^a, T. Boccali^a, G. Broccolo^{a,c},
R. Castaldi^a, M.A. Ciocci^{a,28}, R. Dell'Orso^a, S. Donato^{a,c}, F. Fiori^{a,c}, L. Foà^{a,c},
A. Giassi^a, M.T. Grippo^{a,28}, F. Ligabue^{a,c}, T. Lomtadze^a, L. Martini^{a,b}, A. Messineo^{a,b},
C.S. Moon^{a,29}, F. Palla^{a,2}, A. Rizzi^{a,b}, A. Savoy-Navarro^{a,30}, A.T. Serban^a, P. Spagnolo^a,
P. Squillacioti^{a,28}, R. Tenchini^a, G. Tonelli^{a,b}, A. Venturi^a, P.G. Verdini^a, C. Vernieri^{a,c}

INFN Sezione di Roma ^a, Università di Roma ^b, Roma, Italy

L. Barone^{a,b}, F. Cavallari^a, D. Del Re^{a,b}, M. Diemoz^a, M. Grassi^{a,b}, C. Jorda^a, E. Longo^{a,b},
F. Margaroli^{a,b}, P. Meridiani^a, F. Micheli^{a,b}, S. Nourbakhsh^{a,b}, G. Organtini^{a,b},
R. Paramatti^a, S. Rahatlou^{a,b}, C. Rovelli^a, F. Santanastasio^{a,b}, L. Soffi^{a,b}, P. Traczyk^{a,b}

INFN Sezione di Torino ^a, Università di Torino ^b, Università del Piemonte Orientale (Novara) ^c, Torino, Italy

N. Amapane^{a,b}, R. Arcidiacono^{a,c}, S. Argiro^{a,b}, M. Arneodo^{a,c}, R. Bellan^{a,b}, C. Biino^a,
N. Cartiglia^a, S. Casasso^{a,b}, M. Costa^{a,b}, A. Degano^{a,b}, N. Demaria^a, L. Finco^{a,b},
C. Mariotti^a, S. Maselli^a, E. Migliore^{a,b}, V. Monaco^{a,b}, M. Musich^a, M.M. Obertino^{a,c},
G. Ortona^{a,b}, L. Pacher^{a,b}, N. Pastrone^a, M. Pelliccioni^{a,2}, G.L. Pinna Angioni^{a,b},
A. Potenza^{a,b}, A. Romero^{a,b}, M. Ruspa^{a,c}, R. Sacchi^{a,b}, A. Solano^{a,b}, A. Staiano^a,
U. Tamponi^a

INFN Sezione di Trieste ^a, Università di Trieste ^b, Trieste, Italy

S. Belforte^a, V. Candelise^{a,b}, M. Casarsa^a, F. Cossutti^a, G. Della Ricca^{a,b}, B. Gobbo^a,
C. La Licata^{a,b}, M. Marone^{a,b}, D. Montanino^{a,b}, A. Schizzi^{a,b}, T. Umer^{a,b}, A. Zanetti^a

Kangwon National University, Chunchon, Korea

S. Chang, S.K. Nam

Kyungpook National University, Daegu, Korea

D.H. Kim, G.N. Kim, M.S. Kim, D.J. Kong, S. Lee, Y.D. Oh, H. Park, A. Sakharov,
D.C. Son

Chonnam National University, Institute for Universe and Elementary Particles, Kwangju, Korea

J.Y. Kim, S. Song

Korea University, Seoul, Korea

S. Choi, D. Gyun, B. Hong, M. Jo, H. Kim, Y. Kim, B. Lee, K.S. Lee, S.K. Park, Y. Roh

University of Seoul, Seoul, Korea

M. Choi, J.H. Kim, I.C. Park, S. Park, G. Ryu, M.S. Ryu

Sungkyunkwan University, Suwon, Korea

Y. Choi, Y.K. Choi, J. Goh, E. Kwon, J. Lee, H. Seo, I. Yu

Vilnius University, Vilnius, Lithuania

A. Juodagalvis

National Centre for Particle Physics, Universiti Malaya, Kuala Lumpur, Malaysia

J.R. Komaragiri, Z. Zolkapli

Centro de Investigacion y de Estudios Avanzados del IPN, Mexico City, Mexico

H. Castilla-Valdez, E. De La Cruz-Burelo, I. Heredia-de La Cruz³¹, R. Lopez-Fernandez, J. Martínez-Ortega, A. Sanchez-Hernandez, L.M. Villasenor-Cendejas

Universidad Iberoamericana, Mexico City, Mexico

S. Carrillo Moreno, F. Vazquez Valencia

Benemerita Universidad Autonoma de Puebla, Puebla, Mexico

I. Pedraza, H.A. Salazar Ibarquen

Universidad Autónoma de San Luis Potosí, San Luis Potosí, Mexico

E. Casimiro Linares, A. Morelos Pineda

University of Auckland, Auckland, New Zealand

D. Krofcheck

University of Canterbury, Christchurch, New Zealand

P.H. Butler, S. Reucroft

National Centre for Physics, Quaid-I-Azam University, Islamabad, Pakistan

A. Ahmad, M. Ahmad, Q. Hassan, H.R. Hoorani, S. Khalid, W.A. Khan, T. Khurshid, M.A. Shah, M. Shoaib

National Centre for Nuclear Research, Swierk, Poland

H. Bialkowska, M. Bluj³², B. Boimska, T. Frueboes, M. Górski, M. Kazana, K. Nawrocki, K. Romanowska-Rybinska, M. Szleper, P. Zalewski

Institute of Experimental Physics, Faculty of Physics, University of Warsaw, Warsaw, Poland

G. Brona, K. Bunkowski, M. Cwiok, W. Dominik, K. Doroba, A. Kalinowski, M. Konecki, J. Krolikowski, M. Misiura, M. Olszewski, W. Wolszczak

Laboratório de Instrumentação e Física Experimental de Partículas, Lisboa, Portugal

P. Bargassa, C. Beirão Da Cruz E Silva, P. Faccioli, P.G. Ferreira Parracho, M. Gallinaro, F. Nguyen, J. Rodrigues Antunes, J. Seixas, J. Varela, P. Vischia

Joint Institute for Nuclear Research, Dubna, Russia

S. Afanasiev, P. Bunin, M. Gavrilenko, I. Golutvin, I. Gorbunov, A. Kamenev, V. Karjavin, V. Konoplyanikov, A. Lanev, A. Malakhov, V. Matveev³³, P. Moisenz, V. Palichik, V. Perelygin, S. Shmatov, N. Skatchkov, V. Smirnov, A. Zarubin

Petersburg Nuclear Physics Institute, Gatchina (St. Petersburg), Russia

V. Golovtsov, Y. Ivanov, V. Kim³⁴, P. Levchenko, V. Murzin, V. Oreshkin, I. Smirnov, V. Sulimov, L. Uvarov, S. Vavilov, A. Vorobyev, An. Vorobyev

Institute for Nuclear Research, Moscow, Russia

Yu. Andreev, A. Dermenev, S. Gninenko, N. Golubev, M. Kirsanov, N. Krasnikov, A. Pashenkov, D. Tlisov, A. Toropin

Institute for Theoretical and Experimental Physics, Moscow, Russia

V. Epshteyn, V. Gavrillov, N. Lychkovskaya, V. Popov, G. Safronov, S. Semenov, A. Spiridonov, V. Stolin, E. Vlasov, A. Zhokin

P.N. Lebedev Physical Institute, Moscow, Russia

V. Andreev, M. Azarkin, I. Dremin, M. Kirakosyan, A. Leonidov, G. Mesyats, S.V. Rusakov, A. Vinogradov

Skobeltsyn Institute of Nuclear Physics, Lomonosov Moscow State University, Moscow, Russia

A. Belyaev, E. Boos, V. Bunichev, M. Dubinin⁷, L. Dudko, A. Ershov, A. Gribushin, V. Klyukhin, O. Kodolova, I. Lokhtin, S. Obraztsov, M. Perfilov, V. Savrin

State Research Center of Russian Federation, Institute for High Energy Physics, Protvino, Russia

I. Azhgirey, I. Bayshev, S. Bitioukov, V. Kachanov, A. Kalinin, D. Konstantinov, V. Krychkine, V. Petrov, R. Ryutin, A. Sobol, L. Tourtchanovitch, S. Troshin, N. Tyurin, A. Uzunian, A. Volkov

University of Belgrade, Faculty of Physics and Vinca Institute of Nuclear Sciences, Belgrade, Serbia

P. Adzic³⁵, M. Djordjevic, M. Ekmedzic, J. Milosevic

Centro de Investigaciones Energéticas Medioambientales y Tecnológicas (CIEMAT), Madrid, Spain

J. Alcaraz Maestre, C. Battilana, E. Calvo, M. Cerrada, M. Chamizo Llatas², N. Colino, B. De La Cruz, A. Delgado Peris, D. Domínguez Vázquez, A. Escalante Del Valle, C. Fernandez Bedoya, J.P. Fernández Ramos, J. Flix, M.C. Fouz, P. Garcia-Abia, O. Gonzalez Lopez, S. Goy Lopez, J.M. Hernandez, M.I. Josa, G. Merino, E. Navarro De Martino, A. Pérez-Calero Yzquierdo, J. Puerta Pelayo, A. Quintario Olmeda, I. Redondo, L. Romero, M.S. Soares

Universidad Autónoma de Madrid, Madrid, Spain

C. Albajar, J.F. de Trocóniz, M. Missiroli

Universidad de Oviedo, Oviedo, Spain

H. Brun, J. Cuevas, J. Fernandez Menendez, S. Folgueras, I. Gonzalez Caballero, L. Lloret Iglesias

Instituto de Física de Cantabria (IFCA), CSIC-Universidad de Cantabria, Santander, Spain

J.A. Brochero Cifuentes, I.J. Cabrillo, A. Calderon, J. Duarte Campderros, M. Fernandez, G. Gomez, J. Gonzalez Sanchez, A. Graziano, A. Lopez Virto, J. Marco, R. Marco, C. Martinez Rivero, F. Matorras, F.J. Munoz Sanchez, J. Piedra Gomez, T. Rodrigo, A.Y. Rodríguez-Marrero, A. Ruiz-Jimeno, L. Scodellaro, I. Vila, R. Vilar Cortabitarte

CERN, European Organization for Nuclear Research, Geneva, Switzerland

D. Abbaneo, E. Auffray, G. Auzinger, M. Bachtis, P. Baillon, A.H. Ball, D. Barney, A. Benaglia, J. Bendavid, L. Benhabib, J.F. Benitez, C. Bernet⁸, G. Bianchi, P. Bloch, A. Bocci, A. Bonato, O. Bondu, C. Botta, H. Breuker, T. Camporesi, G. Cerminara, T. Christiansen, S. Colafranceschi³⁶, M. D'Alfonso, D. d'Enterria, A. Dabrowski, A. David, F. De Guio, A. De Roeck, S. De Visscher, M. Dobson, N. Dupont-Sagorin, A. Elliott-Peisert, J. Eugster, G. Franzoni, W. Funk, M. Giffels, D. Gigi, K. Gill, D. Giordano, M. Girone, F. Glege, R. Guida, J. Hammer, M. Hansen, P. Harris, J. Hegeman, V. Innocente, P. Janot, E. Karavakis, K. Kousouris, K. Krajczar, P. Lecoq, C. Lourenço, N. Magini, L. Malgeri, M. Mannelli, L. Masetti, F. Meijers, S. Mersi, E. Meschi, F. Moortgat, M. Mulders, P. Musella, L. Orsini, L. Pape, E. Perez, L. Perrozzi, A. Petrilli, G. Petrucciani, A. Pfeiffer, M. Pierini, M. Pimiä, D. Piparo, M. Plagge, A. Racz, G. Rolandi³⁷, M. Rovere, H. Sakulin, C. Schäfer, C. Schwick, S. Sekmen, A. Sharma, P. Siegrist, P. Silva, M. Simon, P. Sphicas³⁸, D. Spiga, J. Steggemann, B. Stieger, M. Stoye, D. Treille, A. Tsirou, G.I. Veres¹⁹, J.R. Vlimant, H.K. Wöhri, W.D. Zeuner

Paul Scherrer Institut, Villigen, Switzerland

W. Bertl, K. Deiters, W. Erdmann, R. Horisberger, Q. Ingram, H.C. Kaestli, S. König, D. Kotlinski, U. Langenegger, D. Renker, T. Rohe

Institute for Particle Physics, ETH Zurich, Zurich, Switzerland

F. Bachmair, L. Bäni, L. Bianchini, P. Bortignon, M.A. Buchmann, B. Casal, N. Chanon, A. Deisher, G. Dissertori, M. Dittmar, M. Donegà, M. Dünser, P. Eller, C. Grab, D. Hits, W. Lustermann, B. Mangano, A.C. Marini, P. Martinez Ruiz del Arbol, D. Meister, N. Mohr, C. Nägeli³⁹, P. Nef, F. Nessi-Tedaldi, F. Pandolfi, F. Pauss, M. Peruzzi, M. Quitnat, L. Rebane, F.J. Ronga, M. Rossini, A. Starodumov⁴⁰, M. Takahashi, K. Theofilatos, R. Wallny, H.A. Weber

Universität Zürich, Zurich, Switzerland

C. AMSLER⁴¹, M.F. Canelli, V. Chiochia, A. De Cosa, A. Hinzmann, T. Hreus, M. Ivova Rikova, B. Kilminster, B. Millan Mejias, J. Ngadiuba, P. Robmann, H. Snoek, S. Taroni, M. Verzetti, Y. Yang

National Central University, Chung-Li, Taiwan

M. Cardaci, K.H. Chen, C. Ferro, C.M. Kuo, W. Lin, Y.J. Lu, R. Volpe, S.S. Yu

National Taiwan University (NTU), Taipei, Taiwan

P. Chang, Y.H. Chang, Y.W. Chang, Y. Chao, K.F. Chen, P.H. Chen, C. Dietz, U. Grundler, W.-S. Hou, K.Y. Kao, Y.J. Lei, Y.F. Liu, R.-S. Lu, D. Majumder, E. Petrakou, X. Shi, Y.M. Tzeng, R. Wilken

Chulalongkorn University, Bangkok, Thailand

B. Asavapibhop, N. Srimanobhas, N. Suwonjandee

Cukurova University, Adana, Turkey

A. Adiguzel, M.N. Bakirci⁴², S. Cerci⁴³, C. Dozen, I. Dumanoglu, E. Eskut, S. Girgis, G. Gokbulut, E. Gurpinar, I. Hos, E.E. Kangal, A. Kayis Topaksu, G. Onengut⁴⁴, K. Ozdemir, S. Ozturk⁴², A. Polatoz, K. Sogut⁴⁵, D. Sunar Cerci⁴³, B. Tali⁴³, H. Topakli⁴², M. Vergili

Middle East Technical University, Physics Department, Ankara, Turkey

I.V. Akin, B. Bilin, S. Bilmis, H. Gamsizkan, G. Karapinar⁴⁶, K. Ocalan, U.E. Surat, M. Yalvac, M. Zeyrek

Bogazici University, Istanbul, Turkey

E. Gülmez, B. Isildak⁴⁷, M. Kaya⁴⁸, O. Kaya⁴⁸

Istanbul Technical University, Istanbul, Turkey

H. Bahtiyar⁴⁹, E. Barlas, K. Cankocak, F.I. Vardarli, M. Yücel

National Scientific Center, Kharkov Institute of Physics and Technology, Kharkov, Ukraine

L. Levchuk, P. Sorokin

University of Bristol, Bristol, United Kingdom

J.J. Brooke, E. Clement, D. Cussans, H. Flacher, R. Frazier, J. Goldstein, M. Grimes, G.P. Heath, H.F. Heath, J. Jacob, L. Kreczko, C. Lucas, Z. Meng, D.M. Newbold⁵⁰, S. Paramesvaran, A. Poll, S. Senkin, V.J. Smith, T. Williams

Rutherford Appleton Laboratory, Didcot, United Kingdom

K.W. Bell, A. Belyaev⁵¹, C. Brew, R.M. Brown, D.J.A. Cockerill, J.A. Coughlan, K. Harder, S. Harper, E. Olaiya, D. Petyt, C.H. Shepherd-Themistocleous, A. Thea, I.R. Tomalin, W.J. Womersley, S.D. Worm

Imperial College, London, United Kingdom

M. Baber, R. Bainbridge, O. Buchmuller, D. Burton, D. Colling, N. Cripps, M. Cutajar, P. Dauncey, G. Davies, M. Della Negra, P. Dunne, W. Ferguson, J. Fulcher, D. Futyan, A. Gilbert, A. Guneratne Bryer, G. Hall, Z. Hatherell, G. Iles, M. Jarvis, G. Karapostoli, M. Kenzie, R. Lane, R. Lucas⁵⁰, L. Lyons, A.-M. Magnan, J. Marrouche, B. Mathias, R. Nandi, J. Nash, A. Nikitenko⁴⁰, J. Pela, M. Pesaresi, K. Petridis, D.M. Raymond, S. Rogerson, A. Rose, C. Seez, P. Sharp[†], A. Sparrow, A. Tapper, M. Vazquez Acosta, T. Virdee, S. Wakefield

Brunel University, Uxbridge, United Kingdom

J.E. Cole, P.R. Hobson, A. Khan, P. Kyberd, D. Leggat, D. Leslie, W. Martin, I.D. Reid, P. Symonds, L. Teodorescu, M. Turner

Baylor University, Waco, U.S.A.

J. Dittmann, K. Hatakeyama, A. Kasmi, H. Liu, T. Scarborough

The University of Alabama, Tuscaloosa, U.S.A.

O. Charaf, S.I. Cooper, C. Henderson, P. Rumerio

Boston University, Boston, U.S.A.

A. Avetisyan, T. Bose, C. Fantasia, A. Heister, P. Lawson, C. Richardson, J. Rohlf, D. Sperka, J. St. John, L. Sulak

Brown University, Providence, U.S.A.

J. Alimena, S. Bhattacharya, G. Christopher, D. Cutts, Z. Demiragli, A. Ferapontov, A. Garabedian, U. Heintz, S. Jabeen, G. Kukartsev, E. Laird, G. Landsberg, M. Luk, M. Narain, M. Segala, T. Sinthuprasith, T. Speer, J. Swanson

University of California, Davis, Davis, U.S.A.

R. Breedon, G. Breto, M. Calderon De La Barca Sanchez, S. Chauhan, M. Chertok, J. Conway, R. Conway, P.T. Cox, R. Erbacher, M. Gardner, W. Ko, A. Kopecky, R. Lander, T. Miceli, M. Mulhearn, D. Pellett, J. Pilot, F. Ricci-Tam, B. Rutherford, M. Searle, S. Shalhout, J. Smith, M. Squires, M. Tripathi, S. Wilbur, R. Yohay

University of California, Los Angeles, U.S.A.

R. Cousins, P. Everaerts, C. Farrell, J. Hauser, M. Ignatenko, G. Rakness, E. Takasugi, V. Valuev, M. Weber

University of California, Riverside, Riverside, U.S.A.

J. Babb, R. Clare, J. Ellison, J.W. Gary, G. Hanson, J. Heilman, P. Jandir, F. Lacroix, H. Liu, O.R. Long, A. Luthra, M. Malberti, H. Nguyen, A. Shrinivas, J. Sturdy, S. Sumowidagdo, S. Wimpenny

University of California, San Diego, La Jolla, U.S.A.

W. Andrews, J.G. Branson, G.B. Cerati, S. Cittolin, R.T. D'Agnolo, D. Evans, A. Holzner, R. Kelley, M. Lebourgeois, J. Letts, I. Macneill, S. Padhi, C. Palmer, M. Pieri, M. Sani, V. Sharma, S. Simon, E. Sudano, M. Tadel, Y. Tu, A. Vartak, F. Würthwein, A. Yagil, J. Yoo

University of California, Santa Barbara, Santa Barbara, U.S.A.

D. Barge, J. Bradmiller-Feld, C. Campagnari, T. Danielson, A. Dishaw, K. Flowers, M. Franco Sevilla, P. Geffert, C. George, F. Golf, J. Incandela, C. Justus, N. Mccoll, J. Richman, D. Stuart, W. To, C. West

California Institute of Technology, Pasadena, U.S.A.

A. Apresyan, A. Bornheim, J. Bunn, Y. Chen, E. Di Marco, J. Duarte, A. Mott, H.B. Newman, C. Pena, C. Rogan, M. Spiropulu, V. Timciuc, R. Wilkinson, S. Xie, R.Y. Zhu

Carnegie Mellon University, Pittsburgh, U.S.A.

V. Azzolini, A. Calamba, R. Carroll, T. Ferguson, Y. Iiyama, M. Paulini, J. Russ, H. Vogel, I. Vorobiev

University of Colorado at Boulder, Boulder, U.S.A.

J.P. Cumalat, B.R. Drell, W.T. Ford, A. Gaz, E. Luiggi Lopez, U. Nauenberg, J.G. Smith, K. Stenson, K.A. Ulmer, S.R. Wagner

Cornell University, Ithaca, U.S.A.

J. Alexander, A. Chatterjee, J. Chu, N. Eggert, W. Hopkins, A. Khukhunaishvili, B. Kreis, N. Mirman, G. Nicolas Kaufman, J.R. Patterson, A. Ryd, E. Salvati, L. Skinnari, W. Sun, W.D. Teo, J. Thom, J. Thompson, J. Tucker, Y. Weng, L. Winstrom, P. Wittich

Fairfield University, Fairfield, U.S.A.

D. Winn

Fermi National Accelerator Laboratory, Batavia, U.S.A.

S. Abdullin, M. Albrow, J. Anderson, G. Apollinari, L.A.T. Bauerdick, A. Beretvas, J. Berryhill, P.C. Bhat, K. Burkett, J.N. Butler, H.W.K. Cheung, F. Chlebana, S. Cihangir, V.D. Elvira, I. Fisk, J. Freeman, E. Gottschalk, L. Gray, D. Green, S. Grünendahl, O. Gutsche, J. Hanlon, D. Hare, R.M. Harris, J. Hirschauer, B. Hooberman, S. Jindariani, M. Johnson, U. Joshi, K. Kaadze, B. Klima, S. Kwan, J. Linacre, D. Lincoln, R. Lipton, T. Liu, J. Lykken, K. Maeshima, J.M. Marraffino, V.I. Martinez Outschoorn, S. Maruyama, D. Mason, P. McBride, K. Mishra, S. Mrenna, Y. Musienko³³, S. Nahn, C. Newman-Holmes, V. O'Dell, O. Prokofyev, E. Sexton-Kennedy, S. Sharma, A. Soha, W.J. Spalding, L. Spiegel, L. Taylor, S. Tkaczyk, N.V. Tran, L. Uplegger, E.W. Vaandering, R. Vidal, J. Whitmore, F. Yang

University of Florida, Gainesville, U.S.A.

D. Acosta, P. Avery, D. Bourilkov, T. Cheng, S. Das, M. De Gruttola, G.P. Di Giovanni, D. Dobur, R.D. Field, M. Fisher, I.K. Furic, J. Hugon, J. Konigsberg, A. Korytov, A. Kropivnitskaya, T. Kypreos, J.F. Low, K. Matchev, P. Milenovic⁵², G. Mitselmakher, L. Muniz, A. Rinkevicius, L. Shchutska, N. Skhirtladze, M. Snowball, J. Yelton, M. Zakaria

Florida International University, Miami, U.S.A.

V. Gaultney, S. Hewamanage, S. Linn, P. Markowitz, G. Martinez, J.L. Rodriguez

Florida State University, Tallahassee, U.S.A.

T. Adams, A. Askew, J. Bochenek, B. Diamond, J. Haas, S. Hagopian, V. Hagopian, K.F. Johnson, H. Prosper, V. Veeraraghavan, M. Weinberg

Florida Institute of Technology, Melbourne, U.S.A.

M.M. Baarmand, M. Hohlmann, H. Kalakhety, F. Yumiceva

University of Illinois at Chicago (UIC), Chicago, U.S.A.

M.R. Adams, L. Apanasevich, V.E. Bazterra, R.R. Betts, I. Bucinskaite, R. Cavanaugh, O. Evdokimov, L. Gauthier, C.E. Gerber, D.J. Hofman, S. Khalatyan, P. Kurt, D.H. Moon, C. O'Brien, C. Silkworth, P. Turner, N. Varelas

The University of Iowa, Iowa City, U.S.A.

E.A. Albayrak⁴⁹, B. Bilki⁵³, W. Clarida, K. Dilsiz, F. Duru, M. Haytmyradov, J.-P. Merlo, H. Mermerkaya⁵⁴, A. Mestvirishvili, A. Moeller, J. Nachtman, H. Ogul, Y. Onel, F. Ozok⁴⁹, A. Penzo, R. Rahmat, S. Sen, P. Tan, E. Tiras, J. Wetzel, T. Yetkin⁵⁵, K. Yi

Johns Hopkins University, Baltimore, U.S.A.

B.A. Barnett, B. Blumenfeld, D. Fehling, A.V. Gribsan, P. Maksimovic, C. Martin, M. Swartz

The University of Kansas, Lawrence, U.S.A.

P. Baringer, A. Bean, G. Benelli, J. Gray, R.P. Kenny III, M. Murray, D. Noonan, S. Sanders, J. Sekaric, R. Stringer, Q. Wang, J.S. Wood

Kansas State University, Manhattan, U.S.A.

A.F. Barfuss, I. Chakaberia, A. Ivanov, S. Khalil, M. Makouski, Y. Maravin, L.K. Saini, S. Shrestha, I. Svintradze

Lawrence Livermore National Laboratory, Livermore, U.S.A.

J. Gronberg, D. Lange, F. Rebassoo, D. Wright

University of Maryland, College Park, U.S.A.

A. Baden, B. Calvert, S.C. Eno, J.A. Gomez, N.J. Hadley, R.G. Kellogg, T. Kolberg, Y. Lu, M. Marionneau, A.C. Mignerey, K. Pedro, A. Skuja, M.B. Tonjes, S.C. Tonwar

Massachusetts Institute of Technology, Cambridge, U.S.A.

A. Apyan, R. Barbieri, G. Bauer, W. Busza, I.A. Cali, M. Chan, L. Di Matteo, V. Dutta, G. Gomez Ceballos, M. Goncharov, D. Gulhan, M. Klute, Y.S. Lai, Y.-J. Lee, A. Levin, P.D. Luckey, T. Ma, C. Paus, D. Ralph, C. Roland, G. Roland, G.S.F. Stephans, F. Stöckli, K. Sumorok, D. Velicanu, J. Veverka, B. Wyslouch, M. Yang, M. Zanetti, V. Zhukova

University of Minnesota, Minneapolis, U.S.A.

B. Dahmes, A. De Benedetti, A. Gude, S.C. Kao, K. Klapoetke, Y. Kubota, J. Mans, N. Pastika, R. Rusack, A. Singovsky, N. Tambe, J. Turkewitz

University of Mississippi, Oxford, U.S.A.

J.G. Acosta, S. Oliveros

University of Nebraska-Lincoln, Lincoln, U.S.A.

E. Avdeeva, K. Bloom, S. Bose, D.R. Claes, A. Dominguez, R. Gonzalez Suarez, J. Keller, D. Knowlton, I. Kravchenko, J. Lazo-Flores, S. Malik, F. Meier, G.R. Snow

State University of New York at Buffalo, Buffalo, U.S.A.

J. Dolen, A. Godshalk, I. Iashvili, A. Kharchilava, A. Kumar, S. Rappoccio

Northeastern University, Boston, U.S.A.

G. Alverson, E. Barberis, D. Baumgartel, M. Chasco, J. Haley, A. Massironi, D.M. Morse, D. Nash, T. Orimoto, D. Trocino, D. Wood, J. Zhang

Northwestern University, Evanston, U.S.A.

K.A. Hahn, A. Kubik, N. Mucia, N. Odell, B. Pollack, A. Pozdnyakov, M. Schmitt, S. Stoynev, K. Sung, M. Velasco, S. Won

University of Notre Dame, Notre Dame, U.S.A.

D. Berry, A. Brinkerhoff, K.M. Chan, A. Drozdetskiy, M. Hildreth, C. Jessop, D.J. Karmgard, N. Kellams, K. Lannon, W. Luo, S. Lynch, N. Marinelli, T. Pearson, M. Planer, R. Ruchti, N. Valls, M. Wayne, M. Wolf, A. Woodard

The Ohio State University, Columbus, U.S.A.

L. Antonelli, B. Bylsma, L.S. Durkin, S. Flowers, C. Hill, R. Hughes, K. Kotov, T.Y. Ling, D. Pugh, M. Rodenburg, G. Smith, C. Vuosalo, B.L. Winer, H. Wolfe, H.W. Wulsin

Princeton University, Princeton, U.S.A.

E. Berry, P. Elmer, P. Hebda, A. Hunt, S.A. Koay, P. Lujan, D. Marlow, T. Medvedeva, M. Mooney, J. Olsen, P. Piroué, X. Quan, H. Saka, D. Stickland, C. Tully, J.S. Werner, S.C. Zenz, A. Zuranski

University of Puerto Rico, Mayaguez, U.S.A.

E. Brownson, H. Mendez, J.E. Ramirez Vargas

Purdue University, West Lafayette, U.S.A.

E. Alagoz, V.E. Barnes, D. Benedetti, G. Bolla, D. Bortoletto, M. De Mattia, A. Everett, Z. Hu, M.K. Jha, M. Jones, K. Jung, M. Kress, N. Leonardo, D. Lopes Pegna, V. Maroussov, P. Merkel, D.H. Miller, N. Neumeister, B.C. Radburn-Smith, I. Shipsey, D. Silvers, A. Svyatkovskiy, F. Wang, W. Xie, L. Xu, H.D. Yoo, J. Zablocki, Y. Zheng

Purdue University Calumet, Hammond, U.S.A.

N. Parashar, J. Stupak

Rice University, Houston, U.S.A.

A. Adair, B. Akgun, K.M. Ecklund, F.J.M. Geurts, W. Li, B. Michlin, B.P. Padley, R. Redjimi, J. Roberts, J. Zabel

University of Rochester, Rochester, U.S.A.

B. Betchart, A. Bodek, R. Covarelli, P. de Barbaro, R. Demina, Y. Eshaq, T. Ferbel, A. Garcia-Bellido, P. Goldenzweig, J. Han, A. Harel, D.C. Miner, G. Petrillo, D. Vishnevskiy

The Rockefeller University, New York, U.S.A.

R. Ciesielski, L. Demortier, K. Goulianos, G. Lungu, C. Mesropian

Rutgers, The State University of New Jersey, Piscataway, U.S.A.

S. Arora, A. Barker, J.P. Chou, C. Contreras-Campana, E. Contreras-Campana, D. Duggan, D. Ferencek, Y. Gershtein, R. Gray, E. Halkiadakis, D. Hidas, A. Lath, S. Panwalkar, M. Park, R. Patel, V. Rekovic, S. Salur, S. Schnetzer, C. Seitz, S. Somalwar, R. Stone, S. Thomas, P. Thomassen, M. Walker

University of Tennessee, Knoxville, U.S.A.

K. Rose, S. Spanier, A. York

Texas A&M University, College Station, U.S.A.

O. Bouhali⁵⁶, R. Eusebi, W. Flanagan, J. Gilmore, T. Kamon⁵⁷, V. Khotilovich, V. Krutelyov, R. Montalvo, I. Osipenkov, Y. Pakhotin, A. Perloff, J. Roe, A. Rose, A. Safonov, T. Sakuma, I. Suarez, A. Tatarinov

Texas Tech University, Lubbock, U.S.A.

N. Akchurin, C. Cowden, J. Damgov, C. Dragoiu, P.R. Duderø, J. Faulkner, K. Kovitangoon, S. Kunori, S.W. Lee, T. Libeiro, I. Volobouev

Vanderbilt University, Nashville, U.S.A.

E. Appelt, A.G. Delannoy, S. Greene, A. Gurrola, W. Johns, C. Maguire, Y. Mao, A. Melo, M. Sharma, P. Sheldon, B. Snook, S. Tuo, J. Velkovska

University of Virginia, Charlottesville, U.S.A.

M.W. Arenton, S. Boutle, B. Cox, B. Francis, J. Goodell, R. Hirosky, A. Ledovskoy, H. Li, C. Lin, C. Neu, J. Wood

Wayne State University, Detroit, U.S.A.

S. Gollapinni, R. Harr, P.E. Karchin, C. Kottachchi Kankanamge Don, P. Lamichhane

University of Wisconsin, Madison, U.S.A.

D.A. Belknap, D. Carlsmith, M. Cepeda, S. Dasu, S. Duric, E. Friis, R. Hall-Wilton, M. Herndon, A. Hervé, P. Klabbers, J. Klukas, A. Lanaro, C. Lazaridis, A. Levine, R. Loveless, A. Mohapatra, I. Ojalvo, T. Perry, G.A. Pierro, G. Polese, I. Ross, T. Sarangi, A. Savin, W.H. Smith, N. Woods

†: Deceased

1: Also at Vienna University of Technology, Vienna, Austria

2: Also at CERN, European Organization for Nuclear Research, Geneva, Switzerland

3: Also at Institut Pluridisciplinaire Hubert Curien, Université de Strasbourg, Université de Haute Alsace Mulhouse, CNRS/IN2P3, Strasbourg, France

4: Also at National Institute of Chemical Physics and Biophysics, Tallinn, Estonia

5: Also at Skobeltsyn Institute of Nuclear Physics, Lomonosov Moscow State University, Moscow, Russia

6: Also at Universidade Estadual de Campinas, Campinas, Brazil

7: Also at California Institute of Technology, Pasadena, U.S.A.

8: Also at Laboratoire Leprince-Ringuet, Ecole Polytechnique, IN2P3-CNRS, Palaiseau, France

9: Also at Suez University, Suez, Egypt

10: Also at Cairo University, Cairo, Egypt

11: Also at Fayoum University, El-Fayoum, Egypt

12: Also at British University in Egypt, Cairo, Egypt

13: Now at Ain Shams University, Cairo, Egypt

14: Also at Université de Haute Alsace, Mulhouse, France

15: Also at Joint Institute for Nuclear Research, Dubna, Russia

16: Also at Brandenburg University of Technology, Cottbus, Germany

- 17: Also at The University of Kansas, Lawrence, U.S.A.
- 18: Also at Institute of Nuclear Research ATOMKI, Debrecen, Hungary
- 19: Also at Eötvös Loránd University, Budapest, Hungary
- 20: Also at University of Debrecen, Debrecen, Hungary
- 21: Also at Tata Institute of Fundamental Research - HECR, Mumbai, India
- 22: Now at King Abdulaziz University, Jeddah, Saudi Arabia
- 23: Also at University of Visva-Bharati, Santiniketan, India
- 24: Also at University of Ruhuna, Matara, Sri Lanka
- 25: Also at Isfahan University of Technology, Isfahan, Iran
- 26: Also at Sharif University of Technology, Tehran, Iran
- 27: Also at Plasma Physics Research Center, Science and Research Branch, Islamic Azad University, Tehran, Iran
- 28: Also at Università degli Studi di Siena, Siena, Italy
- 29: Also at Centre National de la Recherche Scientifique (CNRS) - IN2P3, Paris, France
- 30: Also at Purdue University, West Lafayette, U.S.A.
- 31: Also at Universidad Michoacana de San Nicolas de Hidalgo, Morelia, Mexico
- 32: Also at National Centre for Nuclear Research, Swierk, Poland
- 33: Also at Institute for Nuclear Research, Moscow, Russia
- 34: Also at St. Petersburg State Polytechnical University, St. Petersburg, Russia
- 35: Also at Faculty of Physics, University of Belgrade, Belgrade, Serbia
- 36: Also at Facoltà Ingegneria, Università di Roma, Roma, Italy
- 37: Also at Scuola Normale e Sezione dell'INFN, Pisa, Italy
- 38: Also at University of Athens, Athens, Greece
- 39: Also at Paul Scherrer Institut, Villigen, Switzerland
- 40: Also at Institute for Theoretical and Experimental Physics, Moscow, Russia
- 41: Also at Albert Einstein Center for Fundamental Physics, Bern, Switzerland
- 42: Also at Gaziosmanpasa University, Tokat, Turkey
- 43: Also at Adiyaman University, Adiyaman, Turkey
- 44: Also at Cag University, Mersin, Turkey
- 45: Also at Mersin University, Mersin, Turkey
- 46: Also at Izmir Institute of Technology, Izmir, Turkey
- 47: Also at Ozyegin University, Istanbul, Turkey
- 48: Also at Kafkas University, Kars, Turkey
- 49: Also at Mimar Sinan University, Istanbul, Istanbul, Turkey
- 50: Also at Rutherford Appleton Laboratory, Didcot, United Kingdom
- 51: Also at School of Physics and Astronomy, University of Southampton, Southampton, United Kingdom
- 52: Also at University of Belgrade, Faculty of Physics and Vinca Institute of Nuclear Sciences, Belgrade, Serbia
- 53: Also at Argonne National Laboratory, Argonne, U.S.A.
- 54: Also at Erzincan University, Erzincan, Turkey
- 55: Also at Yildiz Technical University, Istanbul, Turkey
- 56: Also at Texas A&M University at Qatar, Doha, Qatar
- 57: Also at Kyungpook National University, Daegu, Korea