

MIT Open Access Articles

*Measurement of WZ and ZZ production in pp collisions
at $\sqrt{s} = 8$ TeV in final states with b-tagged jets*

The MIT Faculty has made this article openly available. **Please share**
how this access benefits you. Your story matters.

Citation: Chatrchyan, S., V. Khachatryan, A. M. Sirunyan, A. Tumasyan, W. Adam, T. Bergauer, M. Dragicevic, et al. "Measurement of WZ and ZZ Production in Pp Collisions at $\sqrt{s} = 8$ TeV in Final States with b-Tagged Jets." Eur. Phys. J. C 74, no. 8 (August 2014).

As Published: <http://dx.doi.org/10.1140/epjc/s10052-014-2973-5>

Publisher: Springer-Verlag Berlin Heidelberg

Persistent URL: <http://hdl.handle.net/1721.1/91169>

Version: Final published version: final published article, as it appeared in a journal, conference proceedings, or other formally published context

Terms of use: Creative Commons Attribution



Measurement of WZ and ZZ production in pp collisions at $\sqrt{s} = 8$ TeV in final states with b-tagged jets

The CMS Collaboration*

CERN, Geneva, Switzerland

Received: 12 March 2014 / Accepted: 9 July 2014 / Published online: 7 August 2014

© CERN for the benefit of the CMS collaboration 2014. This article is published with open access at Springerlink.com

Abstract Measurements are reported of the WZ and ZZ production cross sections in proton-proton collisions at $\sqrt{s} = 8$ TeV in final states where one Z boson decays to b-tagged jets. The other gauge boson, either W or Z, is detected through its leptonic decay (either $W \rightarrow e\nu, \mu\nu$ or $Z \rightarrow e^+e^-, \mu^+\mu^-,$ or $\nu\bar{\nu}$). The results are based on data corresponding to an integrated luminosity of 18.9fb^{-1} collected with the CMS detector at the Large Hadron Collider. The measured cross sections, $\sigma(\text{pp} \rightarrow \text{WZ}) = 30.7 \pm 9.3$ (stat.) ± 7.1 (syst.) ± 4.1 (th.) ± 1.0 (lum.) pb and $\sigma(\text{pp} \rightarrow \text{ZZ}) = 6.5 \pm 1.7$ (stat.) ± 1.0 (syst.) ± 0.9 (th.) ± 0.2 (lum.) pb, are consistent with next-to-leading order quantum chromodynamics calculations.

1 Introduction

The study of WZ and ZZ (referred to collectively as VZ) diboson production in proton-proton collisions provides an important test of the gauge sector of the standard model (SM). In pp collisions at $\sqrt{s} = 8$ TeV, the predicted cross sections are $\sigma(\text{pp} \rightarrow \text{WZ}) = 22.3 \pm 1.1$ pb and $\sigma(\text{pp} \rightarrow \text{ZZ}) = 7.7 \pm 0.4$ pb at next-to-leading order (NLO) in quantum chromodynamics (QCD) [1]. A significant deviation from these theoretical values would indicate contributions from physics beyond the SM. Both processes constitute important backgrounds to the associated production of V and standard model Higgs (H) bosons, especially in those channels involving $H \rightarrow b\bar{b}$ decays. The production rate of two vector bosons in pp collisions at the Large Hadron Collider (LHC) has been measured by the ATLAS and Compact Muon Solenoid (CMS) Collaborations in all-leptonic WZ and ZZ decay modes [2–5].

We present a measurement of the VZ production cross sections in the $VZ \rightarrow Vb\bar{b}$ decay mode, where the V decays leptonically: $Z \rightarrow \nu\bar{\nu}$, $W^\pm \rightarrow \ell^\pm\nu$, and $Z \rightarrow \ell^+\ell^-$, with ℓ corresponding to either e or μ . Contributions from $W \rightarrow \tau\nu$

with leptonic τ decays are included in the $W^\pm \rightarrow \ell^\pm\nu$ channels. The analysis uses final states with no charged leptons (0-lepton), single lepton (1-lepton), or dilepton (2-lepton) events with electron and muon channels analyzed separately. The Z boson decays to b quarks are selected by requiring the presence of two b-tagged jets. The results are based on data corresponding to an integrated luminosity of 18.9fb^{-1} collected with the CMS detector at the LHC. Two methods are used in the analysis, one involves a fit to the output of a multivariate discriminant, and the other a fit to the two-jet mass ($m_{b\bar{b}}$) distribution. The cross sections are calculated simultaneously for WZ and ZZ production at transverse momenta of the accompanying V of $p_T^V > 100$ GeV, for Z boson masses falling within the window $60 < M_Z < 120$ GeV. The latter requirement assures a uniform treatment of interference with background processes. Approximately 15 % of the WZ and 14 % of the ZZ total inclusive cross sections are contained within their respective regions of acceptance for $p_T^V > 100$ GeV, as calculated using several event generators discussed in the following section. The 1-lepton channel is sensitive almost exclusively to WZ production, while the 2-lepton modes are restricted to the ZZ process. The channel with no charged leptons is sensitive to both production modes, with ZZ and WZ channels contributing 70 % and 30 %, respectively, to these events. The 0-lepton WZ events contribute primarily when the lepton from $W^\pm \rightarrow \ell^\pm\nu$ falls outside of acceptance.

2 CMS detector, triggering, object reconstruction and event simulation

A description of the CMS detector can be found in Ref. [6]. Particles produced in pp collisions are detected in the pseudorapidity range $|\eta| < 5$, where $\eta = -\ln[\tan(\theta/2)]$, and θ is the polar angle relative to the direction of the counterclockwise circulating proton beam. The CMS detector comprises a superconducting solenoid, providing a uniform axial magnetic field of 3.8 T over a cylindrical region that is 12.5 m long and 6 m in diameter. The magnetic volume contains a silicon

*e-mail: cms-publication-committee-chair@cern.ch

pixel and strip tracking system ($|\eta| < 2.5$), surrounded by a lead tungstate crystal electromagnetic calorimeter (ECAL) and a brass/scintillator hadronic calorimeter (HCAL) at $|\eta| < 3.0$. A steel/quartz-fiber Cherenkov calorimeter extends the coverage to $|\eta| = 5$. The steel flux-return yoke outside the solenoid is instrumented with gas-ionization detectors used to identify muons at $|\eta| < 2.4$.

The 1-lepton channels rely on several single-lepton triggers with p_T thresholds between 17 and 30 GeV and restrictive lepton identification. The 2-lepton channels use the same single-muon triggers for selecting the $Z \rightarrow \mu^+\mu^-$ events and 2-electron triggers with p_T thresholds of 17 and 8 GeV for the electron of higher and lower p_T , respectively, and with more restrictive isolation requirements for selecting the $Z \rightarrow e^+e^-$ events.

A combination of several triggers is used for the events without charged leptons: all triggers require E_T^{miss} to be above a given threshold, such that the trigger efficiency ranges from 70 to 99 % for $E_T^{\text{miss}} = 100$ GeV to 170 GeV, respectively.

Electron reconstruction requires a match of a cluster in the ECAL to a track reconstructed in the silicon tracker [7–9]. Electron identification relies on a multivariate technique that combines observables sensitive to the amount of bremsstrahlung emitted along the electron trajectory, the match in position and energy of the electron trajectory with the associated cluster, as well as the energy distribution in the cluster. Additional requirements are imposed to minimize background from electrons produced through photons converting into e^+e^- pair while traversing the tracker material. Electron candidates are considered if observed in the pseudorapidity range $|\eta| < 2.5$ but excluding the transition regions at $1.44 < |\eta| < 1.57$ between the ECAL barrel and endcaps.

Muons are reconstructed using two algorithms [10]: one in which tracks in the silicon tracker are matched to signals in the muon chambers, and another in which a global fit is performed to the track that is seeded by signals detected in the outer muon system. The muon candidates are required to be reconstructed by both algorithms. Additional identification criteria are imposed on muon candidates to reduce the fraction of tracks misidentified as muons. These include the number of hits reconstructed in the tracker and in the muon system, the quality of the global fit to a muon trajectory, and its consistency with originating from the primary vertex. Muon candidates are finally required to fall in the $|\eta| < 2.4$ range.

Jets are reconstructed from particle-flow [11, 12] objects using the anti- k_T jet clustering algorithm [13], with a distance parameter of 0.5, as implemented in the FASTJET package [14, 15]. Each jet is required to lie within $|\eta| < 2.5$ and have $p_T > 20$ GeV. Jet energy corrections are applied as a function of η and p_T of the jet [16]. The imbalance in transverse momentum (often referred to as “missing transverse

energy vector”) is calculated as the negative of the vectorial sum of the \mathbf{p}_T of all particle-flow objects identified in the event, and the magnitude of this vector is referred to as E_T^{miss} . The procedures of Ref. [17] are applied on an event-by-event basis to mitigate the effects of multiple interactions per beam crossing (pileup).

The CMS combined secondary-vertex (CSV) b-tagging algorithm [18] is used to identify jets that are likely to originate from the hadronization of b quarks. This algorithm combines the information about track impact parameters and secondary vertices in a discriminant that distinguishes b jets from jets originating from light quarks, gluons, or c quarks. The output of the CSV algorithm is a continuous discriminator with a value in the range 0 to 1, where typical thresholds for b jet selection range from loose (≈ 0.2) to tight (≈ 0.9). Depending on the chosen CSV threshold, the efficiencies for tagging jets originating from b quarks range from 50 % (tight) to 75 % (loose), while the misidentification rates for c quarks range from 5 % (tight) to 25 % (loose) and for light quarks or gluons range from 0.2 % (tight) to 3 % (loose).

The b-jet energy resolution is improved by applying multivariate regression techniques similar to those used in the CDF experiment [19]. An additional correction, beyond the standard CMS jet energy corrections, is derived from simulated events to recalibrate each b-tagged jet with the generated b quark energy. This involves a specialized boosted decision tree (BDT) [20, 21] trained on simulated signal events, with inputs that include information on jet structure, such as information about individual tracks, jet constituents, information on semileptonic b-hadron decays, and the presence of any low- p_T leptons. The BDT correction, identical to that used in Ref. [17], improves the resolution on the mass of the $b\bar{b}$ system by ≈ 15 %, resulting in an increase in the sensitivity of the analysis of 10–20 %, depending on the specific channel. The $Z \rightarrow b\bar{b}$ invariant mass resolution after this correction is ≈ 10 %.

Simulated samples of events are produced using several event generators, and the response of the CMS detector is modeled using the GEANT4 program [22]. The MADGRAPH 5.1 [23] generator is used to generate the diboson signals, as well as the background from W+jets, Z+jets, and $t\bar{t}$ events. The single-top-quark samples are generated with POWHEG [24–27], and generic multijet samples using PYTHIA 6.4 [28]. VH event samples with a SM H boson mass of $m_H = 125$ GeV are also produced using the POWHEG [29] event generator interfaced to HERWIG ++ [30] for parton showering and hadronization. The NLO MSTW2008 set [31] of parton distribution functions (PDF) is used to produce the NLO POWHEG samples, while the leading-order (LO) CTEQ6L1 set [32] is used for the events that correspond to LO calculations. The Z2Star tune [33] is used to parametrize the underlying event. Corrections to account for differences in efficiencies between data and simulation are measured

using data using a tag and probe technique [34], and applied as individual weights to each of the simulated events.

3 Event selection

We use the analysis techniques developed in the CMS VH studies of Ref. [17]. Event selection is based on the reconstruction of a vector boson that decays leptonically in association with the Z boson that decays into two b-tagged jets. Dominant backgrounds to VZ production include V+b jets, V+light flavor (LF = udsc quark or gluon) jets, $t\bar{t}$, single-top-quark, generic multijet, and H boson production. In general, b-tagging reduces the contributions from LF events, and counting additional jet activity is used to reduce background from $t\bar{t}$ and single-top-quark events. Finally, the value of $m_{b\bar{b}}$ provides a way to distinguish VZ from V+b and SM VH production, as discussed below.

The reconstruction of a $Z \rightarrow b\bar{b}$ decay proceeds by selecting two central jets from the primary vertex with $|\eta| < 2.5$, each with a p_T above some chosen threshold, and defining the $b\bar{b}$ candidate as the jet pair with largest vectorial sum of transverse momenta ($p_T^{b\bar{b}}$). This combination is very efficient for $p_T^V > 100$ GeV without biasing the differential distribution of the background, and also defines the two-jet mass $m_{b\bar{b}}$, which is required to be < 250 GeV. The two selected jets are also required to be tagged as b jets, with a value of the CSV discriminator that depends on the specific nature of the event.

Candidate $W^\pm \rightarrow \ell^\pm \nu$ decays in WZ events are identified through the presence of a single isolated lepton and significant E_T^{miss} . Electrons and muons are required to have $p_T > 30$ GeV and $p_T > 20$ GeV, respectively. To reduce contamination from generic multijet processes, the E_T^{miss} is required to be > 45 GeV. In addition, the azimuthal angle (ϕ) between the E_T^{miss} vector and the lepton is required to be $< \pi/2$. At least two jets with $p_T > 30$ GeV and a moderate CSV discriminator value are required to define the $Z \rightarrow b\bar{b}$ candidate.

Candidate $Z \rightarrow \ell^+ \ell^-$ decays in ZZ events are reconstructed by combining isolated, oppositely charged pairs of electrons or muons, with a dilepton invariant mass of $75 < m_{\ell\ell} < 105$ GeV. The p_T of each lepton is required to be > 20 GeV. The two jets of the $Z \rightarrow b\bar{b}$ candidate must pass a loose CSV discriminator value, which is optimized in simulated events for increasing the sensitivity of the analysis.

The identification of $Z \rightarrow \nu\bar{\nu}$ decays in ZZ events requires $E_T^{\text{miss}} > 100$ GeV in the event, and at least one of the b jets with $p_T > 60$ GeV and the other with $p_T > 30$ GeV to form a $Z \rightarrow b\bar{b}$ candidate. Moderate CSV requirements are applied on both jets. Two additional event requirements are imposed to reduce the multijet background in which E_T^{miss} originates from mismeasured jet energies. First, a $\Delta\phi(E_T^{\text{miss}}, \text{jet})$

> 0.5 radians requirement is applied on the azimuthal angle between the direction of E_T^{miss} and the p_T of the jet closest in ϕ that satisfies $|\eta| < 2.5$ and $p_T > 25$ GeV. The second requirement is that the azimuthal angle between the direction of $E_T^{\text{miss}(\text{trks})}$, as calculated from only the charged tracks that satisfy $p_T > 0.5$ GeV and $|\eta| < 2.5$, and the direction of the full E_T^{miss} has $\Delta\phi(E_T^{\text{miss}}, E_T^{\text{miss}(\text{trks})}) < 0.5$ radians. Finally, to reduce background from $t\bar{t}$ events in the 1-lepton and 0-lepton channels, events that contain any additional isolated leptons with $p_T > 20$ GeV are rejected.

3.1 Multivariate analysis

The signal region is defined by events that satisfy the V and Z boson reconstruction criteria described above. To optimize the significance of the signal as well as the $b\bar{b}$ mass resolution, events are classified into different regions of the V boson transverse momentum. In particular, we define three regions for the 1-lepton channels: (i) $100 < p_T^V < 130$ GeV, (ii) $130 < p_T^V < 180$ GeV, and (iii) $p_T^V > 180$ GeV. A single inclusive region of $p_T^V > 100$ GeV is defined for the 2-lepton channels. Three regions for the channel without charged leptons are defined by (i) $100 < p_T^V < 130$ GeV, (ii) $130 < p_T^V < 170$ GeV, and (iii) $p_T^V > 170$ GeV. For regions (i) and (ii), the requirement on $\Delta\phi(E_T^{\text{miss}}, \text{jet})$ is tightened to $\Delta\phi(E_T^{\text{miss}}, \text{jet}) > 0.7$ radians. To reduce background in the region of smallest p_T^V , the E_T^{miss} significance (defined as the ratio of E_T^{miss} to the square root of the total transverse energy deposited in the calorimeter) is required to be $> 3\sqrt{\text{GeV}}$.

To better discriminate between signals and background, the final stage of the analysis introduces a BDT discriminant trained on simulated samples for signal and all background processes. The set of input variables is identical to the one used in Ref. [17], and includes the mass of the $b\bar{b}$ system, the number of additional jets beyond the b and \bar{b} candidates (N_{aj}), the value of CSV for the $b\bar{b}$ jets with CSV_{min} specifying the smaller value and CSV_{max} the larger one, and the distance in η - ϕ between the b and \bar{b} jet axes, $\Delta R(b\bar{b}) = \sqrt{(\Delta\phi)^2 + (\Delta\eta)^2}$.

Figure 1(a) displays the combined differential distribution for events from all channels as a function of the logarithm of the signal-to-background (S/B) ratio of the values of the output of the corresponding S and B contributions to the BDT discriminants of each event. Panel (b) gives the ratio of the data (black points) to the SM expectation (histogram) relative to the background-only hypothesis, while panel (c) gives the ratio to the expectation from the SM, including the VZ contribution. The excess observed in bins with largest S/B is clearly consistent with what is expected for VZ production in the SM.

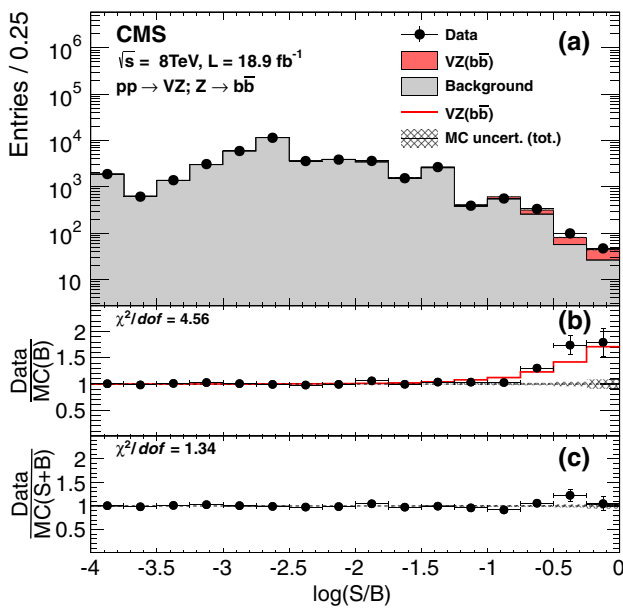


Fig. 1 (a) Combined distribution for all channels in the value of the logarithm of the ratio of signal to background (S/B) discriminants in data and in Monte Carlo (MC) simulations, based on the outputs of the S and B BDT discriminants for each event. The two bottom panels display (b) the ratio of the data and of the SM expectation relative to the background-only hypothesis, and (c) data relative to the expected sum of background and VZ signal. The error bars and the cross-hatched regions reflect total uncertainties at 68 % confidence level

3.2 Two-jet mass analysis

As a cross-check of the multivariate analysis, we perform a simpler analysis based on the $m_{b\bar{b}}$ distribution of the reconstructed $b\bar{b}$ jets of the hypothesized Z boson. The signal region is defined by events that satisfy the V and Z boson reconstruction criteria used in the multivariate analysis. Events are again classified according to p_T^V , and, in addition, more restrictive selections are introduced than in the multivariate analysis, because the single variable $m_{b\bar{b}}$ is not a sufficiently sensitive discriminant.

In the 0-lepton and 1-lepton channels, the b-tagging requirements are tightened, respectively, to a tight CSV_{max} and a medium CSV_{min} . A veto is also imposed on any additional jets, and $\Delta\phi(V, Z)$ is required to be > 2.95 radians. The regions of $100 < p_T^V < 130$ GeV, $130 < p_T^V < 180$ GeV, and $p_T^V > 180$ GeV are used to analyze the 1-muon channel, and the regions for the 1-electron channel are defined as $100 < p_T^V < 150$ GeV and $p_T^V > 150$ GeV. The selected regions for the 0-lepton channel are identical in p_T^V to the requirements used in the multivariate analysis, but we define ranges of $p_T^{b\bar{b}} > 110$ GeV, $p_T^{b\bar{b}} > 140$ GeV, and $p_T^{b\bar{b}} > 190$ GeV, and impose an additional threshold for the jet of highest p_T of > 80 GeV for the region of $p_T^{b\bar{b}} > 140$ GeV. For the 2-lepton channels, the p_T^V ranges

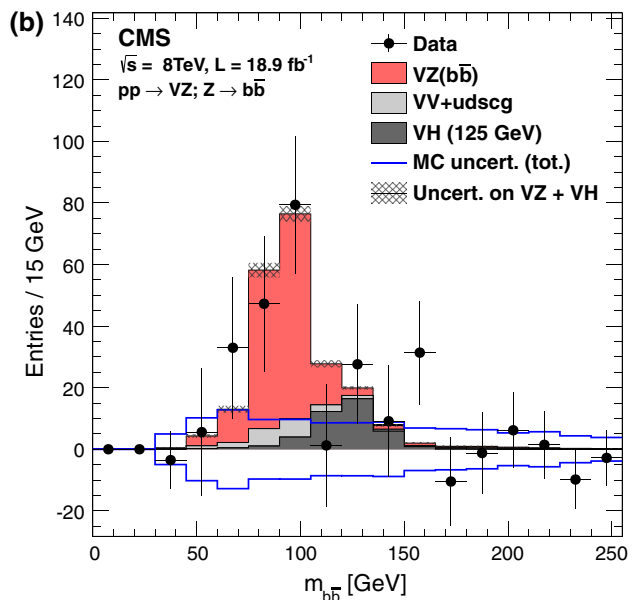
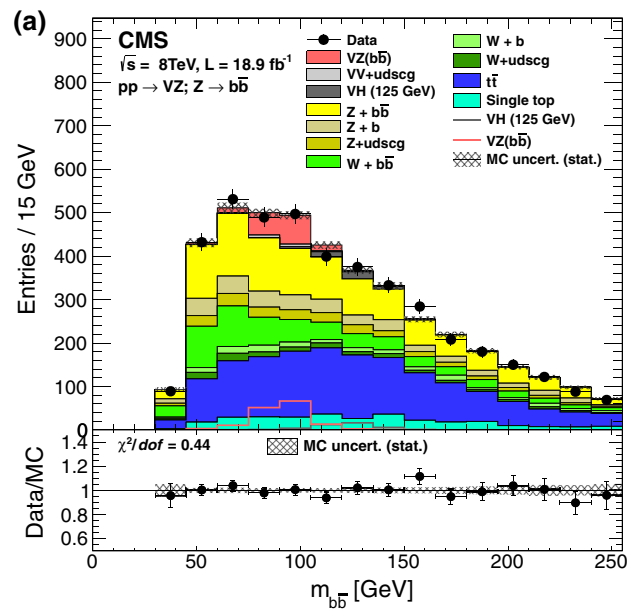


Fig. 2 (a) The combined $b\bar{b}$ invariant mass distribution for all channels, compared to MC simulation of SM contributions. (b) Same distribution as in (a), but with all backgrounds to VZ production, except for the VH contribution, subtracted. The contributions from backgrounds and signal are summed cumulatively. The expectations for the sum of VZ signal and background from VH production are also shown superimposed. The error bars and cross-hatched regions reflect statistical uncertainties at 68 % confidence level

are defined by $100 < p_T^V < 150$ GeV and $p_T^V > 150$ GeV, and, in addition, we require medium CSV_{max} and moderate CSV_{min} thresholds, and $E_T^{miss} < 60$ GeV.

Figure 2(a) combines events from all channels into a single $m_{b\bar{b}}$ distribution, which is compared to expectations from the SM. Figure 2(b) shows the same distribution, but after subtracting all SM contributions except for the VZ signals

Table 1 Sources of systematic uncertainty, including whether they affect the distribution (dist) or normalization (norm) of the BDT output, and their relative contributions to the expected uncertainty in the signal strengths μ_{WZ} and μ_{ZZ} after fitting the model

Source of uncertainty	Type	Individual contributions to uncertainty	
		μ_{WZ} (%)	μ_{ZZ} (%)
Luminosity	norm	3.3	3.2
Lepton efficiency and trigger	norm	1.9	0.6
0-lepton triggers	dist	–	1.6
Jet energy scale	dist	7.2	6.4
Jet energy resolution	dist	6.1	5.9
E_T^{miss}	dist	3.3	1.8
b tagging	dist	7.7	5.7
VZ cross section (theory)	norm	13.4	13.4
Monte Carlo statistics	dist	5.5	3.6
Backgrounds (from data)	norm	12.5	11.5
Single-top and VH (from simulation)	norm	1.9	–
MC modeling of V+jets and $t\bar{t}$	dist	4.7	4.8

and VH backgrounds. The VZ signal is clearly visible, with a yield compatible to that expected in the SM.

4 Background calibration regions and systematic uncertainties

Calibration regions in data are used to validate the simulated distributions used to build the BDT discriminants, as well as to correct normalizations of the major background contributions from W and Z bosons produced in association with jets (LF or b quarks) and $t\bar{t}$ production. These calibration regions are identical to those of Ref. [17], and typically involve inversion of b-tag selection criteria and two-jet mass sidebands around the signal region. A set of simultaneous fits is then performed to distributions of discriminating variables in the calibration regions, separately for each channel, to obtain consistent scale factors that are used to adjust the yields from simulated events. These scale factors account not only for discrepancies between predicted cross sections and data, but also for any residual differences in the selection of physical objects. Separate scale factors are consequently applied for each of the background processes in the different channels. For the backgrounds from V+jets, the calibration regions are enriched in either b or LF jets. Uncertainties in the scale factors include statistical components arising from the fits to the discriminant (affected by the finite size of the data and MC samples), and systematic uncertainties originating from b tagging, jet energy scale, and jet energy resolution. The numerical values of the scale factors are close to unity and their uncertainties (3–50 %) are identical to those of Ref. [17].

The systematic uncertainties considered in the measurement of the cross section using the multivariate analysis are

summarized in Table 1. The two columns give the uncertainty in the “signal strength” μ for the WZ and ZZ processes, which corresponds to the ratio of the observed yield relative to the yield expected from the SM. Each systematic uncertainty is represented by a nuisance parameter and profiled in the combined fit. To evaluate the impact of individual uncertainties a fit to a simulated pseudo-dataset is performed removing individual nuisance parameters.

Theoretical uncertainties in the acceptances are evaluated using the MCFM [1] generator by changing the QCD factorization and renormalization scales up and down by a factor of two relative to the default scales of $\mu_R = \mu_F = m_Z$. The impact of uncertainties in PDF and α_s on the cross section and acceptance of the VZ signal are evaluated following the PDF4LHC prescription [35,36], using CT10 [37], MSTW08 [31], and NNPDF2.0 [38] sets of PDF, and the combined uncertainty is found to be 5 % for both WZ and ZZ production. Because of the large p_T^V values required in this analysis, the results are sensitive to electroweak (EW) and NNLO QCD corrections, both of which can be significant. Since the exact corrections for the VZ process are not available, we use the NLO EW [39–41] and next-to-next-to-leading-order (NNLO) QCD [42] corrections to VH production, and apply these to the VZ channel, because they are expected to be similar for the two processes. Based on the size of the correction, an additional 10 % uncertainty is assigned to the inclusive cross section to account for the extrapolation to the $p_T^V < 100$ GeV region.

The uncertainty in CMS luminosity is estimated to be 2.6 % [43]. Muon and electron triggering, reconstruction, and identification efficiencies are determined in data from samples of $Z \rightarrow \ell^+ \ell^-$ decays. The uncertainty in the lepton yields due to trigger inefficiency is 2 % per lepton, as is the uncertainty in lepton identification efficiency. The param-

ters describing the turn-on in the trigger efficiency in the 0-lepton channel are varied within their statistical uncertainties for different assumptions on the methods used to derive the efficiency. The estimated uncertainty is 3 %.

The jet energy scale is also varied within its uncertainty as a function of jet p_T and η , and the efficiency of the selections is then recomputed to assess the dependence on these variables. The effect of this uncertainty on the jet energy resolution is evaluated by smearing the jet energies according to their measured uncertainties, a process that affects both the normalization and distribution of events. An uncertainty of 3 % is assigned to the yields of all processes in the 0-lepton and 1-lepton channels due to uncertainties related to E_T^{miss} , such as its scale and resolution.

Scaling factors to normalize b-tagging in simulation to that in data (measured in b enhanced samples of jets that contain muons) are applied consistently to jets in simulated signal and background events. The measured uncertainties in b-tagging scale factors are 3 % per b-quark jet, 6 % per c-quark jet, and 15 % per mistagged jet (originating from a gluon or from a light quark) [18]. These translate into uncertainties in yields of 3–15 %, depending on channel and specific process. The BDT output is also affected by the distributions of the CSV output, and an uncertainty is therefore assigned according to ± 1 standard deviation (SD) variation in yield and shape of the CSV distributions.

Finally, the sizes of the simulated samples, as well as uncertainties in generator-level modeling of V+jets and $t\bar{t}$ backgrounds, are taken into account to determine the total uncertainty in the signal strength μ .

5 Results

The total cross sections are determined from a simultaneous fit to all final states, constrained by the number of events observed in each category. The likelihood is written as a combination of individual channel likelihoods for the signal and background hypotheses. We extract the best-fit values of the signal strength assuming the SM expectation for the ratio of $\sigma(\text{WZ})/\sigma(\text{ZZ})$ at NLO. Using the baseline multivariate analysis, the VZ process is observed with a statistical significance of 6.3 SD (5.9 SD expected). The measurement corresponds to a signal strength relative to the SM of $\mu = 1.09^{+0.24}_{-0.21}$. The cross-check analysis based on $m_{b\bar{b}}$ yields a significance of 4.1 SD (4.6 SD expected), which corresponds to $\mu = 0.97^{+0.32}_{-0.29}$. In the following, the interpretation refers to the more sensitive multivariate analysis.

The cross sections extracted from the individual channels are consistent with each other and with the SM predictions, as can be seen in Fig. 3(a). To extract the WZ and ZZ cross sections, a simultaneous fit is performed floating independently the WZ and ZZ contributions, with results displayed

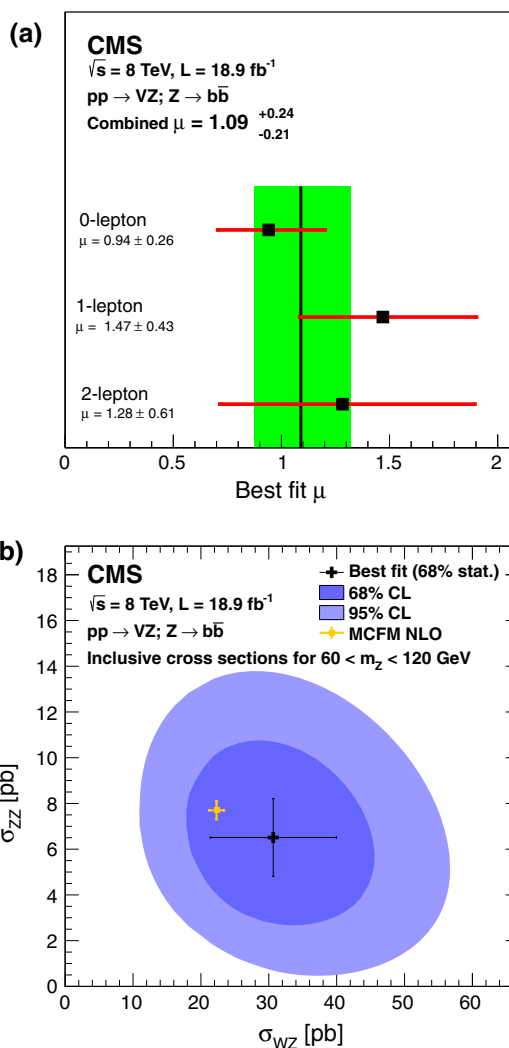


Fig. 3 (a) Best-fit values of the ratios of the VZ production cross sections, relative to SM predictions for individual channels, and for all channels combined (hatched band). (b) Contours of 68 and 95 % confidence level for WZ and ZZ production cross sections. The large cross indicates the best-fit value including its 68 % statistical uncertainty, and the light small cross shows the result for the MCFM NLO calculation

in Fig. 3(b). The most likely values are $\mu_{\text{WZ}} = 1.37^{+0.42}_{-0.37}$ and $\mu_{\text{ZZ}} = 0.85^{+0.34}_{-0.31}$.

The values for the signal strength are extrapolated to the mass window $60 < M_Z < 120$ GeV for both the $b\bar{b}$ and lepton pair invariant masses. The resulting cross section for inclusive WZ production is $\sigma(\text{pp} \rightarrow \text{WZ}) = 30.7 \pm 9.3$ (stat.) ± 7.1 (syst.) ± 4.1 (th.) ± 1.0 (lum.) pb, compared to the theoretical value of $\sigma(\text{pp} \rightarrow \text{WZ}) = 22.3 \pm 1.1$ pb, calculated with MCFM using the MSTW2008 PDF. The ZZ cross section is $\sigma(\text{pp} \rightarrow \text{ZZ}) = 6.5 \pm 1.7$ (stat.) ± 1.0 (syst.) ± 0.9 (th.) ± 0.2 (lum.) pb, for the same Z-mass window, which can be compared to the theoretical value of $\sigma(\text{pp} \rightarrow \text{ZZ}) = 7.7 \pm 0.4$ pb, also calculated with MCFM using the MSTW2008 PDF. The uncertainties in both theoret-

ical values include uncertainties in the PDF and α_s , and those originating from the uncertainty in renormalization and factorization scales. The ZZ cross section is in agreement with CMS measurements using all-leptonic V decays of Ref. [5], which is more precise than this analysis.

The cross sections for $p_T^V > 100$ GeV and for Z bosons produced in the mass region $60 < M_Z < 120$ GeV are determined to be $\sigma(\text{pp} \rightarrow \text{WZ}) = 4.8 \pm 1.4$ (stat.) ± 1.1 (syst.) pb and $\sigma(\text{pp} \rightarrow \text{ZZ}) = 0.90 \pm 0.23$ (stat.) ± 0.16 (syst.) pb. The acceptance for this p_T region has smaller theoretical uncertainty, estimated as 1 % using MC signal simulation; the measurements are found in agreement with the NLO MCFM calculations yielding $\sigma(\text{pp} \rightarrow \text{WZ}) = 3.39 \pm 0.17$ pb and $\sigma(\text{pp} \rightarrow \text{ZZ}) = 1.03 \pm 0.05$ pb.

6 Summary

We presented measurements of the inclusive $\text{pp} \rightarrow \text{VZ}$ (where V denotes W or Z) cross sections in data recorded by the CMS experiment at the LHC at $\sqrt{s} = 8$ TeV, corresponding to an integrated luminosity of 18.9 fb^{-1} . The measurements are based on $\text{VZ} \rightarrow \text{Vb}\bar{\text{b}}$ final states. The decay modes $\text{Z} \rightarrow \nu\bar{\nu}$, $\text{W}^\pm \rightarrow \ell^\pm\nu$, and $\text{Z} \rightarrow \ell^+\ell^-$ ($\ell = e, \mu$) are used to identify the accompanying V. We observe $\text{VZ} \rightarrow \text{Vb}\bar{\text{b}}$ production with a combined significance of 6.3 standard deviations. The total cross sections, defined for $60 < M_Z < 120$ GeV, are found to be $\sigma(\text{pp} \rightarrow \text{WZ}) = 30.7 \pm 9.3$ (stat.) ± 7.1 (syst.) ± 4.1 (th.) ± 1.0 (lum.) pb and $\sigma(\text{pp} \rightarrow \text{ZZ}) = 6.5 \pm 1.7$ (stat.) ± 1.0 (syst.) ± 0.9 (th.) ± 0.2 (lum.) pb. These values are consistent with the predictions $\sigma(\text{pp} \rightarrow \text{WZ}) = 22.3 \pm 1.1$ pb and $\sigma(\text{pp} \rightarrow \text{ZZ}) = 7.7 \pm 0.4$ pb of the standard model at next-to-leading order.

Acknowledgments We congratulate our colleagues in the CERN accelerator departments for the excellent performance of the LHC and thank the technical and administrative staffs at CERN and at other CMS institutes for their contributions to the success of the CMS effort. In addition, we gratefully acknowledge the computing centres and personnel of the Worldwide LHC Computing Grid for delivering so effectively the computing infrastructure essential to our analyses. Finally, we acknowledge the enduring support for the construction and operation of the LHC and the CMS detector provided by the following funding agencies: BMWF and FWF (Austria); FNRS and FWO (Belgium); CNPq, CAPES, FAPERJ, and FAPESP (Brazil); MES (Bulgaria); CERN; CAS, MoST, and NSFC (China); COLCIENCIAS (Colombia); MSES and CSF (Croatia); RPF (Cyprus); MoER, SF0690030s09 and ERDF (Estonia); Academy of Finland, MEC, and HIP (Finland); CEA and CNRS/IN2P3 (France); BMBF, DFG, and HGF (Germany); GSRT (Greece); OTKA and NIH (Hungary); DAE and DST (India); IPM (Iran); SFI (Ireland); INFN (Italy); NRF and WCU (Republic of Korea); LAS (Lithuania); MOE and UM (Malaysia); CINVESTAV, CONACYT, SEP, and UASLP-FAI (Mexico); MBIE (New Zealand); PAEC (Pakistan); MSHE and NSC (Poland); FCT (Portugal); JINR (Dubna); MON, RosAtom, RAS and RFBR (Russia); MESTD (Serbia); SEIDI and CPAN (Spain); Swiss Funding Agencies (Switzerland); NSC (Taipei); ThEPCenter, IPST, STAR and NSTDA (Thailand); TUBITAK and TAEK (Turkey); NASU and SFFR (Ukraine); STFC

(United Kingdom); DOE and NSF (USA). Individuals have received support from the Marie-Curie programme and the European Research Council and EPLANET (European Union); the Leventis Foundation; the A. P. Sloan Foundation; the Alexander von Humboldt Foundation; the Belgian Federal Science Policy Office; the Fonds pour la Formation à la Recherche dans l'Industrie et dans l'Agriculture (FRIA-Belgium); the Agentschap voor Innovatie door Wetenschap en Technologie (IWT-Belgium); the Ministry of Education, Youth and Sports (MEYS) of Czech Republic; the Council of Science and Industrial Research, India; the Compagnia di San Paolo (Torino); the HOMING PLUS programme of Foundation for Polish Science, cofinanced by EU, Regional Development Fund; and the Thalís and Aristeia programmes cofinanced by EU-ESF and the Greek NSRF.

Open Access This article is distributed under the terms of the Creative Commons Attribution License which permits any use, distribution, and reproduction in any medium, provided the original author(s) and the source are credited.
Funded by SCOAP³ / License Version CC BY 4.0.

References

1. J.M. Campbell, R.K. Ellis, MCFM for the Tevatron and the LHC. Nucl. Phys. Proc. Suppl. **205–206**, 10 (2010). doi:[10.1016/j.nuclphysbps.2010.08.011](https://doi.org/10.1016/j.nuclphysbps.2010.08.011). arXiv:1007.3492
2. ATLAS Collaboration, Measurement of $W^\pm Z$ production in proton–proton collisions at $\sqrt{s} = 7$ TeV with the ATLAS detector. Eur. Phys. J. C **72**, 2173 (2012). doi:[10.1140/epjc/s10052-012-2173-0](https://doi.org/10.1140/epjc/s10052-012-2173-0). arXiv:1208.1390
3. ATLAS Collaboration, Measurement of ZZ production in pp collisions at $\sqrt{s} = 7$ TeV and limits on anomalous ZZZ and ZZ γ couplings with the ATLAS detector. JHEP **03**, 128 (2013). doi:[10.1007/JHEP03\(2013\)128](https://doi.org/10.1007/JHEP03(2013)128). arXiv:1211.6096
4. CMS Collaboration, Measurement of the sum of WW and WZ production with W+dijet events in pp collisions at $\sqrt{s} = 7$ TeV. Eur. Phys. J. C **73**, 2283 (2013). doi:[10.1140/epjc/s10052-013-2283-3](https://doi.org/10.1140/epjc/s10052-013-2283-3). arXiv:1210.7544
5. CMS Collaboration, Measurement of W^+W^- and ZZ production cross sections in pp collisions at $\sqrt{s} = 8$ TeV. Phys. Lett. B **721**, 190 (2013). doi:[10.1016/j.physletb.2013.03.027](https://doi.org/10.1016/j.physletb.2013.03.027). arXiv:1301.4698
6. CMS Collaboration, The CMS experiment at the CERN LHC. JINST **3**, S08004 (2008). doi:[10.1088/1748-0221/3/08/S08004](https://doi.org/10.1088/1748-0221/3/08/S08004)
7. CMS Collaboration, Electron reconstruction and identification at $\sqrt{s} = 7$ TeV. CMS Physics Analysis Summary CMS-PAS-EGM-10-004 (2010). <http://cdsweb.cern.ch/record/1299116>
8. CMS Collaboration, Electron commissioning results at $\sqrt{s} = 7$ TeV. CMS Detector Performance Summary CMS-DP-2011-003 (2011). <http://cdsweb.cern.ch/record/1360227>
9. CMS Collaboration, Electron performance with 19.6 fb^{-1} of data collected at $\sqrt{s} = 8$ TeV with the CMS detector. CMS Detector Performance Summary CMS-DP-2013-003 (2013). <http://cdsweb.cern.ch/record/1523273>
10. CMS Collaboration, Performance of CMS muon reconstruction in pp collision events at $\sqrt{s} = 7$ TeV. JINST **7**, P10002 (2012). doi:[10.1088/1748-0221/7/10/P10002](https://doi.org/10.1088/1748-0221/7/10/P10002). arXiv:1206.4071
11. CMS Collaboration, Particle-flow event reconstruction in CMS and performance for Jets, Taus, and E_T^{miss} . CMS Physics Analysis Summary CMS-PAS-PFT-09-001 (2009). <http://cdsweb.cern.ch/record/1194487>
12. CMS Collaboration, Commissioning of the particle-flow event reconstruction in minimum-bias and jet events from pp collisions at 7 TeV. CMS Physics Analysis Summary CMS-PAS-PFT-10-002 (2010). <http://cdsweb.cern.ch/record/1279341>

13. M. Cacciari, G.P. Salam, G. Soyez, The anti- k_r jet clustering algorithm. *JHEP* **04**, 063 (2008). doi:[10.1088/1126-6708/2008/04/063](https://doi.org/10.1088/1126-6708/2008/04/063). [arXiv:0802.1189](https://arxiv.org/abs/0802.1189)
14. M. Cacciari, G.P. Salam, G. Soyez, FastJet user manual. *Eur. Phys. J. C* **72**, 1896 (2012). doi:[10.1140/epjc/s10052-012-1896-2](https://doi.org/10.1140/epjc/s10052-012-1896-2). [arXiv:1111.6097](https://arxiv.org/abs/1111.6097)
15. M. Cacciari, G.P. Salam, Dispelling the N^3 myth for the k_r jet-finder. *Phys. Lett. B* **641**, 57 (2006). doi:[10.1016/j.physletb.2006.08.037](https://doi.org/10.1016/j.physletb.2006.08.037). [arXiv:hep-ph/0512210](https://arxiv.org/abs/hep-ph/0512210)
16. CMS Collaboration, Determination of jet energy calibration and transverse momentum resolution in CMS. *JINST* **6**, P11002 (2011). doi:[10.1088/1748-0221/6/11/P11002](https://doi.org/10.1088/1748-0221/6/11/P11002). [arXiv:1107.4277](https://arxiv.org/abs/1107.4277)
17. CMS Collaboration, Search for the standard model Higgs boson produced in association with a W or a Z boson and decaying to bottom quarks. *Phys. Rev. D* **89**, 012003 (2014). doi:[10.1103/PhysRevD.89.012003](https://doi.org/10.1103/PhysRevD.89.012003)
18. CMS Collaboration, Identification of b-quark jets with the CMS experiment. *JINST* **8**, P04013 (2013). doi:[10.1088/1748-0221/8/04/P04013](https://doi.org/10.1088/1748-0221/8/04/P04013). [arXiv:1211.4462](https://arxiv.org/abs/1211.4462)
19. T. Aaltonen et al., Improved b-jet energy correction for $H \rightarrow b\bar{b}$ searches at CDF. (2011). [arXiv:1107.3026](https://arxiv.org/abs/1107.3026)
20. B.P. Roe et al., Boosted decision trees, an alternative to artificial neural networks. *Nucl. Instrum. Meth. A* **543**, 577 (2005). doi:[10.1016/j.nima.2004.12.018](https://doi.org/10.1016/j.nima.2004.12.018). [arXiv:physics/0408124](https://arxiv.org/abs/physics/0408124)
21. H. Voss, A. Höcker, J. Stelzer, and F. Tegenfeldt, TMVA, the toolkit for multivariate data analysis with ROOT. In: XI Int. Workshop on advanced computing and analysis techniques in physics research, p. 040 (2007). [arXiv:physics/0703039](https://arxiv.org/abs/physics/0703039). PoS ACAT:040
22. GEANT4 Collaboration, GEANT4—a simulation toolkit. *Nucl. Instrum. Meth. A* **506**, 250 (2003). doi:[10.1016/S0168-9002\(03\)01368-8](https://doi.org/10.1016/S0168-9002(03)01368-8)
23. J. Alwall et al., MadGraph 5: going beyond. *JHEP* **06**, 128 (2011). doi:[10.1007/JHEP06\(2011\)128](https://doi.org/10.1007/JHEP06(2011)128). [arXiv:1106.0522](https://arxiv.org/abs/1106.0522)
24. P. Nason, A new method for combining NLO QCD with shower Monte Carlo algorithms. *JHEP* **11**, 040 (2004). doi:[10.1088/1126-6708/2004/11/040](https://doi.org/10.1088/1126-6708/2004/11/040). [arXiv:hep-ph/0409146](https://arxiv.org/abs/hep-ph/0409146)
25. S. Frixione, P. Nason, C. Oleari, Matching NLO QCD computations with parton shower simulations: the POWHEG method. *JHEP* **11**, 070 (2007). doi:[10.1088/1126-6708/2007/11/070](https://doi.org/10.1088/1126-6708/2007/11/070). [arXiv:0709.2092](https://arxiv.org/abs/0709.2092)
26. S. Alioli, P. Nason, C. Oleari, E. Re, A general framework for implementing NLO calculations in shower Monte Carlo programs: the POWHEG BOX. *JHEP* **06**, 043 (2010). doi:[10.1007/JHEP06\(2010\)043](https://doi.org/10.1007/JHEP06(2010)043). [arXiv:1002.2581](https://arxiv.org/abs/1002.2581)
27. S. Alioli, P. Nason, C. Oleari, E. Re, NLO single-top production matched with shower in POWHEG: s - and t -channel contributions. *JHEP* **09**, 111 (2009). doi:[10.1088/1126-6708/2009/09/111](https://doi.org/10.1088/1126-6708/2009/09/111). [arXiv:0907.4076](https://arxiv.org/abs/0907.4076). Erratum at doi:[10.1007/JHEP02\(2010\)011](https://doi.org/10.1007/JHEP02(2010)011)
28. T. Sjöstrand, S. Mrenna, and P. Z. Skands, PYTHIA 6.4 physics and manual. *JHEP* **05**, 026 (2006). doi:[10.1088/1126-6708/2006/05/026](https://doi.org/10.1088/1126-6708/2006/05/026). [arXiv:hep-ph/0603175](https://arxiv.org/abs/hep-ph/0603175)
29. P. Nason, C. Oleari, NLO Higgs boson production via vector-boson fusion matched with shower in POWHEG. *JHEP* **02**, 037 (2010). doi:[10.1007/JHEP02\(2010\)037](https://doi.org/10.1007/JHEP02(2010)037). [arXiv:0911.5299](https://arxiv.org/abs/0911.5299)
30. S. Gieseke et al., Herwig++ 2.0 Release Note (2006). [arXiv:hep-ph/0609306](https://arxiv.org/abs/hep-ph/0609306)
31. A.D. Martin, W.J. Stirling, R.S. Thorne, G. Watt, Parton distributions for the LHC. *Eur. Phys. J. C* **63**, 189 (2009). doi:[10.1140/epjc/s10052-009-1072-5](https://doi.org/10.1140/epjc/s10052-009-1072-5). [arXiv:0901.0002](https://arxiv.org/abs/0901.0002)
32. J. Pumplin et al., New generation of parton distributions with uncertainties from global QCD analysis. *JHEP* **07**, 012 (2002). doi:[10.1088/1126-6708/2002/07/012](https://doi.org/10.1088/1126-6708/2002/07/012). [arXiv:hep-ph/0201195](https://arxiv.org/abs/hep-ph/0201195)
33. CMS Collaboration, Measurement of the underlying event activity at the LHC with $\sqrt{s} = 7$ TeV and comparison with $\sqrt{s} = 0.9$ TeV. *JHEP* **09**, 109 (2011). doi:[10.1007/JHEP09\(2011\)109](https://doi.org/10.1007/JHEP09(2011)109). [arXiv:1107.0330](https://arxiv.org/abs/1107.0330)
34. CMS Collaboration, Measurement of the Drell–Yan cross section in pp collisions at $\sqrt{s} = 7$ TeV. *JHEP* **10**, 007 (2011). doi:[10.1007/JHEP10\(2011\)007](https://doi.org/10.1007/JHEP10(2011)007). [arXiv:1108.0566](https://arxiv.org/abs/1108.0566)
35. M. Botje et al., The PDF4LHC Working Group Interim Recommendations (2011). [arXiv:1101.0538](https://arxiv.org/abs/1101.0538)
36. S. Alekhin et al., The PDF4LHC Working Group Interim Report (2011). [arXiv:1101.0536](https://arxiv.org/abs/1101.0536)
37. H.-L. Lai et al., New parton distributions for collider physics. *Phys. Rev. D* **82**, 074024 (2010). doi:[10.1103/PhysRevD.82.074024](https://doi.org/10.1103/PhysRevD.82.074024). [arXiv:1007.2241](https://arxiv.org/abs/1007.2241)
38. R.D. Ball et al., A first unbiased global NLO determination of parton distributions and their uncertainties. *Nucl. Phys. B* **838**, 136 (2010). doi:[10.1016/j.nuclphysb.2010.05.008](https://doi.org/10.1016/j.nuclphysb.2010.05.008). [arXiv:1002.4407](https://arxiv.org/abs/1002.4407)
39. M. Ciccolini, A. Denner, S. Dittmaier, Strong and electroweak corrections to the production of Higgs+2jets via weak interactions at the LHC. *Phys. Rev. Lett.* **99**, 161803 (2007). doi:[10.1103/PhysRevLett.99.161803](https://doi.org/10.1103/PhysRevLett.99.161803). [arXiv:0707.0381](https://arxiv.org/abs/0707.0381)
40. M. Ciccolini, A. Denner, S. Dittmaier, Electroweak and QCD corrections to Higgs production via vector-boson fusion at the LHC. *Phys. Rev. D* **77**, 013002 (2008). doi:[10.1103/PhysRevD.77.013002](https://doi.org/10.1103/PhysRevD.77.013002). [arXiv:0710.4749](https://arxiv.org/abs/0710.4749)
41. A. Denner, S. Dittmaier, S. Kallweit, A. Muck, Electroweak corrections to Higgs-strahlung off W/Z bosons at the Tevatron and the LHC with HAWK. *JHEP* **03**, 075 (2012). doi:[10.1007/JHEP03\(2012\)075](https://doi.org/10.1007/JHEP03(2012)075). [arXiv:1112.5142](https://arxiv.org/abs/1112.5142)
42. G. Ferrera, M. Grazzini, F. Tramontano, Associated WH production at hadron colliders: a fully exclusive QCD calculation at NNLO. *Phys. Rev. Lett.* **107**, 152003 (2011). doi:[10.1103/PhysRevLett.107.152003](https://doi.org/10.1103/PhysRevLett.107.152003). [arXiv:1107.1164](https://arxiv.org/abs/1107.1164)
43. CMS Collaboration, CMS luminosity based on pixel cluster counting—summer 2013 update. CMS Physics Analysis Summary CMS-PAS-LUM-13-001 (2013). <http://cdsweb.cern.ch/record/1598864>

The CMS Collaboration

Yerevan Physics Institute, Yerevan, Armenia

S. Chatrchyan, V. Khachatryan, A. M. Sirunyan, A. Tumasyan

Institut für Hochenergiephysik der OeAW, Wien, Austria

W. Adam, T. Bergauer, M. Dragicevic, J. Erö, C. Fabjan¹, M. Friedl, R. Frühwirth¹, V. M. Ghete, C. Hartl, N. Hörmann, J. Hrubec, M. Jeitler¹, W. Kiesenhofer, V. Knünz, M. Krammer¹, I. Krätschmer, D. Liko, I. Mikulec, D. Rabady², B. Rahbaran, H. Rohringer, R. Schöfbeck, J. Strauss, A. Taurok, W. Treberer-Treberspurg, W. Waltenberger, C.-E. Wulz¹

National Centre for Particle and High Energy Physics, Minsk, Belarus

V. Mossolov, N. Shumeiko, J. Suarez Gonzalez

Universiteit Antwerpen, Antwerpen, Belgium

S. Alderweireldt, M. Bansal, S. Bansal, T. Cornelis, E. A. De Wolf, X. Janssen, A. Knutsson, S. Luyckx, S. Ochesanu, B. Roland, R. Rougny, H. Van Haevermaet, P. Van Mechelen, N. Van Remortel, A. Van Spilbeeck

Vrije Universiteit Brussel, Brussel, Belgium

F. Blekman, S. Blyweert, J. D'Hondt, N. Heracleous, A. Kalogeropoulos, J. Keaveney, T. J. Kim, S. Lowette, M. Maes, A. Olbrechts, D. Strom, S. Tavernier, W. Van Doninck, P. Van Mulders, G. P. Van Onsem, I. Villella

Université Libre de Bruxelles, Bruxelles, Belgium

C. Caillol, B. Clerbaux, G. De Lentdecker, L. Favart, A. P. R. Gay, A. Léonard, P. E. Marage, A. Mohammadi, L. Perniè, T. Reis, T. Seva, L. Thomas, C. Vander Velde, P. Vanlaer, J. Wang

Ghent University, Ghent, Belgium

V. Adler, K. Beernaert, L. Benucci, A. Cimmino, S. Costantini, S. Crucy, S. Dildick, G. Garcia, B. Klein, J. Lellouch, J. McCartin, A. A. Ocampo Rios, D. Ryckbosch, S. Salva Diblen, M. Sigamani, N. Strobbe, F. Thyssen, M. Tytgat, S. Walsh, E. Yazgan, N. Zaganidis

Université Catholique de Louvain, Louvain-la-Neuve, Belgium

S. Basegmez, C. Beluffi³, G. Bruno, R. Castello, A. Caudron, L. Ceard, G. G. Da Silveira, C. Delaere, T. du Pree, D. Favart, L. Forthomme, A. Giammanco⁴, J. Hollar, P. Jez, M. Komm, V. Lemaître, J. Liao, O. Militaru, C. Nuttens, D. Pagano, A. Pin, K. Piotrkowski, A. Popov⁵, L. Quertenmont, M. Selvaggi, M. Vidal Marono, J. M. Vizan Garcia

Université de Mons, Mons, Belgium

N. Belyi, T. Caebegs, E. Daubie, G. H. Hammad

Centro Brasileiro de Pesquisas Fisicas, Rio de Janeiro, Brazil

G. A. Alves, M. Correa Martins Junior, T. Martins, M. E. Pol, M. H. G. Souza

Universidade do Estado do Rio de Janeiro, Rio de Janeiro, Brazil

W. L. Aldá Júnior, W. Carvalho, J. Chinellato⁶, A. Custódio, E. M. Da Costa, D. De Jesus Damiao, C. De Oliveira Martins, S. Fonseca De Souza, H. Malbouisson, M. Malek, D. Matos Figueiredo, L. Mundim, H. Nogima, W. L. Prado Da Silva, J. Santaolalla, A. Santoro, A. Sznajder, E. J. Tonelli Manganote⁶, A. Vilela Pereira

Universidade Estadual Paulista, São Paulo, Brazil

F. A. Dias⁷, T. R. Fernandez Perez Tomei, S. F. Novaes, Sandra S. Padula

Universidade Federal do ABC, São Paulo, Brazil

C.A. Bernardes, E. M. Gregores, P. G. Mercadante

Institute for Nuclear Research and Nuclear Energy, Sofia, Bulgaria

V. Genchev², P. Iaydjiev², A. Marinov, S. Piperov, M. Rodozov, G. Sultanov, M. Vutova

University of Sofia, Sofia, Bulgaria

A. Dimitrov, I. Glushkov, R. Hadjiiska, V. Kozhuharov, L. Litov, B. Pavlov, P. Petkov

Institute of High Energy Physics, Beijing, China

J. G. Bian, G. M. Chen, H. S. Chen, M. Chen, R. Du, C. H. Jiang, D. Liang, S. Liang, X. Meng, R. Plestina⁸, J. Tao, X. Wang, Z. Wang

State Key Laboratory of Nuclear Physics and Technology, Peking University, Beijing, China

C. Asawatangtrakuldee, Y. Ban, Y. Guo, Q. Li, W. Li, S. Liu, Y. Mao, S. J. Qian, D. Wang, L. Zhang, W. Zou

Universidad de Los Andes, Bogota, Colombia

C. Avila, L. F. Chaparro Sierra, C. Florez, J. P. Gomez, B. Gomez Moreno, J. C. Sanabria

Technical University of Split, Split, Croatia

N. Godinovic, D. Lelas, D. Polic, I. Puljak

University of Split, Split, Croatia

Z. Antunovic, M. Kovac

Institute Rudjer Boskovic, Zagreb, Croatia

V. Brigljevic, K. Kadija, J. Luetic, D. Mekterovic, S. Morovic, L. Tikvica

University of Cyprus, Nicosia, Cyprus

A. Attikis, G. Mavromanolakis, J. Mousa, C. Nicolaou, F. Ptochos, P. A. Razis

Charles University, Prague, Czech Republic

M. Finger, M. Finger Jr.

Academy of Scientific Research and Technology of the Arab Republic of Egypt, Egyptian Network of High Energy Physics, Cairo, Egypt

Y. Assran⁹, S. Elgammal¹⁰, A. Ellithi Kamel¹¹, M. A. Mahmoud¹², A. Mahrous¹³, A. Radi^{14,15}

National Institute of Chemical Physics and Biophysics, Tallinn, Estonia

M. Kadastik, M. Müntel, M. Murumaa, M. Raidal, A. Tiko

Department of Physics, University of Helsinki, Helsinki, Finland

P. Eerola, G. Fedi, M. Voutilainen

Helsinki Institute of Physics, Helsinki, Finland

J. Härkönen, V. Karimäki, R. Kinnunen, M. J. Kortelainen, T. Lampén, K. Lassila-Perini, S. Lehti, T. Lindén, P. Luukka, T. Mäenpää, T. Peltola, E. Tuominen, J. Tuominiemi, E. Tuovinen, L. Wendland

Lappeenranta University of Technology, Lappeenranta, Finland

T. Tuuva

DSM/IRFU, CEA/Saclay, Gif-sur-Yvette, France

M. Besancon, F. Couderc, M. Dejardin, D. Denegri, B. Fabbro, J. L. Faure, F. Ferri, S. Ganjour, A. Givernaud, P. Gras, G. Hamel de Monchenault, P. Jarry, E. Locci, J. Malcles, A. Nayak, J. Rander, A. Rosowsky, M. Titov

Laboratoire Leprince-Ringuet, Ecole Polytechnique, IN2P3-CNRS Palaiseau, France

S. Baffioni, F. Beaudette, P. Busson, C. Charlot, N. Daci, T. Dahms, M. Dalchenko, L. Dobrzynski, N. Filipovic, A. Florent, R. Granier de Cassagnac, L. Mastrolorenzo, P. Miné, C. Mironov, I. N. Naranjo, M. Nguyen, C. Ochando, P. Paganini, D. Sabes, R. Salerno, J. b. Sauvan, Y. Sirois, C. Veelken, Y. Yilmaz, A. Zabi

Institut Pluridisciplinaire Hubert Curien, Université de Strasbourg, Université de Haute Alsace Mulhouse, CNRS/IN2P3, Strasbourg, France

J.-L. Agram¹⁶, J. Andrea, D. Bloch, J.-M. Brom, E. C. Chabert, C. Collard, E. Conte¹⁶, F. Drouhin¹⁶, J.-C. Fontaine¹⁶, D. Gelé, U. Goerlach, C. Goetzmann, P. Juillot, A.-C. Le Bihan, P. Van Hove

Centre de Calcul de l'Institut National de Physique Nucleaire et de Physique des Particules, CNRS/IN2P3 Villeurbanne, France

S. Gadrat

Institut de Physique Nucléaire de Lyon, Université de Lyon, Université Claude Bernard Lyon 1, CNRS-IN2P3, Villeurbanne, France

S. Beauceron, N. Beaupere, G. Boudoul, S. Brochet, C. A. Carrillo Montoya, J. Chasserat, R. Chierici, D. Contardo², P. Depasse, H. El Mamouni, J. Fan, J. Fay, S. Gascon, M. Gouzevitch, B. Ille, T. Kurca, M. Lethuillier, L. Mirabito, S. Perries, J. D. Ruiz Alvarez, L. Sgandurra, V. Sordini, M. Vander Donckt, P. Verdier, S. Viret, H. Xiao

Institute of High Energy Physics and Informatization, Tbilisi State University, Tbilisi, Georgia

Z. Tsamalaidze¹⁷

RWTH Aachen University, I. Physikalisches Institut, Aachen, Germany

C. Autermann, S. Beranek, M. Bontenackels, B. Calpas, M. Edelhoff, L. Feld, O. Hindrichs, K. Klein, A. Ostapchuk, A. Perieanu, F. Raupach, J. Sammet, S. Schael, D. Sprenger, H. Weber, B. Wittmer, V. Zhukov⁵

RWTH Aachen University, III. Physikalisches Institut A, Aachen, Germany

M. Ata, J. Caudron, E. Dietz-Laursonn, D. Duchardt, M. Erdmann, R. Fischer, A. Güth, T. Hebbeker, C. Heidemann, K. Hoepfner, D. Klingebiel, S. Knutzen, P. Kreuzer, M. Merschmeyer, A. Meyer, M. Olschewski, K. Padeken, P. Papacz, H. Reithler, S. A. Schmitz, L. Sonnenschein, D. Teyssier, S. Thüer, M. Weber

RWTH Aachen University, III. Physikalisches Institut B, Aachen, Germany

V. Cherepanov, Y. Erdogan, G. Flügge, H. Geenen, M. Geisler, W. Haj Ahmad, F. Hoehle, B. Kargoll, T. Kress, Y. Kuessel, J. Lingemann², A. Nowack, I. M. Nugent, L. Perchalla, O. Pooth, A. Stahl

Deutsches Elektronen-Synchrotron, Hamburg, Germany

I. Asin, N. Bartosik, J. Behr, W. Behrenhoff, U. Behrens, A. J. Bell, M. Bergholz¹⁸, A. Bethani, K. Borras, A. Burgmeier, A. Cakir, L. Calligaris, A. Campbell, S. Choudhury, F. Costanza, C. Diez Pardos, S. Dooling, T. Dorland, G. Eckerlin, D. Eckstein, T. Eichhorn, G. Flucke, A. Geiser, A. Grebenyuk, P. Gunnellini, S. Habib, J. Hauk, G. Hellwig, M. Hempel, D. Horton, H. Jung, M. Kasemann, P. Katsas, J. Kieseler, C. Kleinwort, M. Krämer, D. Krücker, W. Lange, J. Leonard, K. Lipka, W. Lohmann¹⁸, B. Lutz, R. Mankel, I. Marfin, I.-A. Melzer-Pellmann, A. B. Meyer, J. Mnich, A. Mussgiller, S. Naumann-Emme, O. Novgorodova, F. Nowak, E. Ntomari, H. Perrey, A. Petrukhin, D. Pitzl, R. Placakyte, A. Raspereza, P. M. Ribeiro Cipriano, C. Riedl, E. Ron, M. Ö. Sahin, J. Salfeld-Nebgen, P. Saxena, R. Schmidt¹⁸, T. Schoerner-Sadenius, M. Schröder, M. Stein, A. D. R. Vargas Trevino, R. Walsh, C. Wissing

University of Hamburg, Hamburg, Germany

M. Aldaya Martin, V. Blobel, H. Enderle, J. Erfle, E. Garutti, K. Goebel, M. Görner, M. Gosselink, J. Haller, R. S. Höing, H. Kirschenmann, R. Klanner, R. Kogler, J. Lange, T. Lapsien, T. Lenz, I. Marchesini, J. Ott, T. Peiffer, N. Pietsch, D. Rathjens, C. Sander, H. Schettler, P. Schleper, E. Schlieckau, A. Schmidt, M. Seidel, J. Sibille¹⁹, V. Sola, H. Stadie, G. Steinbrück, D. Troendle, E. Usai, L. Vanelderden

Institut für Experimentelle Kernphysik, Karlsruhe, Germany

C. Barth, C. Baus, J. Berger, C. Böser, E. Butz, T. Chwalek, W. De Boer, A. Descroix, A. Dierlamm, M. Feindt, M. Guthoff², F. Hartmann², T. Hauth², H. Held, K. H. Hoffmann, U. Husemann, I. Katkov⁵, A. Kornmayer², E. Kuznetsova, P. Lobelle Pardo, D. Martschei, M. U. Mozer, Th. Müller, M. Niegel, A. Nürnberg, O. Oberst, G. Quast, K. Rabbertz, F. Ratnikov, S. Röcker, F.-P. Schilling, G. Schott, H. J. Simonis, F. M. Stober, R. Ulrich, J. Wagner-Kuhr, S. Wayand, T. Weiler, R. Wolf, M. Zeise

Institute of Nuclear and Particle Physics (INPP), NCSR Demokritos, Aghia Paraskevi, Greece

G. Anagnostou, G. Daskalakis, T. Geralis, S. Kesisoglou, A. Kyriakis, D. Loukas, A. Markou, C. Markou, A. Psallidas, I. Topsis-Giotis

University of Athens, Athens, Greece

L. Gouskos, A. Panagiotou, N. Saoulidou, E. Stiliaris

University of Ioánnina, Ioánnina, Greece

X. Aslanoglou, I. Evangelou², G. Flouris, C. Foudas², J. Jones, P. Kokkas, N. Manthos, I. Papadopoulos, E. Paradas

Wigner Research Centre for Physics, Budapest, Hungary

G. Bencze², C. Hajdu, P. Hidas, D. Horvath²⁰, F. Sikler, V. Veszpremi, G. Vesztergombi²¹, A. J. Zsigmond

Institute of Nuclear Research ATOMKI, Debrecen, Hungary

N. Beni, S. Czellar, J. Molnar, J. Palinkas, Z. Szillasi

University of Debrecen, Debrecen, Hungary

J. Karancsi, P. Raics, Z. L. Trocsanyi, B. Ujvari

National Institute of Science Education and Research, Bhubaneswar, India

S. K. Swain

Panjab University, Chandigarh, India

S. B. Beri, V. Bhatnagar, N. Dhingra, R. Gupta, M. Kaur, M. Mittal, N. Nishu, A. Sharma, J. B. Singh

University of Delhi, Delhi, India

Ashok Kumar, Arun Kumar, S. Ahuja, A. Bhardwaj, B. C. Choudhary, A. Kumar, S. Malhotra, M. Naimuddin, K. Ranjan, V. Sharma, R. K. Shivpuri

Saha Institute of Nuclear Physics, Kolkata, India

S. Banerjee, S. Bhattacharya, K. Chatterjee, S. Dutta, B. Gomber, Sa. Jain, Sh. Jain, R. Khurana, A. Modak, S. Mukherjee, D. Roy, S. Sarkar, M. Sharan, A. P. Singh

Bhabha Atomic Research Centre, Mumbai, India

A. Abdulsalam, D. Dutta, S. Kailas, V. Kumar, A. K. Mohanty², L. M. Pant, P. Shukla, A. Topkar

Tata Institute of Fundamental Research - EHEP, Mumbai, India

T. Aziz, R. M. Chatterjee, S. Ganguly, S. Ghosh, M. Guchait²², A. Gurtu²³, G. Kole, S. Kumar, M. Maity²⁴, G. Majumder, K. Mazumdar, G.B. Mohanty, B. Parida, K. Sudhakar, N. Wickramage²⁵

Tata Institute of Fundamental Research - HECR, Mumbai, India

S. Banerjee, S. Dugad

Institute for Research in Fundamental Sciences (IPM), Tehran, Iran

H. Arfaei, H. Bakhshiansohi, H. Behnamian, S. M. Etesami²⁶, A. Fahim²⁷, A. Jafari, M. Khakzad, M. Mohammadi Najafabadi, M. Naseri, S. Paktinat Mehdiabadi, B. Safarzadeh²⁸, M. Zeinali

University College Dublin, Dublin, Ireland

M. Grunewald

INFN Sezione di Bari, Bari, Italy

M. Abbrescia, L. Barbone, C. Calabria, S. S. Chhibra, A. Colaleo, D. Creanza, N. De Filippis, M. De Palma, L. Fiore, G. Iaselli, G. Maggi, M. Maggi, B. Marangelli, S. My, S. Nuzzo, N. Pacifico, A. Pompili, G. Pugliese, R. Radogna, G. Selvaggi, L. Silvestris, G. Singh, R. Venditti, P. Verwilligen, G. Zito

Università di Bari, Bari, Italy

M. Abbrescia, L. Barbone, C. Calabria, S. S. Chhibra, M. De Palma, B. Marangelli, S. Nuzzo, A. Pompili, R. Radogna, G. Selvaggi, G. Singh, R. Venditti

Politecnico di Bari, Bari, Italy

D. Creanza, N. De Filippis, G. Iaselli, G. Maggi, S. My, G. Pugliese

INFN Sezione di Bologna, Bologna, Italy

G. Abbiendi, A. C. Benvenuti, D. Bonacorsi, S. Braibant-Giacomelli, L. Brigliadori, R. Campanini, P. Capiluppi, A. Castro, F. R. Cavallo, G. Codispoti, M. Cuffiani, G. M. Dallavalle, F. Fabbri, A. Fanfani, D. Fasanella, P. Giacomelli, C. Grandi, L. Guiducci, S. Marcellini, G. Masetti, M. Meneghelli, A. Montanari, F. L. Navarria, F. Odorici, A. Perrotta, F. Primavera, A. M. Rossi, T. Rovelli, G. P. Siroli, N. Tosi, R. Travaglini

Università di Bologna, Bologna, Italy

G. Abbiendi, A. C. Benvenuti, D. Bonacorsi, S. Braibant-Giacomelli, L. Brigliadori, R. Campanini, P. Capiluppi, A. Castro, F. R. Cavallo, G. Codispoti, M. Cuffiani, G. M. Dallavalle, F. Fabbri, A. Fanfani, D. Fasanella, P. Giacomelli, C. Grandi, L. Guiducci, S. Marcellini, G. Masetti, M. Meneghelli, A. Montanari, F. L. Navarria, F. Odorici, A. Perrotta, F. Primavera, A. M. Rossi, T. Rovelli, G. P. Siroli, N. Tosi, R. Travaglini

INFN Sezione di Catania, Catania, Italy

S. Albergo, G. Cappello, M. Chiorboli, S. Costa, F. Giordano², R. Potenza, A. Tricomi, C. Tuve

Università di Catania, Catania, Italy

S. Albergo, M. Chiorboli, S. Costa, R. Potenza, A. Tricomi, C. Tuve

INFN Sezione di Firenze, Firenze, Italy

G. Barbagli, V. Ciulli, C. Civinini, R. D'Alessandro, E. Focardi, E. Gallo, S. Gonzi, V. Gori, P. Lenzi, M. Meschini, S. Paoletti, G. Sguazzoni, A. Tropiano

Università di Firenze, Firenze, Italy

V. Ciulli, R. D'Alessandro, E. Focardi, S. Gonzi, V. Gori, P. Lenzi, M. Meschini, A. Tropiano

INFN Laboratori Nazionali di Frascati, Frascati, Italy

L. Benussi, S. Bianco, F. Fabbri, D. Piccolo

INFN Sezione di Genova, Genova, Italy

P. Fabbriatore, R. Ferretti, F. Ferro, M. Lo Vetere, R. Musenich, E. Robutti, S. Tosi

Università di Genova, Genova, Italy

R. Ferretti, M. Lo Vetere, S. Tosi

INFN Sezione di Milano-Bicocca, Milano, Italy

M. E. Dinardo, S. Fiorendi², S. Gennai, R. Gerosa, A. Ghezzi, P. Govoni, M. T. Lucchini², S. Malvezzi, R. A. Manzoni², A. Martelli², B. Marzocchi, D. Menasce, L. Moroni, M. Paganoni, D. Pedrini, S. Ragazzi, N. Redaelli, T. Tabarelli de Fatis

Università di Milano-Bicocca, Milano, Italy

M. E. Dinardo, S. Fiorendi², R. Gerosa, A. Ghezzi, P. Govoni, M. T. Lucchini², R. A. Manzoni², A. Martelli², B. Marzocchi, M. Paganoni, S. Ragazzi, T. Tabarelli de Fatis

INFN Sezione di Napoli, Napoli, Italy

S. Buontempo, N. Cavallo, S. Di Guida, F. Fabozzi, A. O. M. Iorio, L. Lista, S. Meola², M. Merola, P. Paolucci²

Università di Napoli 'Federico II', Napoli, Italy

A. O. M. Iorio

Università della Basilicata (Potenza), Napoli, Italy

N. Cavallo, F. Fabozzi

Università G. Marconi (Roma), Napoli, Italy

S. Di Guida, S. Meola²

INFN Sezione di Padova, Padova, Italy

P. Azzi, N. Bacchetta, D. Bisello, A. Branca, R. Carlin, P. Checchia, T. Dorigo, U. Dosselli, M. Galanti², F. Gasparini, U. Gasparini, P. Giubilato, A. Gozzelino, K. Kanishchev, S. Lacaprara, I. Lazzizzera, M. Margoni, A. T. Meneguzzo, J. Pazzini, M. Pegoraro, N. Pozzobon, P. Ronchese, F. Simonetto, E. Torassa, M. Tosi, A. Triossi, P. Zotto, A. Zucchetta, G. Zumerle

Università di Padova, Padova, Italy

D. Bisello, A. Branca, R. Carlin, M. Galanti², F. Gasparini, U. Gasparini, P. Giubilato, M. Margoni, A. T. Meneguzzo, J. Pazzini, N. Pozzobon, P. Ronchese, F. Simonetto, M. Tosi, P. Zotto, A. Zucchetta, G. Zumerle

Università di Trento (Trento), Padova, Italy

K. Kanishchev, I. Lazzizzera

INFN Sezione di Pavia, Pavia, Italy

M. Gabusi, S. P. Ratti, C. Riccardi, P. Salvini, P. Vitulo

Università di Pavia, Pavia, Italy

M. Gabusi, S. P. Ratti, C. Riccardi, P. Vitulo

INFN Sezione di Perugia, Perugia, Italy

M. Biasini, G. M. Bilei, L. Fanò, P. Lariccia, G. Mantovani, M. Menichelli, F. Romeo, A. Saha, A. Santocchia, A. Spiezia

Università di Perugia, Perugia, Italy

M. Biasini, L. Fanò, P. Lariccia, G. Mantovani, F. Romeo, A. Santocchia, A. Spiezia

INFN Sezione di Pisa, Pisa, Italy

K. Androsov²⁹, P. Azzurri, G. Bagliesi, J. Bernardini, T. Boccali, G. Broccolo, R. Castaldi, M. A. Ciocci²⁹, R. Dell'Orso, S. Donato, F. Fiori, L. Foà, A. Giassi, M. T. Grippo²⁹, A. Kraan, F. Ligabue, T. Lomtadze, L. Martini, A. Messineo, C. S. Moon³⁰, F. Palla², A. Rizzi, A. Savoy-Navarro³¹, A. T. Serban, P. Spagnolo, P. Squillacioti²⁹, R. Tenchini, G. Tonelli, A. Venturi, P. G. Verdini, C. Vernieri

Università di Pisa, Pisa, Italy

L. Martini, A. Messineo, A. Rizzi, G. Tonelli

Scuola Normale Superiore di Pisa, Pisa, Italy

G. Broccolo, S. Donato, F. Fiori, L. Foà, F. Ligabue, C. Vernieri

INFN Sezione di Roma, Roma, Italy

L. Barone, F. Cavallari, D. Del Re, M. Diemoz, M. Grassi, C. Jorda, E. Longo, F. Margaroli, P. Meridiani, F. Micheli, S. Nourbakhsh, G. Organtini, R. Paramatti, S. Rahatlou, C. Rovelli, L. Soffi, P. Traczyk

Università di Roma, Roma, Italy

L. Barone, D. Del Re, M. Grassi, E. Longo, F. Margaroli, F. Micheli, S. Nourbakhsh, G. Organtini, S. Rahatlou, L. Soffi, P. Traczyk

INFN Sezione di Torino, Torino, Italy

N. Amapane, R. Arcidiacono, S. Argiro, M. Arneodo, R. Bellan, C. Biino, N. Cartiglia, S. Casasso, M. Costa, A. Degano, N. Demaria, C. Mariotti, S. Maselli, E. Migliore, V. Monaco, M. Musich, M. M. Obertino, G. Ortona, L. Pacher, N. Pastrone, M. Pelliccioni², A. Potenza, A. Romero, M. Ruspa, R. Sacchi, A. Solano, A. Staiano, U. Tamponi

Università di Torino, Torino, Italy

N. Amapane, S. Argiro, R. Bellan, S. Casasso, M. Costa, A. Degano, E. Migliore, V. Monaco, G. Ortona, L. Pacher, A. Potenza, A. Romero, M. Ruspa, R. Sacchi, A. Solano

Università del Piemonte Orientale (Novara), Torino, Italy

R. Arcidiacono, M. Arneodo, M. M. Obertino, M. Ruspa

INFN Sezione di Trieste, Trieste, Italy

S. Belforte, V. Candelise, M. Casarsa, F. Cossutti, G. Della Ricca, B. Gobbo, C. La Licata, M. Marone, D. Montanino, A. Penzo, A. Schizzi, T. Umer, A. Zanetti

Università di Trieste, Trieste, Italy

V. Candelise, G. Della Ricca, C. La Licata, M. Marone, D. Montanino, A. Schizzi, T. Umer

Kangwon National University, Chunchon, Korea

S. Chang, T. Y. Kim, S. K. Nam

Kyungpook National University, Daegu, Korea

D. H. Kim, G. N. Kim, J. E. Kim, M. S. Kim, D. J. Kong, S. Lee, Y. D. Oh, H. Park, A. Sakharov, D. C. Son

Chonnam National University, Institute for Universe and Elementary Particles, Kwangju, Korea

J. Y. Kim, Zero J. Kim, S. Song

Korea University, Seoul, Korea

S. Choi, D. Gyun, B. Hong, M. Jo, H. Kim, Y. Kim, B. Lee, K. S. Lee, S. K. Park, Y. Roh

University of Seoul, Seoul, Korea

M. Choi, J. H. Kim, C. Park, I. C. Park, S. Park, G. Ryu

Sungkyunkwan University, Suwon, Korea

Y. Choi, Y. K. Choi, J. Goh, E. Kwon, J. Lee, H. Seo, I. Yu

Vilnius University, Vilnius, Lithuania

A. Juodagalvis

National Centre for Particle Physics, Universiti Malaya, Kuala Lumpur, Malaysia

J. R. Komaragiri

Centro de Investigacion y de Estudios Avanzados del IPN, Mexico City, MexicoH. Castilla-Valdez, E. De La Cruz-Burelo, I. Heredia-de La Cruz³², R. Lopez-Fernandez, J. Martínez-Ortega, A. Sanchez-Hernandez, L. M. Villasenor-Cendejas**Universidad Iberoamericana, Mexico City, Mexico**

S. Carrillo Moreno, F. Vazquez Valencia

Benemerita Universidad Autonoma de Puebla, Puebla, Mexico

H. A. Salazar Ibarguen

Universidad Autónoma de San Luis Potosí, San Luis Potosí, Mexico

E. Casimiro Linares, A. Morelos Pineda

University of Auckland, Auckland, New Zealand

D. Krofcheck

University of Canterbury, Christchurch, New Zealand

P. H. Butler, R. Doesburg, S. Reucroft

National Centre for Physics, Quaid-I-Azam University, Islamabad, Pakistan

A. Ahmad, M. Ahmad, M. I. Asghar, J. Butt, Q. Hassan, H. R. Hoorani, W. A. Khan, T. Khurshid, S. Qazi, M. A. Shah, M. Shoaib

National Centre for Nuclear Research, Swierk, PolandH. Bialkowska, M. Bluj³³, B. Boimska, T. Frueboes, M. Górski, M. Kazana, K. Nawrocki, K. Romanowska-Rybinska, M. Szleper, G. Wrochna, P. Zalewski**Institute of Experimental Physics, Faculty of Physics, University of Warsaw, Warsaw, Poland**

G. Brona, K. Bunkowski, M. Cwiok, W. Dominik, K. Doroba, A. Kalinowski, M. Konecki, J. Krolikowski, M. Misiura, W. Wolszczak

Laboratório de Instrumentação e Física Experimental de Partículas, Lisboa, Portugal

P. Bargassa, C. Beirão Da Cruz E Silva, P. Faccioli, P. G. Ferreira Parracho, M. Gallinaro, F. Nguyen, J. Rodrigues Antunes, J. Seixas, J. Varela, P. Vischia

Joint Institute for Nuclear Research, Dubna, RussiaP. Bunin, I. Golutvin, I. Gorbunov, A. Kamenev, V. Karjavin, V. Konoplyanikov, V. Korenkov, A. Lanev, A. Malakhov, V. Matveev³⁴, P. Moisezenz, V. Palichik, V. Perelygin, S. Shmatov, N. Skatchkov, V. Smirnov, E. Tikhonenko, A. Zarubin**Petersburg Nuclear Physics Institute, Gatchina, St. Petersburg, Russia**V. Golovtsov, Y. Ivanov, V. Kim³⁵, P. Levchenko, V. Murzin, V. Oreshkin, I. Smirnov, V. Sulimov, L. Uvarov, S. Vasilov, A. Vorobyev, An. Vorobyev**Institute for Nuclear Research, Moscow, Russia**

Yu. Andreev, A. Dermenev, S. Gninenko, N. Golubev, M. Kirsanov, N. Krasnikov, A. Pashenkov, D. Tlisov, A. Toropin

Institute for Theoretical and Experimental Physics, Moscow, Russia

V. Epshteyn, V. Gavrilov, N. Lychkovskaya, V. Popov, G. Safronov, S. Semenov, A. Spiridonov, V. Stolin, E. Vlasov, A. Zhokin

P.N. Lebedev Physical Institute, Moscow, Russia

V. Andreev, M. Azarkin, I. Dremin, M. Kirakosyan, A. Leonidov, G. Mesyats, S. V. Rusakov, A. Vinogradov

Skobeltsyn Institute of Nuclear Physics, Lomonosov Moscow State University, Moscow, Russia

A. Belyaev, E. Boos, M. Dubinin⁷, L. Dudko, A. Ershov, A. Gribushin, V. Klyukhin, O. Kodolova, I. Lokhtin, S. Obraztsov, S. Petrushanko, V. Savrin, A. Snigirev

State Research Center of Russian Federation, Institute for High Energy Physics, Protvino, Russia

I. Azhgirey, I. Bayshev, S. Bitioukov, V. Kachanov, A. Kalinin, D. Konstantinov, V. Krychkin, V. Petrov, R. Ryutin, A. Sobol, L. Tourtchanovitch, S. Troshin, N. Tyurin, A. Uzunian, A. Volkov

University of Belgrade, Faculty of Physics and Vinca Institute of Nuclear Sciences, Belgrade, Serbia

P. Adzic³⁶, M. Djordjevic, M. Ekmedzic, J. Milosevic

Centro de Investigaciones Energéticas Medioambientales y Tecnológicas (CIEMAT), Madrid, Spain

M. Aguilar-Benítez, J. Alcaraz Maestre, C. Battilana, E. Calvo, M. Cerrada, M. Chamizo Llatas², N. Colino, B. De La Cruz, A. Delgado Peris, D. Domínguez Vázquez, C. Fernandez Bedoya, J. P. Fernández Ramos, A. Ferrando, J. Flix, M. C. Fouz, P. Garcia-Abia, O. Gonzalez Lopez, S. Goy Lopez, J. M. Hernandez, M. I. Josa, G. Merino, E. Navarro De Martino, A. Pérez-Calero Yzquierdo, J. Puerta Pelayo, A. Quintario Olmeda, I. Redondo, L. Romero, M. S. Soares, C. Willmott

Universidad Autónoma de Madrid, Madrid, Spain

C. Albajar, J. F. de Trocóniz, M. Missiroli

Universidad de Oviedo, Oviedo, Spain

H. Brun, J. Cuevas, J. Fernandez Menendez, S. Folgueras, I. Gonzalez Caballero, L. Lloret Iglesias

Instituto de Física de Cantabria (IFCA), CSIC-Universidad de Cantabria, Santander, Spain

J. A. Brochero Cifuentes, I. J. Cabrillo, A. Calderon, J. Duarte Campderros, M. Fernandez, G. Gomez, J. Gonzalez Sanchez, A. Graziano, A. Lopez Virto, J. Marco, R. Marco, C. Martinez Rivero, F. Matorras, F. J. Munoz Sanchez, J. Piedra Gomez, T. Rodrigo, A. Y. Rodríguez-Marrero, A. Ruiz-Jimeno, L. Scodellaro, I. Vila, R. Vilar Cortabitarte

CERN, European Organization for Nuclear Research, Geneva, Switzerland

D. Abbaneo, E. Auffray, G. Auzinger, M. Bachtis, P. Baillon, A. H. Ball, D. Barney, A. Benaglia, J. Bendavid, L. Benhabib, J. F. Benitez, C. Bernet⁸, G. Bianchi, P. Bloch, A. Bocci, A. Bonato, O. Bondu, C. Botta, H. Breuker, T. Camporesi, G. Cerminara, T. Christiansen, J. A. Coarasa Perez, S. Colafranceschi³⁷, M. D'Alfonso, D. d'Enterria, A. Dabrowski, A. David, F. De Guio, A. De Roeck, S. De Visscher, M. Dobson, N. Dupont-Sagorin, A. Elliott-Peisert, J. Eugster, G. Franzoni, W. Funk, M. Giffels, D. Gigi, K. Gill, D. Giordano, M. Girone, M. Giunta, F. Glege, R. Gomez-Reino Garrido, S. Gowdy, R. Guida, J. Hammer, M. Hansen, P. Harris, J. Hegeman, V. Innocente, P. Janot, E. Karavakis, K. Kousouris, K. Krajczar, P. Lecoq, C. Lourenço, N. Magini, L. Malgeri, M. Mannelli, L. Masetti, F. Meijers, S. Mersi, E. Meschi, F. Moortgat, M. Mulders, P. Musella, L. Orsini, E. Palencia Cortezon, L. Pape, E. Perez, L. Perrozzi, A. Petrilli, G. Petrucciani, A. Pfeiffer, M. Pierini, M. Pimiä, D. Piparo, M. Plagge, A. Racz, W. Reece, G. Rolandi³⁸, M. Rovere, H. Sakulin, F. Santanastasio, C. Schäfer, C. Schwick, S. Sekmen, A. Sharma, P. Siegrist, P. Silva, M. Simon, P. Sphicas³⁹, D. Spiga, J. Stegmann, B. Stieger, M. Stoye, D. Treille, A. Tsiros, G. I. Veres²¹, J. R. Vlimant, H. K. Wöhri, W. D. Zeuner

Paul Scherrer Institut, Villigen, Switzerland

W. Bertl, K. Deiters, W. Erdmann, R. Horisberger, Q. Ingram, H. C. Kaestli, S. König, D. Kotlinski, U. Langenegger, D. Renker, T. Rohe

Institute for Particle Physics, ETH Zurich, Zurich, Switzerland

F. Bachmair, L. Bäni, L. Bianchini, P. Bortignon, M. A. Buchmann, B. Casal, N. Chanon, A. Deisher, G. Dissertori, M. Dittmar, M. Donegà, M. Dünser, P. Eller, C. Grab, D. Hits, W. Luster, B. Mangano, A. C. Marini, P. Martinez Ruiz del Arbol, D. Meister, N. Mohr, C. Nageli⁴⁰, P. Nef, F. Nessi-Tedaldi, F. Pandolfi, F. Pauss, M. Peruzzi, M. Quittnat, L. Rebane, F. J. Ronga, M. Rossini, A. Starodumov⁴¹, M. Takahashi, K. Theofilatos, R. Wallny, H. A. Weber

Universität Zürich, Zurich, Switzerland

C. AMSLER⁴², M. F. Canelli, V. Chiochia, A. De Cosa, C. Favaro, A. Hinzmann, T. Hreus, M. Ivova Rikova, B. Kilminster, B. Millan Mejias, J. Ngadiuba, P. Robmann, H. Snoek, S. Taroni, M. Verzetti, Y. Yang

National Central University, Chung-Li, Taiwan

M. Cardaci, K. H. Chen, C. Ferro, C. M. Kuo, S. W. Li, W. Lin, Y. J. Lu, R. Volpe, S. S. Yu

National Taiwan University (NTU), Taipei, Taiwan

P. Bartalini, P. Chang, Y. H. Chang, Y. W. Chang, Y. Chao, K. F. Chen, P. H. Chen, C. Dietz, U. Grundler, W.-S. Hou, Y. Hsiung, K. Y. Kao, Y. J. Lei, Y. F. Liu, R.-S. Lu, D. Majumder, E. Petrakou, X. Shi, J. G. Shiu, Y. M. Tzeng, M. Wang, R. Wilken

Chulalongkorn University, Bangkok, Thailand

B. Asavapibhop, N. Suwonjandee

Cukurova University, Adana, Turkey

A. Adiguzel, M. N. Bakirci⁴³, S. Cerci⁴⁴, C. Dozen, I. Dumanoglu, E. Eskut, S. Girgis, G. Gokbulut, E. Gurpinar, I. Hos, E. E. Kangal, A. Kayis Topaksu, G. Onengut⁴⁵, K. Ozdemir, S. Ozturk⁴³, A. Polatoz, K. Sogut⁴⁶, D. Sunar Cerci⁴⁴, B. Tali⁴⁴, H. Topakli⁴³, M. Vergili

Physics Department, Middle East Technical University, Ankara, Turkey

I. V. Akin, T. Aliev, B. Bilin, S. Bilmis, M. Deniz, H. Gamsizkan, A. M. Guler, G. Karapinar⁴⁷, K. Ocalan, A. Ozpineci, M. Serin, R. Sever, U. E. Surat, M. Yalvac, M. Zeyrek

Bogazici University, Istanbul, Turkey

E. Gülmez, B. Isildak⁴⁸, M. Kaya⁴⁹, O. Kaya⁴⁹, S. Ozkorucuklu⁵⁰

Istanbul Technical University, Istanbul, Turkey

H. Bahtiyar⁵¹, E. Barlas, K. Cankocak, Y. O. Günaydin⁵², F. I. Vardarli, M. Yücel

National Scientific Center, Kharkov Institute of Physics and Technology, Kharkov, Ukraine

L. Levchuk, P. Sorokin

University of Bristol, Bristol, United Kingdom

J. J. Brooke, E. Clement, D. Cussans, H. Flacher, R. Frazier, J. Goldstein, M. Grimes, G. P. Heath, H. F. Heath, J. Jacob, L. Kreczko, C. Lucas, Z. Meng, D. M. Newbold⁵³, S. Paramesvaran, A. Poll, S. Senkin, V. J. Smith, T. Williams

Rutherford Appleton Laboratory, Didcot, United Kingdom

K. W. Bell, A. Belyaev⁵⁴, C. Brew, R. M. Brown, D. J. A. Cockerill, J. A. Coughlan, K. Harder, S. Harper, J. Ilic, E. Olaiya, D. Petyt, C. H. Shepherd-Themistocleous, A. Thea, I. R. Tomalin, W. J. Womersley, S. D. Worm

Imperial College, London, United Kingdom

M. Baber, R. Bainbridge, O. Buchmuller, D. Burton, D. Colling, N. Cripps, M. Cutajar, P. Dauncey, G. Davies, M. Della Negra, W. Ferguson, J. Fulcher, D. Futyan, A. Gilbert, A. Guneratne Bryer, G. Hall, Z. Hatherell, J. Hays, G. Iles, M. Jarvis, G. Karapostoli, M. Kenzie, R. Lane, R. Lucas⁵³, L. Lyons, A.-M. Magnan, J. Marrouche, B. Mathias, R. Nandi, J. Nash, A. Nikitenko⁴¹, J. Pela, M. Pesaresi, K. Petridis, M. Pioppi⁵⁵, D. M. Raymond, S. Rogerson, A. Rose, C. Seez, P. Sharp[†], A. Sparrow, A. Tapper, M. Vazquez Acosta, T. Virdee, S. Wakefield, N. Wardle

Brunel University, Uxbridge, United Kingdom

J. E. Cole, P. R. Hobson, A. Khan, P. Kyberd, D. Leggat, D. Leslie, W. Martin, I. D. Reid, P. Symonds, L. Teodorescu, M. Turner

Baylor University, Waco, USA

J. Dittmann, K. Hatakeyama, A. Kasmi, H. Liu, T. Scarborough

The University of Alabama, Tuscaloosa, USA

O. Charaf, S. I. Cooper, C. Henderson, P. Rumerio

Boston University, Boston, USA

A. Avetisyan, T. Bose, C. Fantasia, A. Heister, P. Lawson, D. Lazic, C. Richardson, J. Rohlf, D. Sperka, J. St. John, L. Sulak

Brown University, Providence, USA

J. Alimena, S. Bhattacharya, G. Christopher, D. Cutts, Z. Demiragli, A. Ferapontov, A. Garabedian, U. Heintz, S. Jabeen, G. Kukartsev, E. Laird, G. Landsberg, M. Luk, M. Narain, M. Segala, T. Sinthuprasith, T. Speer, J. Swanson

University of California, Davis, USA

R. Breedon, G. Breto, M. Calderon De La Barca Sanchez, S. Chauhan, M. Chertok, J. Conway, R. Conway, P. T. Cox, R. Erbacher, M. Gardner, W. Ko, A. Kopecky, R. Lander, T. Miceli, M. Mulhearn, D. Pellett, J. Pilot, F. Ricci-Tam, B. Rutherford, M. Searle, S. Shalhout, J. Smith, M. Squires, M. Tripathi, S. Wilbur, R. Yohay

University of California, Los Angeles, USA

V. Andreev, D. Cline, R. Cousins, S. Erhan, P. Everaerts, C. Farrell, M. Felcini, J. Hauser, M. Ignatenko, C. Jarvis, G. Rakness, P. Schlein[†], E. Takasugi, V. Valuev, M. Weber

University of California, Riverside, Riverside, USA

J. Babb, R. Clare, J. Ellison, J. W. Gary, G. Hanson, J. Heilman, P. Jandir, F. Lacroix, H. Liu, O. R. Long, A. Luthra, M. Malberti, H. Nguyen, A. Shrinivas, J. Sturdy, S. Sumowidagdo, S. Wimpenny

University of California, San Diego, La Jolla, USA

W. Andrews, J. G. Branson, G. B. Cerati, S. Cittolin, R. T. D'Agnolo, D. Evans, A. Holzner, R. Kelley, D. Kovalskyi, M. Lebourgeois, J. Letts, I. Macneill, S. Padhi, C. Palmer, M. Pieri, M. Sani, V. Sharma, S. Simon, E. Sudano, M. Tadel, Y. Tu, A. Vartak, S. Wasserbaech⁵⁶, F. Würthwein, A. Yagil, J. Yoo

University of California, Santa Barbara, Santa Barbara, USA

D. Barge, J. Bradmiller-Feld, C. Campagnari, T. Danielson, A. Dishaw, K. Flowers, M. Franco Sevilla, P. Geffert, C. George, F. Golf, J. Incandela, C. Justus, R. Magaña Villalba, N. Mccoll, V. Pavlunin, J. Richman, R. Rossin, D. Stuart, W. To, C. West

California Institute of Technology, Pasadena, USA

A. Apresyan, A. Bornheim, J. Bunn, Y. Chen, E. Di Marco, J. Duarte, D. Kcira, A. Mott, H. B. Newman, C. Pena, C. Rogan, M. Spiropulu, V. Timciuc, R. Wilkinson, S. Xie, R. Y. Zhu

Carnegie Mellon University, Pittsburgh, USA

V. Azzolini, A. Calamba, R. Carroll, T. Ferguson, Y. Iiyama, D. W. Jang, M. Paulini, J. Russ, H. Vogel, I. Vorobiev

University of Colorado at Boulder, Boulder, USA

J. P. Cumalat, B. R. Drell, W. T. Ford, A. Gaz, E. Luiggi Lopez, U. Nauenberg, J. G. Smith, K. Stenson, K. A. Ulmer, S. R. Wagner

Cornell University, Ithaca, USA

J. Alexander, A. Chatterjee, J. Chu, N. Eggert, L. K. Gibbons, W. Hopkins, A. Khukhunaishvili, B. Kreis, N. Mirman, G. Nicolas Kaufman, J. R. Patterson, A. Ryd, E. Salvati, W. Sun, W. D. Teo, J. Thom, J. Thompson, J. Tucker, Y. Weng, L. Winstrom, P. Wittich

Fairfield University, Fairfield, USA

D. Winn

Fermi National Accelerator Laboratory, Batavia, USA

S. Abdullin, M. Albrow, J. Anderson, G. Apollinari, L. A. T. Bauerdick, A. Beretvas, J. Berryhill, P. C. Bhat, K. Burkett, J. N. Butler, V. Chetluru, H. W. K. Cheung, F. Chlebana, S. Cihangir, V. D. Elvira, I. Fisk, J. Freeman, Y. Gao, E. Gottschalk, L. Gray, D. Green, S. Grünendahl, O. Gutsche, D. Hare, R. M. Harris, J. Hirschauer, B. Hooberman, S. Jindariani, M. Johnson, U. Joshi, K. Kaadze, B. Klima, S. Kwan, J. Linacre, D. Lincoln, R. Lipton, T. Liu, J. Lykken, K. Maeshima, J. M. Marraffino, V. I. Martinez Outschoorn, S. Maruyama, D. Mason, P. McBride, K. Mishra, S. Mrenna, Y. Musienko³⁴, S. Nahn, C. Newman-Holmes, V. O'Dell, O. Prokofyev, N. Ratnikova, E. Sexton-Kennedy, S. Sharma, A. Soha, W. J. Spalding, L. Spiegel, L. Taylor, S. Tkaczyk, N. V. Tran, L. Uplegger, E. W. Vaandering, R. Vidal, A. Whitbeck, J. Whitmore, W. Wu, F. Yang, J. C. Yun

University of Florida, Gainesville, USA

D. Acosta, P. Avery, D. Bourilkov, T. Cheng, S. Das, M. De Gruttola, G. P. Di Giovanni, D. Dobur, R. D. Field, M. Fisher, Y. Fu, I. K. Furic, J. Hugon, B. Kim, J. Konigsberg, A. Korytov, A. Kropivnitskaya, T. Kypreos, J. F. Low, K. Matchev, P. Milenovic⁵⁷, G. Mitselmakher, L. Muniz, A. Rinkevicius, L. Shchutska, N. Skhirtladze, M. Snowball, J. Yelton, M. Zakaria

Florida International University, Miami, USA

V. Gaultney, S. Hewamanage, S. Linn, P. Markowitz, G. Martinez, J. L. Rodriguez

Florida State University, Tallahassee, USA

T. Adams, A. Askew, J. Bochenek, J. Chen, B. Diamond, J. Haas, S. Hagopian, V. Hagopian, K. F. Johnson, H. Prosper, V. Veeraraghavan, M. Weinberg

Florida Institute of Technology, Melbourne, USA

M. M. Baarmand, B. Dorney, M. Hohlmann, H. Kalakhety, F. Yumiceva

University of Illinois at Chicago (UIC), Chicago, USA

M. R. Adams, L. Apanasevich, V. E. Bazterra, R. R. Betts, I. Bucinskaite, R. Cavanaugh, O. Evdokimov, L. Gauthier, C. E. Gerber, D. J. Hofman, S. Khalatyan, P. Kurt, D. H. Moon, C. O'Brien, C. Silkworth, P. Turner, N. Varelas

The University of Iowa, Iowa City, USA

U. Akgun, E. A. Albayrak⁵¹, B. Bilki⁵⁸, W. Clarida, K. Dilsiz, F. Duru, M. Haytmyradov, J.-P. Merlo, H. Mermerkaya⁵⁹, A. Mestvirishvili, A. Moeller, J. Nachtman, H. Ogul, Y. Onel, F. Ozok⁵¹, R. Rahmat, S. Sen, P. Tan, E. Tiras, J. Wetzel, T. Yetkin⁶⁰, K. Yi

Johns Hopkins University, Baltimore, USA

B. A. Barnett, B. Blumenfeld, S. Bolognesi, D. Fehling, A. V. Gritsan, P. Maksimovic, C. Martin, M. Swartz

The University of Kansas, Lawrence, USA

P. Baringer, A. Bean, G. Benelli, J. Gray, R. P. Kenny III, M. Murray, D. Noonan, S. Sanders, J. Sekaric, R. Stringer, Q. Wang, J. S. Wood

Kansas State University, Manhattan, USA

A. F. Barfuss, I. Chakaberia, A. Ivanov, S. Khalil, M. Makouski, Y. Maravin, L. K. Saini, S. Shrestha, I. Svintradze

Lawrence Livermore National Laboratory, Livermore, USA

J. Gronberg, D. Lange, F. Rebassoo, D. Wright

University of Maryland, College Park, USA

A. Baden, B. Calvert, S. C. Eno, J. A. Gomez, N. J. Hadley, R. G. Kellogg, T. Kolberg, Y. Lu, M. Marionneau, A. C. Mignerey, K. Pedro, A. Skuja, J. Temple, M. B. Tonjes, S. C. Tonwar

Massachusetts Institute of Technology, Cambridge, USA

A. Apyan, R. Barbieri, G. Bauer, W. Busza, I. A. Cali, M. Chan, L. Di Matteo, V. Dutta, G. Gomez Ceballos, M. Goncharov, D. Gulhan, M. Klute, Y. S. Lai, Y.-J. Lee, A. Levin, P. D. Luckey, T. Ma, C. Paus, D. Ralph, C. Roland, G. Roland, G. S. F. Stephens, F. Stöckli, K. Sumorok, D. Velicanu, J. Veverka, B. Wyslouch, M. Yang, A. S. Yoon, M. Zanetti, V. Zhukova

University of Minnesota, Minneapolis, USA

B. Dahmes, A. De Benedetti, A. Gude, S. C. Kao, K. Klapoetke, Y. Kubota, J. Mans, N. Pastika, R. Rusack, A. Singovsky, N. Tambe, J. Turkewitz

University of Mississippi, Oxford, USA

J. G. Acosta, L. M. Cremaldi, R. Kroeger, S. Oliveros, L. Perera, D. A. Sanders, D. Summers

University of Nebraska-Lincoln, Lincoln, USA

E. Avdeeva, K. Bloom, S. Bose, D. R. Claes, A. Dominguez, R. Gonzalez Suarez, J. Keller, D. Knowlton, I. Kravchenko, J. Lazo-Flores, S. Malik, F. Meier, G. R. Snow

State University of New York at Buffalo, Buffalo, USA

J. Dolen, A. Godshalk, I. Iashvili, S. Jain, A. Kharchilava, A. Kumar, S. Rappoccio

Northeastern University, Boston, USA

G. Alverson, E. Barberis, D. Baumgartel, M. Chasco, J. Haley, A. Massironi, D. Nash, T. Orimoto, D. Trocino, D. Wood, J. Zhang

Northwestern University, Evanston, USA

A. Anastassov, K. A. Hahn, A. Kubik, L. Lusito, N. Mucia, N. Odell, B. Pollack, A. Pozdnyakov, M. Schmitt, S. Stoynev, K. Sung, M. Velasco, S. Won

University of Notre Dame, Notre Dame, USA

D. Berry, A. Brinkerhoff, K. M. Chan, A. Drozdetskiy, M. Hildreth, C. Jessop, D. J. Karmgard, N. Kellams, J. Kolb, K. Lannon, W. Luo, S. Lynch, N. Marinelli, D. M. Morse, T. Pearson, M. Planer, R. Ruchti, J. Slaunwhite, N. Valls, M. Wayne, M. Wolf, A. Woodard

The Ohio State University, Columbus, USA

L. Antonelli, B. Bylsma, L. S. Durkin, S. Flowers, C. Hill, R. Hughes, K. Kotov, T. Y. Ling, D. Puigh, M. Rodenburg, G. Smith, C. Vuosalu, B. L. Winer, H. Wolfe, H. W. Wulsin

Princeton University, Princeton, USA

E. Berry, P. Elmer, V. Halyo, P. Hebda, A. Hunt, P. Jindal, S. A. Koay, P. Lujan, D. Marlow, T. Medvedeva, M. Mooney, J. Olsen, P. Piroué, X. Quan, A. Raval, H. Saka, D. Stickland, C. Tully, J. S. Werner, S. C. Zenz, A. Zuranski

University of Puerto Rico, Mayaguez, USA

E. Brownson, A. Lopez, H. Mendez, J. E. Ramirez Vargas

Purdue University, West Lafayette, USA

E. Alagoz, D. Benedetti, G. Bolla, D. Bortoletto, M. De Mattia, A. Everett, Z. Hu, M. K. Jha, M. Jones, K. Jung, M. Kress, N. Leonardo, D. Lopes Pegna, V. Maroussov, P. Merkel, D. H. Miller, N. Neumeister, B. C. Radburn-Smith, I. Shipsey, D. Silvers, A. Svyatkovskiy, F. Wang, W. Xie, L. Xu, H. D. Yoo, J. Zablocki, Y. Zheng

Purdue University Calumet, Hammond, USA

N. Parashar

Rice University, Houston, USA

A. Adair, B. Akgun, K. M. Ecklund, F. J. M. Geurts, W. Li, B. Michlin, B. P. Padley, R. Redjimi, J. Roberts, J. Zabel

University of Rochester, Rochester, USA

B. Betchart, A. Bodek, R. Covarelli, P. de Barbaro, R. Demina, Y. Eshaq, T. Ferbel, A. Garcia-Bellido, P. Goldenzweig, J. Han, A. Harel, D. C. Miner, G. Petrillo, D. Vishnevskiy, M. Zielinski

The Rockefeller University, New York, USA

A. Bhatti, R. Ciesielski, L. Demortier, K. Goulios, G. Lungu, S. Malik, C. Mesropian

Rutgers, The State University of New Jersey, Piscataway, USA

S. Arora, A. Barker, J. P. Chou, C. Contreras-Campana, E. Contreras-Campana, D. Duggan, D. Ferencek, Y. Gershtein, R. Gray, E. Halkiadakis, D. Hidas, A. Lath, S. Panwalkar, M. Park, R. Patel, V. Rekovic, J. Robles, S. Salur, S. Schnetzer, C. Seitz, S. Somalwar, R. Stone, S. Thomas, P. Thomassen, M. Walker

University of Tennessee, Knoxville, USA

K. Rose, S. Spanier, Z. C. Yang, A. York

Texas A&M University, College Station, USA

O. Bouhali⁶¹, R. Eusebi, W. Flanagan, J. Gilmore, T. Kamon⁶², V. Khotilovich, V. Krutelyov, R. Montalvo, I. Osipenkov, Y. Pakhotin, A. Perloff, J. Roe, A. Safonov, T. Sakuma, I. Suarez, A. Tatarinov, D. Toback

Texas Tech University, Lubbock, USA

N. Akchurin, C. Cowden, J. Damgov, C. Dragoiu, P. R. Duderu, J. Faulkner, K. Kovitangoon, S. Kunori, S. W. Lee, T. Libeiro, I. Volobouev

Vanderbilt University, Nashville, USA

E. Appelt, A. G. Delannoy, S. Greene, A. Gurrola, W. Johns, C. Maguire, Y. Mao, A. Melo, M. Sharma, P. Sheldon, B. Snook, S. Tuo, J. Velkovska

University of Virginia, Charlottesville, USA

M. W. Arenton, S. Boutle, B. Cox, B. Francis, J. Goodell, R. Hirosky, A. Ledovskoy, H. Li, C. Lin, C. Neu, J. Wood

Wayne State University, Detroit, USA

S. Gollapinni, R. Harr, P. E. Karchin, C. Kottachchi Kankanamge Don, P. Lamichhane

University of Wisconsin, Madison, USA

D. A. Belknap, L. Borrello, D. Carlsmith, M. Cepeda, S. Dasu, S. Duric, E. Friis, M. Grothe, R. Hall-Wilton, M. Herndon, A. Hervé, P. Klabbers, J. Klukas, A. Lanaro, C. Lazaridis, A. Levine, R. Loveless, A. Mohapatra, I. Ojalvo, T. Perry, G. A. Pierro, G. Polese, I. Ross, T. Sarangi, A. Savin, W. H. Smith, N. Woods

† **Deceased**

- 1: Also at Vienna University of Technology, Vienna, Austria
- 2: Also at CERN, European Organization for Nuclear Research, Geneva, Switzerland
- 3: Also at Institut Pluridisciplinaire Hubert Curien, Université de Strasbourg, Université de Haute Alsace Mulhouse, CNRS/IN2P3, Strasbourg, France
- 4: Also at National Institute of Chemical Physics and Biophysics, Tallinn, Estonia
- 5: Also at Skobeltsyn Institute of Nuclear Physics, Lomonosov Moscow State University, Moscow, Russia
- 6: Also at Universidade Estadual de Campinas, Campinas, Brazil
- 7: Also at California Institute of Technology, Pasadena, USA
- 8: Also at Laboratoire Leprince-Ringuet, Ecole Polytechnique, IN2P3-CNRS, Palaiseau, France
- 9: Also at Suez University, Suez, Egypt
- 10: Also at British University in Egypt, Cairo, Egypt
- 11: Also at Cairo University, Cairo, Egypt
- 12: Also at Fayoum University, El-Fayoum, Egypt
- 13: Also at Helwan University, Cairo, Egypt
- 14: Also at Zewail City of Science and Technology, Zewail, Egypt
- 15: Now at Ain Shams University, Cairo, Egypt
- 16: Also at Université de Haute Alsace, Mulhouse, France
- 17: Also at Joint Institute for Nuclear Research, Dubna, Russia
- 18: Also at Brandenburg University of Technology, Cottbus, Germany
- 19: Also at The University of Kansas, Lawrence, USA
- 20: Also at Institute of Nuclear Research ATOMKI, Debrecen, Hungary
- 21: Also at Eötvös Loránd University, Budapest, Hungary
- 22: Also at Tata Institute of Fundamental Research - HECR, Mumbai, India
- 23: Now at King Abdulaziz University, Jeddah, Saudi Arabia
- 24: Also at University of Visva-Bharati, Santiniketan, India
- 25: Also at University of Ruhuna, Matara, Sri Lanka
- 26: Also at Isfahan University of Technology, Isfahan, Iran
- 27: Also at Sharif University of Technology, Tehran, Iran
- 28: Also at Plasma Physics Research Center, Science and Research Branch, Islamic Azad University, Tehran, Iran
- 29: Also at Università degli Studi di Siena, Siena, Italy
- 30: Also at Centre National de la Recherche Scientifique (CNRS) - IN2P3, Paris, France
- 31: Also at Purdue University, West Lafayette, USA
- 32: Also at Universidad Michoacana de San Nicolas de Hidalgo, Morelia, Mexico
- 33: Also at National Centre for Nuclear Research, Swierk, Poland
- 34: Also at Institute for Nuclear Research, Moscow, Russia
- 35: Also at St. Petersburg State Polytechnical University, St. Petersburg, Russia
- 36: Also at Faculty of Physics, University of Belgrade, Belgrade, Serbia
- 37: Also at Facoltà Ingegneria, Università di Roma, Roma, Italy
- 38: Also at Scuola Normale e Sezione dell'INFN, Pisa, Italy
- 39: Also at University of Athens, Athens, Greece
- 40: Also at Paul Scherrer Institut, Villigen, Switzerland
- 41: Also at Institute for Theoretical and Experimental Physics, Moscow, Russia
- 42: Also at Albert Einstein Center for Fundamental Physics, Bern, Switzerland
- 43: Also at Gaziosmanpasa University, Tokat, Turkey

- 44: Also at Adiyaman University, Adiyaman, Turkey
45: Also at Cag University, Mersin, Turkey
46: Also at Mersin University, Mersin, Turkey
47: Also at Izmir Institute of Technology, Izmir, Turkey
48: Also at Ozyegin University, Istanbul, Turkey
49: Also at Kafkas University, Kars, Turkey
50: Also at Istanbul University, Faculty of Science, Istanbul, Turkey
51: Also at Mimar Sinan University, Istanbul, Istanbul, Turkey
52: Also at Kahramanmaras Sütcü Imam University, Kahramanmaras, Turkey
53: Also at Rutherford Appleton Laboratory, Didcot, United Kingdom
54: Also at School of Physics and Astronomy, University of Southampton, Southampton, United Kingdom
55: Also at INFN Sezione di Perugia; Università di Perugia, Perugia, Italy
56: Also at Utah Valley University, Orem, USA
57: Also at University of Belgrade, Faculty of Physics and Vinca Institute of Nuclear Sciences, Belgrade, Serbia
58: Also at Argonne National Laboratory, Argonne, USA
59: Also at Erzincan University, Erzincan, Turkey
60: Also at Yildiz Technical University, Istanbul, Turkey
61: Also at Texas A&M University at Qatar, Doha, Qatar
62: Also at Kyungpook National University, Daegu, Korea