

MIT Open Access Articles

Holographic vitrification

The MIT Faculty has made this article openly available. **Please share** how this access benefits you. Your story matters.

Citation: Anninos, Dionysios, Tarek Anous, Frederik Denef, and Lucas Peeters. "Holographic Vitrification." *J. High Energ. Phys.* 2015, no. 4 (April 2015).

As Published: [http://dx.doi.org/10.1007/jhep04\(2015\)027](http://dx.doi.org/10.1007/jhep04(2015)027)

Publisher: Springer-Verlag

Persistent URL: <http://hdl.handle.net/1721.1/97220>

Version: Final published version: final published article, as it appeared in a journal, conference proceedings, or other formally published context

Terms of use: Creative Commons Attribution



Holographic vitrification

Dionysios Anninos,^a Tarek Anous,^b Frederik Denef^{c,d} and Lucas Peeters^a

^a*Stanford Institute for Theoretical Physics, Stanford University,
Stanford, U.S.A.*

^b*Center for Theoretical Physics, Massachusetts Institute of Technology,
Cambridge, U.S.A.*

^c*Institute for Theoretical Physics, University of Leuven,
Leuven, Belgium*

^d*Department of Theoretical Physics, Tata Institute of Fundamental Research,
Mumbai, India*

E-mail: danninos@stanford.edu, tanous@mit.edu,
denef@physics.harvard.edu, lpeeters@stanford.edu

ABSTRACT: We establish the existence of stable and metastable stationary black hole bound states at finite temperature and chemical potentials in global and planar four-dimensional asymptotically anti-de Sitter space. We determine a number of features of their holographic duals and argue they represent structural glasses. We map out their thermodynamic landscape in the probe approximation, and show their relaxation dynamics exhibits logarithmic aging, with aging rates determined by the distribution of barriers.

KEYWORDS: AdS-CFT Correspondence, Black Holes, Random Systems, Holography and condensed matter physics (AdS/CMT)

ARXIV EPRINT: [1309.0146](https://arxiv.org/abs/1309.0146)

Contents

1	Introduction	1
1.1	The glass problem	1
1.2	Challenges for holographic constructions	3
1.3	Black hole bound states as holographic glasses	4
1.4	Outline	7
2	The model	7
2.1	Qualitative features and motivation	7
2.2	Bulk action	8
2.3	Probe action	10
3	Background solution	11
3.1	Metric, scalar and gauge potentials	12
3.2	Parametrization	13
3.3	Entropy and temperature	14
3.4	Physical region of parameter space	14
3.5	Scaling symmetries and invariant parametrization	14
4	Background thermodynamics	15
4.1	Thermodynamic equilibrium and stability	15
4.2	Schwarzschild illustration	17
4.3	Background phase diagram	18
4.4	The flat space/small black hole limit	21
4.5	The planar/large black hole limit	22
4.6	Hyperscaling violating limits	24
4.7	Clumping instability	26
5	Bound states	27
5.1	Probe potential and validity of the approximation	27
5.2	Thermodynamic interpretation	29
5.3	Probe bound states for spherical black holes	30
5.4	Probe bound states in the planar limit	32
5.5	Analytic results for $T = 0$	35
5.6	Small black holes, caged wall crossing and AdS-goop	36
5.6.1	Small black hole limit	36
5.6.2	Caged wall crossing	38
5.6.3	AdS supergoop	38
6	Relaxation dynamics	39
6.1	Slow relaxation and aging: general idea	40
6.1.1	Aging	40
6.1.2	Relation to metastability	40

6.1.3	Discrete case	41
6.2	Application to metastable clouds of probe charges	42
6.2.1	Time evolution of cloud particle densities	42
6.2.2	Distribution of relaxation time scales and condition for aging	44
6.2.3	Explicit example: aging of cloud D0-charge	46
6.3	Relaxation when stable bound states exist	47
7	Holographic interpretation	48
7.1	Holographic dictionary for background	50
7.2	Holographic dictionary for probes	52
7.3	Probes in a black brane background	54
7.4	Probe dynamics and transport	56
7.5	Strings as an obstruction to string theory realizations	58
8	Conclusions and outlook	60
A	Probe degeneracy of states and cloud densities	63
B	Gauge field propagator in global AdS₄	64
C	Static charged particles in black hole backgrounds	67

1 Introduction

Any liquid, when cooled sufficiently fast, turns into a glass: a peculiar state of matter, disordered like a liquid, yet rigid like a solid (recent summaries of the state of the field include [1–3]; pedagogical lectures include [4–6]; reviews emphasizing landscape-based theories include [7–9]; reviews emphasizing kinetic approaches include [10, 11]). Black hole horizons behave like perfect fluids [13–17] and have been used extensively to holographically model liquid states of matter [18–25]. It is natural to wonder if a class of holographic liquids will similarly vitrify upon rapid cooling. But what, then, is a holographic glass? This is the question we want to address here.

1.1 The glass problem

In fact, even disregarding interpretations in terms of black holes and holography, the nature of glass and the glass transition remains shrouded in mystery [1–11]. Over a century of theoretical, experimental and numerical research have led to many new insights, but so far no fully successful grand unified theory of the glass transition has emerged. The central question in the field is what causes the dynamical arrest that occurs when a supercooled liquid approaches its glass transition temperature, signaled by an explosive growth in relaxation time scales, leading for example to a dramatic increase in shear viscosity. This happens without any discernible change in spatial structure or order compared to the liquid phase. One of the diverging points of view in the field is whether the transition is essentially thermodynamic or kinetic in nature.

What is known is that in any case, the glass transition is not described by equilibrium statistical mechanics. Glasses are thermodynamically metastable states failing to find their way to true equilibrium on experimental time scales. As a result, their properties depend on the details of their history, in particular on their age, that is to say on how long it has been since they fell out of equilibrium. This often manifests itself in universal “aging” behavior of observables. A concrete example of this is the aging of the conductivity σ of electron glasses, which when measured at different times decreases as $\sigma(t) - \sigma(t_0) \sim -\log(t/t_0)$ [157, 158, 164, 165]. Notice that instead of the usual time translation invariance of exponential relaxation (e.g. discharge of a capacitor), we now get time *scale* invariance. Non-exponential relaxation laws have been observed for many other amorphous systems, apparently going back at least to Weber, who noticed it in the relaxation of the silk threads he used to hang his magnets [158, 163].

A qualitative picture for how these and other features may come about is that glasses have extremely rugged free energy landscapes, with exponentially many local minima, in which the system gets hopelessly lost in its attempts to find the true global minimum. It has been known for a long time that this picture can be given a precise meaning in mean field models of spin glasses [26], in which the equations determining local magnetization densities (the so-called TAP equations [27]) have exponentially many solutions below the spin glass transition temperature. This is in contrast to the analogous mean field equations for the Ising model, which below the critical temperature has just two solutions for the magnetization density, corresponding to the homogeneous spin up/down equilibrium states. The degrees of freedom governed by TAP-like equations are local order parameters, coarser than the fundamental microscopic degrees of freedom, but finer than the global thermodynamic variables. They have definite expectation values in particular, metastable, macroscopically distinguished states, with small thermal fluctuations around these expectation values. This is analogous to classical backgrounds in field or string theory. Indeed string theory likewise exhibits an exponentially large landscape of solutions, the “vacua” of the theory.

Various incarnations of the landscape-based, essentially static thermodynamic approach, adapted to structural glasses¹ have been the leading theories of the glass transition for many years [7–9]. More recently however, there has been a renewed focus on real space-time dynamical properties, as opposed to static configuration space properties, due in large extent to the observation, in experiments and especially numerical simulations, of the ubiquitousness and importance of “dynamical heterogeneities”. As mentioned earlier, one of the striking features of the glass transition is the complete absence of obvious *static* structural changes accompanying it. The new insight is that this is not true for *dynamic* structural changes. Supercooled liquids turn out to have long-lived, localized regions of high cooperative dynamic activity, mixed with localized regions of almost no

¹The standard terminology in the glass literature is that spin glass models are models with quenched disorder (Hamiltonians with randomly frozen couplings), while structural glass models start from simple Hamiltonians (e.g. Lennard-Jones), the disorder being spontaneously generated. The systems studied in this work are analogous to structural glasses, existing without any quenched disorder.

cooperative motion whatsoever.² The size, distribution and evolution of these structures changes significantly when approaching the glass transition, upon which the system falls out of equilibrium. These remarkable kinetic features are hard to explain in the essentially static landscape-based theories, and theories giving a central role to spacetime trajectories have gained some prominence as a result [10, 11].

Neither of these different classes of theories is fully satisfactory however, and getting the theories in line with observations often requires patching together elements from different approaches, which are not always logically consistent with each other. There is no universal framework analogous to the framework statistical mechanics provides for equilibrium thermodynamics. One of the theoretical obstacles making this such a challenging problem is the lack of models that retain all the basic features of a structural glass while also remaining analytically tractable. There is at this point nothing like the hydrogen atom or the Ising model for the glass transition.

1.2 Challenges for holographic constructions

A good model for the glass transition ideally should be able to quantitatively capture the strongly coupled physics of a liquid at all temperatures, allowing analytic study of thermodynamic and transport properties as well as real time relaxation dynamics, making the emergence of dynamical arrest and the salient features of glass formation manifest. Holographic models would therefore seem to be natural candidates, as they provide exact solutions to thermodynamic questions (at least for certain large N field theories), and have proven to be particularly powerful exactly in modeling liquid phases of matter and their transport properties, at arbitrary temperatures. Moreover, holography provides direct access to the complete thermodynamic state space, including the landscape of macroscopically distinct stable and metastable states, giving the latter a precise meaning. In other words, it provides a precise analog to the TAP equations mentioned above, in the universal form of the bulk gravity field equations. Explicit solutions can be constructed and probed at will, aided by geometric intuition. The relevant local order parameters are manifest, and it becomes possible to directly deduce whether or not a thermodynamic free energy landscape emerges, and if so what its physical consequences are. In addition, holography automatically incorporates spacetime dynamics, no matter if we are near or far from equilibrium. This makes it possible to study within the same local but macroscopic framework also relaxation dynamics, aging, dynamical heterogeneities and other kinetic features, without having to go back to the microscopic details. These features make holography a potentially useful playground for studying the glass transition.

This brings us back to our question: what, then, is a holographic glass? As mentioned before, a black hole or black brane in AdS behaves as a holographic liquid. Famously, the shear viscosity to entropy density ratio η/s has the universal value $\hbar/4\pi k_B$ for any thermodynamic state dual to a black brane at finite temperature [15, 18, 20, 21]. The entropy density s goes down with temperature, so for holographic liquids described by

²See <http://prx.aps.org/supplemental/PRX/v1/i2/e021013> for some neat movies illustrating the phenomenon.

black branes, the shear viscosity η will decrease with decreasing temperature. In contrast, for ordinary liquids such as water, the shear viscosity goes *up* when temperature goes down, dramatically so in the supercooled regime, effectively diverging when approaching the glass transition. Thus a simple homogenous black brane will never behave like a supercooled liquid, let alone a glass.

The holographic dual of a glass should therefore break the translation invariant, homogeneous nature of the black brane. It is known that in certain circumstances, homogeneous bulk geometries such as black branes may indeed become unstable to formation of inhomogeneities [28–31], sometimes giving rise to mildly spatially modulated, “striped” phases, vortex lattices or other inhomogeneous structures [32–52]. These are distinct from holographic lattices that are quenched into the geometry by applying a modulated source on the boundary of AdS such as those studied in [53–56], in the sense that they are spontaneously generated, in the absence of explicit inhomogeneous sources. The works cited above exhibit holographic geometries with lattice-like, periodic order. Not surprisingly, they have crystal-like properties, rather than glass-like. One would expect a glassy geometry to be disordered. Disordered holographic geometries have been studied too [53, 57–62], but as far as we know, all examples studied to date are quenched by explicit sources. Thus, in the terminology of footnote 1, they describe holographic “spin” (quenched) glasses, rather than holographic structural (spontaneous) glasses. What we are after are holographic structural glasses, with the disordered geometry generated in the absence of explicit disordered boundary sources.

It is possible that in the models of spontaneous breaking of translation symmetry cited above, disordered brane geometries might exist besides the ordered ones studied so far, the reason for the occurrence of order and lattice symmetry being more related to the relative simplicity of constructing symmetric geometries, rather than being intrinsic. Indeed, finding metastable disordered geometries would require finding isolated disordered solutions to a set of coupled nonlinear partial differential equations, arguably not an easy task. To construct simpler examples of disordered geometries in the absence of disordered sources, one might want to try to sprinkle charged massive probe particles onto a charged black brane background. In the dual CFT, this would correspond to adding small matter density inhomogeneities. However, just dropping a charged particle onto a black brane horizon will not generate a metastable structure, as the charge will quickly dissolve into the horizon. More fundamentally, whether we treat the problem perturbatively or use the fully nonlinear Einstein equations, we are still left with a single, smooth brane horizon, and it is not clear (to us at least) if local inhomogeneities are enough to destroy universal properties such as $\eta/s = 1/4\pi$, which as we have seen is incompatible with what one expects from a supercooled liquid or a glass.

1.3 Black hole bound states as holographic glasses

In this paper, we explore a different idea, continuing on our work in [68]. The idea is that glassy and supercooled liquid phases of matter are holographically dual to disordered geometries with fragmented horizons, or more precisely to metastable black hole bound states. A zoo of absolutely stable, supersymmetric, stationary black hole bound states has




Figure 1. Electric (left) and magnetic (right) field lines for some bound charges. The bottom plane is the horizon, the top plane is the boundary. The vertical coordinate is the optical distance from the horizon (cf. (7.15)).

been known in the context of 4d $\mathcal{N} = 2$ supergravity for some time [69–72], and the bound states we will study in this paper are cousins thereof, lifted to finite temperature and to asymptotically AdS_4 space. The generalization to finite temperature, asymptotically flat bound states was the subject of [68] (and independently [74, 75]), where existence of such bound states was established by considering charged probe black holes in the presence of a nonextremal background black hole. In this work we show that such bound states persist for nonextremal charged black holes in AdS_4 , including planar ones. The specific bulk gravity theory we consider is the simplest possible natural uplift of the asymptotically flat model studied in [68] to AdS_4 . It is given by four-dimensional Einstein gravity coupled to two $U(1)$ gauge fields and a non-minimally coupled scalar, with a scalar potential of “Fayet-Iliopoulos” gauged supergravity form [64–66], which appears naturally in flux compactifications of string theory. The scalar potential has a negative energy extremum, leading to AdS_4 vacuum solutions, and the model has the virtue of having known explicit nonextremal black hole solutions with running scalars, a prerequisite for constructing bound states generalizing those of [68]. The probe particles are characterized by two electric and two magnetic charges, and crucially the existence of stationary bound states requires the charges of probe and background to be mutually nonlocal (i.e. in a duality frame in which the background is considered electric, the magnetic charge of the probes must be nonzero in order for a bound state to exist). As a result the bound particles are dynamically trapped by the black hole background, the way electrons get trapped in a magnetic background.

At sufficiently high temperature, the bound states disappear, melting away into the background. At sufficiently low temperatures, the expulsion of particles from the mother

black hole to form bound states lowers the free energy and thus becomes thermodynamically favored. However, at equilibrium, the rates for emission and absorption of charges are exponentially small in the semiclassical ($N \rightarrow \infty$) limit in which the bulk gravity picture becomes reliable, leading to a distribution of exponentially large relaxation time scales $\tau_c \sim e^{cN}$ with c broadly distributed. As we will demonstrate, this naturally leads to aging, with a logarithmic aging law of the type mentioned above.

A number of glassy features of these bound states is evident. A rugged free energy landscape with an extensive configurational entropy is manifest as the space of stationary bound state configurations. This space is large as a result of the fact that the constituents can have a wide range of different possible charges, with frustrated Van der Waals type static and electron-monopole type magnetic interactions between them. In the language of [131], still in the probe approximation, we can think of the local minima in this landscape as equilibrium configurations of “supergoop” clouds surrounding the mother black hole. Examples are shown in figures 1 and further on in 17. Although it may well be that there exists one particular ordered cloud configuration minimizing the free energy, there is no straight path that takes the system there starting from say the bare black brane state. Indeed, as we will see, even disregarding interactions between probes, it is in general not true that transitions towards lower free energy states are faster; in fact for a range of charges the opposite is true, with time scales for transitions to the lowest free energy bound states being exponentially much longer than those to higher free energy states. As a result, the system gets trapped in valleys of the free energy landscape which do not continue down to the true lowest free energy states. In this regime (the regime in which bound states are thermodynamically preferred over the bare brane), the probe density will eventually increase to the point that we necessarily exit the range of validity of the probe approximation. At higher temperatures, all bound states have higher free energy than the bare brane, and are thus metastable. In this case, time evolution preserves the validity of the probe approximation, and we can follow the evolution of the system for arbitrarily long times. For example, after quenching some initial cloud configuration with order 1 occupation numbers, we can see how it relaxes back to the bare brane configuration with an exponentially dilute cloud, which is the equilibrium state. As already mentioned, we observe characteristic $\mathcal{O}(t_2) - \mathcal{O}(t_1) \sim \log(t_2/t_1)$ aging behavior for such relaxation processes, similar to aging laws in other amorphous systems.

The main goals of this paper are to establish the existence of AdS black hole bound states at finite temperature, to map out their detailed phase diagram, and to exhibit quantitatively the crude glassy features we just sketched. In addition, we set up the basic holographic dictionary between black hole bound states and their CFT dual thermal states. In particular we determine the features to which the localized bulk probe particles map in the boundary CFT — for instance localized electric charge maps to a localized excess of matter density given by the normal component of the electric field strength at the boundary, while localized magnetic charge maps to a localized current loop (or spin) given by the cross product of the unit normal and the magnetic field at the boundary. The electric and magnetic fields of some probes are shown in figure 1 and CFT charge and current densities are illustrated for actual examples in figures 22, 23 and 24.

To understand the glass transition itself in this context, to extract detailed transport properties and to place these models in the larger framework of theories of supercooled liquids and the glass transition, more work will be needed. In the final section of this paper, we give a detailed discussion of the gaps in our present analysis, offering some speculation and the general outlook we have on further progress. In a nutshell, our current speculative view is as follows. Bound states get highly populated during a cooling quench via classical horizon charge clumping instabilities, thus generating a finite density of local structures that are not in equilibrium but nevertheless metastable with exponentially long lifetimes. The bound charges backreact onto the brane, and because they are necessarily magnetically charged, they will act as magnetic brakes onto charged horizon currents, generating eddy current friction due to Lenz’s law. This will obstruct charge transport, leading to a dramatic decrease in diffusion rates. Shear viscosity on the other hand, which is transversal momentum conductivity, will get greatly enhanced with respect to the bare black brane, as momentum can now efficiently be conducted through the supergoop cloud covering the brane. Indeed, due to the mutual electric-magnetic nonlocality of the charges in the cloud, implying that pairs of charges produce an intrinsic angular momentum stored in their electromagnetic field, the cloud can be thought of as a network of gyroscopes, resisting shearing and dynamically rigidifying the system, for any one of its configurations. As a result, the viscosity will greatly increase. Finally, dynamical heterogeneities are seeded by the bound charges, and their hierarchical dynamics as observed in simulations such as [12] finds a natural geometrization in terms of the hierarchy of layers of particles bound at different radii.

1.4 Outline

The structure of the paper is as follows. In section 2 we introduce the model. In section 3 we review the bulk background solutions we will use, and settle on a convenient parametrization. In section 4 we discuss in detail the thermodynamic phase diagram of the background black holes, including the identification of possible charge clumping instabilities. We also study the small and planar black hole limits, and hyperscaling-violating limits. In section 5 we exhibit the existence of probe bound states and map out their phase diagram. We give special attention to the planar case, and briefly discuss the opposite limit, “AdS supergoop”, which is a possible endstate in which the horizon has completely fragmented into small black holes. In 6 we study the relaxation dynamics of probe clouds in the ideal gas approximation, demonstrating the appearance of logarithmic aging and relating the aging coefficients to barrier distributions. In section 7 we give the holographic interpretation of our bulk constructions. Finally in section 8 we summarize our conclusions, point out the gaps in our analysis, provide some speculations and give an outlook on future directions. The appendices provide details of some results which may be of independent interest.

2 The model

2.1 Qualitative features and motivation

The bulk gravity theory we consider consists of four-dimensional Einstein gravity coupled to two U(1) gauge fields and a non-minimally coupled scalar. In addition it has a scalar

potential with an AdS₄ vacuum solution, with tunable parameters controlling the scalar vev and the AdS curvature scale. The specific Lagrangian we start from is given below in (2.1) and the part we will actually use in this paper is given in (2.5). It can be viewed as a bosonic truncation of the simplest possible $\mathcal{N} = 2$ gauged supergravity theory, sometimes called Fayet-Iliopoulos (FI) gauged supergravity [64–66] (for a concise review with black holes in mind see [67]).

In the flat space limit (vanishing scalar potential), the model reduces to the one considered in [68], which was obtained there as a universal consistent truncation of any Calabi-Yau compactification of type IIA string theory. One motivation for our choice of model is that this flat space limit is known to have stationary BPS black hole bound states of arbitrary complexity [69–73], which persist at finite temperatures [68, 74]. Hence by continuity we are guaranteed that black hole bound states will also exist in the present model, at least in the limit in which the size of the black holes is much smaller than the AdS radius. Another motivation is that the asymptotically flat background black hole solutions used in [68] have explicit asymptotically AdS counterparts [67, 76]. This allows us to copy the probe strategy followed in [68], making manifest the specific new features induced by the lift to AdS₄. The final motivation is the plausibility that this model has a suitable (stable) embedding in string theory, possibly with a holographic dual description as a three-dimensional conformal field theory.

The string theory embedding will have at least one important imprint on the low energy physics which is not determined by the 4d bulk Lagrangian (2.1) itself, namely the spectrum of charged particles. To stay as close as possible to [68], we will assume the charged particles in the model are all much heavier than the AdS curvature scale. This allows treating them as well-localized probes. As detailed in section 2.3 below, we will infer their mass by thinking of them as black holes much smaller than any of the length scales of the background.

2.2 Bulk action

Our notation is chosen to parallel that of [68], the asymptotically flat limit of the model.³ The light field content consists of the metric $g_{\mu\nu}$, a complex scalar $z \equiv x + iy$ and two U(1) gauge fields A_μ^I , $I = 0, 1$, with field strengths $F_{\mu\nu}^I \equiv \partial_\mu A_\nu^I - \partial_\nu A_\mu^I$. The four-dimensional bulk action is taken to be the bosonic sector of Fayet-Iliopoulos $\mathcal{N} = 2$ gauged supergravity with cubic prepotential: $S = \frac{1}{8\pi} \int d^4x \sqrt{-g} \mathcal{L}$ with

$$\mathcal{L} = \frac{1}{2\ell_p^2} R - \frac{3}{4\ell_p^2} \frac{(\partial x)^2 + (\partial y)^2}{y^2} - V_g(x, y) - G_{IJ} F_{\mu\nu}^I F^{J\mu\nu} + \Theta_{IJ} F_{\mu\nu}^I \tilde{F}^{J\mu\nu}, \quad (2.1)$$

where $\tilde{F}_{\mu\nu} \equiv \frac{1}{2} \epsilon_{\mu\nu\rho\sigma} F^{\rho\sigma}$, with $\epsilon_{0123} = +\sqrt{-g}$. The scalar is neutral but is non-minimally coupled to the electromagnetic field strengths through the coupling and theta angle matrices

$$G = \begin{pmatrix} \frac{1}{6}y^3 + \frac{1}{2}x^2 y & -\frac{1}{2}xy \\ -\frac{1}{2}xy & \frac{1}{2}y \end{pmatrix}, \quad \Theta = \begin{pmatrix} \frac{1}{3}x^3 & -\frac{1}{2}x^2 \\ -\frac{1}{2}x^2 & x \end{pmatrix}. \quad (2.2)$$

³To conform to more standard conventions, we will however change the normalization of the gauge fields by a factor $-\frac{1}{2}$: $A_\mu^{\text{new}} = -\frac{1}{2} A_\mu^{\text{old}}$.

The scalar potential V_g for $\mathcal{N} = 2$ Fayet-Iliopoulos-gauged supergravity is schematically of the form $V_g = |DW|^2 - 3|W|^2$ where $W \sim \frac{1}{y^{3/2}}(-g_{p_1} \frac{z^2}{2} + g_{q_0})$, which is also of the form of Gukov-Vafa-Witten-type $\mathcal{N} = 1$ superpotentials arising from flux compactifications [80]. It leads to the following potential:

$$V_g(x, y) = -\frac{3}{2\ell_p^4} g_{p_1} \left(g_{p_1} y + g_{q_0} \frac{1}{y} + g_{p_1} \frac{x^2}{y} \right). \tag{2.3}$$

In the context of flux compactifications, the constants g_{p_1} and g_{q_0} would be fixed by the choice of fluxes supporting the compactification, and by values of moduli we are taking to be frozen here.

We will take (g_{p_1}, g_{q_0}) to be arbitrarily tunable but fixed real valued parameters of the theory. If they have the same sign, which we assume from now on, the potential is extremized at a negative local maximum $z = z_0$, giving rise to an AdS₄ vacuum with AdS length ℓ , with

$$x_0 = 0, \quad v = \sqrt{\frac{g_{q_0}}{g_{p_1}}}, \quad V_g = -\frac{3}{\ell_p^4} \sqrt{g_{p_1}^3 g_{q_0}} = -\frac{3}{\ell_p^2 \ell^2}. \tag{2.4}$$

In this vacuum the scalar has the conformally coupled value $m^2 = -2/\ell^2$, above the Breitenlohner-Freedman AdS tachyon bound [81], which for AdS₄ is $m_{BF}^2 = -2.25/\ell^2$.

For the background black hole solutions which we consider, it is consistent to put $x \equiv 0$, in which case the coupling matrix G becomes diagonal and the theta angle matrix Θ is zero. Putting furthermore $y \equiv v e^x$, the Lagrangian (2.1) then simplifies to

$$\mathcal{L} = \frac{1}{2\ell_p^2} \left(R - \frac{3}{2} (\partial\chi)^2 + \frac{6}{\ell^2} \cosh \chi \right) - \frac{1}{6} v^3 e^{3x} F_0^2 - \frac{1}{2} v e^x F_1^2. \tag{2.5}$$

Without making a commitment to any stringy interpretation at this point, we reparametrize the g_i by constants k and N as follows

$$g_{q_0} \equiv \frac{1}{k} \quad g_{p_1} \equiv \frac{1}{N}. \tag{2.6}$$

Then we have

$$v = \sqrt{\frac{N}{k}}, \quad \frac{\ell^2}{\ell_p^2} = \frac{N^2}{v} = \sqrt{kN^3}. \tag{2.7}$$

If the gravity theory has a CFT dual, its central charge is proportional to the second quantity, the AdS radius squared in four dimensional Planck units (see e.g. [82] for a general discussion). This will also be evident from the scaling of various thermodynamic quantities in (3.18) further down. In ABJM theory [83], a Chern-Simons-matter CFT proposed to be dual to type IIA string theory on AdS₄ × CP³ with k units of magnetic RR 2-form flux and N units of magnetic 6-form flux turned on in the CP³, the central charge is of the same form, with N interpreted as the rank of the gauge group, and k as the inverse coupling constant of the Chern-Simons theory. The quantity $v^2 = N/k$ is identified with the 't Hooft coupling λ in this setting, and $\ell_s = \ell/\sqrt{v}$ with the string length. Further down

we will see that other quantities such as particle mass spectra have ABJM-like scalings with k and N .

However, the model we are considering is *not* the low energy effective action of the ABJM $\text{AdS}_4 \times \mathbb{C}P^3$ compactification, as in this theory one of the $U(1)$ s is actually massive, Higgsed by a charged scalar (the universal 4d axion) with D0- and D4- charges proportional to $(g_{q_0}^{-1}, g_{p_1}^{-1}) \propto (k, N)$ [83]. One of the consequences of this is that D2 and D6 charges will come with strings attached and that one of the two electrostatic forces will fall off exponentially rather than by the usual Coulomb law.

2.3 Probe action

Since our model has two $U(1)$ s, the electromagnetic fields couple to two magnetic charges p^I and two electric charges q_I , $I = 0, 1$. The q_I couple electrically to the A^I , while the p^I couple electrically to the *dual* gauge potentials B_I , defined as

$$dB_I = G_I = G_{IJ}\tilde{F}^J - \Theta_{IJ}F^J . \tag{2.8}$$

The equations of motion for F^I are the Bianchi identities for G_I and vice versa. With these dual gauge fields one can conveniently write down a general expression for the action of a probe particle in a general background. For a probe charge $\gamma = (p^0, p^1, q_0, q_1)$ this is [70, 84]

$$S_\gamma = - \int m_\gamma(z) ds - \int q_I A^I - p^I B_I . \tag{2.9}$$

We will take probe charges to be quantized in units of order 1, roughly thinking of them as wrapped D6, D4, D2 and D0 brane charges in a type IIA compactification. The mass $m(p, q; z)$ depends on the charges and the local background scalar value $z = x + iy$. We will consider probe black holes which are much smaller than the AdS radius as well as much smaller than the background black hole, albeit at the same temperature. As argued in [68] and as we will check again in section 5.1 below, in this limit, the background becomes effectively cold from the point of view of the probe, in the sense that the thermal contribution to its mass becomes negligible. Hence the probe acquires the properties of an extremal black hole in asymptotically flat space. Extremal asymptotically flat black holes in $\mathcal{N} = 2$ supergravity may be BPS or non-BPS. In the first case, their mass is given by the absolute value of the central charge of the asymptotically flat $\mathcal{N} = 2$ supersymmetry algebra, which for our model is

$$m_\gamma(z) = \frac{1}{\ell_p} \sqrt{\frac{3}{4y^3}} \left| \frac{1}{6} p^0 z^3 - \frac{1}{2} p^1 z^2 + q_1 z + q_0 \right| . \tag{2.10}$$

In the second case, the mass is strictly greater than this. As in [68], we restrict ourselves to probe charges that are in fact BPS. Besides being the simplest to analyze systematically, BPS probes are also the most stable. Although non strictly supersymmetric in AdS, the phase space for decay of these nearly-BPS probes will generically be much smaller than for probe charges which have a non-BPS flat space limit.

When $x = 0$, (2.10) reduces to $m_\gamma = \frac{\sqrt{3}}{2\ell_p} \left[\left(\frac{1}{6} p^0 y^{3/2} - q_1 y^{-1/2} \right)^2 + \left(\frac{1}{2} p^1 y^{1/2} + q_0 y^{-3/2} \right)^2 \right]^{1/2}$. Since we work with normalization conventions in which charges are integrally quantized, we

can read off the orders of magnitude of the masses of various types of charge. Expressed in terms of the AdS scale ℓ and the parameters v , N and k introduced in (2.4) and (2.7), these are:

$$\ell m_{\text{D0}} \sim \frac{N}{v^2} = k, \quad \ell m_{\text{D2}} \sim \frac{N}{v} = \sqrt{Nk}, \quad \ell m_{\text{D4}} \sim N, \quad \ell m_{\text{D6}} \sim Nv = \sqrt{\frac{N^3}{k}}. \quad (2.11)$$

Notice that this agrees with the masses of wrapped D0- and D4-branes in ABJM theory [83] (D2- and D6-branes carry magnetic charge for the massive U(1) in ABJM, and as a result would come with additional magnetic flux strings attached to them). The condition that all charged particles be much heavier than the AdS scale is thus $\frac{1}{N} \ll v \ll \sqrt{N}$, or equivalently $N^3 \gg k \gg 1$.

As in [68, 73], we may parametrize the charges as

$$\gamma = (p^0, p^1, q_1, q_0) = p^0 \left(1, \kappa, -b + \frac{\kappa^2}{2}, n + b\kappa - \frac{\kappa^3}{6} \right). \quad (2.12)$$

The parameter κ can be thought of as proportional to U(1) worldvolume flux on the wrapped D-brane; switching it on effectively shifts $z \rightarrow z - \kappa$ in (2.10). The (flat) BPS black hole entropy is independent of κ and given by $S_\gamma = \pi(p^0)^2 \sqrt{\frac{8}{9}b^3 - n^2}$ [85]. For charges $\gamma = p^1(0, 1, \kappa, n' - \frac{\kappa'^2}{2})$, this becomes $S_\gamma = \pi(p^1)^2 \sqrt{\frac{2}{3}n'}$. Evidently the quantities under the square root must be positive for the black hole to exist. We should note however that not all BPS particles have a realization as a single centered black hole in supergravity, even when we allow singular limits in which the horizon goes to zero size. Some BPS states are realized as multi-centered bound states [70]. A notable example is a pure wrapped D4-brane, which has a *negative* worldvolume curvature-induced D0-charge $q_0 = -p_1^3/24$, and is realized as a two particle bound state of charges $(1, \frac{p_1}{2}, \frac{p_1^2}{8}, -\frac{p_1^3}{48})$ and $(-1, \frac{p_1}{2}, -\frac{p_1^2}{8}, -\frac{p_1^3}{48})$ [73]. However for our purposes it will be sufficient to consider single centered probes, and so we will require $\frac{8}{9}b^3 - n^2 \geq 0$.

3 Background solution

We consider a spherically symmetric nonextremal charged black hole metric of the form

$$ds^2 = -V(r) dt^2 + \frac{1}{V(r)} dr^2 + W(r) d\Omega_2^2. \quad (3.1)$$

The scalar z is assumed to only depend on the radial coordinate r . Note that r is in principle not the Schwarzschild radial coordinate; namely because it can go negative. In general the black hole may have arbitrary electric and magnetic charges Q_I and P^I , but as in [68] we limit ourselves to a setup with $P^0 = 0$ and $Q_1 = 0$, in which case we can consistently set $x = 0$ throughout, and the field strengths

$$F^0 = Q_0 \frac{3}{y(r)^3} \frac{dt \wedge dr}{W(r)}, \quad F^1 = -\frac{1}{2} P_1 \sin \theta d\theta \wedge d\phi \quad (3.2)$$

automatically solve the Bianchi identities and equations of motion [68].

Exact solutions satisfying this ansatz, for arbitrary charges P_1 , Q_0 and mass M , were constructed in [76] (related solutions were considered in [86–101]). These solutions will be the starting point for our analysis.⁴

3.1 Metric, scalar and gauge potentials

For any given mass M and charges P_1 , Q_0 , the solution of [76] can be written in the form (3.1) with $x = 0$ and

$$V(r) = \frac{1}{W} \left(r^2 - c^2 + \frac{1}{\ell^2} W^2 \right), \quad W(r) = \sqrt{f_0 f_1^3}, \quad y(r) = v \sqrt{\frac{f_0}{f_1}}, \quad (3.3)$$

where the f_i are functions linear in r :

$$f_0(r) = r + a_0, \quad f_1(r) = r + a_1, \quad (3.4)$$

the AdS length ℓ and asymptotic scalar $v = y|_{r=\infty}$ are fixed by g_{q_0} and g_{p_1} as in (2.4), and c , a_0 and a_1 are positive constants determined by the mass M and charges Q_0 and P_1 of the black hole:

$$a_0 = \sqrt{c^2 + \frac{12}{v^3} \ell_p^2 Q_0^2}, \quad a_1 = \sqrt{c^2 + \frac{v}{3} \ell_p^2 P_1^2}, \quad (3.5)$$

with $c = c(M, Q_0, P_1)$ the unique positive solution to

$$M \ell_p^2 = \frac{1}{4} a_0 + \frac{3}{4} a_1 = \frac{1}{4} \sqrt{c^2 + \frac{12}{v^3} \ell_p^2 Q_0^2} + \frac{3}{4} \sqrt{c^2 + \frac{v}{3} \ell_p^2 P_1^2}. \quad (3.6)$$

The definition and computation of the mass M is subtle due to the presence of the $m^2 < 0$ scalar. We computed it as in [102, 104]. The parameter c is a measure for the deviation from extremality, as in the asymptotically flat case studied in [68]. However in the case at hand the point $c = 0$ is not physically reachable: extremality occurs at some nonzero value of c , as will be clear from the discussion further down. Notice that when $a_0 = a_1$, i.e. when $|Q_0| = v^2 |P_1|/6$, the profile of the scalar field becomes constant everywhere and the metric becomes that of the ordinary Reissner-Nordstrom-AdS black hole.

We denote the radial location of the outer horizon by r_+ . It satisfies $V(r_+) = 0$, that is:

$$r_+^2 - c^2 + \frac{1}{\ell^2} (r_+ + a_0)(r_+ + a_1)^3 = 0, \quad (3.7)$$

and in addition $W(r) > 0$ and $V(r) > 0$ for all $r > r_+$.

⁴This is not the most general set of solutions compatible with the ansatz. Indeed in the neutral limit, it reduces to the standard hairless AdS-Schwarzschild solution, while it is known that there also exist hairy solutions with the same boundary conditions [102] (for a recent discussion see [103]). The (numerically constructed) hairy neutral black hole is thermodynamically disfavored compared to the hairless one [102], and thus by continuity the same will be true for at least a finite range of charged black holes, for which this restriction will not invalidate the thermodynamic analysis. It is not known however if this continues to hold for arbitrary charges. In principle it should be possible to address this question by (numerically) analyzing the reduced equations of motion obtained e.g. in [96].

The gauge potentials A^I and their magnetic duals B_I are obtained by integrating the field strengths F^I and G_I specified by (3.2) and (2.8):

$$A^0 = \left(\frac{3}{v^3} \frac{Q_0}{r + a_0} - \phi_0 \right) dt, \quad A^1 = \frac{1}{2} P_1 (\cos \theta \pm 1) d\phi, \quad (3.8)$$

$$B_0 = \frac{1}{2} Q_0 (\cos \theta \pm 1) d\phi, \quad B_1 = - \left(\frac{v}{4} \frac{P_1}{r + a_1} - \phi_1 \right) dt. \quad (3.9)$$

We choose the integration constants ϕ_0 and ϕ_1 such that the electric potentials vanish at the black hole horizon $r = r_+$. This guarantees regularity of the gauge connection after Euclidean continuation of the solution, and fixes

$$\phi_0 = \frac{3}{v^3} \frac{Q_0}{r_+ + a_0}, \quad \phi_1 = \frac{v}{4} \frac{P_1}{r_+ + a_1}, \quad (3.10)$$

The asymptotic scalar profile in the standard Schwarzschild radial coordinate $r_s = \sqrt{W(r)}$ is given by $\log y(r_s) = \frac{\alpha}{r_s} + \frac{\beta}{r_s^2} + \dots$, where $\alpha = (a_0 - a_1)/2$ and $\beta = -\alpha^2/2$. Thus all solutions found in [76] obey the generalized conformally invariant boundary condition $\beta = f\alpha^2$ of [102], for a specific value of f (which depends on the normalization of the scalar).⁵

3.2 Parametrization

We found it most convenient to parametrize the vacua by ℓ and v and the black hole solutions by r_+ , u_0 and u_1 , where we define

$$u_I \equiv r_+ + a_I. \quad (3.11)$$

The parameters c, a_0, a_1 appearing in the solution as given above can be written in terms of (r_+, u_I) as:

$$c = \sqrt{r_+^2 + \frac{1}{\ell^2} u_0 u_1^3}, \quad a_I = u_I - r_+, \quad (3.12)$$

and thus the conserved quantities Q_0, P_1 and M are obtained using the relations (3.5)–(3.6). Explicitly:

$$\begin{aligned} \ell_p |Q_0| &= \sqrt{\frac{v^3}{12}} \sqrt{u_0(u_0 - 2r_+) - \frac{u_0 u_1^3}{\ell^2}}, \quad \ell_p |P_1| = \sqrt{\frac{3}{v}} \sqrt{u_1(u_1 - 2r_+) - \frac{u_0 u_1^3}{\ell^2}}, \\ \ell_p^2 M &= \frac{1}{4}(u_0 + 3u_1) - r_+. \end{aligned} \quad (3.13)$$

The AdS-Reissner-Nordstrom limit corresponds to $u_0 = u_1 \equiv u$, while the neutral AdS-Schwarzschild limit has $r_+ = \frac{1}{2}(u - \frac{1}{\ell^2} u^3)$, with $M = \frac{1}{2}(u + \frac{1}{\ell^2} u^3)/\ell_p^2$.

⁵These generalize the “standard” Dirichlet ($\alpha = 0$) and “alternate” Neumann ($\beta = 0$) zero source boundary conditions. In language of the dual CFT, the $\alpha = 0$ boundary conditions corresponds to a CFT where the operator \mathcal{O} dual to the scalar has dimension $\Delta = 2$, while $\beta = 0$ boundary conditions correspond to a CFT where this operator has dimension $\Delta = 1$. The $\alpha = 0$ CFT is the IR fixed point of a relevant double trace deformation $\Delta \mathcal{L}_{\text{CFT}} \propto \mathcal{O}^2$ of the $\beta = 0$ CFT, while the $\beta + \frac{\alpha^2}{2} = 0$ CFT is obtained from the $\beta = 0$ one by an approximately marginal triple trace deformation $\Delta \mathcal{L}_{\text{CFT}} \propto \mathcal{O}^3$.

3.3 Entropy and temperature

The black hole entropy is one quarter of the horizon area, which in our parametrization takes the simple form

$$S = \frac{\pi \sqrt{u_0 u_1^3}}{\ell_p^2}. \tag{3.14}$$

Its temperature T is obtained in the standard way by requiring regularity of the Euclidean continuation at $r = r_+$ by imposing Euclidean time periodicity $1/T$, giving

$$T = \frac{V'(r_+)}{4\pi} = \frac{2r_+ + u_1^2(3u_0 + u_1)/\ell^2}{4\pi \sqrt{u_0 u_1^3}}. \tag{3.15}$$

Notice that in the flat space limit, the BPS black holes would have $r_+ = 0$ and are thus connected to finite temperature black holes in AdS where we do not take the strict $\ell \rightarrow \infty$ limit.

3.4 Physical region of parameter space

The physical parameter range is given by the values of (r_+, u_0, u_1) for which the constants a_I and c appearing in the metric are all positive, and for which $T > 0$ and $\phi_I \in \mathbb{R}$. This implies in particular that $u_I > 0$, as can be seen by making use of (3.5) and (3.12). The horizon radial position can be either positive or negative: for example a large neutral AdS-Schwarzschild black hole has $r_+ < 0$ while a small neutral black hole has $r_+ > 0$.

To obtain all possible black hole solutions for a given (T, ϕ_0, ϕ_1) , we solve numerically for (r_+, u_0, u_1) and retain the solutions with $u_0, u_1 > 0$. This guarantees the solution is physical and that r_+ is indeed the outer horizon, i.e. $V(r) > 0, W(r) > 0$ for all $r > r_+$.⁶

3.5 Scaling symmetries and invariant parametrization

We have parametrized the solutions by a total of 5 parameters (v, ℓ, r_+, u_0, u_1) , with the first two fixing the AdS vacuum and the last three parametrizing the black hole solutions within a given vacuum. However, as in the asymptotically flat case [68], there are two scaling symmetries trivially relating different solutions. They act as $X \rightarrow \lambda_1^{n_1} \lambda_2^{n_2} X$, $\lambda_i \in \mathbb{R}^+$, on the various quantities X defined so far, with the exponents (n_1, n_2) indicated in the first two lines of this table:

	ℓ	v	k	N	r_+	u_0	u_1	M	Q_0	P_1	S	T	ϕ_0	ϕ_1	r
n_1	1	0	1	1	1	1	1	1	1	1	2	-1	0	0	1
n_2	0	1	$-\frac{3}{2}$	$\frac{1}{2}$	0	0	0	0	$\frac{3}{2}$	$-\frac{1}{2}$	0	0	$-\frac{3}{2}$	$\frac{1}{2}$	0
δ	-1	0	0	0	-1	-1	-1	1	0	0	0	1	1	1	-1
$N^\#$	0	0	1	1	0	0	0	2	1	1	2	0	1	1	0
$v^\#$	0	1	-2	0	0	0	0	-1	1	-1	-1	0	-2	0	0

⁶To see this, express V and W in terms of (r_+, u_0, u_1) and $x \equiv r - r_+$. Then $W = \sqrt{(u_0 + x)(u_1 + x)^3}$, which is manifestly positive for $x > 0$, since $u_I > 0$. Furthermore $WV = (2r_+ + \frac{1}{\ell^2} u_1^2(3u_0 + u_1))x + (1 + \frac{3}{\ell^2} u_1(u_0 + u_1))x^2 + \frac{1}{\ell^2}(u_0 + 3u_1)x^3 + \frac{1}{\ell^2}x^4$, which is also manifestly positive, since the coefficient of x equals $4ST > 0$, and $u_I > 0$.

The third line shows the mass dimension δ . Physical observables will depend only on invariant combinations of the parameters, up to an overall factor determined by the scaling properties of the observable. Specifically, we will express any quantity X of mass dimension δ and scaling exponent (n_1, n_2) in terms of a dimensionless, scaling invariant \tilde{X} , as follows:

$$X = \ell^{-\delta} N^{n_1+\delta} v^{n_2-(n_1+\delta)/2} \tilde{X} . \quad (3.16)$$

The quantities N and k were introduced in (2.7). The last two lines of the table indicate the powers of N and v appearing in various quantities. We will display our phase diagrams as functions of the rescaled intensive variables $(\tilde{T}, \tilde{\phi}_0, \tilde{\phi}_1)$ related to the original ones by

$$T = \frac{1}{\ell} \tilde{T}, \quad \phi_0 = \frac{N}{v^2 \ell} \tilde{\phi}_0, \quad \phi_1 = \frac{N}{\ell} \tilde{\phi}_1 . \quad (3.17)$$

The extensive variables (3.13) and (3.14) are related to their invariant counterparts by

$$Q_0 = Nv \tilde{Q}_0, \quad P_1 = \frac{N}{v} \tilde{P}^1, \quad M = \frac{N^2}{v\ell} \tilde{M}, \quad S = \frac{N^2}{v} \tilde{S} . \quad (3.18)$$

Working consistently with the rescaled variables instead of the original ones effectively sets

$$\ell_p \equiv 1, \quad \ell \equiv 1 \quad v \equiv 1 \quad (3.19)$$

in the expressions of the previous sections. In what follows we will always use rescaled variables, and to avoid cluttering we will therefore drop the tildes, keeping in mind that in order to get the actual physical quantities, we need to rescale as indicated above.

Finally note that besides the obvious charge conjugation symmetry $(P_1, Q_0) \rightarrow (-P_1, -Q_0)$, the background metric and scalar profile are also invariant under $(P_1, Q_0) \rightarrow (P_1, -Q_0)$. This descends from an enhanced \mathbb{Z}_2 symmetry of the action that exists only when the pseudoscalar x is zero.

4 Background thermodynamics

Before moving on to examine probe black holes in the black hole background, we analyze the phase structure of the background itself, which is already quite interesting. This comes down to a generalization of the classic work [106] on phases of pure AdS-Reissner-Nordstrom black holes to the case with running scalars, with the former retrieved in our setup as the special case $u_0 = u_1$, which indeed has $y(r) = v$ constant. The presence of running scalars leads to a considerably more intricate structure.

4.1 Thermodynamic equilibrium and stability

We will mostly work in a thermodynamic ensemble with fixed temperature T and chemical potentials ϕ_0, ϕ_1 dual to the charges Q_0 and P_1 , and fixed charges $P^0 = 0, Q_1 = 0$. That is to say, if we imagine coupling the system to a reservoir at fixed temperature T and potentials ϕ_I , the total (system plus reservoir) entropy will change as $\Delta S_{\text{tot}} =$

$\Delta S - \frac{1}{T}\Delta E + \frac{\phi_0}{T}\Delta Q_0 + \frac{\phi_1}{T}\Delta P_1 = -\Delta F/T$, where ΔE , ΔQ_0 , ΔP_1 and ΔS refer to the system, and we have defined

$$F \equiv E - TS - \phi_0 Q_0 - \phi_1 P_1. \quad (4.1)$$

Stable equilibrium with the reservoir requires S_{tot} to be maximized, or equivalently F to be minimized under variations of energy and charges; locally this requires

$$F' = 0, \quad F'' > 0. \quad (4.2)$$

The derivatives are understood to be with respect to the system's extensive variables, at fixed, externally tuned values of T , ϕ_0 and ϕ_1 . The parametrization of the extensive variables can be arbitrary. We will work with the black hole metric parameters (u_0, u_1, r_+) defined in 3.2. Thus, using (3.13) and (3.14) keeping in mind (3.19),

$$F = \frac{1}{4}u_0 + \frac{3}{4}u_1 - r_+ - \pi T \sqrt{u_0 u_1^3} - \frac{\phi_0}{2\sqrt{3}} \sqrt{u_0^2 - 2u_0 r_+ - u_0 u_1^3} - \sqrt{3} \phi_1 \sqrt{u_1^2 - 2u_1 r_+ - u_0 u_1^3}. \quad (4.3)$$

Solving $F' = 0$ in (4.2) at fixed (T, ϕ_0, ϕ_1) then provides the local equilibrium relation between (T, ϕ_0, ϕ_1) and (r_+, u_0, u_1) :

$$T = \frac{2r_+ + 3u_0 u_1^2 + u_1^3}{4\pi \sqrt{u_0 u_1^3}}, \quad \phi_0 = \frac{\sqrt{3}}{2} \frac{\sqrt{u_0^2 - 2u_0 r_+ - u_0 u_1^3}}{u_0}, \quad \phi_1 = \frac{\sqrt{3}}{4} \frac{\sqrt{u_1^2 - 2u_1 r_+ - u_0 u_1^3}}{u_1}, \quad (4.4)$$

in agreement with the values obtained earlier in (3.10) and (3.15) by requiring regularity of the Euclidean continuation. The corresponding equilibrium free energy is remarkably simple:

$$F_{\text{eq}} = \frac{r_+}{2}. \quad (4.5)$$

This can also be obtained as the on shell Euclidean action $I_E = F/T$, provided the action is defined with the appropriate boundary counterterms, as in [102]. Note that this simple expression suggests a nice interpretation of the radial coordinate r . Roughly, it is to free energy what the Schwarzschild radial coordinate is to entropy. We can also give a more physical interpretation to the parameters u_0 , u_1 by noticing that at equilibrium $u_0 = 3Q_0/\phi_0$, $u_1 = P^1/4\phi_1$. This shows that u_0 and u_1 can be thought of as the black hole's D0- and D4-charge susceptibilities.

For the system-reservoir equilibrium to be stable under small fluctuations, we need a positive definite Hessian, that is $F'' > 0$ at fixed T , and ϕ_I . Stability under arbitrarily large fluctuations requires the minimum to be global.

Note that although we are analyzing stability in this (partial) grand canonical ensemble, this does not necessarily mean we are actually considering a physical situation in which the system is truly coupled to a reservoir. Indeed, in the case of global AdS black holes (dual to thermal states of a CFT₃ living on a 2-sphere), it is physically most natural to consider the physical system to be isolated, since there is no natural “outside” environment for the 2-sphere. However even for isolated systems, a grand canonical stability analysis provides information. More specifically, an instability in the grand canonical ensemble will,

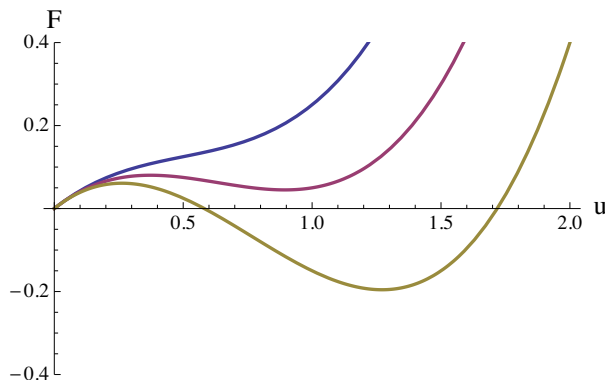


Figure 2. AdS-Schwarzschild free energy F for a black hole of size u coupled to a heat bath at temperatures (from left to right) $\pi T = 0.75, 0.95, 1.15$. A local minimum corresponds to a perturbatively stable black hole, which is globally stable if it is negative. A local maximum corresponds to a perturbatively unstable black hole.

for sufficiently large isolated systems, indicate a thermodynamic tendency towards the formation of inhomogeneities in the distribution of the energy and charge. Essentially, for a subsystem small compared to the complete system, this is because the remainder of the system acts as a reservoir. In view of the fact that instabilities towards the formation of inhomogeneities is exactly what we want to investigate in this paper, this is therefore an appropriate ensemble to consider.⁷

4.2 Schwarzschild illustration

As a simple check and illustration of the above discussion, consider first the AdS-Schwarzschild black hole (figure 2). This amounts to setting $u_0 = u_1 \equiv u$ and $r_+ = \frac{1}{2}(u - u^3)$, so $S = \pi u^2$, $M = \frac{1}{2}(u + u^3)$, and:

$$F = M - TS = \frac{1}{2}(u + u^3) - \pi T u^2. \tag{4.6}$$

The local equilibrium condition (4.2) is $\partial_u F = \frac{1}{2} + \frac{3}{2}u^2 - 2\pi T u = 0$ and $\partial_u^2 F = 3u - 2\pi T > 0$. The first equation expresses the equilibrium temperature in terms of u : $T_{\text{eq}}(u) = \frac{1}{4\pi}(u^{-1} + 3u)$. Plugging this value for T into (4.6) gives $F_{\text{eq}} = \frac{1}{4}(u - u^3) = \frac{1}{2}r_+$, confirming (4.5). The minimum value of $T_{\text{eq}}(u)$, reached at $u = 1/\sqrt{3}$, is $T_{\text{min}} = \sqrt{3}/2\pi$; there are no black holes at temperatures below this. For any given $T > T_{\text{min}}$, there are two solutions u to the equilibrium equation, hence two black hole solutions. The larger one will be at a local minimum of $F(u)$ ($F''(u) > 0$), the smaller one at a local maximum. The local minimum of $F(u)$ is not necessarily a global minimum. To verify global minimality, we also have to compare to the free energy at the boundary points of state space, in this case at $u = 0$. From the third expression in (4.6), it follows that for any value of T , we have $F = 0$ when

⁷By the same token, it would actually have been even more appropriate for us to consider the ensemble where all charges are allowed to fluctuate, including P^0 and Q_1 . Unfortunately this is obstructed by the lack of explicit black holes solutions for the general charge case.

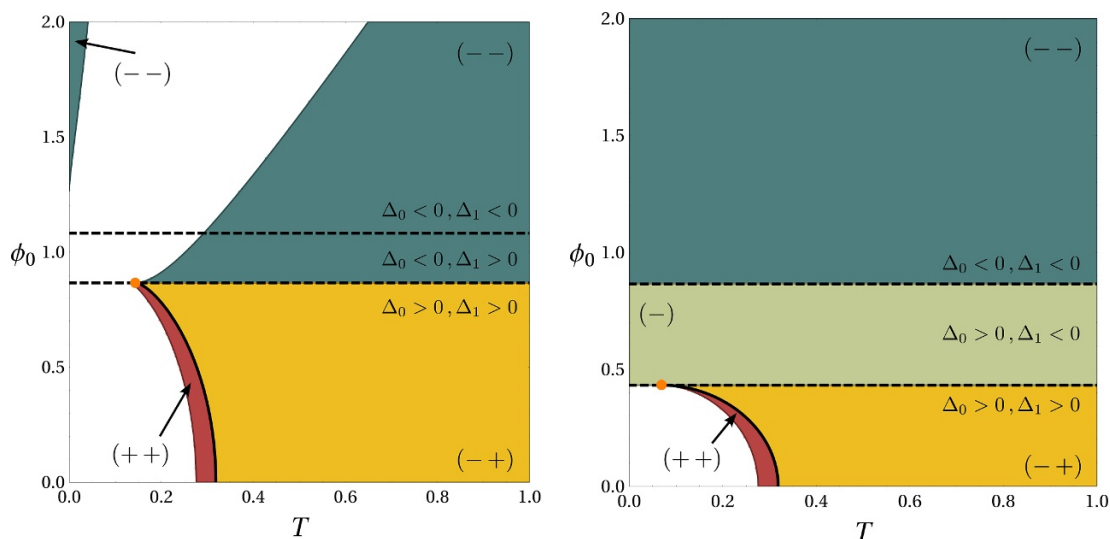


Figure 3. Phase diagrams for the black hole background. On the left we have $\phi_1 = 0.4\phi_0$ and on the right $\phi_1 = \phi_0$. The different regions are labeled by the signs of the free energies of the black hole solutions in the region. For example $(-+)$ is a region with two black holes, one with negative and one with positive free energy, while $(-)$ indicates a region with just one black hole, with negative free energy. Across the dotted lines either Δ_0 or Δ_1 changes sign. The white regions represent configurations where no black holes exist. The Hawking-Page transition occurs at the thick black line, terminating in the orange dot.

$u = 0$.⁸ Therefore global stability requires $F_{\text{eq}} < 0$. This is the case if and only if $u > 1$. Hence a first order phase transition occurs at $u = 1$, where $T_{\text{eq}} = 1/\pi$. This was first pointed out by Hawking and Page [108]. The transition is accompanied by a macroscopic jump in mass and entropy in the large N limit and can thus be considered to be a first order phase transition. In the context of the AdS-CFT correspondence, it can be interpreted as a confinement-deconfinement phase transition occurring on the sphere at a temperature of the order of the inverse curvature radius [109].

4.3 Background phase diagram

Figure 3 shows the phase diagrams in the (ϕ_0, T) plane, for two different fixed ϕ_1/ϕ_0 ratios. The diagrams are obtained by solving (4.4) for r_+ , u_0 and u_1 . For the ϕ_0 and ϕ_1 equations this can be done in a relatively simple closed form:

$$r_+ = \frac{u_1}{2} \frac{\Delta_0 \Delta_1 - u_1^4}{\Delta_0 + u_1^2}, \quad u_0 = u_1 \frac{\Delta_1 + u_1^2}{\Delta_0 + u_1^2}, \quad \text{where} \quad \Delta_0 \equiv 1 - \frac{4}{3}\phi_0^2, \quad \Delta_1 \equiv 1 - \frac{16}{3}\phi_1^2, \quad (4.7)$$

The remaining relation to be inverted is

$$T = \frac{\Delta_0 + 3u_1^2}{4\pi u_1} \sqrt{\frac{\Delta_1 + u_1^2}{\Delta_0 + u_1^2}}. \quad (4.8)$$

⁸This is true in the classical gravity approximation $N \rightarrow \infty$ where N was defined in (3.16). At one loop, there will be a contribution from thermal fluctuations, capturing the free energy of an ideal thermal gas in global AdS, but this will be of order 1 in a large N expansion, and hence negligible to leading order.

This can be reduced to finding the roots of a cubic polynomial but as usual the explicit expression for the solutions is not illuminating. The charges and entropy in terms of u_1 and ϕ_0, ϕ_1 are

$$Q_0 = \frac{u_1 \phi_0}{3} \frac{\Delta_1 + u_1^2}{\Delta_0 + u_1^2}, \quad P_1 = 4 u_1 \phi_1, \quad S = \pi u_1^2 \sqrt{\frac{\Delta_1 + u_1^2}{\Delta_0 + u_1^2}} = \pi \frac{\sqrt{Q_0 P_1^3}}{\sqrt{\phi_0 \phi_1^3}}, \quad (4.9)$$

the free energy is $F = r_+/2$ with r_+ as in (4.7), and the energy is

$$M = \frac{u_1}{4} \frac{4u_1^2 + 2u_1^4 + 3\Delta_0 + \Delta_1 - 2\Delta_0\Delta_1}{\Delta_0 + u_1^2}. \quad (4.10)$$

Recall that the Reissner-Nordstrom limit corresponds to $u_0 = u_1$, which implies $\Delta_0 = \Delta_1$, or $\phi_1 = \phi_0/2$.

We list some notable features:

1. The temperature (4.8) diverges for $u_1 \rightarrow \infty$, so at high temperatures there will always be at least one solution, with negative free energy. It is continuously connected to the large AdS-Schwarzschild black hole by tuning ϕ_0 and ϕ_1 to zero. As long as Δ_0 and Δ_1 are positive (corresponding to the region below the lower dotted line in the figure), the temperature goes infinite again when $u_1 \rightarrow 0$, providing a second high temperature solution branch. This solution is continuously connected to the small Schwarzschild black hole. It ceases to exist when crossing over to $\Delta_0 < 0$ or $\Delta_1 < 0$ (from below to above the (lower) dotted line in the figure), as the quantity under the square root then becomes negative for $u_1 \rightarrow 0$. When $\Delta_0 > 0$ and $\Delta_1 < 0$ (region between the dotted lines), there is only one high temperature solution. However when $\Delta_0 < 0$ (region above the (upper) dotted line), a new high temperature branch emerges for values of u_1 approaching the zero of the denominator, i.e. for $u_1^2 \rightarrow -\Delta_0$. In contrast to the small u_1 branch, it has negative free energy.
2. In regions with two black holes, the one with the lowest free energy is locally stable ($F'' > 0$), the other one unstable. When there is a unique black hole solution, it is locally stable. When crossing the dotted lines (corresponding to sign changes of the Δ_I), the stable black hole always continues smoothly, whereas the unstable black hole becomes singular. Consider for example the case $\Delta_1 > 0$ with Δ_0 small and negative. Putting $u_1 = w\sqrt{-\Delta_0}$ and dropping subleading terms turns (4.8) into $T \approx \frac{\sqrt{\Delta_1}(3w^2-1)}{4\pi w\sqrt{w^2-1}}$, which relates a finite fixed w to a finite fixed T . Sending Δ_0 up to zero at fixed w thus corresponds to a black hole with $u_1 \rightarrow 0$, $u_0 \approx \frac{w\Delta_1}{\sqrt{-\Delta_0}(w^2-1)} \rightarrow \infty$, $r_+ \sim -\sqrt{-\Delta_0} \rightarrow 0-$, $Q_0 \sim 1/\sqrt{-\Delta_0} \rightarrow \infty$, and $M \sim 1/\sqrt{-\Delta_0} \rightarrow \infty$. The scalar profile and geometry becomes singular in this limit; for instance at the horizon we have $y = \sqrt{u_0/u_1} \sim -1/\Delta_0 \rightarrow \infty$.
3. The white gaps in the plot occur when the black hole free energy at fixed reservoir temperature and potentials fails to have a local extremum as a function of the extensive variables (r_+, u_0, u_1) , the analog of the upper curve in figure 2. In

this case none of the family of black holes we consider can exist in equilibrium with the reservoir. When crossing over into a white gap a stable and an unstable saddle point of the free energy coalesce and disappear. At the boundary the Hessian F'' develops a zeromode and $\det F'' = 0$. It can be checked that $\det F'' \propto (3u_0 + u_1 - 4r_+)(2u_0u_1^5 + r_+(u_0 - u_1)u_1^2 - 2r_+^2)$, up to factors that remain positive throughout; this provides the boundaries of the white gaps.

4. For the white gaps below the dotted line ($\Delta_0, \Delta_1 > 0$), a Hawking-Page transition occurs before reaching the gap. This is indicated by the thick line forming the boundary between the yellow and red regions. In the red region the free energy still has a local minimum, but it is positive, so the black holes we consider are thermodynamically disfavored compared to a thermal gas in empty AdS. This is the analog of the middle curve in figure 2. The transition temperature T_{HP} is obtained by solving $F = \frac{1}{2}r_+ = 0$, which gives $u_1 = (\Delta_0\Delta_1)^{1/4}$ and

$$T_{\text{HP}} = \frac{\sqrt{\Delta_0} + 3\sqrt{\Delta_1}}{4\pi}. \tag{4.11}$$

which is real if $\Delta_0, \Delta_1 > 0$. On the Reissner-Nordstrom locus, we have $\Delta_0 = \Delta_1$ and this becomes $T_{\text{HP}} = \sqrt{\Delta_0}/\pi$, reproducing [106]. For neutral black holes we have $\Delta_0 = \Delta_1 = 1$ and $T_{\text{HP}} = 1/\pi$, reproducing [108].

5. When $\Delta_0 < \Delta_1$, as is the case in the figure on the left, there is also a white gap above the dotted line, i.e. for $\Delta_0 < 0$. The instability associated to it is of a very different nature than the Hawking-Page instability. It is still true that the disappearance of black hole solutions is due to the coalescence and then disappearance of a pair of saddle points of the free energy (4.3) (one locally stable, the other one unstable), but now this happens for saddle points at a *negative* value of F , so the thermodynamically preferred state cannot possibly be that of a thermal gas in empty AdS (which has $F = 0$). Indeed there is a much more violent instability in this regime: whenever $\phi_0 > \frac{\sqrt{3}}{2}$, the free energy (4.3) is unbounded below, with a runaway in the large u_0 direction. To see this, it is convenient to first eliminate r_+ in favor of the charge $P_1 = \partial_{\phi_1} F = \sqrt{3}\sqrt{u_1(u_1 - 2r_+)} - u_0u_1^3$, in terms of which

$$F = \frac{u_0}{4} \left(1 + 2u_1^2 - \frac{2\phi_0}{\sqrt{3}} \left[\left(1 - \frac{u_1}{u_0} \right) (1 + u_1^2) + \frac{P_1^2}{3u_0u_1} \right]^{1/2} \right) - \pi T \sqrt{u_0u_1^3} - \phi_1 P_1 + \frac{P_1^2}{6u_1} + \frac{u_1}{4}. \tag{4.12}$$

In the large u_0 limit at fixed u_1 and P_1 , the leading term is linear in u_0 , with coefficient proportional to $1 + 2u_1^2 - \frac{2\phi_0}{\sqrt{3}}\sqrt{1 + u_1^2}$. When $\phi_0 > \frac{\sqrt{3}}{2}$, this becomes negative for a range of u_1 values, implying the free energy is unbounded below in this regime. When brought in contact with an infinite reservoir, the system will soak up Q_0 -charge without bound. For large systems in isolation, one expects a corresponding instability to formation of clumps with large Q_0 densities. In the limit of an infinitely large system (the planar limit, which will be detailed in section 4.5), the system acts as an infinite reservoir for finite subsystems, and there again appears to be no limit

on how large the charge accumulation can get. This would appear rather unphysical. However, in this limit the solution becomes singular, with the scalar y and curvature growing without bound towards the black hole, outside the regime of validity of the 4d (truncated) supergravity approximation. Presumably, assuming the model has a UV completion, the runaway will therefore be cured by degrees of freedom beyond those considered in our setup. .

6. The limit $\Delta_1 \rightarrow \Delta_0$ is subtle when $\Delta_0 < 0$. Naively, (4.7) would seem to imply that the limiting solution is just the $u_0 = u_1$ AdS-Reissner-Nordstrom black hole with constant scalar profile. This is indeed one of the limiting solutions, but it misses the solution branch with u_1^2 approaching $-\Delta_0$: from (4.7) and (4.8) it follows that with $\Delta_1 - \Delta_0 \equiv \delta$ and $u_1^2 + \Delta_0 \equiv \epsilon$ both small, we have $2\pi T \approx \sqrt{-\Delta_0(1 + \delta/\epsilon)}$ and $u_0/u_1 \approx 1 + \delta/\epsilon \approx -(2\pi T)^2/\Delta_0$. This is different from 1 in general so the limiting black hole will not be the RN solution and in particular it will have a nontrivial scalar profile. For $T < \frac{\sqrt{-\Delta_0}}{2\pi}$, this black hole has lower free energy than the AdS-RN solution, for $T > \frac{\sqrt{-\Delta_0}}{2\pi}$ it has higher free energy. When $T = \frac{\sqrt{-\Delta_0}}{2\pi}$ the two solutions coincide with $u_0 = u_1 = \sqrt{-\Delta_0}$, and the Hessian degenerates. This is also the location where the white gap begins to open up when $\Delta_0 < \Delta_1$.
7. The orange dot in the figure corresponds to the singular point $u_1 \rightarrow 0$ with either $\Delta_0 = 0$ and $T = \frac{3\sqrt{\Delta_1}}{4\pi}$ (as in the left panel of the figure) or $\Delta_1 = 0$ and $T = \frac{\sqrt{\Delta_0}}{4\pi}$ (as in the right panel). When $\Delta_1 = 0$, Q_0/P_1 diverges, and when $\Delta_0 = 0$, P_1/Q_0 diverges. This results in singular limiting solutions, similar to the other degenerations we discussed.

4.4 The flat space/small black hole limit

The asymptotically flat space limit (analyzed in [68]) corresponds to taking $N \propto \ell/\ell_p \rightarrow \infty$ keeping the original, unrescaled Q_0 , P_1 and $M\ell_p$ fixed. From (3.18) it can be seen that in terms of the rescaled variables we are working with here (which were indicated by tildes in (3.18)), this means we take $(Q_0, P_1, M) \sim \frac{1}{N} \rightarrow 0$, or equivalently $(r_+, u_0, u_1) \sim \frac{1}{N} \rightarrow 0$. From (4.4) it follows that for generic nonextremal black holes in this scaling limit we have $T \rightarrow \infty$ while the ϕ_I remain finite. This is evident as well from (3.17)), as we are taking the limit with fixed physical temperature and potentials in Planck units. At any rate, since we can now drop terms of higher order in u_1 in expressions such as (4.8), it becomes easy to invert the relations between intensive and extensive variables; in particular $Q_0 = \frac{\phi_0}{12\pi T} \sqrt{\frac{\Delta_1^3}{\Delta_0}}$, $P_1 = \frac{\phi_1}{\pi T} \sqrt{\Delta_0 \Delta_1}$, $M = \frac{\sqrt{\Delta_0 \Delta_1^3}}{16\pi T} (\frac{1}{\Delta_0} + \frac{3}{\Delta_1} - 2)$, $S = \frac{\sqrt{\Delta_0 \Delta_1^3}}{16\pi T^2}$, and $F = \frac{\sqrt{\Delta_0 \Delta_1^3}}{16\pi T} > 0$.

From these expressions we see there is another limit which sends the extensive quantities to zero in the appropriate way, namely taking $(\Delta_0, \Delta_1) \sim \frac{1}{N} \rightarrow 0$ (hence $|\phi_0| \rightarrow \frac{\sqrt{3}}{2}$, $|\phi_1| \rightarrow \frac{\sqrt{3}}{4}$), keeping T , the physical temperature in AdS units, fixed. Curiously, from the flat space point of view, this is in fact an extremal limit, since the temperature goes to zero in Planck units: $T\ell_p \sim 1/N$. Indeed in this limit the entropy becomes $S = \pi \sqrt{\frac{2}{3}} |Q_0 P_1^3|$, reproducing the well-known flat space extremal D4-D0 entropy formula.

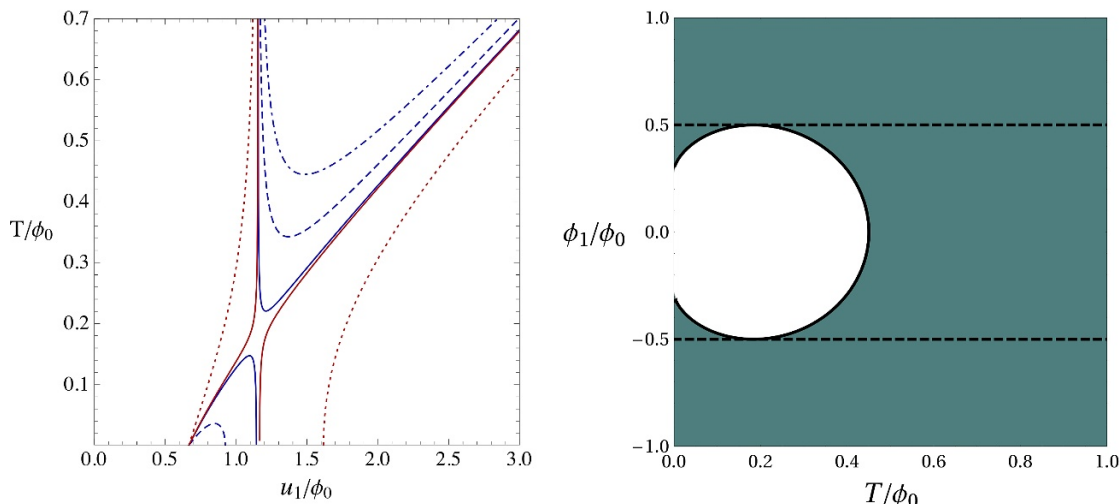


Figure 4. *Left:* planar black hole temperature T/ϕ_0 as a function of u_1/ϕ_0 , for $\phi_1/\phi_0 = 0.1, 0.4, 0.495, 0.505, 0.7$, corresponding respectively to the dash-dotted, dashed and solid blue curves, and to the solid and dotted red curves. Lines of constant T/ϕ_0 intersect the curves in two points or not at all, illustrating that for given intensive variables, there are always either two black hole solutions or none at all. *Right:* planar black hole phase diagram. The colored region has two black holes, the white has none. It corresponds to the gaps in accessible temperatures for the curves on the left. The dotted lines denote the Reissner-Nordstrom locus, where one of the planar solutions has no scalar hair. In the white gap, the background becomes unstable to soaking up Q_0 charge as discussed in remark 5 in the previous section.

4.5 The planar/large black hole limit

It is often simpler to work in a limit in which we can effectively replace the spherical S^2 black hole geometry by an \mathbb{R}^2 planar one. This is achieved by zooming in on a small solid angle of the geometry, say around the north pole, while simultaneously scaling up all extensive quantities. In the dual CFT this limit can be thought of as a thermodynamic limit in which the system of interest is living on a flat two-dimensional plane and in contact with a heat reservoir with which it can exchange energy and charge, through a far away boundary.

The required scalings parallel those used in [106] in the RN case. Introducing a new radial coordinate $\rho > 0$ related to the old one r by $r = r_+ + \rho$, we put:

$$u_0 = \lambda \bar{u}_0, \quad u_1 = \lambda \bar{u}_1, \quad r_+ = \lambda^3 \bar{r}_+, \quad \rho = \lambda \bar{\rho}, \quad t = \bar{t}/\lambda, \quad \theta = \bar{\theta}/\lambda, \quad \phi = \bar{\phi}, \quad (4.13)$$

sending $\lambda \rightarrow \infty$ while keeping the barred quantities fixed. For the conformal boundary metric we thus get $d\Omega_2^2 = d\theta^2 + \sin^2 \theta d\phi^2 \rightarrow (d\bar{\theta}^2 + \bar{\theta}^2 d\bar{\phi}^2)/\lambda^2$. The quantity in brackets is the flat planar metric in polar coordinates; let \bar{x}, \bar{y} be the corresponding Cartesian coordinates. Then in the limit $\lambda \rightarrow \infty$ the metric and scalar (3.1) become⁹

$$ds^2 = -\bar{V} d\bar{t}^2 + \frac{1}{\bar{V}} d\bar{\rho}^2 + \bar{W} (d\bar{x}^2 + d\bar{y}^2), \quad y = \sqrt{\frac{\bar{u}_0 + \bar{\rho}}{\bar{u}_1 + \bar{\rho}}}, \quad (4.14)$$

⁹Explicit factors of ℓ or v do not appear here because we are still working in the rescaled invariant coordinates of section 3.5, including for the metric and coordinates.

where

$$\bar{V} = \frac{2\bar{r}_+\bar{\rho} + (\bar{u}_0 + \bar{\rho})(\bar{u}_1 + \bar{\rho})^3 - \bar{u}_0\bar{u}_1^3}{\sqrt{(\bar{u}_0 + \bar{\rho})(\bar{u}_1 + \bar{\rho})^3}}, \quad \bar{W} = \sqrt{(\bar{u}_0 + \bar{\rho})(\bar{u}_1 + \bar{\rho})^3}. \quad (4.15)$$

The gauge potentials (3.8) remain unchanged, apart from the small θ expansion:

$$\bar{A}^0 = \bar{\phi}_0 \left(\frac{\bar{u}_0}{\bar{u}_0 + \bar{\rho}} - 1 \right) d\bar{t}, \quad \bar{A}^1 = -\frac{1}{4} \bar{P}_1 \bar{\theta}^2 d\bar{\phi}, \quad (4.16)$$

$$\bar{B}_0 = -\frac{1}{4} \bar{Q}_0 \bar{\theta}^2 d\bar{\phi}, \quad \bar{B}_1 = -\bar{\phi}_1 \left(\frac{\bar{u}_1}{\bar{u}_1 + \bar{\rho}} - 1 \right) d\bar{t}. \quad (4.17)$$

Here we used the relations (3.10), $Q_0 = u_0\phi_0/3$ and $P_1 = 4u_1\phi_1$. In fact the original spherical solution differs from this one only in that we have dropped a term $\bar{\rho}^2/\lambda^2$ in the numerator of \bar{V} . Under this scaling we have $M \sim \lambda^3$, $Q_0 \sim \lambda^2$, $P_1 \sim \lambda^2$, $\phi_I \sim \lambda$, $T \sim \lambda$. In the global phase diagram discussed in section 4.3, the planar limit thus corresponds to going along diagonal rays out to infinity. Analogous to (4.13) we can introduce barred quantities for these physical variables. These satisfy largely the same relations as the unbarred quantities in section 4.3, except that the constant +1 drops out in the relation between ϕ_I and Δ_I in (4.7), and that the lower order terms drop out in the expression for the mass in (4.10), so that in fact $\bar{M} = -\bar{r}_+ = -2\bar{F}$. Since the mass must be positive, the free energy of planar black holes must be negative. Similarly, in (4.4), the quadratic terms u_0^2 and u_1^2 under the square roots in the expressions for the potentials drop out in the planar limit. Due to the rescalings, we should consider \bar{M} , \bar{P}^1 and \bar{Q}_0 to be energy and mass densities per unit area.

In what follows we will drop the bars in the notation for the rescaled planar variables; whenever planar black holes are considered, all quantities are understood to be rescaled as indicated above.

For later convenience, let us recapitulate. The energy and mass densities are given in terms of the parameters of the black hole solutions by

$$M = -r_+, \quad Q_0 = \frac{1}{2\sqrt{3}} \sqrt{-2u_0r_+ - u_0u_1^3}, \quad P^1 = \sqrt{3} \sqrt{-2u_1r_+ - u_0u_1^3}, \quad S = \pi \sqrt{u_0u_1^3}. \quad (4.18)$$

The equilibrium values of the intensive quantities are given by

$$T = \frac{2r_+ + 3u_0u_1^2 + u_1^3}{4\pi\sqrt{u_0u_1^3}}, \quad \phi_0 = \frac{\sqrt{3}}{2} \frac{\sqrt{-2u_0r_+ - u_0u_1^3}}{u_0}, \quad \phi_1 = \frac{\sqrt{3}}{4} \frac{\sqrt{-2u_1r_+ - u_0u_1^3}}{u_1}. \quad (4.19)$$

The energy and charge densities can be obtained from the temperature and potentials by eliminating r_+ , u_0 and u_1 from the above equations. This can be reduced to solving

$T = \frac{\Delta_0 + 3u_1^2}{4\pi u_1} \sqrt{\frac{\Delta_1 + u_1^2}{\Delta_0 + u_1^2}}$ for u_1 , where $\Delta_0 \equiv -\frac{4}{3}\phi_0^2$ and $\Delta_1 \equiv -\frac{16}{3}\phi_1^2$. This equation has zero or two solutions u_1 , from which we then get the extensive variables:

$$M = \frac{u_1}{2} \frac{u_1^4 - \Delta_0\Delta_1}{\Delta_0 + u_1^2}, \quad Q_0 = \frac{u_1\phi_0}{3} \frac{\Delta_1 + u_1^2}{\Delta_0 + u_1^2}, \quad P_1 = 4u_1\phi_1, \quad S = \pi u_1^2 \sqrt{\frac{\Delta_1 + u_1^2}{\Delta_0 + u_1^2}}. \quad (4.20)$$

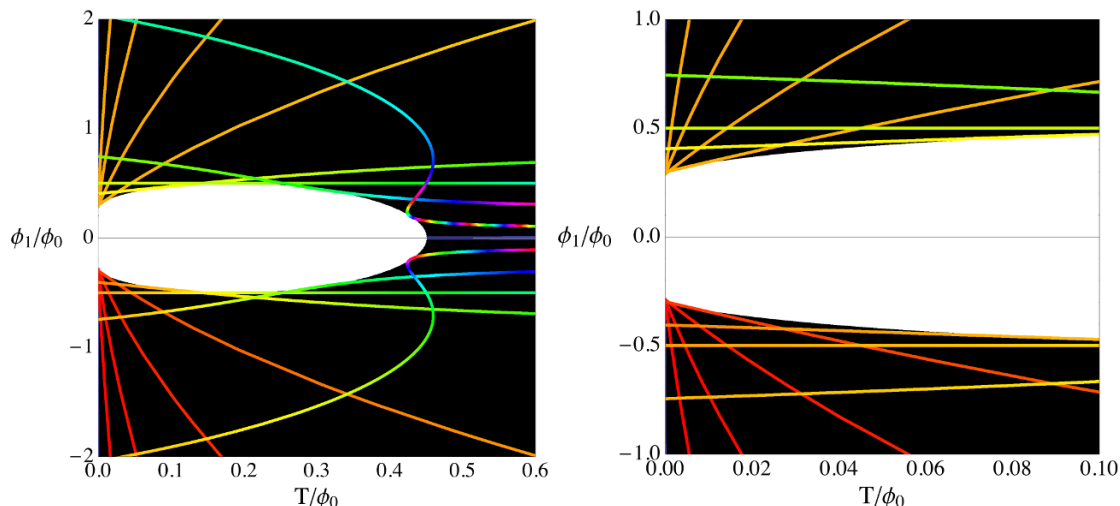


Figure 5. Lines of constant charge for $P^1 = 1$, $\pm Q_0 = 10^{-5}, 10^{-4}, 10^{-3}, 10^{-2}, 10^{-1}, 1/6, 0.316, 1$, with the larger values of $|Q_0|$ being closest to the $\phi_1 = 0$ axis at high temperatures. The value $Q_0 = 1/6$ corresponds to the Reissner-Nordstrom solution. In the lower half of the plane, the hue of the lines goes up according to entropy (going up in red to yellow direction), while in the upper half of the plane, the mass (=free energy) is indicated in this way. The lower values of $|Q_0|$ have the lower free energy and entropy. The stable and unstable branches connect at the boundary of the white gap.

It is possible to write a polynomial relation between entropy, energy and charge densities, which can be viewed as the black brane equation of state:

$$(S^2 + 12 \pi^2 Q_0^2)(3 S^2 + \pi^2 P_1^2)^3 = 432 \pi^6 M^4 S^2. \quad (4.21)$$

Notice that we get (by construction) an additional scaling symmetry $X \rightarrow \lambda^{n_3} X$ besides those listed in section 3.5, with scaling exponents k given by

	v	ℓ	r_+	u_0	u_1	M	Q_0	P^1	S	T	ϕ_0	ϕ_1	ρ
n_3	0	0	3	1	1	3	2	2	2	1	1	1	1

This scaling is that of a CFT in a 2d box of fixed size L , in the limit that T and the ϕ_I are all much larger than the IR cutoff $1/L$ imposed by the box. Thermodynamic quantities will only depend nontrivially on scale invariant ratios. This allows us to plot the full planar phase diagram in terms of the two scale-invariant variables, for example T/ϕ_0 and ϕ_1/ϕ_0 as shown in the panel on the right of figure 4.

4.6 Hyperscaling violating limits

Upon setting P_1/Q_0 or Q_0/P_1 to zero, as was the case for most degenerations discussed in section 4.3, our planar backgrounds reduce to the hyperscaling violating geometries studied in [110–114] and other recent works. These are characterized in general by a dynamic critical exponent z and a hyperscaling violation exponent θ , parametrizing the radial scaling behavior of the metric (cf. eq. (1.1) of [111]).

To see this, we fix the temperature T and use (4.4) to write $r_+ = -\frac{3}{2}u_0u_1^2 - \frac{1}{2}u_1^3 + 2\pi T\sqrt{u_0u_1^3}$, and obtain from (4.15)

$$V = \frac{4\pi T\sqrt{u_0u_1^3}\rho + 3(u_0u_1 + u_1^2)\rho^2 + (u_0 + 3u_1)\rho^3 + \rho^4}{W}, \quad W = (\rho + u_0)^{1/2}(\rho + u_1)^{3/2}. \quad (4.22)$$

For finite nonzero u_0 and u_1 , the solution is regular; in particular when $T = 0$ it has an $\text{AdS}_2 \times \mathbb{R}^2$ near horizon geometry. However if we send $u_1 \rightarrow 0$ then for $\rho \ll u_0$:

$$ds^2 = -u_0^{1/2}\rho^{3/2}dt^2 + \frac{d\rho^2}{u_0^{1/2}\rho^{3/2}} + u_0^{1/2}\rho^{3/2}(dx^2 + dy^2), \quad y = \sqrt{u_0/\rho}. \quad (4.23)$$

This is a hyperscaling violating geometry with $\theta = -1$ and $z = 1$. Similarly, if we send $u_0 \rightarrow 0$ then for $\rho \ll u_1$:

$$ds^2 = -3u_1^{1/2}\rho^{3/2}dt^2 + \frac{d\rho^2}{3u_1^{1/2}\rho^{3/2}} + u_1^{3/2}\rho^{1/2}(dx^2 + dy^2), \quad y = \sqrt{\rho/u_1}. \quad (4.24)$$

This is a hyperscaling violating geometry with θ and z tending to infinity with the ratio $\eta \equiv -z/\theta = 1$ fixed. Notice that the above metric (4.24) is conformal to $\text{AdS}_2 \times \mathbb{R}^2$. These geometries were studied in the context of the $U(1)^4$ truncation of $\mathcal{N} = 8$ gauged supergravity in [115].

To see what this limit corresponds to in our phase diagram, we use the various relations summarized in the previous section, obtaining $\phi_0 = \frac{\sqrt{3}}{2}\sqrt{3u_1^2 - 4\pi T\sqrt{u_1^3/u_0}}$ and $\phi_1 = \frac{\sqrt{3}}{4}\sqrt{u_1^2 + 2u_0u_1 - 4\pi T\sqrt{u_0u_1}}$, and from this the charges $Q_0 = u_0\phi_0/3$ and $P_1 = 4u_1\phi_1$. Notice that for these expressions to be real, and therefore the solution to be physical, T must be bounded above for a given u_0, u_1 . Specifically when $u_1 \rightarrow 0$, we need $4\pi T < \sqrt{u_0u_1} \rightarrow 0$ and when $u_0 \rightarrow 0$, we need $4\pi T < 3\sqrt{u_0u_1} \rightarrow 0$.

Thus, when $u_0 \rightarrow 0$ (metric (4.24)), we get $\phi_0 \propto u_1$, $\phi_1 \propto u_1$ and $T \propto \sqrt{u_0u_1}$, implying $T/\phi_0 \rightarrow 0$ while ϕ_1/ϕ_0 remains finite and tunable to any desired value satisfying $|\phi_1/\phi_0| > 1/\sqrt{12}$. Hence this limit corresponds to the zero temperature boundary in the phase diagram figure 4. The charge ratio in this limit is $P_1/Q_0 \propto u_1/u_0 \rightarrow \infty$, that is the black hole becomes purely D4-charged in this limit.

Similarly, when $u_1 \rightarrow 0$, we get $\phi_1/\phi_0 \rightarrow \infty$, while T/ϕ_1 remains finite; this is the boundary at infinity in figure 4. The charge ratio is $P_1/Q_0 \propto \sqrt{u_1/u_0} \rightarrow 0$; the black hole becomes purely D0-charged in this limit.

Besides the $u_0 \rightarrow 0$ solutions we just described, there are also regular $T = 0$ solutions with u_0 and u_1 finite that have $\text{AdS}_2 \times \mathbb{R}^2$ near-horizon geometries. Their free energy is $F = -\frac{4}{3}\phi_0\phi_1^2 + \frac{1}{27}\phi_0^3$, whereas the free energy of the $u_0 = 0$ solution is $F = -\frac{16}{3\sqrt{3}}\phi_1^3$. Away from the boundary point $\phi_1/\phi_0 = 1/\sqrt{12}$, the latter is always lower than the former, so the hyperscaling-violating geometry is always thermodynamically preferred. At the boundary point, the two solutions coincide.

The entropy $S = \pi\sqrt{u_0u_1^3}$ vanishes when $u_0 = 0$ or $u_1 = 0$. Hence we conclude that at $T = 0$, the system under study has vanishing entropy in its thermodynamically preferred state; it does not suffer from the entropy anomaly typical for Einstein-Maxwell setups with scalar-independent couplings.

4.7 Clumping instability

The grand canonical ensemble has an instability for all values of the parameters, perturbative for some, nonperturbative for others, because at fixed temperature and potentials, the free grand canonical free energy $F = M - TS - \phi_0 Q_0 - \phi_1 P^1$ is unbounded from below. The unbounded direction corresponds to infinite D0-charge density Q_0 keeping the D4-charge density P^1 fixed. This limit can be reached e.g. by letting $u_0 \rightarrow \infty$ with $u_1 = c u_0^{-1/3}$ and $r_+ = -\frac{3c^2}{2} u_0^{1/3}$. Using (4.18) this gives $Q_0 \approx \frac{c}{2} u_0^{2/3}$, $P^1 \sim c^{3/2}$, $M = -r_+ \sim P^1 \sqrt{|Q_0|}$, $S \sim c^{3/2}$, and (dropping irrelevant numerical factors):

$$F \sim P^1 \sqrt{Q_0} - TP^1 - \phi_0 Q_0 - \phi_1 P^1. \tag{4.25}$$

For $\phi_0 \neq 0$, this is unbounded below when $Q_0 \rightarrow \infty$. Thus, once the D0-density is sufficiently large, the system will be able to lower its free energy without bound by sucking in D0-charge from the reservoir. The local (wannabe) equilibrium values of the temperature and potentials scale as $T \sim P_1^2/Q_0^{3/2}$, $\phi_1 \sim \sqrt{Q_0}$, $\phi_0 \sim P^1/\sqrt{Q_0}$. So we see that the local equilibrium chemical potential ϕ_0 in fact *decreases* with Q_0 , in other words we get a negative capacitance, hence the runaway instability.¹⁰

On the other hand, as suggested by (4.25) and as can be checked more generally, for smaller values of Q_0 , the free energy slope goes the other way, towards zero Q_0 . So for sufficiently small values of Q_0 , the instability is nonperturbative; a free energy density barrier must be overcome before the runaway regime is reached.

Notice that for the D4-charge density there is no such instability. If we similarly take $P^1 \rightarrow \infty$ while keeping Q_0 fixed (which requires scaling $u_0 \sim u_1^{-3}$ and $r_+ \sim -u_1^3$), we obtain $S \sim 1$, $M \sim |P_1|^{3/2}$, so $F \sim |P_1|^{3/2} - \phi_1 P^1 + \dots$, which is bounded and stable. The crucial difference between the two is the asymptotic growth of the energy with the charge, which has an exponent $1/2 < 1$ for the D0 and $3/2 > 1$ for the D4 charge.

To have a physically more stable setup, we could therefore work for example at fixed temperature and fixed charges rather than at fixed temperature and fixed chemical potentials. This will eliminate the runaway charge transfer from the reservoir, but nevertheless there will be a remnant in the form of a clumping instability, i.e. towards formation of inhomogeneities. This is because we can consider any finite subregion of our black brane horizon to be a system held at fixed potentials, with the remainder of the brane playing the role of reservoir. The D0-charge accumulation instability will now correspond to a thermodynamic instability towards accretion of D0-charge in the subregion.

This can be seen more directly. At fixed temperature and fixed total brane charges, the thermodynamically preferred equilibrium state is the state that minimizes the canonical free energy $F_c = M - TS$. This includes minimization over possible inhomogeneities in the charge and energy densities. Now imagine concentrating a total amount of charge $Q_{0,\text{tot}}$ in some finite area A , giving a charge density $Q_0 = Q_{0,\text{tot}}/A$, and let us assume we are in the high D0-charge density regime described earlier. Keeping the D4-charge density P^1 fixed, we thus obtain a region with a canonical free energy density $F_c \sim \sqrt{Q_0} \sim \sqrt{Q_{0,\text{tot}}}/\sqrt{A}$.

¹⁰Somewhat different limits can be considered to produce different asymptotics of the temperature and potentials, but the feature of having $d\phi_0/dQ_0 < 0$ persists.

The contribution to the *total* free energy of this region is therefore $\Delta F_{c,\text{tot}} \sim \sqrt{Q_{0,\text{tot}}}\sqrt{A}$, which becomes smaller when $A \rightarrow 0$. It is thus thermodynamically favored to concentrate the charge $Q_{0,\text{tot}}$ into an ever smaller area $A \rightarrow 0$, since in addition also the surrounding region will decrease its free energy in this way (as it lowers its D0-charge density). Thus, according to this simple-minded thermodynamic picture, the initially homogeneous D0-charge will tend to implode into point-like chunks.

This analysis is of course rather crude. We have not taken into account possible quantum or stringy corrections, which become important in the singular limit under consideration, and may well regulate the singularities. We have not taken into account density gradient contributions to the energy, which would give rise to bubble wall tensions and may also regulate singularities. Finally, even within these approximations, we have fixed by hand the D4-charge density, but in general this density will also run. This may lead for instance to a complete separation of charge, with pure D0-dots inside a pure D4-sea. In any case, to determine the true final state, a more detailed analysis is clearly in order, but this falls outside the scope of this paper.

5 Bound states

We now proceed to establish the existence of bound states of these black holes with suitably charged probes. The probes are assumed much heavier than the AdS scale, and in particular they can be black holes themselves, as long as they are much smaller than the length scales set by the background solution. We compute the probe potentials from (2.9); a local minimum indicates a bound state. We take the probe potential to be zero at the horizon, so negative/positive values of the potential energy indicate stable/metastable bound states. On the other hand, since the probes are massive, an escape to infinity would require an infinite amount of energy; the global AdS metric acts as a confining box. This is a significant difference with the asymptotically flat case studied in [68].

Most of our analysis is numerical. We provide some analytic results in the planar zero temperature limit in section 5.5.

5.1 Probe potential and validity of the approximation

Consider a probe with (D6,D4,D2,D0)-brane charge (p^0, p^1, q_1, q_0) . In the spirit of section 3.5 it will be convenient to introduce rescaled charges

$$\hat{p}^0 = v^2 \frac{p^0}{g}, \quad \hat{p}^1 = v \frac{p^1}{g}, \quad \hat{q}_1 = \frac{q_1}{g}, \quad \hat{q}_0 = \frac{1}{v} \frac{q_0}{g}, \quad (5.1)$$

with g an at this point arbitrary constant. This differs from the rescaling used for the background black hole charges (3.18) in that there is no factor of N involved here; in its place we now have g , which we can think of as parametrizing the order of magnitude of the probe charges. We do this because we want to keep the quantized probe charges fixed and finite while taking the $N \rightarrow \infty$ limit. Notice that since charge is quantized in order 1 units in our conventions, the hatted probe charges are quantized in units given by the above scaling factors. At fixed finite v , these can be made arbitrarily small by

taking g large, making the rescaled charges effectively continuous. Furthermore, ratios of probe to background charges, masses and length scales will involve the rescaled variables (tilde-variables for the background, hatted variables for the probes) and a universal overall factor $\frac{g}{N}$. For example $\frac{q_0}{Q_0} = \frac{g}{N} \frac{\hat{q}_0}{\hat{Q}_0}$ and, using (2.11), $\frac{m_{p_0 D6}}{M} \sim \frac{g}{N} \frac{\hat{p}^0}{\hat{M}}$. The discussion in section 2.3 implies that for order 1 rescaled probe charges, the probe black hole entropy will be of order $g^2 v^{-1}$, hence the ratio of its linear size over the AdS length scale will be of order $g v^{-1/2} \ell_p / \ell = \frac{g}{N}$. Thus, for finite rescaled variables, the probe approximation will be justified provided $g \ll N$.

The static potential V_p obtained from (2.9) and the solutions described in section 3.1 consists of two parts, a gravitational part $V_{\text{grav}}(r) = \sqrt{V(r)} m_\gamma(y(r))$ and an electromagnetic part $V_{\text{em}} = q_I A^I - p^I B_I$. Explicitly

$$V_p = \frac{gN}{\ell v} \hat{V}_p, \quad \hat{V}_p = \hat{V}_{\text{grav}} + \hat{V}_{\text{em}}, \quad (5.2)$$

with:

$$\hat{V}_{\text{grav}} = \frac{\sqrt{3}}{2} \sqrt{(\rho(\rho + 2r_+) + f_0 f_1^3 - u_0 u_1^3) \left[\left(\frac{\hat{p}_1}{2f_1} + \frac{\hat{q}_0}{f_0} \right)^2 + \frac{f_0}{f_1} \left(\frac{\hat{p}_0}{6f_1} - \frac{\hat{q}_1}{f_0} \right)^2 \right]}, \quad (5.3)$$

and

$$\hat{V}_{\text{em}} = -\frac{\phi_0 \hat{q}_0 \rho}{f_0} - \frac{\phi_1 \hat{p}^1 \rho}{f_1}, \quad (5.4)$$

where as before

$$f_0 = \rho + u_0, \quad f_1 = \rho + u_1, \quad \rho \equiv r - r_+. \quad (5.5)$$

The radial coordinate ρ vanishes at the horizon. In the above expressions, the background variables are understood to be rescaled as in section 3.5, but we have suppressed the tildes here.

In contrast to the background metric and scalar, the probe potential is qualitatively altered when flipping the sign of Q_0 or P^1 . Because of this we have to consider both possible signs of ϕ_1/ϕ_0 separately. Notice however that we still have the following symmetry:

$$(\hat{p}^0, \hat{p}^1, \hat{q}_1, \hat{q}_0) \rightarrow (-\hat{p}^0, +\hat{p}^1, -\hat{q}_1, +\hat{q}_0). \quad (5.6)$$

This allows us to assume $\hat{p}^0 \geq 0$ without loss of generality.

Finally let us check the claim made in section 2.3 that from the probe point of view the background temperature is effectively zero. The fraction of the probe's energy that is thermal when it has the same temperature as the background is, for order 1 values of the rescaled variables, $T s_\gamma / m_\gamma \sim (g^2 v^{-1}) / (gN v^{-1}) = g/N$, so again if $g \ll N$, the probe will effectively be extremal.

In what follows we will mostly drop the hats (and tildes) in our notation, which is equivalent to setting $\ell \equiv 1$, $N \equiv 1$, $v \equiv 1$, $g \equiv 1$. To restore the factors ℓ , N , v and g in equations, one should keep in mind the following scaling weights: $[\ell] = (1, 0, -1, 0)$, $[v] = (0, 1, 0, 0)$, $[N] = (1, \frac{1}{2}, 0, 0)$, $[g] = (0, \frac{1}{2}, 0, 1)$. The first two entries correspond to the weights (n_1, n_2) for background quantities given in section 3.5, the third one is the mass

dimension, and the fourth one indicates nonzero only for quantities involving the probe; it indicates the scaling with the overall size (charge/mass) of the probe. For example the weights of the probe potential are $[V_p] = (0, 0, -1, 1)$, hence $V_p \propto gN/v\ell$. We will restore the original factors in the concluding sections.

5.2 Thermodynamic interpretation

When a small probe charge is expelled from a black hole, the black hole entropy changes by an amount

$$\delta S_{\text{BH}} = \frac{1}{T} \delta E_{\text{BH}} - \frac{\phi_0}{T} \delta Q_{0,\text{BH}} - \frac{\phi_1}{T} \delta P_{\text{BH}}^1. \tag{5.7}$$

Here we used the microcanonical definitions of temperature and chemical potentials, taking into account that the potentials for D2 and D6 charge are zero. Conservation of charge implies $\delta Q_{0,\text{BH}} = -q_0$ and $\delta P_{\text{BH}}^1 = -p^1$. Conservation of energy implies $\delta E_{\text{BH}} = -E_p^{\text{tot}}$, where E_p^{tot} is the sum of the probe's rest mass energy plus the binding energy due to the probe-black hole interaction. Up to an additive constant E_0 this equals the natural total energy E_p obtained from the probe action given in section 2.3:

$$E_p^{\text{tot}} = E_p + E_0, \quad E_p \equiv V_p + E_p^{\text{kin}}, \tag{5.8}$$

where V_p is the probe potential derived there, and E_p^{kin} is the probe kinetic energy. The additive constant E_0 is easily obtained by considering a probe at rest asymptotically far away from the black hole. In this case there is no binding energy so E_p^{tot} is just the probe's gravitational rest mass energy V_{grav} , defined in (5.3). On the other hand in this situation we have $E_p = V_p = V_{\text{grav}} - q_0\phi_0 - p^1\phi_1$, as can be seen from (5.4). Hence $E_0 = q_0\phi_0 + p^1\phi_1$. Putting everything together, the constant term cancels with the other potential dependent terms in δS_{BH} , leaving us with the simple result

$$\delta S_{\text{BH}} = -\frac{E_p}{T}, \tag{5.9}$$

where $E_p = V_p(\rho) + E_p^{\text{kin}}$. The change in the total microcanonical entropy of the system for a given final state $|\alpha\rangle$ of the probe viewed as a particle (here α is a one particle state label which includes charge and energy E_p) is thus

$$\delta S|\alpha = S_p - \frac{E_p}{T} \equiv -\frac{F_p}{T}, \tag{5.10}$$

where S_p is the probe's internal entropy. Recall that $V_p/T \propto \frac{gN}{v}$ while $S_p \propto \frac{g^2}{v}$, so in the probe limit $g \ll N$, the probe's internal entropy contribution to F_p is generically subleading.

In the planar limit it is also natural to take the system \mathcal{S} of interest to correspond to a finite (but parametrically large) part of the xy -plane, with the remainder of the plane viewed as the reservoir. In this case, by definition, $\delta S_{\text{tot}} = -\delta F_{\mathcal{S}}/T$, and (5.10) reduces to

$$\delta F_{\mathcal{S}} = F_p. \tag{5.11}$$

We can now take the system size to infinity, and view this as a formula for the change of total free energy in the grand canonical ensemble.

Thus, in equilibrium, the probability of finding a single probe in a given state α relative to the probability of having no probes is $e^{-F_\alpha/T}$. In particular we see that if the minimum of the probe potential is negative, ejecting such probes is thermodynamically preferred at large N , while if it is positive, swallowing them is preferred. If F_α is positive for all possible probe charges, we get a cold, exponentially dilute gas in the large N limit (so interactions can be neglected), with average occupation number of the 1-particle state $|\alpha\rangle$ given by

$$\langle N_\alpha \rangle = e^{-F_\alpha/T}. \tag{5.12}$$

Alternatively these occupation numbers can be obtained by considering the thermal atmosphere of the black hole as a statistical mechanical system in the grand canonical ensemble, with the black hole acting as a reservoir. We do not distinguish between Bose or Fermi statistics here because the gas is dilute (the average occupation number is e^{-N} suppressed).

The average number of probe particles of a given charge γ is obtained (still in the dilute gas approximation) by summing this over all fixed charge 1-particle states, or semiclassically by integrating over the relevant phase space volume.¹¹ This is detailed in appendix A. The final result for the semiclassical spatial number density of particles of charge γ is (equation (A.8) in the appendix):

$$\langle n_\gamma(\vec{x}) \rangle = \frac{1}{(2\pi)^3} \frac{4\pi W}{V^2} \sqrt{\frac{\pi}{2}} (V_{\text{grav},\gamma} T)^{3/2} \Omega(\gamma) e^{-V_p,\gamma/T}, \tag{5.13}$$

where $\Omega(\gamma) = 1$ if the probe is a structureless particle and $\Omega_p(\gamma) = e^{S_p(\gamma)}$ if the probe is a black hole. The expected total number of probes of charge γ in a spatial region \mathcal{R} is then given by $\int_{\mathcal{R}} d^3x \langle n_\gamma(\vec{x}) \rangle$.

5.3 Probe bound states for spherical black holes

We will focus in particular on bound states with “pure fluxed D6” probes — these are probes with charges $\hat{\gamma} = (\hat{p}^0, \hat{p}^1, \hat{q}_1, \hat{q}_0)$ defined by expanding $e^{\kappa x} = 1 + \hat{p}^1 x + \hat{q}_1 x^2 - \hat{q}_0 x^3 + \mathcal{O}(x^4)$, i.e.:

$$\hat{\gamma} = \left(1, \kappa, \frac{\kappa^2}{2}, -\frac{\kappa^3}{6} \right) \rightsquigarrow \gamma = \frac{g}{v^2} \left(1, \kappa v, \frac{(\kappa v)^2}{2}, -\frac{(\kappa v)^3}{6} \right), \tag{5.14}$$

in other words $b = n = 0$ in the parametrization introduced at the end of section 2.3. Such probes can be thought of as wrapped D6-branes with worldvolume flux $F_2 \propto \kappa v$ turned on, which lift to smooth, locally Taub-NUT “bubbling” geometries in M-theory [116, 117]. The motivation for this restriction is in part simplifying the search for bound states, and in part the observation made in [68] that in the asymptotically flat case, at least in a large part of parameter space, these charges form bound states more easily than any other charge which has a single centered realization. Numerical explorations in the present setup confirm this, although we do not investigate this exhaustively.

¹¹If extended all the way to the horizon $\rho = 0$, this phase space volume is actually infinite due to the infinite redshift. Similarly, with Dirichlet boundary conditions at the horizon, the naive sum over quantum states is infinite, for the same reasons. At the same time, and related to this, the dilute gas approximation breaks down near the horizon, since $V_p(\rho) \rightarrow 0$ when $\rho \rightarrow 0$. Thus we can only make reliable statements for the average number of probes at separations larger than some IR cutoff ρ_* .

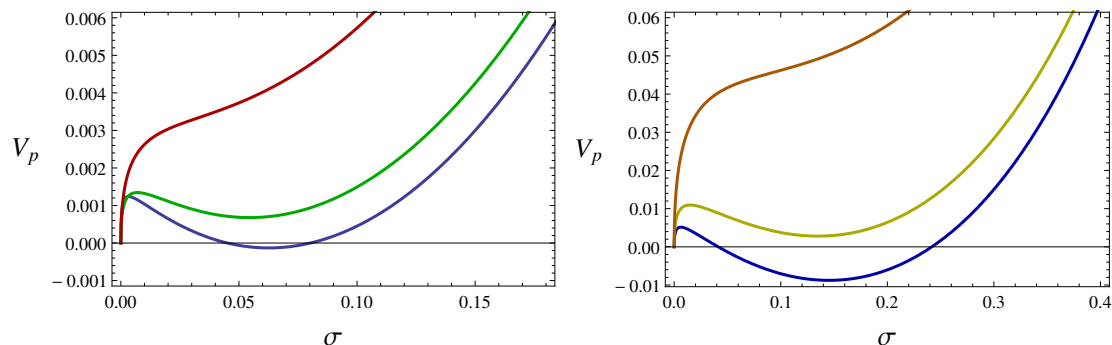


Figure 6. Probe potentials at different temperatures for $\phi_1/\phi_0 = -0.49$ and $\phi_0 = 1.15$. The coordinate σ used here is defined as $\sigma \equiv \rho/(1 + \rho)$. The plots are made for pure fluxed D6 probes. *Left:* $\kappa = 0.2908$ and the probe potential is plotted for $T = 0.01, 0.02$, and 0.04 for probes around the stable background. *Right:* $\kappa = 1.0566$ and the probe potential is plotted for $T = 0.01, 0.02$ and 0.06 for probes around the unstable background.

The search for bound states proceeds by looking for local minima of $V_p = V_{\text{grav}} + V_{\text{em}}$ defined in equations (5.3) and (5.4), for all possible values of κ . This is done numerically. Note that $V_p = 0$ at the event horizon and therefore probe bound states with $V_p < 0$ are thermodynamically favorable configurations as explained in section 5.2. Thus, such bound states are stable, and conversely, local minima of the probe potential such that $V_p > 0$ are metastable to tunneling into the black hole. Some examples are shown in figure 6.

A universal feature we observe is that for any given (ϕ_0, ϕ_1) all bound states with fixed charges disappear at sufficiently high temperatures (depending on the probe charge). Intuitively the reason is clear: when the temperature is increased, black holes gain mass rather than charge, the gravitational pull becomes stronger, and eventually gravitational collapse is inevitable — the probe is pulled into the black hole.

We display the existence regions of probe bound states in figures 7–10 which correspond to slices of phase space where the background potentials satisfy $\phi_1/\phi_0 = \pm 0.49, \pm 0.6$ and ± 1 . The bound state existence regions have many common features which we describe below.

1. Bound states around the stable black hole background —the black hole with lowest free energy— are represented by the green and yellow regions with labels $(s \pm)$ in figures 7–10. The green $(s -)$ regions demarcate where stable bound states exist, in the sense that these bound states have negative potential energy. Metastable bound states live in the yellow $(s +)$ regions. Bound states around the unstable black hole background are shown in the orange $(u +)$ and blue $(u -)$ regions of our diagrams, with the $(u -)$ regions representing stable bound states and $(u +)$ regions labelling metastable bound states.
2. Recall that the probes are sensitive to the signs of ϕ_0 and ϕ_1 . Figures 7, 8 and 10 are slices of phase space where the potentials satisfy, respectively, $\phi_1/\phi_0 = \pm 0.49, \pm 0.6$ and ± 1 , with the minus sign holding in the left hand columns. When the potentials have opposite sign, there exist stable bound states between the probe and the black

holes. As in [68], in a small region, there also exist stable (negative energy) bound states when the potentials have the same sign. In this case the $(u -)$ bound states lie in a thin sliver below the lower dotted line (where Δ_1 changes sign). This happens for $\phi_1/\phi_0 > 1/2$ for arbitrarily high T .

3. The $(u \pm)$ regions disappear as we cross the lower dotted line from below. This is expected since the background to which the probes are bound have diverging charge as we cross the dotted line from below and stop existing altogether above it. One caveat is shown in figure 7 where the $(u \pm)$ regions seep across the dotted line near the orange dot. These are probes bound to a black hole with negative free energy and are closer in nature to the bound state regions across the white gap than those across the dotted line. Naturally there are no bound states of type $(u \pm)$ above the dotted line when $\phi_1/\phi_0 > 1/2$ as we cross into a region where only one black hole exists.
4. While the $(u \pm)$ bound states generically disappear when crossing the lower dotted line from below, nothing analogous can be said for the $(s \pm)$ bound states above the dotted line as we cross it from above. Since nothing singular happens for the stable backgrounds as the lower dotted line is crossed, this matches with our expectations. A clear example of bound states dipping below the dotted line can be seen in the left hand column of figure 9.
5. When $|\phi_1/\phi_0| = 1$ there are no $(u \pm)$ regions above the dotted lines, even when the potentials have opposite signs. This should not be taken to mean that there are no bound states around the unstable black hole above the dotted line beyond a certain ratio of ϕ_1/ϕ_0 . As in [68], the disappearance of bound states may indicate that the favored probes for forming bound states are not pure fluxed D6 branes in this region of parameter space.
6. In all cases considered, the $(s +)$ regions open up at large ϕ_0 . By this we mean that bound states at large chemical potential exist for larger values of T . This is consistent with the existence of a large region of $(s +)$ bound states in the planar limit as shown in section 5.4 below.

5.4 Probe bound states in the planar limit

One can obtain the probe potential in the planar limit (4.13) either directly from the probe particle action (2.9) or by scaling the parameters in (5.3)–(5.4). In the latter case one must be careful to divide by an overall factor of λ coming from the fact that we have scaled $dt = dt/\lambda$ in the probe action. The planar black hole probe potential equals the spherical black hole potential except that the ρ^2 term under the square root disappears:

$$V_{\text{grav}} = \frac{\sqrt{3}}{2} \sqrt{(2\rho r_+ + f_0 f_1^3 - u_0 u_1^3) \left[\left(\frac{p_1}{2f_1} + \frac{q_0}{f_0} \right)^2 + \frac{f_0}{f_1} \left(\frac{p_0}{6f_1} - \frac{q_1}{f_0} \right)^2 \right]}, \quad (5.15)$$

and

$$V_{\text{em}} = -\frac{\phi_0 q_0 \rho}{f_0} - \frac{\phi_1 p^1 \rho}{f_1}. \quad (5.16)$$

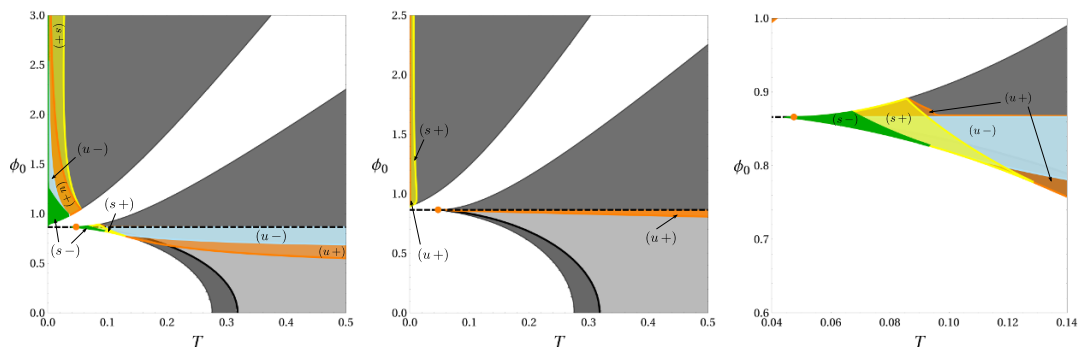


Figure 7. Existence regions for probe bound states with background potentials set at $\phi_1/\phi_0 = \pm 0.49$, with the negative ratio in the left column. We label bound state regions with $(s/u\pm)$. A bound state region labeled s means it forms around the stable black hole and similarly, u regions represents probes bound to the unstable black hole. The \pm denote whether the bound state has positive resp. negative potential energy. States with positive potential energy are unstable to tunneling into the black hole. The grayscale background echoes the background phase diagrams of section 4.3. The rightmost panel shows a close-up near the orange dot cusp for $\phi_1/\phi_0 = -0.49$. Notice that the top corner of the $(s+)$ region smoothly connects to the top corner of the $(u+)$ region. The top of the $(s-)$ region connects to the $(u-)$ region in the same way. This can be understood simply from continuity in the extensive variable u_1 .

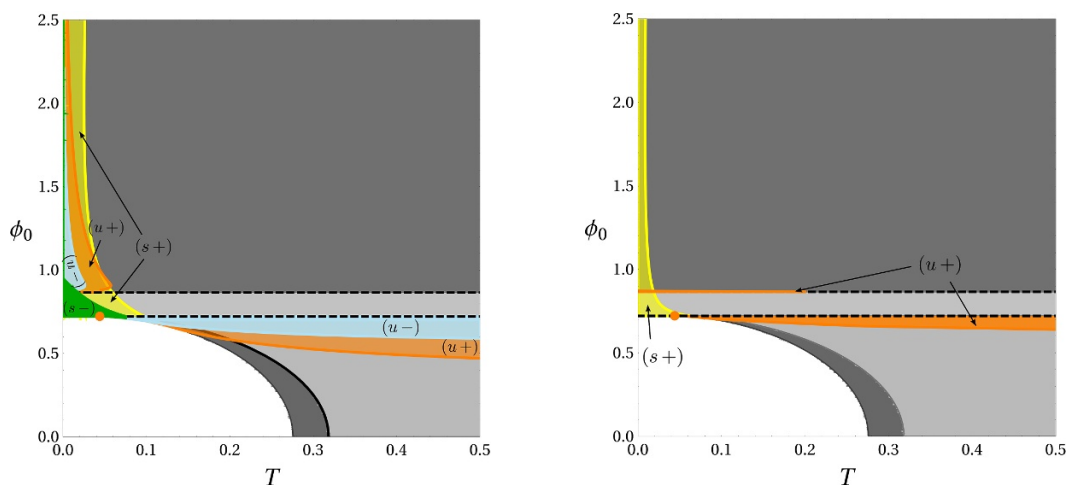


Figure 8. Existence regions for probe bound states with $\phi_1/\phi_0 = \pm 0.6$, with the negative ratio being in the left column.

Because of the extra scaling symmetry discussed in section 4.5, we can scale out the appropriate powers of ϕ_0 from the various quantities occurring in the expression for the potential, reducing its dependence on ϕ_0 to an overall factor. Accordingly all nontrivial dependence of the probe potential on the electric potentials and temperature will be in terms of scale invariant quantities e.g. the ratios ϕ_1/ϕ_0 and T/ϕ_0 . The bound state existence regions are shown in figure 11.

As expected from our spherical analysis, bound states with negative energy only exist when $\phi_1/\phi_0 < 0$. Bound states about the unstable black hole only live in a very thin sliver of parameter space for $\phi_1/\phi_0 > 0$.

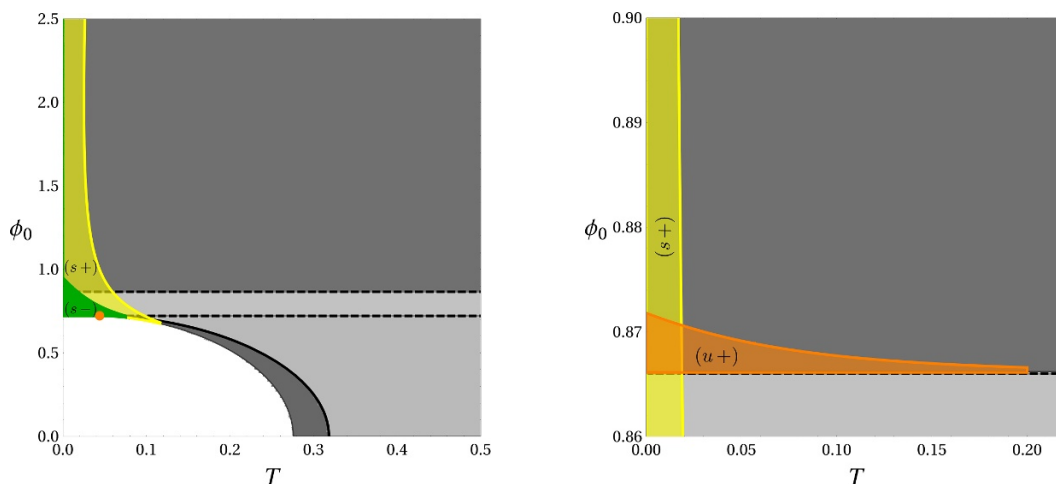


Figure 9. *Left:* probe bound states with $\phi_1/\phi_0 = -0.6$, around the stable background. Note that the $(s \pm)$ regions dip below the dotted line. *Right:* zoom of the $(u +)$ bound states above the dotted line with $\phi_1/\phi_0 = 0.6$.

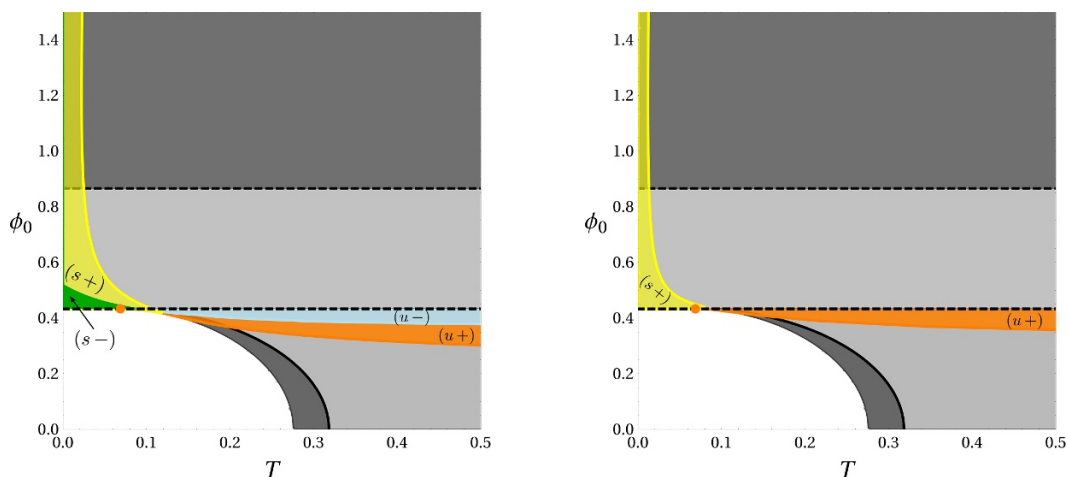


Figure 10. Existence regions for probe bound states with $\phi_1/\phi_0 = \pm 1$, with the negative sign holding in the left hand column.

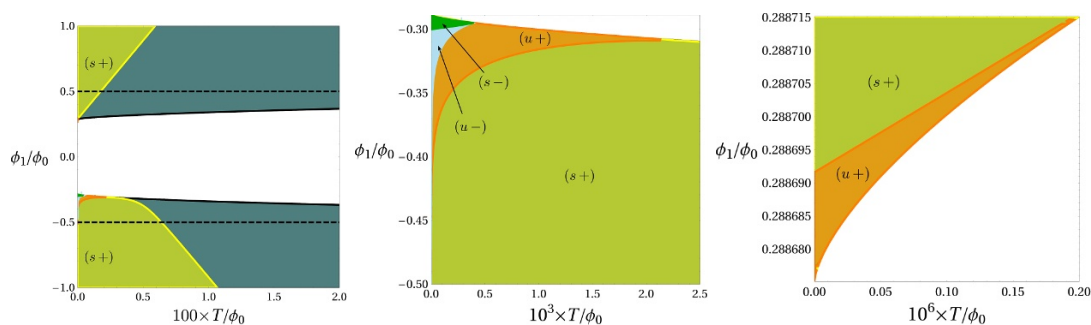


Figure 11. Existence regions for planar bound states. The regions labeled $(s +)$ show bound states around the stable black brane with positive potential energy. If we zoom in closer to small T/ϕ_0 near the boundary of the white gaps, we see more interesting features as shown in the two rightmost panels.

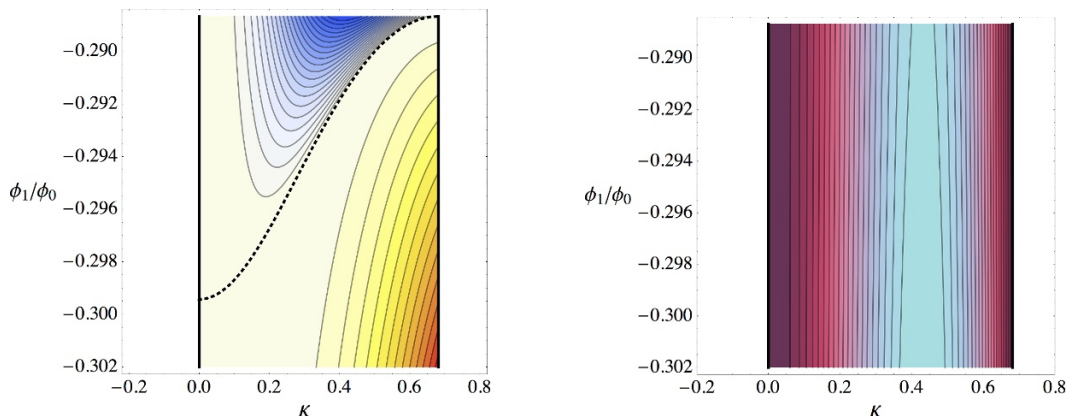


Figure 12. *Left:* minimal values of the potential as a function of probe charge parameter κ and background parameter ϕ_1/ϕ_0 , computed using the expansion of V_p to second order in τ . The minima are negative above the dotted line, positive below. The lowest minimum attained for a given value of ϕ_1 is $V_{\min} \approx -4 \times 10^{-4} \phi_1$. *Right:* separation $\rho_{\text{eq}} = u_1 \tau_{\text{eq}}$ of the minimum from the horizon, where $u_1 = 4|\phi_1|/\sqrt{3}$. Lighter is further away. The rescaled separation τ_{eq} only depends on κ , not on the potentials. The maximal separation is given by $\tau_{\text{max}} \approx 0.025$; at the edge values of κ the separation drops to zero.

5.5 Analytic results for $T = 0$

In simple limits, it is straightforward to confirm our numerical results analytically. At zero temperature, the thermodynamically preferred planar solution is the $u_0 = 0$ solution discussed in section 4.6. In this limit the explicit probe potential for the charges (5.14) becomes quite simple:

$$V_p = \frac{\phi_0 \kappa^3}{6} - \frac{\phi_1 \kappa \tau}{1 + \tau} + \frac{|\phi_1|}{3} \sqrt{(3 + 3\tau + \tau^2) \left(\kappa^2 + \frac{\tau}{1 + \tau} \right)^3}, \quad \tau \equiv \rho/u_1, \quad (5.17)$$

with $u_1 = 4|\phi_1|/\sqrt{3}$. Expanded to first order at small τ , this becomes, say for $\phi_1 > 0$:

$$\frac{V_p}{\phi_1} = \frac{|\kappa|^3}{6} \left(\text{sgn } \kappa \cdot \frac{\phi_0}{\phi_1} + \sqrt{12} \right) + \frac{|\kappa|}{\sqrt{12}} \left(|\kappa|^2 + 3 - \sqrt{12} \text{sgn } \kappa \right) \tau + \mathcal{O}(\tau^2). \quad (5.18)$$

Since we need $|\phi_1/\phi_0| \geq 1/\sqrt{12}$ to have a black hole solution, the zeroth order term is always nonnegative.¹² The first order term is negative if $0 < \kappa < \sqrt{\sqrt{12} - 3} \approx 0.68125$. In this case a bound state exists, which may have negative energy if ϕ_1/ϕ_0 is sufficiently close to $-1/\sqrt{12}$. This is illustrated in figure 12. These observations are consistent with the numerical results of figure 11.

We can repeat this analysis for the thermodynamically disfavored planar solution, again at $T = 0$. In this branch, $u_1 = 2|\phi_0|/3$ and $u_0 = \frac{|\phi_0|}{3}(12\phi_1^2/\phi_0^2 - 1)$. In this limit, V_p is slightly more complicated than (5.17), however expanded to first order in $\tau = \rho/u_0$

¹²The fact that this is nonzero is an artifact of the degenerate limit $u_0 \rightarrow 0$. At any finite u_0 , the potential will drop to zero for $\rho \ll u_0$.

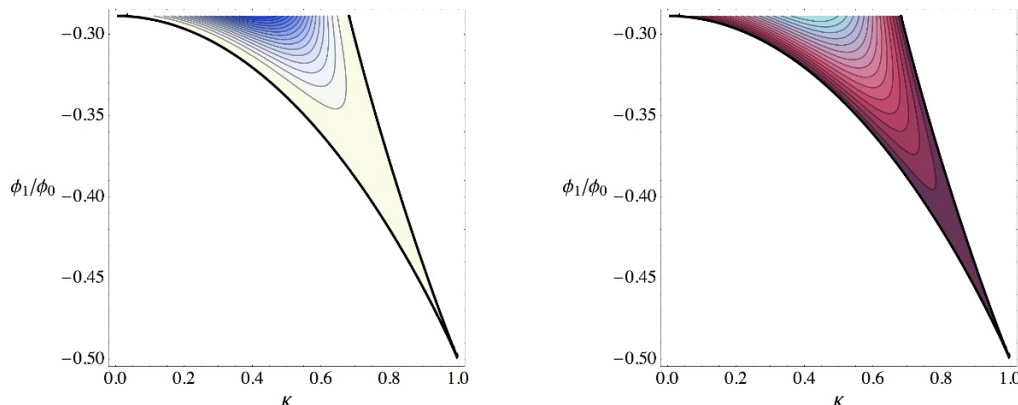


Figure 13. *Left:* minimal values of the potential as a function of probe charge parameter κ and background parameter ϕ_1/ϕ_0 , using the expansion of V_p to second order in τ . Minima exist (and are negative) within the black curve. *Right:* separation $\rho_{\text{eq}} = u_0 \tau_{\text{eq}}$ of the minimum from the horizon. Lighter is further away, along the black curve the distance drops to zero.

we find:

$$\frac{V_p}{|\phi_0|} = \left(-\frac{\kappa^3}{6} - \frac{\kappa \phi_1}{2 \phi_0} \left(12 \frac{\phi_1^2}{\phi_0^2} - 1 \right) + \frac{1}{24} \sqrt{\left(1 + 12 \frac{\phi_1^2}{\phi_0^2} \right) \left(-1 + 2 \kappa^2 + 12 \frac{\phi_1^2}{\phi_0^2} \right)^3} \right) \tau + \mathcal{O}(\tau^2). \quad (5.19)$$

If the coefficient of τ is negative in this expansion, then the potential admits a minimum with negative energy. It is straightforward to check that this only happens for a special range of values with $0 < \kappa < 1$ and $-1/2 < \phi_1/\phi_0 < -1/\sqrt{12}$ shown in figure 13. These results are consistent with those presented in figure 11.

The thick lines in figures 12 and 13 coincide with $\rho_{\text{eq}} = 0$ and represent the boundary of the allowed region of κ s admitting bound states for a given ϕ_1/ϕ_0 at $T = 0$. Naturally, one might wonder if $\rho_{\text{eq}} = 0$ identically at the edges of the various $(s/u \pm)$ regions in figure 11. The answer is no. To show this, in figure 14 we plot ρ_{eq} as a function of T/ϕ_0 for fixed $\phi_1/\phi_0 = -0.297$ and -0.32 for the numerically found probe charge such that V_p is lowest at its minimum. Within the existence region, ρ_{eq} never vanishes, remaining finite until the bound state disappears completely.

5.6 Small black holes, caged wall crossing and AdS-goop

5.6.1 Small black hole limit

Consider again the small black hole / asymptotically flat space limit discussed in section 4.4, more specifically the flat space BPS limit, i.e. $\Delta_0 = \epsilon \delta_0$, $\Delta_1 = \epsilon \delta_1$, $\epsilon \rightarrow 0$, $\phi_0 \rightarrow \frac{\sqrt{3}}{2}$, $\phi_1 \rightarrow \frac{\sqrt{3}}{4}$. In this limit (4.8) is solved on the small black hole branch by

$$u_1 = \frac{\epsilon}{4\pi T} \sqrt{\delta_0 \delta_1}, \quad (5.20)$$

where T is the temperature in AdS units, which can take any finite value. Furthermore $r_+ = \frac{\epsilon^2}{4\pi T} \sqrt{\delta_0 \delta_1^3}$ and $u_0 = \frac{\epsilon}{4\pi T} \sqrt{\frac{\delta_1^3}{\delta_0}}$, and if we restrict to values of ρ of order ϵ , the probe

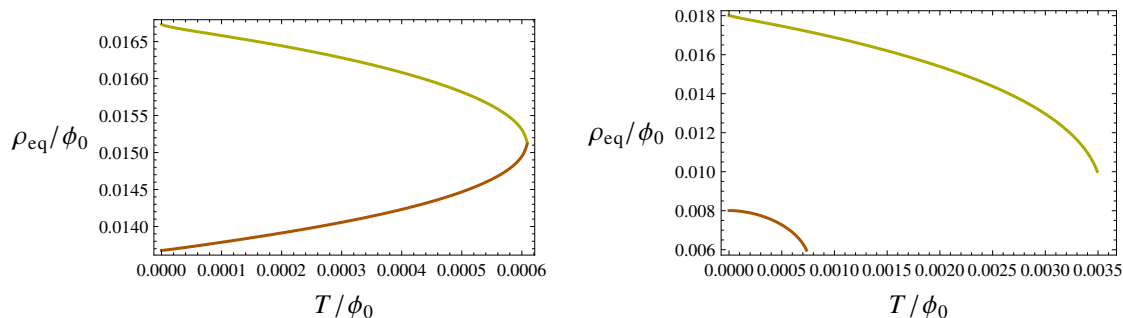


Figure 14. *Left:* equilibrium distances ρ_{eq}/ϕ_0 for $\phi_1/\phi_0 = -0.297$ with $\phi_0 > 0$. The upper curve shows bound state distances for probes bound to the stable black brane, the lower curve for probes bound to the unstable brane. The probe charge is chosen such that V_p is lowest at its minimum. The two curves meet at the boundary of the white region where the solutions degenerate. *Right:* equilibrium distances ρ_{eq}/ϕ_0 for $\phi_1/\phi_0 = -0.32$ and $\phi_0 > 0$. Again the upper curve shows bound state distances for probes bound to the stable black brane. Note that ρ_{eq} never vanishes within the existence regions for bound states.

potential is given by

$$V_p = \frac{\sqrt{3}}{2} \rho \left[\sqrt{\left(\frac{p_1}{2f_1} + \frac{q_0}{f_0}\right)^2 + \frac{f_0}{f_1} \left(\frac{p_0}{6f_1} - \frac{q_1}{f_0}\right)^2} - \left(\frac{p_1}{2f_1} + \frac{q_0}{f_0}\right) \right], \quad (5.21)$$

up to subleading terms at small $\epsilon \rightarrow 0$. This is minimized at $V_p = 0$ when $\frac{p_0}{6f_1} - \frac{q_1}{f_0} = 0$, or equivalently at $r \approx \rho = \rho_{\text{eq}}$ where

$$\rho_{\text{eq}} = \frac{\epsilon}{4\pi T} \sqrt{\frac{\delta_1}{\delta_0} \frac{p_0 \delta_1 - 6q_1 \delta_0}{6q_1 - p_0}} = \sqrt{12} \frac{p^0 Q_0 - q_1 P^1}{6q_1 - p_0}. \quad (5.22)$$

Returning to the original, non-rescaled variables, this becomes

$$\rho_{\text{eq}} = \ell_p \frac{p^0 Q_0 - q_1 P_1}{q_1 \sqrt{\frac{3}{v}} - p^0 \sqrt{\frac{v^3}{12}}}, \quad (5.23)$$

reproducing the well known BPS equilibrium separation formula [70]. Bound states of this kind exist if $1 < \xi < \alpha$ or $\alpha < \xi < 1$, where $\alpha \equiv \frac{\Delta_1}{\Delta_0} = \frac{6Q_0}{P_1 v^2}$ and $\xi \equiv \frac{6q_1}{p_0 v^2}$ (restoring the original v dependence here to make the dependence on the scalar manifest). When $\xi \rightarrow 1$, the expression for ρ_{eq} given in (5.23) diverges. In the asymptotically flat case, this corresponds to decay at marginal stability, also known as wall crossing: the bound state disappears from the spectrum once ξ has crossed the wall. In the present case however, the divergence merely signals we exit the regime of validity of the small ρ approximation. Indeed, since AdS acts as an infinitely deep gravitational potential well, the true radius cannot diverge; instead when ρ_{eq} becomes of order ℓ the bound state will start feeling the confining effect of AdS. We return to this below. When $\xi \rightarrow \alpha$, the bound state radius vanishes and the two centers merge. When $\alpha = 1$, the bound states around the small black hole disappear altogether. This is easy to understand: at this locus, the background solution reduces to the constant scalar Reissner-Nordstrom solution, and without running scalars, there cannot be a stable potential. We refer to [68] for further discussion.

5.6.2 Caged wall crossing

When ρ is no longer restricted to order ϵ values and is allowed to get larger, the potential given in (5.21) — i.e. the probe potential in asymptotically flat space — is no longer accurate. Instead of the factor ρ , the gravitational part of the potential gets a factor $\sqrt{\rho^2 + \rho^4}$. Thus the proper potential is $V_p = V_p(\text{above}) + \delta V_p$, where the correction term is (still to leading order at small ϵ):

$$\delta V_p = \left(\sqrt{1 + \rho^2} - 1\right) \cdot \frac{\sqrt{3}}{2} \rho \sqrt{\left(\frac{p_1}{2f_1} + \frac{q_0}{f_0}\right)^2 + \frac{f_0}{f_1} \left(\frac{p_0}{6f_1} - \frac{q_1}{f_0}\right)^2}. \quad (5.24)$$

When ρ is of order ϵ , this is a negligible correction. When $\rho \gg \epsilon$ on the other hand, we have $f_0 \approx f_1 \approx \rho$, and

$$\delta V_p \approx \left(\sqrt{1 + \rho^2} - 1\right) \frac{\sqrt{3}}{2} \sqrt{\left(\frac{p_1}{2} + q_0\right)^2 + \left(\frac{p_0}{6} - q_1\right)^2}. \quad (5.25)$$

The quantity multiplying the ρ -dependent factor is nothing but the (rescaled) mass of the probe in the vacuum; that is, $\delta V_p \approx m_\gamma(\sqrt{1 + \rho^2} - 1)$. As alluded to earlier, the presence of this confining potential term is that no actual decay will happen when crossing the analog of a wall of marginal stability, i.e. when varying parameters such that we pass through $\xi \equiv \frac{6q_1}{p_0v^2} = 1$ (from above or below depending on the ratio $\frac{\Delta_1}{\Delta_0}$). However, something nontrivial does happen when ξ approaches 1. As long as ξ is bounded away from 1, the minimum of the potential ρ_{eq} will be of order ϵ . When ξ approaches 1, this will rapidly increase to a much large radius, and roughly stabilise there. At the same time, the local minimum will get lifted well above its near-BPS value, thus becoming metastable for decay back into the global minimum at $\rho = 0$. Eventually the local minimum may disappear altogether.

To get some intuition, let us use the following toy model for the potential:

$$V(\rho) = \left(\frac{\epsilon}{\rho} + \theta\right)^2 + \rho^2. \quad (5.26)$$

The first term represents the flat space potential, the second term the AdS correction. This captures the typical behavior of the probe potential of interest quite well as long as ρ is well below 1 but not much smaller than ϵ . Now, as long as $\theta \ll -\epsilon$, there will be a local minimum near $\rho = -\epsilon/\theta$ (obtained by minimizing the first term at zero), with energy $V \sim \epsilon^2/\theta^2$ (from the correction). This corresponds to bound state of size ϵ , very close to its flat space BPS analog. When θ becomes positive, the flat space state disappears. In contrast, the full potential in AdS still has a local minimum, at $\rho \approx \theta^{1/3}\epsilon^{1/3}$, with an energy $V \sim \theta^2$ (for $\theta \gg \sqrt{\epsilon}$). These scalings with ϵ are consistent with numerical observations. Note however that this is entirely due to the gravitational trapping effect of AdS, the additional inter-particle interaction being now repulsive over the entire range of distances.

5.6.3 AdS supergoop

A natural question is how to generalize the two-particle black hole - probe picture developed so far to a system of $n > 2$ interacting dyonic particles in AdS. In asymptotically flat

space with unbroken $\mathcal{N} = 2$ supersymmetry, at low energies and for well-separated dyons (which can be black holes, solitons or D-particles), a universal description is provided by a particular $\mathcal{N} = 4$ supersymmetric “quiver” quantum mechanics [118] (see also [119–135]). The supersymmetry completely fixes the static potential and magnetic interactions up to a set of integers κ_{ij} equal to the symplectic product of the electromagnetic charges of particle pairs (i, j) , $i, j = 1, \dots, n$, and a set of real numbers θ_i determined by the charges and by vacuum moduli. In turn this completely determines the degeneracies of BPS bound states (which tends to be large due to the large Landau level degeneracies induced by the simultaneous presence of magnetic and electric monopole charges). Explicitly in flat space the n -particle static potential is of the form

$$V_{\text{flat}}^{(n)} = \sum_{i=1}^n \frac{1}{2m_i} \left(\sum_{j=1}^n \frac{\kappa_{ij}}{2|\mathbf{x}_i - \mathbf{x}_j|} + \theta_i \right)^2. \quad (5.27)$$

The magnetic interaction is of Dirac monopole form and completely determined by the κ_{ij} ; we refer to [118] for details.

In AdS we do not have the same bulk supersymmetry structure, and hence it is not obvious what the appropriate generalization should be. However the considerations made in section 5.6.2, as well as more elementary considerations regarding the effective Newtonian description of nonrelativistic particles confined to global AdS, suggest the following simple modification of the static potential:

$$V_{\text{AdS}}^{(n)} = V_{\text{flat}}^{(n)} + \sum_{i=1}^n \frac{1}{2} \frac{m_i \mathbf{x}_i^2}{\ell^2}, \quad (5.28)$$

where ℓ is the AdS length and \mathbf{x}_i is the position of the i -th particle in isotropic coordinates. Indeed this is the effective Newtonian potential one gets for a nonrelativistic probe particle moving in global AdS₄, when expanding the metric in isotropic coordinates,

$$ds^2 = \frac{-(1 + \frac{\mathbf{x}^2}{4\ell^2})^2 dt^2 + d\mathbf{x}^2}{(1 - \frac{\mathbf{x}^2}{4\ell^2})^2}, \quad (5.29)$$

at small velocities and small potential energies. Isotropic coordinates are appropriate here, as they allow us to keep the translationally invariant flat space expressions for the static and magnetic interaction potentials.

It would be interesting to study dynamical aspects of this system, along the lines of the analogous flat space study of [131]. Due to the magnetic interactions, the dynamics has rather peculiar properties, with magnetic trapping, dynamical rigidity and precession drift being some of the more striking features. A key differences with the flat space system is that supersymmetry is broken. At the classical level one expects the high-dimensional moduli space to get lifted; at the quantum level one expects similarly the lowest Landau level to split up.

6 Relaxation dynamics

In this section we initiate a study of the relaxation dynamics of metastable probe clouds. We will see that even when ignoring interactions between the probes, the system exhibits

“aging” behavior typical for glasses. We begin by outlining the general ideas, and then apply this to our setup.

6.1 Slow relaxation and aging: general idea

As observed in section 5.2, to leading order in the probe approximation, the probe potential can be identified with the system’s free energy relative to the probe being inside the black hole. In particular, bound states with $V_{\min} < 0$ are thermodynamically preferred and thus can be expected to be populated over time, while bound states with $V_{\min} > 0$ are metastable.

However, transitions of probes in and out of the black hole will generically be exponentially slow at large N . A transition induced by thermal activation will have a rate suppressed by $e^{-\Delta F/T}$, where ΔF is the free energy barrier, while a transition mediated by quantum tunneling will have a rate suppressed by e^{-I} , where $I = \int pdq$ is the tunneling action for a trajectory crossing the barrier. Both exponents scale linearly with N , hence transition rates will be exponentially suppressed at large N . The coefficients c in the transition rates $\Gamma \sim e^{-cN}$ depends on the charges of the probe and on the background parameters. As we will see, at large N and v , there is a parametrically large number of probe charges that form bound states, leading to a broad, quasi-continuous distribution of values for c , and hence to a broad distribution of exponential time scales.

6.1.1 Aging

On general grounds, in such a situation, one may expect “aging” phenomena to occur, i.e. the system exhibits age-dependent relaxation behavior which breaks time translation invariance but exhibits approximate scale invariance. More concretely this means the following. Consider a system “born” at a time $t = 0$, and say we are interested in some observable \mathcal{O} . The system could for example be a glass sample produced by a rapid cooling quench at $t = 0$, and the observable \mathcal{O} its dielectric constant. For ordinary, non-aging systems, equilibrium will be reached on microscopic time-scales, after which \mathcal{O} will be constant, up to small fluctuations decaying exponentially on some characteristic microscopic time scale τ , independent of its age. In contrast, for an aging system, $\mathcal{O}(t)$ will forever evolve, and in addition obeys

$$\mathcal{O}(t_2) - \mathcal{O}(t_1) \sim f(t_2/t_1) \tag{6.1}$$

for some function f . Thus, there is no time translation invariance, but instead we have scale invariance: the relaxation behavior depends on the age of the system, with all relevant time scales growing in proportion to age.

6.1.2 Relation to metastability

Let us sketch the basic idea of how aging can emerge from the presence of a very large number of exponentially long relaxation time scales with broadly and densely distributed exponents [157–162]. Below, we will see in more detail how this is concretely realized in our setup. For now, let us just assume that at $t = 0$ we quench the system of interest

in some state that is not its equilibrium state, and that after this time it relaxes towards equilibrium along many different decay channels, characterized by exponentially large time scales $\tau(c) = \tau_0 e^{cN}$, with the set of values of c smoothly distributed over some finite range. Suitable observables $\mathcal{O}(t)$ will evolve in time accordingly, picking up contributions from a broad range of the metastable, decaying modes. Assuming the set of relaxation modes can be viewed as a continuum,¹³ we can write

$$\mathcal{O}(t) = \int dc g(c) e^{-t/\tau(c)}, \quad \tau(c) = \tau_0 e^{cN}. \quad (6.2)$$

Here $g(c)$ is determined by the number density of relaxation modes with decay coefficient c , by the dependence of the observable on these modes, and by the initial occupation numbers of the modes, set by the quench at $t = 0$. Let us assume all of these factors depend in a smooth, N -independent way on c , so that $g(c)$ can be taken to be a smoothly varying, N -independent function. Differentiating with respect to time and changing integration variables from c to τ , we get:

$$\frac{\partial}{\partial t} \mathcal{O}(t) = -\frac{1}{N} \int \frac{d\tau}{\tau^2} g(c_\tau) e^{-t/\tau} \approx -\frac{g(c_t)}{N} \frac{1}{t}, \quad c_t = \frac{\log(t/\tau_0)}{N}. \quad (6.3)$$

In the last step we made use of the assumption that g is a slowly varying, N -independent function, implying that at large N , the integral only receives significant contributions from values of τ of the same order of magnitude as t , i.e. $c_\tau \approx c_t$. More explicitly, by expanding $g(c)$ around $c = c_t$, we get a $1/N$ -expansion $\frac{\partial}{\partial t} \mathcal{O}(t) = -\frac{1}{N} \frac{1}{t} (g(c_t) + \frac{\gamma}{N} g'(c_t) + \dots)$.

Since the dependence on t of c_t is logarithmic and $1/N$ -suppressed, we can take c_t to be approximately constant over many orders of magnitude.¹⁴ Thus, if t_* is the rough time scale at which we are doing measurements, (6.3) integrates simply to

$$\mathcal{O}(t_2) - \mathcal{O}(t_1) \approx -\frac{g(c_{t_*})}{N} \log \frac{t_2}{t_1}. \quad (6.4)$$

In other words, the system exhibits the (approximate) scale invariant aging behavior discussed above, with an aging rate set by c_{t_*} and by the nature of the quench and other details of the system (which determines g). The essential feature leading to this conclusion is an approximately scale invariant distribution of relevant time scales, $dn \sim \frac{dc}{c}$.

This kind of logarithmic aging behavior is observed in a huge variety of glassy materials, ranging from the length of wires carrying weights to the conductivity of electron glasses [158, 163, 164].

6.1.3 Discrete case

For our black hole system, we will not really have a continuum of time scales, but rather a discrete set, corresponding to the probe charges allowing bound states. Nevertheless, a sufficiently finely spaced set of charges is sufficient to get the logarithmic aging behavior

¹³we will give a discrete version of the argument below.

¹⁴For example if say $N = 250$ and the microscopic time scale is $\tau_0 = 10^{-22}$ s, then for the range of time scales between $t \sim 1$ sec and $t \sim 1$ day, c_t ranges from 0.5 to about 0.6. For $t \sim 10$ years, we get to $c_t \sim 0.7$.

described above. To see this, start from the discrete version of (6.2), that is $\mathcal{O}(t) = \sum_i a_i e^{-t/\tau_i}$, where $\tau_i = e^{c_i N}$. The rate of change of \mathcal{O} at time t is then given by

$$\frac{\partial}{\partial t} \mathcal{O}(t) = -\frac{1}{t} \sum_i a_i \frac{t}{\tau_i} e^{-t/\tau_i}.$$

The idea is again that under suitable circumstances, this sum is dominated by terms with time scales τ_i of order t , that is by values of $c_i \approx c_t = \frac{\log(t/\tau_0)}{N}$. To see in more detail what suitable means, write $c_i = c_t + \delta_i$, so $\frac{\partial}{\partial t} \mathcal{O}(t) = -\frac{1}{t} \sum_i a_i e^{-\delta_i N - \exp(-N\delta_i)}$. The exponential factor is of order 1 when $|\delta_i| \lesssim 1/N$. It becomes exponentially small when $\delta_i \gg 1/N$, and double-exponentially small when $\delta_i \ll -1/N$. Hence, provided the spacing of c_i values is finer than $1/N$ and there are no sharp peaks or gaps in the values of a_i , we have $\frac{\partial}{\partial t} \mathcal{O}(t) \approx -\frac{1}{t} \sum_{i:|\delta_i| \lesssim 1/N} a_i$, hence for times t_1, t_2 roughly of order t_* :

$$\mathcal{O}(t_2) - \mathcal{O}(t_1) \approx -a_{t_*} \log \frac{t_2}{t_1}, \quad a_{t_*} = \sum_{i:|c_i - c_{t_*}| \lesssim \frac{1}{N}} a_i. \quad (6.5)$$

In other words, we get smooth logarithmic aging provided the values of $\log \tau_i$ are roughly uniformly distributed with spacings of order 1 or less.

6.2 Application to metastable clouds of probe charges

Consider first a black brane in a region of parameter space where only metastable bound states exist, that is to say $V_\gamma^{\min} > 0$ for all probe charges γ . In this case the equilibrium density (5.13), $n_\gamma^{\text{eq}} \sim e^{-V_\gamma^{\min}/T}$, will be exponentially small at large N for all probe charges, since the probe potential V_γ scales linearly with N . Imagine however that by a suitable quench procedure,¹⁵ we populate the metastable states such that for a large set of charges γ , the densities n_γ at time $t = 0$ are *not* exponentially small. The sizable, metastable charge cloud we have thus created will then slowly decay back into the black hole, with a broad distribution of many exponentially large time scales. Observables depending significantly on the amount of electric or magnetic charges in the cloud may therefore be expected to exhibit aging behavior. We will now argue in more detail that this is indeed the case.

6.2.1 Time evolution of cloud particle densities

In a classical stochastic picture, ignoring interactions between the probes, the time evolution of the probe number densities $n_\gamma(t)$ is given by

$$\frac{dn_\gamma}{dt} = \Gamma_\gamma^{\text{out}} - \Gamma_\gamma^{\text{in}} n_\gamma, \quad (6.6)$$

¹⁵We will not try to explicitly describe such a procedure here but assume it can be done and only study the subsequent relaxation dynamics. Possibilities could include the injection of a hot gas of many particles in a cold black hole background, the collision of two black holes at very high energies, creating a plasma ball which subsequently decays into many charged particles (the analog of a collision of heavy ions hadronizing into jets of baryons), or a rapid change in the asymptotic parameters of the solution which may thermalize in part into a gas of charged particles of which a fraction will get trapped in potential wells. Since thermal relaxation proceeds on non-exponential time scales, the cloud thus formed will cool down relatively rapidly, after which it will follow the slow relaxation dynamics described here.

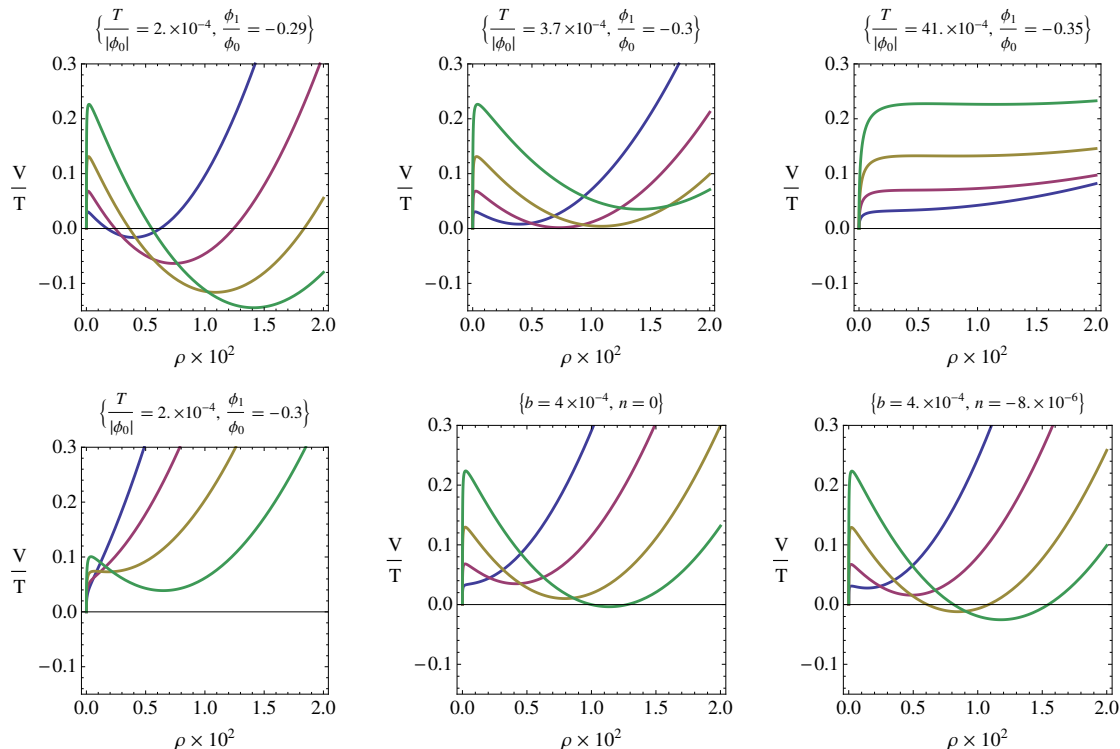


Figure 15. Examples of probe potentials (divided by T) for a range of parameters. In each plot, we show the potential for $\kappa = 0.15, 0.2, 0.25$ and 0.3 , respectively in blue, red, yellow, green. (Recall the probe charge parametrization by (κ, b, n) given in (2.12).) The temperature and chemical potential are indicated above the plots. We label the panels by (row, column). In panel (1,1) we have $P^1 = 1$, $Q_0 = -10^{-3}$ and $\delta m \equiv (M - M_0)/M_0 = 3 \times 10^{-7}$, where M_0 is the energy at zero temperature. In panel (1,2) we increased the energy to $\delta m = 10^{-6}$, and in (1,3) to $\delta m = 10^{-4}$. In panel (2,1) on the other hand we kept δm as in (1,1), but changed the D0-charge to $Q_0 = -10^{-2}$. Finally panels (2,2) and (2,3) have the same background values as (1,1), but we changed the probe charge parameters b and n as indicated.

where $\Gamma_\gamma^{\text{out}}$ is the transition rate of probes out of the black hole into the metastable minimum and $\Gamma_\gamma^{\text{in}}$ the reverse (absorption) rate. This is solved in general by

$$n_\gamma(t) = n_\gamma^{\text{eq}} + (n_\gamma(0) - n_\gamma^{\text{eq}})e^{-\Gamma_\gamma^{\text{in}} t}, \quad n_\gamma^{\text{eq}} \equiv \frac{\Gamma_\gamma^{\text{out}}}{\Gamma_\gamma^{\text{in}}}, \quad (6.7)$$

where n_γ^{eq} is the equilibrium density. For simplicity we will ignore the possibility of quantum tunneling here and only consider classical thermal activation processes. We will also ignore non-exponential prefactors. In this case the transition rates are

$$\Gamma_\gamma^+ = e^{-E_\gamma^{\text{in}}/T}, \quad \Gamma_\gamma^- = e^{-E_\gamma^{\text{out}}/T} \quad (6.8)$$

where E_γ^{in} and E_γ^{out} are the potential barrier heights in and out of the black hole, respectively, that is, $E_\gamma^{\text{in}} = V_\gamma^{\text{max}} - V_\gamma^{\text{min}}$ and $E_\gamma^{\text{out}} = V_\gamma^{\text{max}} - V_\gamma^{\text{hor}} = V_\gamma^{\text{max}}$. This leads to the correct detailed balance equilibrium densities $n_\gamma^{\text{eq}} \sim e^{-V_\gamma^{\text{min}}/T}$. The relaxation dynamics will thus be entirely determined by the barrier properties of the probe potentials. To get

an idea of how these depend on the background and probe parameters, we display some examples of potentials in figure 15.

6.2.2 Distribution of relaxation time scales and condition for aging

In the case under study (only metastable bound states), we can set $n_\gamma^{\text{eq}} = 0$ for all practical purposes, so (6.7) reduces to a simple exponential decay of the densities n_γ , with time scale

$$\tau_\gamma = e^{c_\gamma N}, \quad c_\gamma = \frac{1}{N} \frac{E_\gamma^{\text{in}}}{T} = p^0 v \hat{c}_\gamma, \quad \hat{c}_\gamma = \frac{\widehat{E}_\gamma^{\text{in}}}{\widehat{T}}. \quad (6.9)$$

Here we explicitly reinstated the scaling with N and $v = \sqrt{\frac{N}{k}}$, using $V \propto \frac{Ng}{v}$ and $g = p^0 v^2$. Observables depending on the cloud charge densities (for example the conductivity and other transport coefficients, which will pick up a contribution from the cloud) can be expected to evolve in time with this spectrum of exponential decay time scales, matching the assumptions of our general discussion in section 6.1.3. Thus observables of this kind can generically be expected to exhibit smooth logarithmic aging behavior, provided at least the spacing Δc_γ of c_γ values is much smaller than $1/N$.

To see under which conditions this is true, we need to take into account charge quantization. Besides p^0 , the integrally quantized probe charges are then $p^1 = p^0 v \hat{p}^1$, $q_1 = p^0 v^2 \hat{q}_1$ and $q_0 = p^0 v^3 \hat{q}_0$, where we recall that $\hat{p}^1 = \kappa$, $\hat{q}_1 = \frac{\kappa^2}{2} - b$, $\hat{q}_0 = -\frac{\kappa^3}{6} + b\kappa + n$. This implies that the quantized values of the rescaled charge variables are quantized with the following spacings:

$$\Delta\kappa = \Delta\hat{p}^1 = \frac{1}{p^0 v}, \quad \Delta b = \Delta\hat{q}_1 = \frac{1}{p^0 v^2}, \quad \Delta n = \Delta\hat{q}_0 = \frac{1}{p^0 v^3}. \quad (6.10)$$

The region in $(\hat{p}^1, \hat{q}_1, \hat{q}_0)$ -space allowing bound states has finite volume. At fixed p^0 , the number of quantized charges in this volume scales as $1/(\Delta\hat{p}^1 \Delta\hat{q}_1 \Delta\hat{q}_0) = (p^0)^3 v^6$. Recall that the validity of the probe approximation requires $g \ll N$, that is $p^0 \ll N/v^2 = k$. If we allow values of p^0 up to $p_{\text{max}}^0 = \epsilon N/v^2$ for some fixed $\epsilon \ll 1$, we thus get

$$\mathcal{N} \equiv \text{Total number of charges forming bound states} \sim \frac{\epsilon^4 N^4}{v^2}. \quad (6.11)$$

Over this range of charges, c_γ takes values from 0 to an order $(p^0)_{\text{max}} v$ upper bound. The average spacing of c_γ values near a generic point can therefore be expected¹⁶ to scale as $\Delta c_\gamma \sim p_{\text{max}}^0 v / \mathcal{N} = v / \epsilon^3 N^3$. Hence the time scale spacing condition discussed in section 6.1.3, $|\Delta c_\gamma| \ll 1/N$, reduces to

$$\frac{N^2}{v} \gg \frac{1}{\epsilon^3}. \quad (6.12)$$

Recalling (2.7), we see that the left hand side equals $(\ell/\ell_p)^2$ (or the central charge of the CFT if there is a holographic dual), so this is nothing but the condition that the classical gravity description is reliable!

¹⁶This is somewhat naive, but borne out by explicit enumeration of barriers in examples, as exemplified in figure 16.

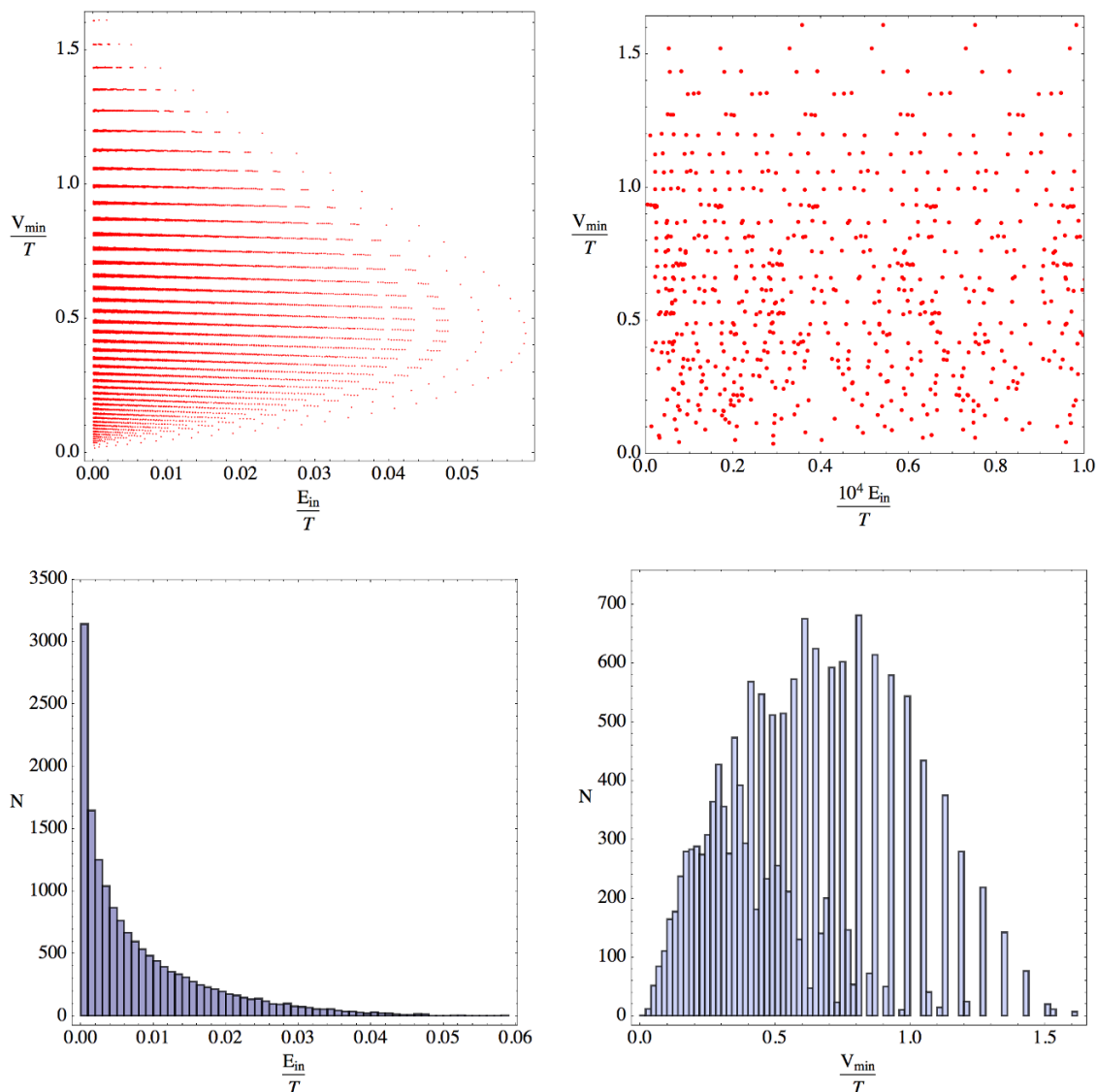


Figure 16. Distributions of absorption barriers and potential minima for $v = 100$, $Q_0 = -10^{-3}$, $P^1 = 1$, $\delta m = 10^{-5}$ ($T = 1.3 \times 10^{-3}$, $\phi_0 = -1.1$, $\phi_1 = 0.33$). In this case there are 15,862 charges with $p^0 = 1$ leading to bound states, displayed as dots in the upper left panel. When the system ages, states are decimated at a logarithmic pace from the left to the right. The upper right panel shows a close-up for very small values of the absorption barrier heights. The lower panels show histograms of respectively absorption barriers and potential minima. For $p^0 = 2$, there would be $2^3 = 8$ times as many points, distributed over a region scaled up by a factor of 2, and similarly for higher values of p^0 . The peak in the density of states at small absorption barriers means that there will be a deviation of perfect logarithmic aging behavior over many orders of magnitude of time; more specifically aging will be faster when the system is young.

We conclude that whenever we trust the gravitational description, metastable probe clouds quenched to order one densities at time $t = 0$ will exhibit logarithmic aging behavior when relaxing back to the pure black hole state.

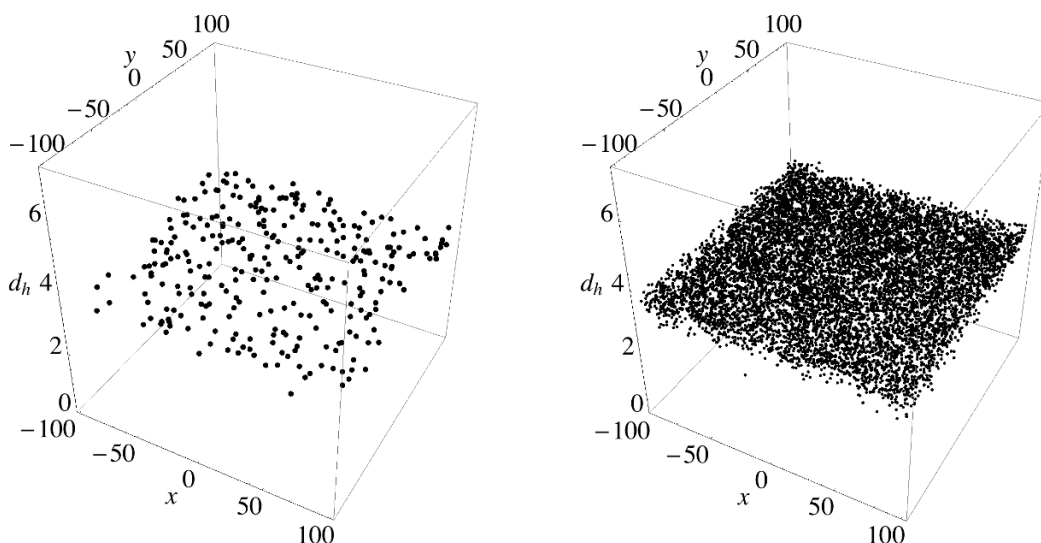


Figure 17. Random samples of probe bound states for $Q_0 = -10^{-3}$, $P^1 = 1$, $\delta m = 10^{-5}$, $v = 100$, quenched at $n_\gamma(0) \propto e^{-m_\gamma/T_0}$ with $T_0 = vN/20$. The height $d_h = v_h - v_p$ is the “optical distance” between probe and horizon, as defined in (7.15). The sample on the left has 300 probes in the cloud, i.e. a density $n_{\text{tot}} = 0.75 \times 10^{-2}$. The sample on the right has 10,000 probes, i.e. $n_{\text{tot}} = 0.25$.

6.2.3 Explicit example: aging of cloud D0-charge

To check the above assertions, we consider an explicit example. Let the observable of interest be the total D0-charge in the cloud:

$$\mathcal{O}(t) = Q_0^{\text{cloud}} = \sum_{\gamma} \gamma_0 N_{\gamma}(0) e^{-t/\tau_{\gamma}}. \tag{6.13}$$

Here γ_0 is the D0-charge component of the charge vector γ , and $N_{\gamma}(0) = \int n_{\gamma}(0)$ is the total charge in the region of interest, at time $t = 0$. To be concrete, we will assume we quench the initial particle densities to be proportional to what their abundance would be in flat space at a high temperature $T_0 = vN/20$, i.e. $n_{\gamma}(0) \propto e^{-m_{\gamma}/T_0}$. (At this temperature, the distribution of charges is dominated by charges with $p^0 = \pm 1, \pm 2$.) We show the exact results for a specific choice of parameters in figure 18. Clearly the results are in excellent agreement with the general discussion above.

A natural question is whether there is a correlation between the distance of a bound probe to the horizon and the life expectancy of the bound state. Translated to the dual CFT, this becomes the question whether there is a correlation between the size of the inhomogeneity corresponding to the probe bound state and its life expectancy, with larger size mapping to shorter distances to the horizon. In section 7.3 we will see that the relevant notion of distance here is the “optical distance”, defined in (7.15). The optical distance to the black hole horizon is proportional to the size of the charge inhomogeneity in the CFT. A similar question can be asked about correlations between free energy and distance/size.

To explore these questions, we plot in 19 the optical distance versus barrier height and free energy for all 15,862 charges with $p^0 = 1$ forming bound states. A first thing to

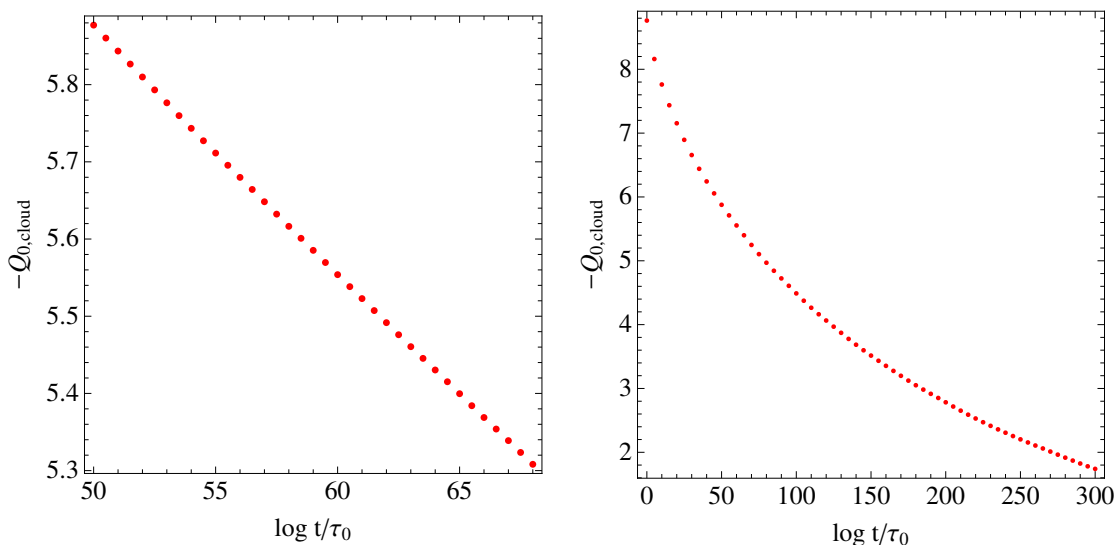


Figure 18. Logarithmic aging of the cloud D0-charge. The background and quench parameters are the same as for figures 16 and 17, and we took $N = 200$. If we imagine for concreteness the microscopic scale τ_0 to be $\tau_0 = 10^{-22}$ s, then the plot on the left shows the aging behavior for t ranging from 1 second to 1 year. The plot on the right then shows the aging behavior for t ranging from femtoseconds to 10^{100} years. The deviation from exact logarithmic aging at this range of scales is due to the fact that the density of states is higher for smaller barrier heights E_{in}/T , as can be seen in figure 16.

note is that all bound states are localized within a fairly narrow band of distances, roughly in-between the horizon and the boundary of AdS. This is also evident from figure 17. Thus, in the CFT, the inhomogeneities will have a fairly narrow range of characteristic scales. There is a mild correlation between distances and barrier heights, with the probes closest to the black hole having relatively low absorption barriers, and therefore relatively short lifetimes, and the probes most far away having the longest lifetimes. In the CFT, this translates to the smallest structures being the most stable. The bound states closest to the black hole also all have relatively low free energies, although those the most far away are not the ones with the highest free energies.

6.3 Relaxation when stable bound states exist

When stable bound states exist, that is states with $V_{\text{min}} < 0$, the relaxation dynamics changes considerably. In fact in the presence of such minima, the system quickly runs out of the regime where we have the simplifying control of the probe approximation, since now the formal equilibrium densities are exponentially large rather than exponentially small. Of course what this really means is that the probe approximation breaks down after some finite time. At least three effects may be expected to play a key role in the subsequent dynamics. First, due to charge depletion, the background will change by a non-negligible amount. Second, the presence of a large density of probes in a potential well may favor or disfavor the arrival of other probes, depending on their charges. And third, probes may begin to cluster and clump together, thus either forming larger black holes, or multi-

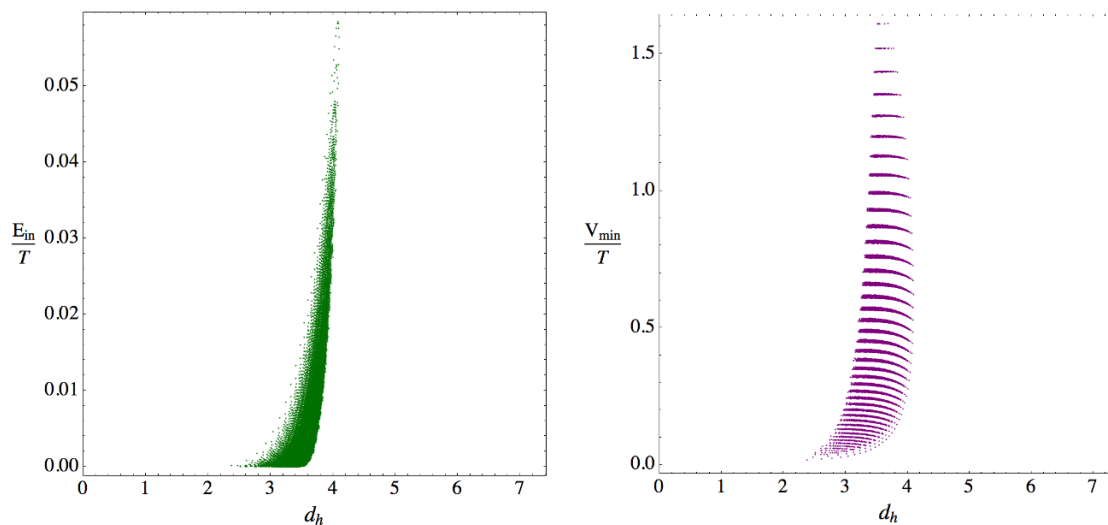


Figure 19. Correlation between optical distances d_h of bound probes from the horizon and their absorption barrier heights (left) and free energies (right). $d_h = 0$ is the horizon, $d_h = 7.4$ the boundary of AdS.

centered bound states amongst each other. Over time, the system may thus be expected to sink irreversibly deeper into complicated bound states involving large numbers of centers of which the backreaction can no longer be neglected.

Although this is conceivably the truly glassy regime, it clearly falls outside of the scope of the probe approximation. Nevertheless, some qualitative features about the onset of this phase can be made already with the results we have in hands. Let us assume we start with a black brane *without* any bound probes, for example by a cooling quench of the temperature or the chemical potentials, starting from a high temperature black brane. From this point in time on, the negative potential minima will start to get populated, at a rate given by $\Gamma_\gamma^{\text{out}} \sim e^{-E_{\text{out}}/T}$. Naively, one might think the minima with the lowest V_{min} will get populated first, but interestingly, this is not so. In fact quite the opposite is happening, as is evident from figure 20: the lowest minima are shielded by high barriers, and they get populated at time scales many orders of magnitude larger than the shallower minima. In fact, the system will be far out of the probe regime long before the lowest free energy minima have even started to accumulate any noticeable charge. This is an explicit example of how for glassy systems, the relaxation path followed over time does not need to coincide at all with the steepest descent path towards the formal static equilibrium point.

7 Holographic interpretation

In the previous sections we have demonstrated the existence of black hole bound states in the probe approximation. The total number of different probe charges allowing bound states is proportional to $N^2/v \gg 1$, and besides the constraints related to the validity of the probe approximation, there is no limit in principle on the size or number of bound black holes. In the large N limit, each of these configurations corresponds to a (meta)stable macroscopic thermodynamic state, with individual black holes representing “pockets” of

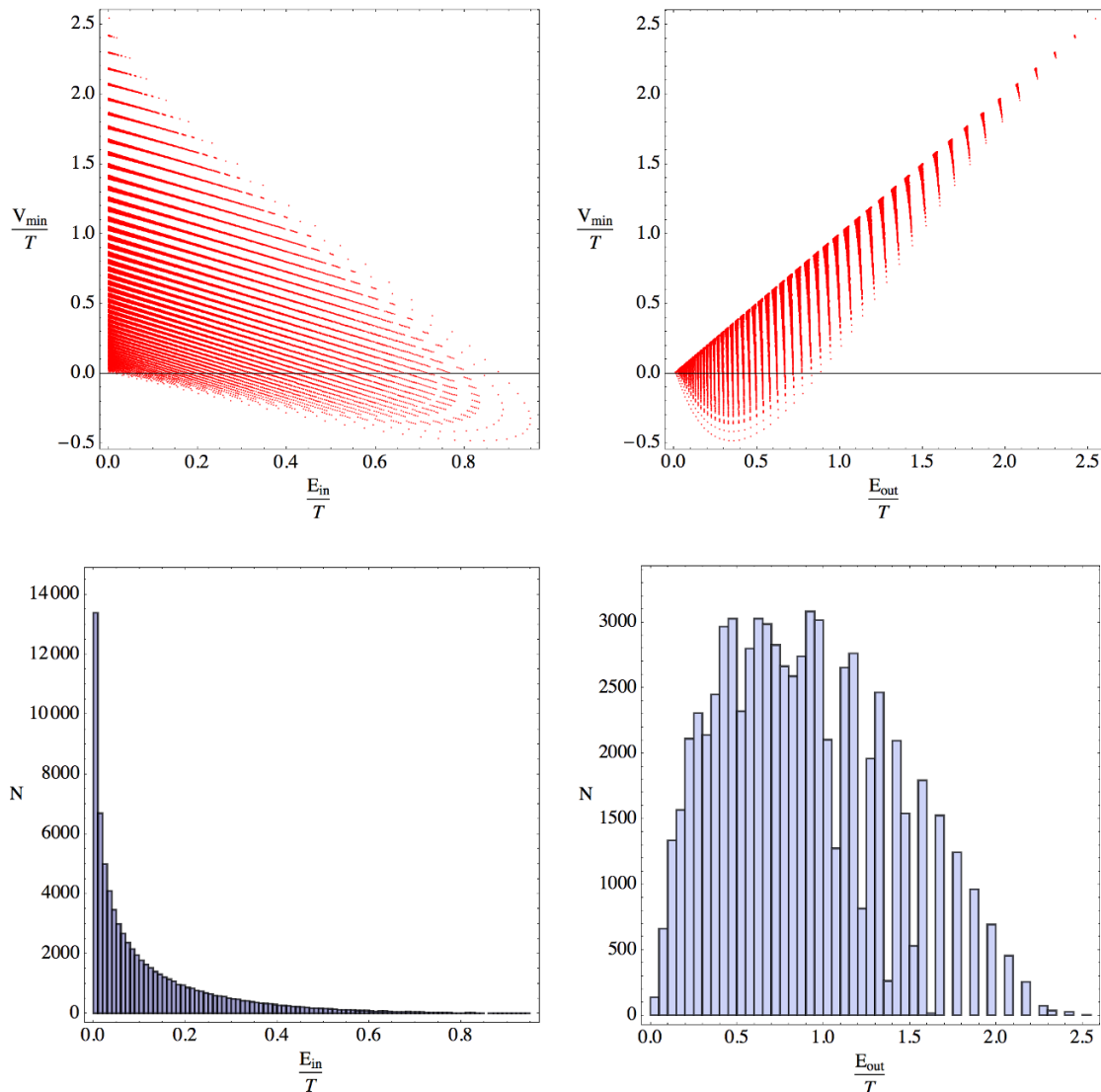


Figure 20. Distributions of absorption and emission barriers for $v = 100$, $Q_0 = -10^{-3}$, $P^1 = 1$, $\delta m = 10^{-7}$ ($T = 1.3 \times 10^{-4}$, $\phi_0 = -1.1$, $\phi_1 = 0.33$). In this case there are 72,240 charges with $p^0 = 1$ leading to bound states. Occupied metastable ($V_{\min} > 0$) states are decimated at a logarithmic pace from the left to the right in the upper left panel. Unoccupied stable ($V_{\min} < 0$) states are populated from the left to the right in the upper right panel. Notice that the lower free energy states take exponentially longer to populate than the higher ones, conceivably causing massive failure to properly equilibrate.

thermalized degrees of freedom existing at different positions and scales. They survive out of equilibrium for exponentially long times, and as we have seen in section 6, their relaxation dynamics naturally gives rise to logarithmic aging, eternally long in the large N limit. These features are typical for glassy / amorphous systems, and thus we are lead to the hypothesis that these black hole bound states are in fact holographic descriptions of glassy phases of CFTs with a gravity dual.

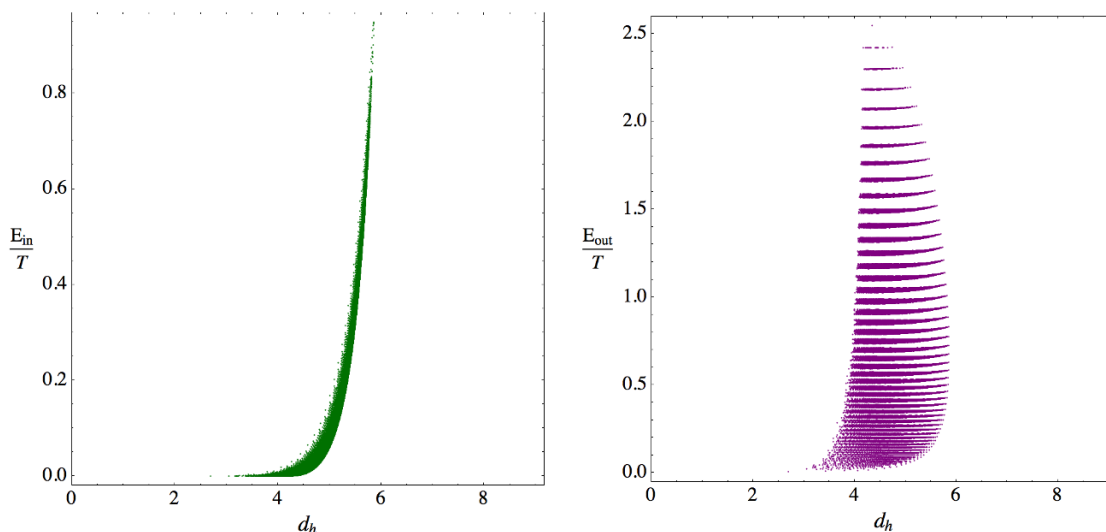


Figure 21. Correlation between distances and barriers, analogous to figure 19, except that the plot on the right now has E_{out}/T on the vertical axis (as this is what sets the (naive) time scales for population of the stable minima). A sharper correlation is noticeable between absorption barrier heights and distances. A mild correlation exists between distances and emission barrier heights; the stable bound states closest to the horizon will form at the earliest times. A striking feature is again that bound states have a characteristic scale of order half the optical distance between horizon and boundary, despite the considerably lower temperature.

As a first step to make this idea more precise, we now turn to a number of observations relevant to the holographic interpretation of our results, assuming a dual CFT exists. For simplicity, and because it has the most straightforward thermodynamical interpretation, we will again focus on the planar limit. In this section we will make the distinction between rescaled variables introduced in section 3.5 and the original variables explicit again.

7.1 Holographic dictionary for background

In this section we review the standard AdS-CFT dictionary for thermodynamic states dual to plain black holes or black branes. We will use the opportunity to fix some normalization conventions.

The putative dual CFT has central charge proportional to

$$C_{\text{CFT}} \equiv \frac{\ell^2}{\ell_p^2} = \frac{N^2}{v}. \quad (7.1)$$

Spherical black holes are dual to thermal states of the CFT on a 2-sphere of radius R . Bulk energies in units of $1/\ell$ are identified with CFT energies in units of $1/R$; for example $\ell T = R T_{\text{CFT}}$, $\ell \phi = R \phi_{\text{CFT}}$, $\ell M = R E_{\text{CFT}}$, and so on. Planar black holes are dual to thermal states on the infinite 2-dimensional plane. They are obtained by zooming in on a small solid angle of the 2-sphere and taking the radius R of the 2-sphere to infinity while keeping the intensive variables fixed in the CFT. Indeed, defining $\lambda \equiv R/\ell \rightarrow \infty$, thermodynamic quantities will scale with λ exactly as in the planar limit discussed in section 4.5.

With this identification, the barred intensive thermodynamic variables introduced there are directly identified with their CFT counterparts: $T_{\text{CFT}} = \frac{\ell}{R}T = T$, $\phi_{\text{CFT}} = \phi$. The barred extensive quantities on the other hand get identified with planar *densities* of the CFT, upon multiplication by a factor $1/4\pi\ell^2$; for example the entropy density of the CFT, defined as the entropy per unit coordinate volume, is $s \equiv s_{\text{CFT}} \equiv \frac{S}{4\pi R^2} = \frac{S}{4\pi\ell^2}$, and the energy density is $e \equiv e_{\text{CFT}} = \frac{M}{4\pi\ell^2}$.

The CFT interpretation of bulk electromagnetic response properties depends on the duality frame chosen in the bulk [136], for the following reason. In the standard AdS-CFT dictionary, changes of the asymptotically constant mode of a bulk vector potential correspond to changes of external sources from the point of view of the CFT. In particular the bulk path integral is to be performed with these boundary values held fixed. The vector potential modes falling off as $1/r$ on the other hand are interpreted as currents; they are the response to the sources. More precisely, in gauge invariant terms, the component of the electric field normal to the boundary is identified with the charge density, $j^0 \sim \vec{n} \cdot \vec{E}$, and components of the magnetic field parallel to the boundary are identified with the current density: $\vec{j} \sim \vec{n} \times \vec{B}$. On the other hand the components of the electric field parallel to the boundary and the magnetic field component normal to the boundary are identified with external sources. Electromagnetic duality exchanges electric and magnetic fields, and from the above it is clear that this symmetry does not commute with the dictionary. In fact, 4-dimensional S-duality acts as a symmetry relating different 3-dimensional CFTs [136].

In the explicit bulk Lagrangian (2.1), we assumed a duality frame in which Q_0 is electric and P^1 is magnetic. On the other hand, in our discussion of the thermodynamics of the background, we have been working in a grand canonical ensemble with fixed potentials ϕ_0 and ϕ_1 , which are more naturally interpreted in a duality frame in which both Q_0 and P^1 are considered to be electric. So let us begin by assuming we are working in the latter frame. The bulk D0- and D4-charges are then identified with two global U(1) charges in the CFT. Denoting the associated CFT charge densities by J_0^t and J_1^t , we have (for homogeneous planar solutions) the identifications $J_0^t = \frac{Q_0}{4\pi\ell^2}$, $J_1^t = \frac{P_1}{4\pi\ell^2}$.

To summarize, CFT quantities are related as follows to the dimensionless, scaling invariant tilde-variables of section 3.5 (which we used for example in all the phase diagrams of the preceding sections):

$$T_{\text{CFT}} = \frac{1}{\ell} \tilde{T}, \quad \phi_{0,\text{CFT}} = \frac{N}{v^2 \ell} \tilde{\phi}_0, \quad \phi_{1,\text{CFT}} = \frac{N}{\ell} \tilde{\phi}_1, \quad (7.2)$$

and

$$s = \frac{N^2}{v} \frac{\tilde{S}}{4\pi\ell^2}, \quad e = \frac{N^2}{v\ell} \frac{\tilde{M}}{4\pi\ell^2}, \quad J_0^t = Nv \frac{\tilde{Q}_0}{4\pi\ell^2}, \quad J_1^t = \frac{N}{v} \frac{\tilde{P}^1}{4\pi\ell^2}, \quad (7.3)$$

where for example $\tilde{S} = \pi\sqrt{\tilde{u}_0\tilde{u}_1^3}$. Transport coefficients are easily obtained by making use of the general formulae of e.g. [15]. The D0-charge DC conductivity σ_0 , susceptibility Ξ_0 and diffusion coefficient D_0 are:

$$\sigma_0 = \frac{y_{\text{hor}}^3}{12\pi} = \frac{v^3}{12\pi} \frac{\tilde{u}_0^{3/2}}{\tilde{u}_1^{3/2}}, \quad \Xi_0 = \frac{J_0^t}{\phi_{0,\text{CFT}}} = \frac{v^3}{12\pi\ell} \tilde{u}_0, \quad D_0 = \ell \frac{\tilde{u}_0^{1/2}}{\tilde{u}_1^{3/2}}. \quad (7.4)$$

Here we made use of the explicit expressions given in section 4.5. Similarly the D4-charge transport coefficients are

$$\sigma_1 = \frac{1}{\pi y_{\text{hor}}} = \frac{1}{\pi v} \frac{\tilde{u}_1^{1/2}}{\tilde{u}_0^{1/2}}, \quad \Xi_1 = \frac{J_1^t}{\phi_{1,\text{CFT}}} = \frac{1}{\pi v \ell} \tilde{u}_1, \quad D_1 = \ell \frac{1}{\tilde{u}_0^{1/2} \tilde{u}_1^{1/2}}. \quad (7.5)$$

The charge transport coefficients satisfy the Einstein relation $\sigma = \Xi D$, as they should [15]. As always (in single black hole setups at finite temperature), the viscosity is given by $\eta = s/4\pi$. The expressions given above imply various relations between CFT quantities which are specific to the system under study, for instance $s = C_{\text{CFT}}/4\sqrt{D_0 D_1^3}$.

Finally, we briefly return to the issue of the choice of duality frame. If we had chosen a frame in which the D4 is magnetic and the D2 electric, then our background would have been interpreted in the CFT (different from the original CFT) as having zero charge density J_1^t and chemical potential $\phi'_{1,\text{CFT}}$, but a nonzero magnetization field and a constant magnetization density. At this level, this can perhaps be viewed as merely a different use of words, but it becomes important when we want to deduce the effect of the presence of probes bound to the black hole, to which we turn next.

7.2 Holographic dictionary for probes

We now turn to the holographic interpretation of the black hole bound states. Consider first the case of pure Maxwell electrodynamics with Lagrangian $\mathcal{L} = -\frac{1}{4g^2} F_{\mu\nu} F^{\mu\nu}$, and a particle with q units of electric charge at rest in a fixed planar empty AdS background, i.e. in a metric $ds^2 = \ell^2 \frac{-dt^2 + dz^2 + dx^2 + dy^2}{z^2}$ (where $z \equiv \ell^2/\rho$). Without loss of generality we can assume the particle to be at $(x, y, z) = (0, 0, z_p)$. Since the metric is conformally flat and Maxwell's equations are conformally invariant, the electromagnetic field is identical to the field produced by a particle at rest in flat space. The electrostatic potential satisfies Dirichlet boundary conditions at the plane $z = 0$, that is $A_t = 0$ and hence $F_{tx} = F_{ty} = 0$ (or $E_{\parallel} = 0$) at $z = 0$. This is nothing but the classic textbook problem of a charge in the presence of an infinite perfect conductor at $z = 0$, solved most elegantly by the method of image charges. The potential is thus, with our charge conventions (compare to (2.5), (2.9) and (3.8)):

$$A_t = \frac{g^2 q}{4\pi} \left(\frac{1}{\sqrt{(z - z_p)^2 + x^2 + y^2}} - \frac{1}{\sqrt{(z + z_p)^2 + x^2 + y^2}} \right). \quad (7.6)$$

The expectation value of the charge density in the dual CFT is given by the electric field strength at the boundary [137] (as is the induced charge density on the conducting plate in the classic electrostatics problem):

$$j^t = \frac{1}{g^2} F_{zt}|_{z=0} = \frac{q}{2\pi} \frac{z_p}{(z_p^2 + x^2 + y^2)^{3/2}}. \quad (7.7)$$

We fixed the normalization by requiring the density to integrate to the total charge q . The radius of the charge density peak is $R \sim z_p = \ell^2/\rho_p$.

Let us now consider instead a magnetically charged particle. Dirichlet boundary conditions on the vector potential imply $B_{\perp} \equiv F_{xy} = \partial_x A_y - \partial_y A_x = 0$; they forbid magnetic

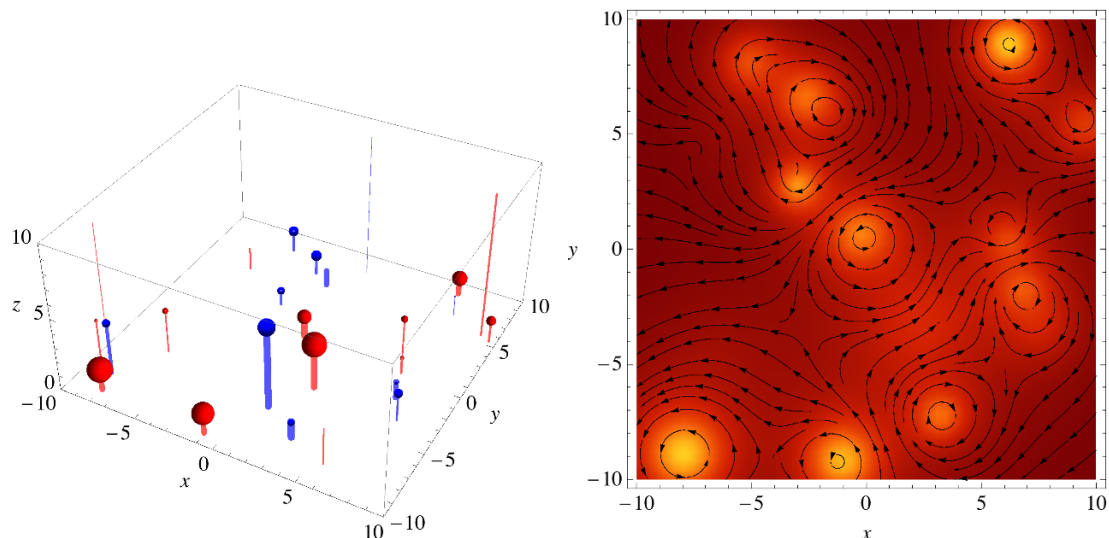


Figure 22. *Left:* a random collection of probe black holes (artificially made up, unrelated to any of our actual examples), represented by spheres. The size of each sphere is proportional to the D0-charge, while the thickness of the line projecting the probe onto the boundary $z = 0$ is proportional to the D6-charge. Red/blue = positive/negative D6-charge. Notice that because of the symmetry (5.6), one expects positive and negative D6-charge probes to be present in equal abundance. *Right:* corresponding 3-currents in the CFT. Brighter means higher charge density j_0^t , flow lines indicate the direction of the current \vec{j}_0 . D0-charge determines charge density, D6-charge determines current density. Smaller values of z_p lead to smaller structures. Positive and negative D6-charges produce oppositely circulating currents.

flux through the $z = 0$ boundary surface. The boundary conditions thus break electromagnetic duality: the magnetic field sourced by a magnetic charge, subject to the boundary conditions at hand, is not obtained by dualizing the electrostatic field 7.6, as this would give a magnetic field with $B_{\parallel} = 0$ instead of $B_{\perp} = 0$. Rather it is obtained by dualizing the electrostatic field of a point charge with boundary conditions $E_{\perp} = 0$. This can again be constructed by the method of image charges, but this time with an image charge $+q$ instead of $-q$. The nonvanishing components of the electromagnetic field strength at $z = 0$ are then $(F_{xt}, F_{yt}) = \frac{g^2 q}{2\pi s^3}(x, y)$. This dualizes to the magnetostatic fields $(F_{zx}, F_{zy}) = \frac{p}{s^3}(-y, x)$ where p is now the magnetic charge. In the CFT dual, this corresponds to a medium with zero net charge density but with a nontrivial stationary vortex current,

$$(j^x, j^y) = \frac{p}{g^2(z_p^2 + x^2 + y^2)^{3/2}}(-y, x). \tag{7.8}$$

This can also be viewed as a “magnetization” current $j = \nabla \times m = (\partial_y m, -\partial_x m)$ where the magnetization density is

$$m = \frac{p}{g^2(z_p^2 + x^2 + y^2)^{1/2}}. \tag{7.9}$$

In the context of two dimensional incompressible fluid dynamics (see e.g. [138]), m is called the stream function, and $\omega \equiv \nabla \times j = -\nabla^2 m$ is called the vorticity. The total current through a line from the origin to infinity is given by $m(\infty) - m(0) = \frac{p}{2\pi z_p}$.

Putting things together, we see that a general dyonic particle with charge (q, p) at $(x, y, z) = (0, 0, z_p)$ will correspond to a charge density $j^t = \frac{qz_p}{2\pi(z_p^2+x^2+y^2)^{3/2}}$ and a magnetization density $m = \frac{p}{g^2(z_p^2+x^2+y^2)^{1/2}}$.

Applying this to our model in the duality frame where the D0 and D4 charges are considered to be electric charges (and the scalar kept fixed), we see from (2.5) that we have $g_0^2 = g_{D0}^2 = \frac{3}{2\pi v^3}$ and $g_1^2 = g_{D4}^2 = \frac{v}{4\pi}$. Hence for an arbitrary probe charge (p^0, p^1, q_1, q_0) , we get, in the notation (5.1) with $\hat{p}^0 \equiv 1$, the following D0 and D4 charge and magnetization densities:

$$j_0^t = \frac{p^0 v^3}{2\pi} \frac{\hat{q}_0 z_p}{(z_p^2 + x^2 + y^2)^{3/2}}, \quad j_1^t = \frac{p^0 v}{2\pi} \frac{\hat{p}^1 z_p}{(z_p^2 + x^2 + y^2)^{3/2}}, \quad (7.10)$$

$$m_0 = \frac{p^0 v^3}{12\pi} \frac{1}{(z_p^2 + x^2 + y^2)^{1/2}}, \quad m_1 = \frac{p^0 v}{\pi} \frac{\hat{q}_1}{(z_p^2 + x^2 + y^2)^{1/2}}. \quad (7.11)$$

Note that under the symmetry (5.6), the magnetizations flip sign, while the charge densities remain invariant. In a duality frame with D4-charge considered to be magnetic, the roles of \hat{p}^1 and \hat{q}_1 would be exchanged, with the former giving rise to a magnetization density and the latter to a charge density.

For values of $\tilde{\rho}_p = \rho_p/\ell$ of order 1, z_p is of order ℓ , causing the current density to be concentrated in a region of order ℓ . The charge density due to the probe will generically be much smaller than the background charge density (7.3) provided $p^0 v^2 \ll N$, which, not surprisingly, was the condition for the probe approximation to be valid. However since the background magnetic field vanishes, the magnetizations and corresponding spatial currents are entirely due to the probe.

Probes located at different positions will produce these currents appropriately translated in the (x, y) -plane, and multiple probes will produce currents which are superpositions of single probe currents. An example is shown in figure 22.

More generally, the probes will also source the scalar and the metric, which in the CFT corresponds to fluctuations in the expectation value of some scalar operator and in the energy-momentum tensor. This can be studied in a similar way but we will not do this here.

For global AdS, a similar analysis can be done, although we can no longer make use of the simple map to flat space electromagnetism, so the gauge field propagator is somewhat more involved. We give the relevant expressions in appendix B. To get a solution involving magnetic charges which is also consistent with Dirichlet boundary conditions on the vector potential associated to our choice of duality frame, the total magnetic charge must be zero. In a dynamic setup, where we start off with a purely electrically charged black hole, this will be guaranteed by charge conservation.

7.3 Probes in a black brane background

We now consider the system of actual interest, a probe charge in a general planar black hole background with a radially varying coupling constant. The background metric has the general form

$$ds^2 = -g_{tt}(\rho) dt^2 + g_{\rho\rho}(\rho) d\rho^2 + g_{xx}(\rho) (dx^2 + dy^2), \quad (7.12)$$

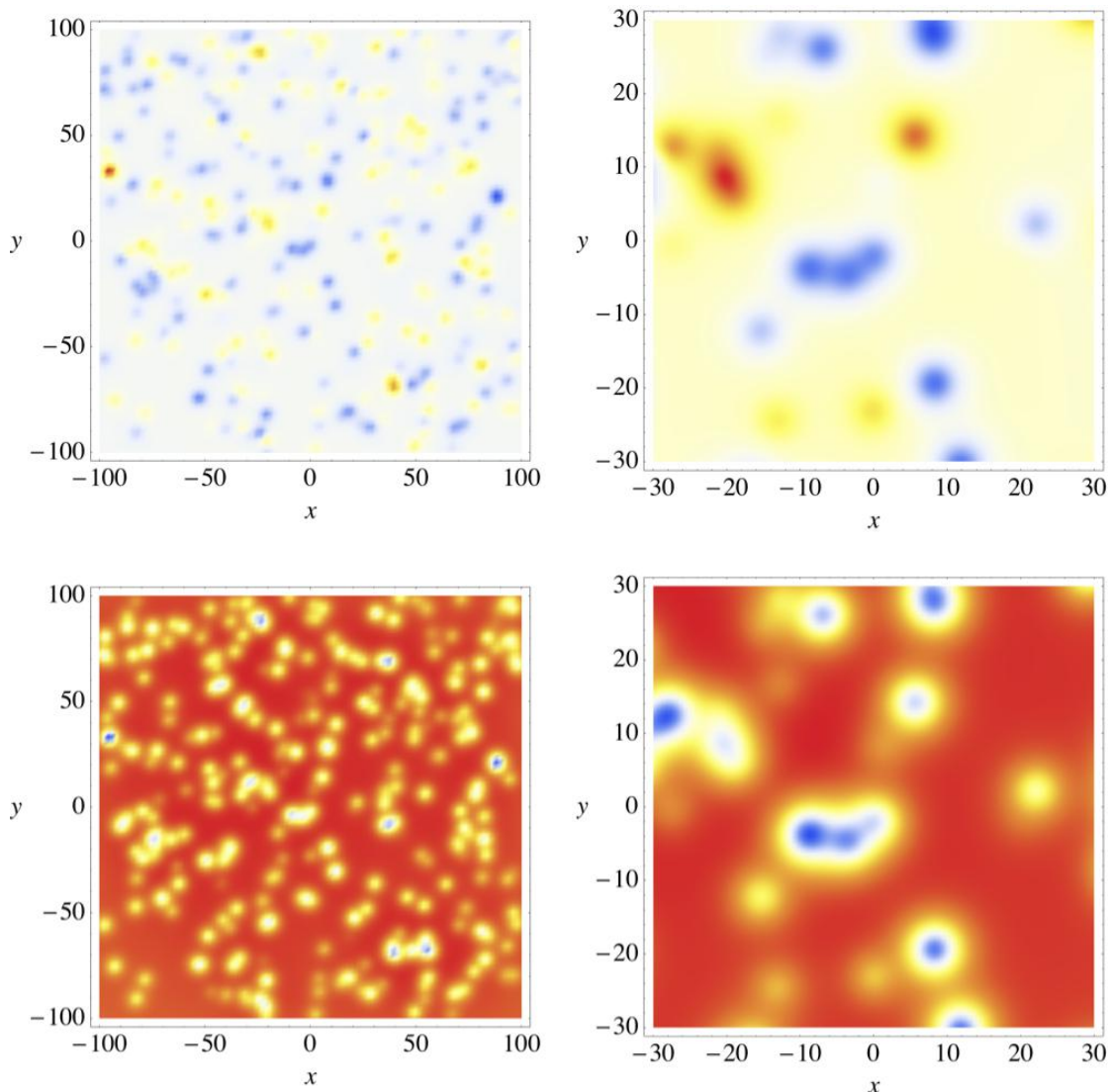


Figure 23. Holographic projection of D2 (top) and D0 (bottom) charge density fluctuations due to the cloud shown in figure 17 on the left, for the choice of duality frame in which the D0 and D2 charges are electric. Red = positive, blue = negative. Notice the lumps always have negative D0 charge (same as background), while the D2 charge can have either sign. At this fairly low density, the individual lumps are still clearly discernible. In a duality frame in which the D0 or D2 charge is considered magnetic, we get similar looking magnetization or vorticity densities instead, i.e. circulating vortex currents analogous to figure 22.

with AdS₄ asymptotics at $\rho = \infty$, and the Maxwell Lagrangian takes the form $\mathcal{L} = \frac{1}{4g(\rho)^2} F^{\mu\nu} F_{\mu\nu}$. In our setup, we have $g_{tt} = V(\rho)$, $g_{\rho\rho} = 1/V(\rho)$, $g_{xx} = W(\rho)$ and e.g. $\frac{1}{g_{D_0}^2} = \frac{2\pi v^3}{3} y(\rho)^3$, with the relevant explicit expressions given in (4.14)–(4.15).

In this case, it is no longer possible to find analytic solutions. In appendix C we obtain a general approximate solution based on a WKB analysis. The final result is given

in (C.21), to which (C.23) is a good enough approximation for our purposes:

$$j^t(r) = \frac{q}{2\pi} \eta_p \left(\frac{v_p}{(x^2 + y^2 + v_p^2)^{3/2}} - \frac{2v_h - v_p}{(x^2 + y^2 + (2v_h - v_p)^2)^{3/2}} \right). \quad (7.13)$$

Here

$$\eta_p \equiv \frac{g(\rho_p) g_{tt}^{1/4}(\rho_p)}{g(\infty) g_{xx}^{1/4}(\rho_p)}, \quad (7.14)$$

and v_h, v_p are the “optical distances”¹⁷ from the boundary $\rho = \infty$ of AdS to the horizon $\rho = 0$ and to the probe $\rho = \rho_p$, that is

$$v_h \equiv \int_0^\infty d\rho \sqrt{\frac{g_{\rho\rho}}{g_{xx}}}, \quad v_p \equiv \int_{\rho_p}^\infty d\rho \sqrt{\frac{g_{\rho\rho}}{g_{xx}}}. \quad (7.15)$$

The first term in (7.13) is similar to the empty AdS solution (7.7), and the second term can be interpreted as due to an image charge behind the black hole horizon. Higher order corrections to this formula can similarly be interpreted as due to more image charges, obtained by subsequent mirroring over the horizon and boundary planes; see the appendix for more details.

Using this, we can now compute the CFT charge density profiles corresponding to any cloud of bound probe particles. Actual examples are shown in figures 23 and 24. At low density (figure 23), we can still discern the charge disks associated to individual probes, at high density (figure 24) this is no longer the case. (In this regime we would also expect the probe approximation to break down and interaction effects to become important.) From the boundary CFT point of view, the aging process described in section 6.2 corresponds to a gradual, exponentially slow “melting” of the charged/magnetized lumps into the homogeneous background. On the other hand, the decay of the homogeneous state into stable bound states outlined in section 6.3 corresponds to a gradual increase in inhomogeneity, up to and beyond the situation shown in figure 24.¹⁸

7.4 Probe dynamics and transport

Recall that the bound probe charges are all magnetically charged with respect to the background black hole, which means that they will be magnetically trapped by the background — classically, when kicked, they get stuck on circular orbits, quantum mechanically they form localized Landau droplets. Another way of thinking about this is that separated electric and magnetic charges come with intrinsic angular momentum stored in the electromagnetic field, so conservation of angular momentum will tend to obstruct free motion of the probes. Similar rigidifying magnetic interactions occur between the different probes, as well as through backreaction polarization effects of the probes on the black hole horizon.

¹⁷Notice that in terms of the v coordinate defined by $dv = \sqrt{g_{\rho\rho}/g_{xx}} d\rho$, the metric becomes spatially isotropic: $ds^2 = -g_{tt}dt^2 + g_{xx}(dv^2 + dx^2 + dy^2)$.

¹⁸If this transition must proceed through thermal activation, the process will be exponentially slow again. If it can proceed through some classical dynamical instability — which we did not analyze — the process may be fast.

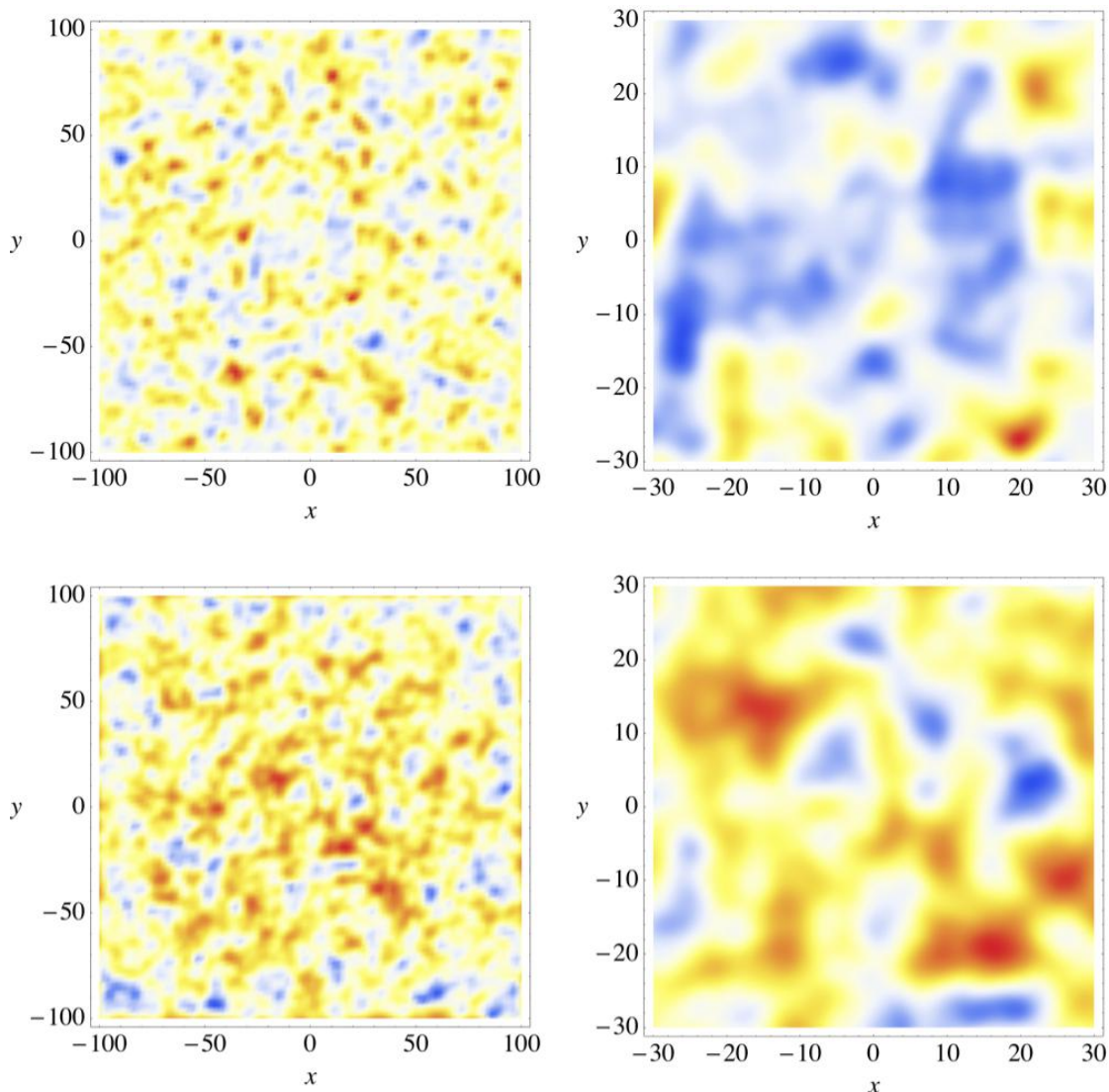


Figure 24. Same as in in figure 23 but now showing the profiles corresponding to the high density case, 17 on the right. Although the individual charge disks are no longer discernible, their characteristic size would show up in a spectral analysis of the plot.

Thus we get a significant obstruction to spontaneous clumping or ordering effects one might naively have expected in the cloud, and various transport coefficients such as conductivity and viscosity may be strongly affected.

At a more basic level, due to thermal activation, we may expect some of the probes to wobble around in their magnetic traps while other lay dormant. Furthermore, clusters of cloud particles may rearrange themselves and relax in a hierarchical cascade due to mutual interactions. In the CFT, this will show up as *dynamical* inhomogeneities. Even at high density, in contrast to the charge densities themselves, these may still be expected to show up as distinguishable, locally active regions, since such regions will be relatively sparse, and their kinetic energy will only slowly be dissipated to other regions. In this way, inho-

mogeneities caused by probes will be different from inhomogeneities caused by a disordered horizon. The emergence of dynamical inhomogeneities appears to be a characteristic though not fully understood features of supercooled liquids near the glass transition [1–3, 10–12]. The effect we just described may be a holographic incarnation of this.

The presence of a sufficiently dense probe cloud may also lead to a dramatic increase in viscosity, characteristic of approach to the glass transition. The shear viscosity η can be viewed as momentum conductivity, more precisely e.g. conductivity of p_y -momentum in the x -direction. When black branes are stirred in the y -direction, the induced momentum does not propagate far along x on the horizon — rather it falls quickly into the black hole. As a result, the viscosity of a black brane is very low, leading to the famously low $\eta/s = 1/4\pi$. However, this changes completely in the presence of a cloud with rigidifying magnetic interactions, as these interaction may have a strong drag effect, possibly leading to an enormous increase in momentum transport, i.e. an enormous increase in shear viscosity. Moreover, magnetic charges in the cloud may be expected to dramatically reduce charge transport efficiency by the black brane, by the “eddy current brake” mechanism [168]. Such a dramatic drop in (global) charge (i.e. matter) transport efficiency is another feature characteristic of the approach to the glass transition.

We leave exploration of these intriguing ideas to future work.

7.5 Strings as an obstruction to string theory realizations

It would be desirable to have an explicit dual CFT realization of our setup. The model we have studied can be characterized as the bosonic sector of an $\mathcal{N} = 2$ Fayet-Iliopoulos gauged supergravity with cubic prepotential. The two massless U(1)s we have are sourced by charges which are parametrically heavier than the AdS scale — they can be thought of as wrapped D0, D2, D4 and D6 branes in type IIA.

In the flat space case, this model is a universal subsector of any type IIA Calabi-Yau compactification, providing a consistent truncation of the corresponding four dimensional effective theories. The model we studied is basically the simplest possible uplift of this to AdS. It would therefore seem logical that it should be equally easy to embed this model in string theory. In particular, flux compactifications, such as type IIA on $\mathbb{C}\mathbb{P}^3$ with N units of RR 6-form flux and k units of RR 2-form flux through the $\mathbb{C}\mathbb{P}^3$ (this one specifically being dual to the ABJM quiver Chern-Simons CFT [83]), or related compactifications [139–149], would appear to be natural candidates.

However there is a general obstruction to this idea. Any $\text{AdS}_4 \times M_6$ compactification of type IIA string theory which is supported by fluxes will have the property that some linear combination of the U(1)s obtained by naively reducing the RR potentials coupling to wrapped D-branes is in fact Higgsed and thus massive. The mechanism for this was exhibited explicitly for $\mathbb{C}\mathbb{P}^3$ e.g. in [83]. A general diagnostic for a U(1) being Higgsed is that magnetic monopole charges necessarily come with confining strings attached; they are magnetic flux lines squeezed together by the Meissner effect. Now, if some compact p -cycle is threaded by n units of Ramond-Ramond magnetic p -form flux, a Dp -brane wrapped around this cycle will necessarily come with n fundamental strings attached. This follows directly from Gauss’ law for the D-brane worldvolume gauge theory: the flux creates a

background charge for this gauge field, which due to the compactness of the brane must be canceled by the charge carried by open string endpoints. Thus, at least one of the RR $U(1)$ s present in the original Calabi-Yau compactification must be Higgsed by turning on fluxes. This can also be seen more directly in flux compactifications of supergravity, with the Higgs scalar emerging from the reduction of the dilation-axion. More specifically, for compactifications on \mathbb{CP}^3 with N units of RR 6-form flux and k units of RR 2-form flux, wrapped branes carrying D6- and D2-charge will generically come with strings attached, except for the specific ratio (proportional to N/k) of the charges for which the two flux tadpoles exactly cancel each other. Only the corresponding combination of the D0- and D4- $U(1)$ s survives as a gauge symmetry, the other one becomes massive.

Thus, if we try to embed our model in string theory in this way, we would have to accommodate these features. Generic probes would have to come with fundamental strings attached (stretched from the horizon to the probe or between the probes), and the massive photon would decay exponentially rather than polynomially. It can be checked that generically these “stringy” effects scale in exactly the same way with N and v as the other forces we considered. For example the probe potential (5.2) for a D6 scales as $V_p \sim Nv/\ell$. On the other hand, making the identification of the string length as in [83], $\ell_s = \ell/\sqrt{v}$, a string stretched over a coordinate distance $\Delta\rho$ would have an energy of order $E_s \sim \Delta\rho/\ell_s^2 \sim v/\ell$ (times something of order 1, assuming $\Delta\rho/\ell$ is of order 1). But by the above arguments, a single D6 comes not with one, but with N strings attached. Hence $E_s \propto Nv/\ell$, the same scaling as the potential. This turns out to be the case for various other similar comparisons of scales. We conclude that in these models, the features we have exhibited are not obviously obliterated, nor are they obviously preserved.

There are of course compactifications which can consistently be truncated to the model we consider. The simplest case in perhaps M-theory on $AdS_4 \times S^7$, which corresponds to the case $k = 1$ of the IIA \mathbb{CP}^3 compactification considered above. The problem with these is that they have very light charged matter, with masses of the order of the AdS scale, which will tend to condense and form superconducting condensates [77, 78]. This would again qualitatively affect our discussion. To physically trust our model, we need all charged matter to be parametrically heavy, which in at least the simpler examples means charges should be wrapped D-branes in a type II picture; in the usual Freund-Rubin compactifications, towers of charged KK modes tend to have masses going all the way down to the AdS scale [150]. This is not to say that in such cases glassy models are excluded. It is quite possible that analogous considerations can be made in the presence of light charged matter. But it would alter the analysis of this paper.

Borrowing language originating from the study of AdS_5 - CFT_4 pairs [151–153], we might call the heavy charges we have been assuming “baryonic” charges. Indeed since it takes as many quarks as there are colors to make a baryon, states with nonzero baryon number in the CFT are guaranteed to be heavy at large N . From the bulk dual point of view, baryons are heavy because they correspond to internally wrapped branes. Similar considerations hold for the $AdS_4 \times Y_7$ - CFT_3 analogs [154, 155]. Examples are M-theory compactifications on Sasaki-Einstein manifolds with nonzero betti number, such as $Q^{111} = SU(2)^3/U(1)^2$, or quotients thereof [139–142, 145–148, 154, 155]. Although this comes

closer, our model is again not quite a consistent truncation of the low energy effective action of such models [139, 140, 156]; there are additional light scalars involved, which again may be expected to qualitatively change the analysis. A rather different class of flux compactifications involving Calabi-Yau orientifolds was studied in [169] and black brane solutions in this setup were constructed in [170]. In this case the obstruction to the most obvious attempts at embedding the model appear to be that the orientifold projection eliminates the desired massless $U(1)$ s, which is surely related to the above general considerations.

It would be very interesting to follow a more direct top-down approach and see if bound states of the type we have analyzed here persist in models with a UV completion in string theory. In particular, in view of its genericity, it would be of interest to investigate the effect of the Higgsed $U(1)$, specifically the impact of necessarily having strings attached to the probes.

8 Conclusions and outlook

We have accomplished the following in this work:

1. We have mapped out the complete thermodynamic phase diagram of a general class of nonextremal charged AdS black hole solutions with running scalars, uncovering a rich phase structure.
2. We have established the existence of finite temperature stationary bound states of these black holes with probe black holes. This implies the existence, in principle, of the corresponding nonlinear solutions to the coupled Einstein equations. Black branes can form stable and metastable bound states with arbitrary numbers of different charges, to a large extent trapped by magnetic forces. This leads to metastable, strongly disordered states with an extensive configurational entropy. In contrast to other studies of disordered holography [53, 57–62], the disorder is not induced by sources (which remain uniform), but is spontaneously generated.
3. We have mapped out the regions in thermodynamic state space where such bound states can form, and have extensively studied their properties, including their dynamical and thermodynamical stability and the distributions of their radial sizes and barrier heights.
4. To the extent allowed by the probe approximation, and neglecting mutual probe interactions, we have studied the relaxation dynamics of clouds of bound probes, and established they exhibit logarithmic aging behavior characteristic for many amorphous systems. The aging rate at a given time scale is set by the density of states with a given barrier height set by the logarithm of the time scale.
5. We have determined the detailed holographic map from bulk bound probe configurations to charge and vorticity densities in the dual CFT. Typically, quenched clouds of bound states map to structures of comparable characteristic sizes, but vastly different

exponential lifetimes. At the static level, these bound state homogeneities may be hard to distinguish from horizon inhomogeneities. However they will have rather different dynamical signatures. In particular since the tunneling of bulk probes marks a cooperative rearrangement of a certain size in the dual CFT, they may potentially be used to understand the striking dynamical heterogeneities and correlations that are observed in supercooled liquids.

The overall picture we propose is that whereas plain, smooth black branes are holographic duals of fluids, amorphyously “fragmented” black branes represent more glassy phases of matter. Most of the analysis of this paper was done in a probe approximation, and therefore the kind of fragmented branes we had actual control over were black branes dressed with clouds of charged probe black holes. Nevertheless, already at this level we could demonstrate characteristic features of glassy relaxation, including logarithmic aging. If our overall picture is correct, such cloudy branes can be expected to interpolate between fluids and genuine glasses, and may also potentially exhibit the properties of supercooled liquids approaching the glass transition. If so, holography may provide important new insights into the still elusive nature of the glass transition, as it provides direct access to the thermodynamic state space, allows for efficient computation of transport coefficients (which are the prime diagnostic for the approach to the glass transition), and is particularly powerful exactly in regimes that are relevant to glassy physics. However, more work is needed towards this goal, including the following:

1. As we have seen, the black hole horizon itself is thermodynamically unstable (perturbatively in some case, nonperturbatively in others) to formation of inhomogeneities, similar to the instabilities found in [28–31, 33, 37, 38, 40–47]. The relative importance of this compared to the inhomogeneities caused by bound particles needs to be assessed. For some but not all of the black branes forming bound states, there is indeed a perturbative thermodynamic instability in the grand canonical ensemble, which suggests instability towards inhomogeneities (phase mixtures) in the micro-canonical ensemble. One may wonder if such phase mixtures may be exhibited by a purely thermodynamic analysis, similar to [63]. If we restrict to mixtures of the black brane phases described in this paper, the answer is no. For two phases to coexist, their temperature, chemical potentials and pressure (free energy density) must be equal. It can be checked that for our black brane phases, this implies the phases are identical. It seems therefore that a direct analysis of spatially inhomogeneous solutions, along the lines of [28–31, 33, 37, 38, 40–47], will be necessary to investigate this question.
2. Both supercooled liquids and glasses are produced by thermal quenches, i.e. fast cooling of the liquid phase. The properties of the resulting phase depend crucially on the cooling rate. We did not work out in any detail a concrete holographic realization of such a quench (although we did give some suggestions in footnote 15). It would be interesting to do so. Since the result of a quench is effectively immediate, it is plausible that the classical instabilities mentioned above may play an important role;

for example one could imagine a Gregory-Laflamme type instability [28] (augmented by quantum effects to allow horizons to split off) spitting out large droplets of black hole brane, along the lines of e.g. [31], getting subsequently trapped in metastable potential wells.

3. The setups we studied in which the probe approximation remains valid at all times, namely clouds of probe charges that are not too dense and that are metastable, do not describe genuine glasses, since they ultimately return to the liquid (bare black brane) state. To get a system that does not relax back to the liquid phase, we need to go to regimes where stable bound states exist. Here we did see indications of relaxation dynamics getting irreversibly lost in the free energy landscape, a characteristic feature in many theories of glasses. However in this case we exit the probe regime in finite time. Therefore to really probe the glass phase and the glass transition, it will be important to go beyond the probe approximation. Some of the features that can be expected to arise were outlined in section 6.3. We should also point out that even within the probe approximation, neglecting probe-probe interactions on exponentially long time scales is physically not justified, in particular not if these interactions may lead to probe black holes merging into larger and therefore more stable black holes. Taking probe interactions into account at this level can be done without having to solve for the fully backreacted geometries.
4. We restricted to relaxation through classical thermal activation. At sufficiently low temperatures, quantum tunneling will become the dominant channel. The amplitude for tunneling through a barrier is suppressed by an exponential factor $e^{-\int |p|dq}$, which can be computed directly from e.g. (A.1).
5. It would be very interesting to compute holographic transport coefficients in the presence of black hole bound states. As equilibrium supercooled liquids approach the glass transition temperature, the system exhibits dynamical arrest without any clear static structural changes, and associated to this is a dramatic increase in shear viscosity and a decrease in diffusion coefficients. Since we no longer have a single horizon, but rather a fragmented conglomerate of horizons, there is no reason for the universal results for viscosity and conductivity to remain valid. In fact, tracing the reasoning of [15], it is clear that the presence of matter in the bulk will significantly alter these universality results. As we mentioned in section 7.4, there are good reasons to believe even modest clouds could lead to dramatic increase in the shear viscosity.
6. As discussed in section 7.5, there are obstacles to finding an explicit holographic dual of our model as it stands. Although the theory we start from is very similar to the low energy effective theory dual to the ABJM CFT [83], it misses the Higgs scalar that renders one of the $U(1)$ s massive, and forces D6- and D2-charges to come with strings attached. We argued that this feature is in fact universal for any Freund-Rubin-like string flux compactification. It would therefore seem quite important to see what the impact is of adding this feature to the analysis.

7. More generally, it would be useful to propose simplified models to capture the essential physics of glassy holography in a more transparent way. Our model was motivated primarily because it was the simplest uplift of asymptotically flat $\mathcal{N} = 2$ supergravity to AdS, making it likely a priori that black hole bound states would be found. But obviously, if we do not insist to this relation, much simpler models might be possible. Indeed if we extrapolate to the fullest extent the real-world observation that virtually all known liquids form glasses when cooled sufficiently fast, we should expect glassy states to appear in setups simpler than ours.
8. Finally, it would be extremely interesting to ultimately extract lessons for the general theory of the glass transition from the holographic picture. The geometrization of scale hierarchies, the natural symbiosis of thermodynamic and kinetic aspects and the easy access to out-of-equilibrium physics that are offered by holography, all of crucial importance for any theory of glasses, make us think that there are indeed important lessons to be learned from the holographic approach. Conversely, one may hope that empirical knowledge of the properties of glasses will then lead to a better understanding of the fundamental landscape of quantum gravity, de Sitter space, and the universe itself.

Acknowledgments

It is a great pleasure to thank Curtis Asplund, Tatsuo Azeyanagi, George Coss, Alessandra Gnechi, Monica Guica, Sean Hartnoll, Thomas Hertog, Diego Hofman, Laurens Kabir, Jorge Kurchan, Gim Seng Ng, Omid Saremi, Edgar Shaghoulian, Alessandro Tomasiello, Gonzalo Torroba, Toine Van Proeyen, Bert Vercoocke and Alberto Zaffaroni for valuable discussions. The authors would also like to thank the workshop “Cosmology and Complexity” in Hydra where part of this work took place. Frederik Denef would like to thank the theory group at Milano Bicocca for warm hospitality. This work was supported in part by DOE grant DE-FG02-91ER40654, NSF grant no. 0756174 and by a grant of the John Templeton Foundation. The opinions expressed in this publication are those of the authors and do not necessarily reflect the views of the John Templeton Foundation. The final stages of this work were supported in part by the National Science Foundation under Grant No. PHYS-1066293 and the hospitality of the Aspen Center for Physics. Lucas Peeters was supported by a Fellowship of the Belgian American Educational Foundation.

A Probe degeneracy of states and cloud densities

The energy of a probe of charge q and position dependent rest mass m in a background metric $ds^2 = -\nu^2 dt^2 + h_{ij} dx^i dx^j$ and electromagnetic field A_μ is

$$H = \nu \sqrt{m^2 + h^{ij} (p_i + qA_i)(p_j + qA_j)} + qA_0. \tag{A.1}$$

The semiclassical 1-particle density of states per unit volume and energy is

$$g(E, \vec{x}) = \frac{1}{(2\pi\hbar)^3} \int d^3p \delta(H - E) \Omega(q, m), \tag{A.2}$$

where $\Omega(q, m)$ corresponds to the internal state degeneracy for the given charge and local rest mass. Integrating this over a large range of coordinates and energies gives the number of states available to the particle in this range. Doing the integral with the above expression for H substituted and denoting the kinetic energy by $\epsilon \equiv E - qA_0 - m\nu \geq 0$, this becomes

$$g(\epsilon, \vec{x}) = \frac{\Omega(q, m)}{(2\pi)^3} \frac{4\pi\sqrt{h}}{\nu^3} \sqrt{\epsilon(2m\nu + \epsilon)} (m\nu + \epsilon). \quad (\text{A.3})$$

Assuming a dilute gas so interactions are negligible and particle densities are exponentially small, the expected number density of particles of mass m and charge q at temperature T and chemical potential μ is then

$$\langle n_{q,m}(\vec{x}) \rangle = \int_0^\infty d\epsilon g(\epsilon, \vec{x}) e^{-(q(A_0-\mu)+m\nu+\epsilon)/T}. \quad (\text{A.4})$$

(The density is defined such that the total number in a region \mathcal{R} is $\int_{\mathcal{R}} d^3x n_{q,m}(\vec{x})$.) In the nonrelativistic regime, i.e.

$$T \ll m\nu, \quad (\text{A.5})$$

this is approximately

$$\langle n_{q,m}(\vec{x}) \rangle \approx \frac{\Omega(q, m)}{(2\pi)^3} \frac{4\pi\sqrt{h}}{\nu^3} \sqrt{\frac{\pi}{2}} (m\nu T)^{3/2} e^{-(q(A_0-\mu)+m\nu)/T}. \quad (\text{A.6})$$

To apply to our setup, note that we can identify

$$V_{em} = qA_0, \quad V_{\text{grav}} = m\nu \quad V_p = qA_0 + m\nu \quad \nu = \sqrt{V} \quad \sqrt{h} = \frac{W}{\sqrt{V}}, \quad (\text{A.7})$$

with the various quantities appearing here defined in sections 3 and 5. By comparing to the discussion in section 5.2, we see moreover that we should take $\mu = 0$, if, as we do, we take A_0 to be zero at the black hole horizon. Equation (A.6) then translates to

$$\langle n_\gamma(\vec{x}) \rangle \approx \frac{1}{(2\pi)^3} \frac{4\pi W}{V^2} \sqrt{\frac{\pi}{2}} (V_{\text{grav},\gamma} T)^{3/2} \Omega(\gamma) e^{-V_{p,\gamma}/T}, \quad (\text{A.8})$$

where $\Omega(\gamma) = 1$ if the probe is a structureless particle and $\Omega(\gamma) = e^{S(\gamma)}$ if the probe is a black hole. The low temperature condition (A.5) needed for the nonrelativistic approximation to be valid translates to $T \ll V_{\text{grav}}$, which at finite separation from the horizon is satisfied under our assumptions, since $V_{\text{grav}} \propto N$. Of course at the horizon, the nonrelativistic approximation breaks down together with the rest of low energy field theory.

B Gauge field propagator in global AdS₄

The electric potential due to a stationary charge q sitting at a point \vec{x}_p in Minkowski space is given by

$$A_t = \frac{q}{4\pi|\vec{x} - \vec{x}_p|}. \quad (\text{B.1})$$

This seemingly simple expression gives us a lot of information about the electric field of a particle in flat space. Notably, we can discern that multipole moments of the electric field get washed out as we get farther away from the particle. This is an obvious sanity check, as a point charge sitting at \vec{x}_p is no different than a point charge sitting at the origin when regarded by a far away observer.

We wish to determine the exact form of A_μ in analogy with (B.1). That is, for a static particle sitting at an arbitrary point \vec{x}_p in the bulk of AdS₄ with metric given by

$$ds^2 = - \left(1 + \frac{r^2}{\ell^2} \right) dt^2 + \frac{dr^2}{\left(1 + \frac{r^2}{\ell^2} \right)} + r^2 d\Omega^2 . \tag{B.2}$$

We follow the derivation of [167], which is formulated in Euclidean space. This amounts to taking $t \rightarrow i\tau$ in (B.2).

The action of a gauge field in Euclidean AdS₄ is given by

$$S_A = \int d^4x \sqrt{g} \left(\frac{1}{4} F^{\mu\nu} F_{\mu\nu} - A_\mu J^\mu \right) , \tag{B.3}$$

and its response to an external current J^ν is

$$A_\mu(x) = \int d^4x' \sqrt{g} G_{\mu\nu'}(x, x') J^{\nu'}(x') , \tag{B.4}$$

where $G_{\mu\nu'}(x, x')$ is the propagator. Maxwell's equations $\nabla_\mu F^{\mu\nu} = -J^\nu$ impose

$$\nabla^\mu (\partial_\mu G_{\nu\nu'} - \partial_\nu G_{\mu\nu'}) = -g_{\nu\nu'} \frac{\delta(x, x')}{\sqrt{g}} . \tag{B.5}$$

The expression for the gauge invariant part of $G_{\mu\nu'}(x, x')$ can be given in a manifestly coordinate independent way. To do this we note that Euclidean AdS can be constructed by embedding the hyperboloid

$$-X_0^2 + X_E^2 + X_1^2 + X_2^2 + X_3^2 = -\ell^2 \tag{B.6}$$

in 5-dimensional minkowski space with metric

$$ds_{5d}^2 = g_{\mu\nu}^d dX^\mu dX^\nu = -dX_0^2 + dX_E^2 + dX_1^2 + dX_2^2 + dX_3^2 . \tag{B.7}$$

We obtain the metric (B.2) by parametrizing the hyperboloid as

$$\begin{aligned} X_1 = x = r \sin \theta \cos \phi , & & X_2 = y = r \sin \theta \sin \phi , & & X_3 = z = r \cos \theta \\ X_0 = \sqrt{\ell^2 + r^2} \cosh(\tau/\ell) , & & X_E = \sqrt{\ell^2 + r^2} \sinh(\tau/\ell) . & & \end{aligned} \tag{B.8}$$

For two points corresponding to \vec{X} and \vec{X}' on the hyperboloid in (B.6), we define a bilinear

$$u(X, X') = -1 - \frac{P(X, X')}{\ell^2} \tag{B.9}$$

where $P(X, X') = g_{\mu\nu} X^\mu X'^\nu$ is the dot product in the ambient minkowski space. The quantity P is related to the geodesic distance D between points \vec{X} and \vec{X}' by $P = \ell^2 \cosh D/\ell$. In terms of u , the gauge invariant part of the propagator is given by

$$G_{\mu\nu'}(x, x') = -(\partial_\mu \partial_{\nu'} u) F(u), \tag{B.10}$$

where

$$F(u) = \frac{1}{4\pi^2} \frac{1}{u(2+u)}. \tag{B.11}$$

In terms of the coordinates (B.8), $u(X, X')$ is given by

$$u = -1 - \frac{\vec{x} \cdot \vec{x}'}{\ell^2} + \sqrt{1 + \frac{r^2}{\ell^2}} \sqrt{1 + \frac{r'^2}{\ell^2}} \cosh\left(\frac{\tau - \tau'}{\ell}\right), \tag{B.12}$$

where $\vec{x} \cdot \vec{x}'$ the standard flat Euclidean dot product between the two vectors and $r^2 = \vec{x} \cdot \vec{x}$.

We wish to evaluate (B.4) for a point charge sitting motionless at \vec{x}_p , that is

$$J^{\nu'}(\vec{x}') = \left(q \frac{\delta(\vec{x}' - \vec{x}_p)}{\sqrt{g}}, 0, 0, 0 \right). \tag{B.13}$$

This boils down to computing

$$A_\mu = - \frac{q}{4\pi^2} \int d\tau' (\partial_\mu \partial_{\tau'} u) \frac{1}{u(2+u)} \Big|_{\vec{x}' = \vec{x}_p}. \tag{B.14}$$

Because $F(u)$ is even in τ' and $\partial_{\tau'} u$ is odd, the integral vanishes for all components of A_μ except A_τ . Computing the integral is straightforward and the final result is

$$A_\tau = \frac{q}{4\pi^2 \ell} \left(\frac{2+w-v}{\sqrt{v(2+w)}} \arctan\left[\frac{\sqrt{v(2+w)}}{v}\right] + \frac{2+v-w}{\sqrt{w(2+v)}} \arctan\left[\frac{w}{\sqrt{w(2+v)}}\right] \right), \tag{B.15}$$

where we have defined the quantities

$$v \equiv -1 - \frac{\vec{x} \cdot \vec{x}_p}{\ell^2} + \sqrt{1 + \frac{r^2}{\ell^2}} \sqrt{1 + \frac{r_p^2}{\ell^2}} \quad \text{and} \quad w \equiv -1 + \frac{\vec{x} \cdot \vec{x}_p}{\ell^2} + \sqrt{1 + \frac{r^2}{\ell^2}} \sqrt{1 + \frac{r_p^2}{\ell^2}}. \tag{B.16}$$

For large ℓ we find

$$v = \frac{(\vec{x} - \vec{x}_p)^2}{2\ell^2} + \mathcal{O}(\ell^{-4}), \quad w = \frac{(\vec{x} + \vec{x}_p)^2}{2\ell^2} + \mathcal{O}(\ell^{-4}), \tag{B.17}$$

and

$$A_\tau = \frac{q}{4\pi |\vec{x} - \vec{x}_p|} + \mathcal{O}(\ell^{-2}). \tag{B.18}$$

We have chosen our normalization such that we get the correct result in the $\ell \rightarrow \infty$ limit, this is why our conventions differ by a factor of 4 in $F(u)$ from those used in [167].

The charge density induced on the conformal sphere is given simply by $\sigma_0 = \lim_{r \rightarrow \infty} r^2 F^{tr}$. We provide some plots of this charge density in figure 25. We have checked that our expression correctly gives q when integrated over the S^2 .

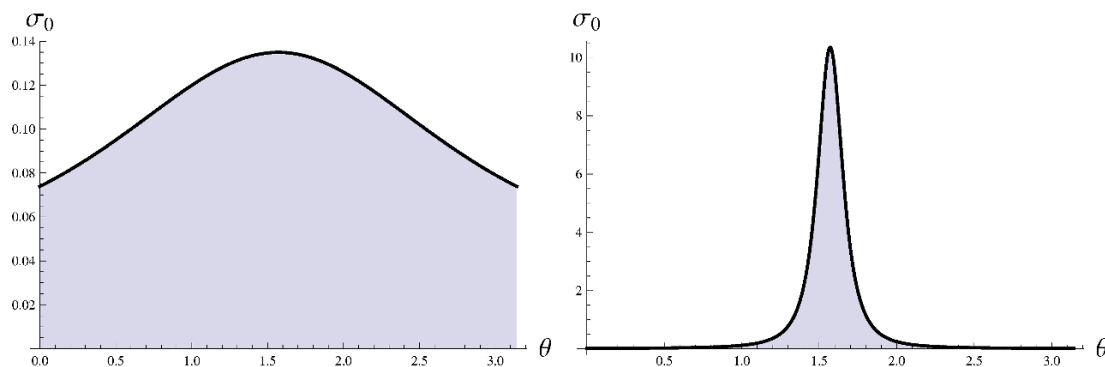


Figure 25. Charge density σ_0 for a point charge with $q = 1$ induced on the conformal sphere in units where $\ell = 1$. We take $\phi = 0$. *Left:* the charge is located at $\vec{x}_p = (0.4, 0, 0)$. *Right:* the charge is located at $\vec{x}_p = (8, 0, 0)$.

In order to obtain the U(1) currents induced by a magnetic charge, as explained in the main text, it is not possible to dualize the field strength formed by A_τ as the corresponding magnetic field would not obey the correct Dirichlet conditions on the boundary sphere. The currents are obtained by dualizing the field strength obtained from

$$A_\tau^{\text{mag}} = \frac{p}{4\pi^2\ell} \left(\frac{2+w-v}{\sqrt{v(2+w)}} \arctan\left[\frac{\sqrt{v(2+w)}}{v}\right] - \frac{2+v-w}{\sqrt{w(2+v)}} \arctan\left[\frac{w}{\sqrt{w(2+v)}}\right] \right), \tag{B.19}$$

in which case $(j^\theta, j^\phi) = \lim_{r \rightarrow \infty} r^2 (\tilde{F}_{\text{mag}}^{r\theta}, \tilde{F}_{\text{mag}}^{r\phi})$.

C Static charged particles in black hole backgrounds

In this appendix we work out approximate expressions for the electrostatic field produced by a point particle in a general planar black hole background with non-constant electromagnetic coupling constant.

The history of electrically charged static point particles in a black hole background dates back almost a century. In 1927, Whittaker wrote down an infinite series expansion for the electric field of a charged particle in a Schwarzschild background [171] and subsequently Copson [172], in the same year, found the analytic re-summed solution with the aid of Hadamard’s “elementary solution” to general second order partial differential equations [173]. Fifty years later, Copson wrote down the analytic solution of the electric field of a charged particle in an asymptotically flat Reissner-Nordstrom background [174]. Considerations of the electric field of a charged particle in Rindler space began with the work of Bradbury in 1962 [175] (see also [176] for a more complete historical account).

As far as we know, the problem of the electric field of a static charged particle in a charged AdS black hole/brane background with non-constant scalar couplings has not been addressed. In this appendix, we discuss a simple WKB approximation to the problem for the charged black branes considered in the main text.

General setup. Consider an action governing the dynamics of a U(1) gauge field A_μ in of the form:

$$S = - \int d^4x \sqrt{-g} \frac{\sigma(z)}{4} F_{\mu\nu} F^{\mu\nu} + Q \int A_\mu dx^\mu, \quad (\text{C.1})$$

where we have assumed a background:

$$ds^2 = -g_{tt}(z)dt^2 + g_{zz}(z)dz^2 + g_{xx}(z)(dx^2 + dy^2), \quad (\text{C.2})$$

and an z -dependent coupling $\sigma(z)$. We assume that the horizon is located at $z = z_h$ where $g_{tt}(z_h) = 0$ and the asymptotic boundary of the space is at $z = z_b$ where $z_b < z_h$.

We are interested in an electrostatic problem, and so we set $A_x = A_y = 0$. The equation of motion governing a time independent A_t is given by:

$$\partial_z \left(\frac{\sigma g_{xx}}{\sqrt{g_{zz}g_{tt}}} \partial_z A_t \right) + \sigma \sqrt{\frac{g_{zz}}{g_{tt}}} (\partial_x^2 + \partial_y^2) A_t = Q \delta(z - z_p) \delta(x) \delta(y). \quad (\text{C.3})$$

We have included a time independent delta function source at $(r_p, 0, 0)$. Thus we are led to solve an ordinary differential equation of general form (going to Fourier space in the (x, y) -coordinates):

$$\partial_z (\alpha(z) \partial_z A_t) - \beta(z) k^2 A_t = Q \delta(z - z_p). \quad (\text{C.4})$$

The effect of the delta function comes in the boundary conditions between the $z < z_p$ and $z > z_p$ solutions. It is convenient to define $\gamma(z) \equiv \beta(z)/\alpha(z)$ and $\zeta(z) \equiv \alpha(z)\beta(z)$. In terms of the original metric variables:

$$\gamma(z) = \frac{g_{zz}}{g_{xx}}, \quad \zeta(z) = \sigma^2 \frac{g_{xx}}{g_{tt}}. \quad (\text{C.5})$$

We now propose a WKB approximation to solve the equations of A_t :

$$A_t(z) = \exp \frac{1}{\lambda} [W_0(z) + \lambda W_1(z) + \dots], \quad \partial_z \rightarrow \lambda \partial_z, \quad (\text{C.6})$$

where λ is a formal small parameter used to keep track of the expansion and then set to one (analogous to \hbar in quantum mechanics). The equation obeyed by W_0 is given by:

$$(\partial_z W_0)^2 = k^2 \gamma(z), \quad (\text{C.7})$$

from which it follows that $W_0(z) = \pm k \int dz \sqrt{\gamma(z)}$. It is convenient to define a “flat” coordinate

$$v \equiv \int dz \sqrt{\gamma(z)}, \quad (\text{C.8})$$

in terms of which $W_0 = \pm kv + \text{constant}$. From this solution one can readily find that:

$$W_1(z) = -\frac{1}{4} \log \zeta(z). \quad (\text{C.9})$$

Validity of the WKB approximation requires $W_0' \gg W_1'$, that is $k\sqrt{\gamma} \gg \zeta'/\zeta$. The general solution is the linear combination:

$$A_t(z) = \zeta(z)^{-1/4} \left(c_k e^{kv(z)} + d_k e^{-kv(z)} \right). \quad (\text{C.10})$$

We denote the coefficients of the solution in the $z > z_p$ region by $(c_k^{(-)}, d_k^{(-)})$ and those in the $z < z_p$ region by $(c_k^{(+)}, d_k^{(+)})$. Similarly $v^{(+)}(z) = \int_{z_b}^z dz \sqrt{\gamma(z)}$ and $v^{(-)}(z) = \int_z^{z_h} dz \sqrt{\gamma(z)}$. Notice that $v^{(-)}(z) + v^{(+)}(z) = v^{(+)}(z_h) = v^{(-)}(z_b)$. Also note that $v^{(+)}(z)$ is monotonically increasing with increasing z .

Boundary conditions near AdS boundary. To fully specify the solution we must impose appropriate boundary conditions. We now assume we are in an asymptotically AdS space and that the boundary lies at $z_b = 0$ and the horizon at $z = z_h \gg 1$. Naturally, the point charge lies in the interval $0 < z_p < z_h$.

For $z < z_p$ one requires that the solution is fast-falling near the AdS boundary. So our boundary condition at $z = 0$ leads to the following $z < z_p$ solution:

$$A_t^{(+)} = c_k^{(+)} \zeta(z)^{-1/4} \sinh kv^{(+)}(z). \tag{C.11}$$

Matching at $z = z_p$. We must also impose continuity at $z = z_p$. In addition to continuity, the delta function source imposes a condition on the first derivative of A_t at $z = z_p$:

$$\lim_{\epsilon \rightarrow 0^+} (\partial_z A_t(z_p + \epsilon) - \partial_z A_t(z_p - \epsilon)) = \sqrt{\frac{\gamma(z_p)}{\zeta(z_p)}} Q. \tag{C.12}$$

The above conditions at z_p fix the remaining coefficients to:

$$d_k^{(-)} = \frac{e^{kv_h^{(+)}}}{2} \left(c_k^{(+)} - \frac{Q e^{-kv_p^{(+)}}}{k \zeta_p^{1/4}} \right), \quad c_k^{(-)} = \frac{e^{-kv_h^{(+)}}}{2} \left(-c_k^{(+)} + \frac{Q e^{kv_p^{(+)}}}{k \zeta_p^{1/4}} \right), \tag{C.13}$$

where we have defined $v_p^{(+)} \equiv v^{(+)}(z_p)$ and $\zeta_p \equiv \zeta(z_p)$.

Boundary conditions near the horizon. Let us assume that the metric very near the horizon is Rindler space, i.e. we are dealing with a non-extremal black brane. For our purposes here we may take the Rindler horizon to be at $z = 1$, with $\sigma(z) \equiv \sigma_h$ constant, and

$$ds^2 = -(1-z) dt^2 + \frac{dz^2}{(1-z)} + dx^2 + dy^2, \tag{C.14}$$

where z ranges from $-\infty$ to 1. For this geometry we have $\gamma(z) = 1/(z-1)$ and $\zeta(z) = \sigma_h/(1-z)$. Validity of the WKB approximation requires $k\sqrt{\gamma} \gg \zeta'/\zeta$, that is $k \gg 1/\sqrt{1-z}$. This is satisfied asymptotically for $z \rightarrow -\infty$ but breaks down when $z \rightarrow 1$, when the horizon is approached. Fortunately, we can obtain the analytic Fourier modes in the Rindler near horizon region and match to the WKB ansatz at the asymptotic boundary of the Rindler region, where it becomes reliable. This will allow us to obtain the proper boundary conditions on the WKB modes.¹⁹

¹⁹This is analogous to how in quantum mechanics the proper WKB boundary conditions at turning points are obtained from matching to the asymptotics of the exact solution of the Schrödinger equation in a linear potential.

As a boundary condition at the horizon we impose that the gauge field vanishes at the horizon $z = 1$. This means that the black hole horizon is an equipotential. In the Rindler region we can solve the equation for A_t exactly and find:

$$A_t^{(h)}(z) \propto \sqrt{1-z} I_1(2k\sqrt{1-z}), \quad (\text{C.15})$$

where $I_\nu(z)$ is the modified Bessel function of the first kind. For $z \rightarrow -\infty$ we can expand our solution and find:

$$A_t^{(h)}(z) \propto (1-z)^{1/4} \sinh(2k\sqrt{1-z}) \quad (\text{C.16})$$

The above takes a WKB form which fixes the coefficients of the $z > z_p$ WKB solution (C.10) to:

$$c_k^{(-)} = -d_k^{(-)}. \quad (\text{C.17})$$

We can now combine (C.13) with (C.17) to solve for $c_k^{(+)}$:

$$c_k^{(+)} = \frac{Q}{\zeta_p^{1/4} k} \frac{\sinh k(v_h^{(+)} - v_p^{(+)})}{\sinh kv_h^{(+)}}. \quad (\text{C.18})$$

Boundary CFT charge density. We would like to obtain the holographic charge density corresponding to the probe field. In general this is given by $j^t = \sigma \partial_z A_z|_{z=0}$. In Fourier space, this is given by:²⁰

$$j^t(k) = \sigma_b \partial_z A_z^{(+)}(0) = \frac{Q \sigma_b^{1/2}}{\zeta_p^{1/4}} \frac{\sinh k(v_h - v_p)}{\sinh kv_h}. \quad (\text{C.19})$$

Consistent with the WKB approximation scheme, we ignored the contribution from the z -dependence of the normalization factor, since this is a higher order term in the WKB expansion, which we have been neglecting.

To obtain its expression in the (x, y) -coordinates, we must Fourier transform $j^t(k)$:

$$j^t(r) = \frac{1}{(2\pi)^2} \int_0^{2\pi} d\theta \int_0^\infty dk k e^{-ikr \cos \theta} j^t(k). \quad (\text{C.20})$$

This integral can be performed by series expanding $j^t(k)$ in powers of e^{-kv_h} , integrating over k and then over θ :

$$j^t = \frac{Q}{2\pi} \eta_p \sum_{n=0}^\infty \left(\frac{v_p + 2nv_h}{(r^2 + (v_p + 2nv_h)^2)^{3/2}} - \frac{2(n+1)v_h - v_p}{(r^2 + (2(n+1)v_h - v_p)^2)^{3/2}} \right), \quad (\text{C.21})$$

where

$$\eta_p = \frac{\sigma_b^{1/2}}{\zeta_p^{1/4}} = \sqrt{\frac{\sigma_b}{\sigma_p} \frac{g_{tt}^{1/4}}{g_{xx}^{1/4}} \Big|_{z_p}}. \quad (\text{C.22})$$

In the large v_h limit, the $n = 0$ term in (C.21) dominates and we can write

$$j^t(r) = \frac{Q}{2\pi} \eta_p \left(\frac{v_p}{(r^2 + v_p^2)^{3/2}} - \frac{2v_h - v_p}{(r^2 + (2v_h - v_p)^2)^{3/2}} \right). \quad (\text{C.23})$$

²⁰Here and in what follows we drop the (+) index from v .

Notice that the second term can be thought of as due to an image charge behind the horizon, or equivalently due to an induced charge on the horizon, mimicking an image charge behind the horizon. As $z_p \rightarrow z_h$ the charge and its image cancel each other and the profile goes to zero. As we saw in the pure AdS case (cf. eq. (7.6)), the first term can furthermore be thought of as being due to the combination of a charge and an image charge reflected across the AdS boundary. The higher n corrections in (C.21) can be interpreted as contributions from further image charges, obtained by sequences of mirroring across the two conducting boundary surfaces $z = 0$ and $z = z_h$. These are suppressed by inverse powers of $v_h^{(+)}$, the “optical distance” between the boundary of AdS and the horizon.

As a check, notice that for $\sigma_b = \sigma_p = \frac{1}{4g^2}$, $g_{tt} = g_{zz} = g_{xx} = 1/z^2$, $z_h = \infty$, we recover the Poincaré AdS result (7.7).

Open Access. This article is distributed under the terms of the Creative Commons Attribution License ([CC-BY 4.0](https://creativecommons.org/licenses/by/4.0/)), which permits any use, distribution and reproduction in any medium, provided the original author(s) and source are credited.

References

- [1] G. Biroli and J.P. Garrahan, *Perspective: the glass transition*, *J. Chem. Phys.* **138** (2013) 120000 [[arXiv:1303.3542](https://arxiv.org/abs/1303.3542)].
- [2] M.D. Ediger and P. Harrowell, *Perspective: supercooled liquids and glasses*, *J. Chem. Phys.* **137** (2012) 080901.
- [3] J. Kurchan, *In and out of equilibrium*, *Nature* **433** (2005) 222.
- [4] A. Cavagna, *Supercooled liquids for pedestrians*, *Phys. Rep.* **476** (2009) 51 [[arXiv:0903.4264](https://arxiv.org/abs/0903.4264)].
- [5] J. Kurchan, *The quest for a transition and order in glasses*, <http://www.icts.res.in/media/uploads/Program/Files/kurchan.pdf> (2013).
- [6] L. Cugliandolo, *Out of equilibrium dynamics of complex systems*, <http://www.lpthe.jussieu.fr/leticia/TEACHING/cours-geneve.pdf> (2011).
- [7] P.G. Debenedetti and F.H. Stillinger, *Supercooled liquids and the glass transition*, *Nature* **410** (2001) 259.
- [8] V. Lubchenko and P.G. Wolynes, *Theory of structural glasses and supercooled liquids*, *Annu. Rev. Phys. Chem.* **58** (2007) 235 [[cond-mat/0607349](https://arxiv.org/abs/cond-mat/0607349)].
- [9] C.A. Angell et al., *Relaxation in glassforming liquids and amorphous solids*, *J. Appl. Phys.* **88** (2000) 3113.
- [10] L. Berthier and G. Boris, *Theoretical perspective on the glass transition and amorphous materials*, *Rev. Mod. Phys.* **83** (2011) 587.
- [11] D. Chandler and J.P. Garrahan, *Dynamics on the way to forming glass: bubbles in space-time*, *Annu. Rev. Phys. Chem.* **61** (2010) 191 [[arXiv:0908.0418](https://arxiv.org/abs/0908.0418)].
- [12] A.S. Keys et al., *Excitations are localized and relaxation is hierarchical in glass-forming liquids*, *Phys. Rev. X* **1** (2011) 021013 [[arXiv:1107.3628](https://arxiv.org/abs/1107.3628)].
- [13] T. Damour, *Quelques propriétés mécaniques, électromagnétiques, thermodynamiques et quantiques des trous noirs*, Ph.D. thesis, Paris University, Paris, France(1979).

- [14] R.H. Price and K.S. Thorne, *Membrane viewpoint on black holes: properties and evolution of the stretched horizon*, *Phys. Rev. D* **33** (1986) 915 [[INSPIRE](#)].
- [15] N. Iqbal and H. Liu, *Universality of the hydrodynamic limit in AdS/CFT and the membrane paradigm*, *Phys. Rev. D* **79** (2009) 025023 [[arXiv:0809.3808](#)] [[INSPIRE](#)].
- [16] I. Bredberg, C. Keeler, V. Lysov and A. Strominger, *Wilsonian approach to fluid/gravity duality*, *JHEP* **03** (2011) 141 [[arXiv:1006.1902](#)] [[INSPIRE](#)].
- [17] I. Bredberg, C. Keeler, V. Lysov and A. Strominger, *From Navier-Stokes to Einstein*, *JHEP* **07** (2012) 146 [[arXiv:1101.2451](#)] [[INSPIRE](#)].
- [18] G. Policastro, D.T. Son and A.O. Starinets, *The shear viscosity of strongly coupled $N = 4$ supersymmetric Yang-Mills plasma*, *Phys. Rev. Lett.* **87** (2001) 081601 [[hep-th/0104066](#)] [[INSPIRE](#)].
- [19] G. Policastro, D.T. Son and A.O. Starinets, *From AdS/CFT correspondence to hydrodynamics*, *JHEP* **09** (2002) 043 [[hep-th/0205052](#)] [[INSPIRE](#)].
- [20] P. Kovtun, D.T. Son and A.O. Starinets, *Viscosity in strongly interacting quantum field theories from black hole physics*, *Phys. Rev. Lett.* **94** (2005) 111601 [[hep-th/0405231](#)] [[INSPIRE](#)].
- [21] D.T. Son and A.O. Starinets, *Viscosity, black holes and quantum field theory*, *Ann. Rev. Nucl. Part. Sci.* **57** (2007) 95 [[arXiv:0704.0240](#)] [[INSPIRE](#)].
- [22] S. Bhattacharyya, V.E. Hubeny, S. Minwalla and M. Rangamani, *Nonlinear fluid dynamics from gravity*, *JHEP* **02** (2008) 045 [[arXiv:0712.2456](#)] [[INSPIRE](#)].
- [23] H. Liu, J. McGreevy and D. Vegh, *Non-Fermi liquids from holography*, *Phys. Rev. D* **83** (2011) 065029 [[arXiv:0903.2477](#)] [[INSPIRE](#)].
- [24] S.A. Hartnoll, *Lectures on holographic methods for condensed matter physics*, *Class. Quant. Grav.* **26** (2009) 224002 [[arXiv:0903.3246](#)] [[INSPIRE](#)].
- [25] N. Iqbal, H. Liu and M. Mezei, *Lectures on holographic non-Fermi liquids and quantum phase transitions*, [arXiv:1110.3814](#) [[INSPIRE](#)].
- [26] M. Mezard, G. Parisi, and M.A. Virasoro, *Spin glass theory and beyond*, Lecture Notes in Physics volume 9, World Scientific, Singapore (1987).
- [27] D.J. Thouless, P.W. Anderson, and R.G. Palmer, *Solution of solvable model of a spin glass*, *Phil. Mag.* **35** (1977) 593.
- [28] R. Gregory and R. Laflamme, *Black strings and p-branes are unstable*, *Phys. Rev. Lett.* **70** (1993) 2837 [[hep-th/9301052](#)] [[INSPIRE](#)].
- [29] S.S. Gubser and I. Mitra, *Instability of charged black holes in Anti-de Sitter space*, [hep-th/0009126](#) [[INSPIRE](#)].
- [30] S.S. Gubser and I. Mitra, *The evolution of unstable black holes in Anti-de Sitter space*, *JHEP* **08** (2001) 018 [[hep-th/0011127](#)] [[INSPIRE](#)].
- [31] M.M. Caldarelli, O.J.C. Dias, R. Emparan and D. Klemm, *Black holes as lumps of fluid*, *JHEP* **04** (2009) 024 [[arXiv:0811.2381](#)] [[INSPIRE](#)].
- [32] S.K. Domokos and J.A. Harvey, *Baryon number-induced Chern-Simons couplings of vector and axial-vector mesons in holographic QCD*, *Phys. Rev. Lett.* **99** (2007) 141602 [[arXiv:0704.1604](#)] [[INSPIRE](#)].
- [33] S. Nakamura, H. Ooguri and C.-S. Park, *Gravity dual of spatially modulated phase*, *Phys. Rev. D* **81** (2010) 044018 [[arXiv:0911.0679](#)] [[INSPIRE](#)].

- [34] H. Ooguri and C.-S. Park, *Holographic end-point of spatially modulated phase transition*, *Phys. Rev. D* **82** (2010) 126001 [[arXiv:1007.3737](#)] [[INSPIRE](#)].
- [35] O. Bergman, N. Jokela, G. Lifschytz and M. Lippert, *Striped instability of a holographic Fermi-like liquid*, *JHEP* **10** (2011) 034 [[arXiv:1106.3883](#)] [[INSPIRE](#)].
- [36] M. Ammon et al., *On stability and transport of cold holographic matter*, *JHEP* **09** (2011) 030 [[arXiv:1108.1798](#)] [[INSPIRE](#)].
- [37] A. Donos and J.P. Gauntlett, *Holographic striped phases*, *JHEP* **08** (2011) 140 [[arXiv:1106.2004](#)] [[INSPIRE](#)].
- [38] A. Donos, J.P. Gauntlett and C. Pantelidou, *Spatially modulated instabilities of magnetic black branes*, *JHEP* **01** (2012) 061 [[arXiv:1109.0471](#)] [[INSPIRE](#)].
- [39] A. Donos, J.P. Gauntlett, J. Sonner and B. Withers, *Competing orders in M-theory: superfluids, stripes and metamagnetism*, *JHEP* **03** (2013) 108 [[arXiv:1212.0871](#)] [[INSPIRE](#)].
- [40] A. Donos and J.P. Gauntlett, *Holographic charge density waves*, *Phys. Rev. D* **87** (2013) 126008 [[arXiv:1303.4398](#)] [[INSPIRE](#)].
- [41] A. Donos, *Striped phases from holography*, *JHEP* **05** (2013) 059 [[arXiv:1303.7211](#)] [[INSPIRE](#)].
- [42] B. Withers, *The moduli space of striped black branes*, [arXiv:1304.2011](#) [[INSPIRE](#)].
- [43] M. Rozali, D. Smyth, E. Sorkin and J.B. Stang, *Striped order in AdS/CFT correspondence*, *Phys. Rev. D* **87** (2013) 126007 [[arXiv:1304.3130](#)] [[INSPIRE](#)].
- [44] K. Maeda, M. Natsuume and T. Okamura, *Vortex lattice for a holographic superconductor*, *Phys. Rev. D* **81** (2010) 026002 [[arXiv:0910.4475](#)] [[INSPIRE](#)].
- [45] T. Albash and C.V. Johnson, *Vortex and droplet engineering in holographic superconductors*, *Phys. Rev. D* **80** (2009) 126009 [[arXiv:0906.1795](#)] [[INSPIRE](#)].
- [46] N. Iizuka and K. Maeda, *Stripe instabilities of geometries with hyperscaling violation*, *Phys. Rev. D* **87** (2013) 126006 [[arXiv:1301.5677](#)] [[INSPIRE](#)].
- [47] S. Cremonini and A. Sinkovics, *Spatially modulated instabilities of geometries with hyperscaling violation*, *JHEP* **01** (2014) 099 [[arXiv:1212.4172](#)] [[INSPIRE](#)].
- [48] D. Vegh, *Holography without translational symmetry*, [arXiv:1301.0537](#) [[INSPIRE](#)].
- [49] S. Bolognesi and D. Tong, *Monopoles and holography*, *JHEP* **01** (2011) 153 [[arXiv:1010.4178](#)] [[INSPIRE](#)].
- [50] P. Sutcliffe, *Monopoles in AdS*, *JHEP* **08** (2011) 032 [[arXiv:1104.1888](#)] [[INSPIRE](#)].
- [51] D. Allahbakhshi, *On Holography of Julia-Zee dyon*, *JHEP* **09** (2011) 085 [[arXiv:1105.3677](#)] [[INSPIRE](#)].
- [52] Y.-Y. Bu, J. Erdmenger, J.P. Shock and M. Strydom, *Magnetic field induced lattice ground states from holography*, *JHEP* **03** (2013) 165 [[arXiv:1210.6669](#)] [[INSPIRE](#)].
- [53] S. Kachru, A. Karch and S. Yaida, *Holographic lattices, dimers and glasses*, *Phys. Rev. D* **81** (2010) 026007 [[arXiv:0909.2639](#)] [[INSPIRE](#)].
- [54] G.T. Horowitz, J.E. Santos and D. Tong, *Optical conductivity with holographic lattices*, *JHEP* **07** (2012) 168 [[arXiv:1204.0519](#)] [[INSPIRE](#)].
- [55] N. Bao, S. Harrison, S. Kachru and S. Sachdev, *Vortex lattices and crystalline geometries*, *Phys. Rev. D* **88** (2013) 026002 [[arXiv:1303.4390](#)] [[INSPIRE](#)].

- [56] S.A. Hartnoll and D.M. Hofman, *Locally critical resistivities from Umklapp scattering*, *Phys. Rev. Lett.* **108** (2012) 241601 [[arXiv:1201.3917](#)] [[INSPIRE](#)].
- [57] S.A. Hartnoll and C.P. Herzog, *Impure AdS/CFT correspondence*, *Phys. Rev. D* **77** (2008) 106009 [[arXiv:0801.1693](#)] [[INSPIRE](#)].
- [58] M. Fujita, Y. Hikida, S. Ryu and T. Takayanagi, *Disordered systems and the replica method in AdS/CFT*, *JHEP* **12** (2008) 065 [[arXiv:0810.5394](#)] [[INSPIRE](#)].
- [59] S. Ryu, T. Takayanagi and T. Ugajin, *Holographic conductivity in disordered systems*, *JHEP* **04** (2011) 115 [[arXiv:1103.6068](#)] [[INSPIRE](#)].
- [60] A. Adams and S. Yaida, *Disordered holographic systems I: functional renormalization*, [arXiv:1102.2892](#) [[INSPIRE](#)].
- [61] A. Adams and S. Yaida, *Disordered holographic systems: marginal relevance of imperfection*, *Phys. Rev. D* **90** (2014) 046007 [[arXiv:1201.6366](#)] [[INSPIRE](#)].
- [62] O. Saremi, *Disorder in gauge/gravity duality, pole spectrum statistics and random matrix theory*, *Class. Quant. Grav.* **31** (2014) 095014 [[arXiv:1206.1856](#)] [[INSPIRE](#)].
- [63] G.T. Horowitz and M.M. Roberts, *Dynamics of first order transitions with gravity duals*, *JHEP* **02** (2007) 076 [[hep-th/0701099](#)] [[INSPIRE](#)].
- [64] B. de Wit, P.G. Lauwers, R. Philippe, S.Q. Su and A. Van Proeyen, *Gauge and matter fields coupled to $N = 2$ supergravity*, *Phys. Lett. B* **134** (1984) 37 [[INSPIRE](#)].
- [65] A. Van Proeyen, *Supergravity with Fayet-Iliopoulos terms and R-symmetry*, *Fortsch. Phys.* **53** (2005) 997 [[hep-th/0410053](#)] [[INSPIRE](#)].
- [66] P. Binetruy, G. Dvali, R. Kallosh and A. Van Proeyen, *Fayet-Iliopoulos terms in supergravity and cosmology*, *Class. Quant. Grav.* **21** (2004) 3137 [[hep-th/0402046](#)] [[INSPIRE](#)].
- [67] K. Hristov, *Lessons from the vacuum structure of 4D $N = 2$ supergravity*, [arXiv:1207.3830](#) [[INSPIRE](#)].
- [68] D. Anninos, T. Anous, J. Barandes, F. Denef and B. Gaasbeek, *Hot halos and galactic glasses*, *JHEP* **01** (2012) 003 [[arXiv:1108.5821](#)] [[INSPIRE](#)].
- [69] K. Behrndt, D. Lüst and W.A. Sabra, *Stationary solutions of $N = 2$ supergravity*, *Nucl. Phys. B* **510** (1998) 264 [[hep-th/9705169](#)] [[INSPIRE](#)].
- [70] F. Denef, *Supergravity flows and D-brane stability*, *JHEP* **08** (2000) 050 [[hep-th/0005049](#)] [[INSPIRE](#)].
- [71] G. Lopes Cardoso, B. de Wit, J. Kappeli and T. Mohaupt, *Stationary BPS solutions in $N = 2$ supergravity with R^2 interactions*, *JHEP* **12** (2000) 019 [[hep-th/0009234](#)] [[INSPIRE](#)].
- [72] B. Bates and F. Denef, *Exact solutions for supersymmetric stationary black hole composites*, *JHEP* **11** (2011) 127 [[hep-th/0304094](#)] [[INSPIRE](#)].
- [73] F. Denef and G.W. Moore, *Split states, entropy enigmas, holes and halos*, *JHEP* **11** (2011) 129 [[hep-th/0702146](#)] [[INSPIRE](#)].
- [74] B.D. Chowdhury and B. Vercnocke, *New instability of non-extremal black holes: spitting out supertubes*, *JHEP* **02** (2012) 116 [[arXiv:1110.5641](#)] [[INSPIRE](#)].
- [75] B.D. Chowdhury, D.R. Mayerson and B. Vercnocke, *Phases of non-extremal multi-centered bound states*, *JHEP* **12** (2013) 054 [[arXiv:1307.5846](#)] [[INSPIRE](#)].

- [76] M.J. Duff and J.T. Liu, *Anti-de Sitter black holes in gauged $N = 8$ supergravity*, *Nucl. Phys. B* **554** (1999) 237 [[hep-th/9901149](#)] [[INSPIRE](#)].
- [77] S.S. Gubser, *Breaking an Abelian gauge symmetry near a black hole horizon*, *Phys. Rev. D* **78** (2008) 065034 [[arXiv:0801.2977](#)] [[INSPIRE](#)].
- [78] S.A. Hartnoll, C.P. Herzog and G.T. Horowitz, *Building a holographic superconductor*, *Phys. Rev. Lett.* **101** (2008) 031601 [[arXiv:0803.3295](#)] [[INSPIRE](#)].
- [79] F. Denef and S.A. Hartnoll, *Landscape of superconducting membranes*, *Phys. Rev. D* **79** (2009) 126008 [[arXiv:0901.1160](#)] [[INSPIRE](#)].
- [80] S. Gukov, C. Vafa and E. Witten, *CFT's from Calabi-Yau four folds*, *Nucl. Phys. B* **584** (2000) 69 [Erratum *ibid.* **B 608** (2001) 477] [[hep-th/9906070](#)] [[INSPIRE](#)].
- [81] P. Breitenlohner and D.Z. Freedman, *Stability in gauged extended supergravity*, *Annals Phys.* **144** (1982) 249 [[INSPIRE](#)].
- [82] P. Kovtun and A. Ritz, *Universal conductivity and central charges*, *Phys. Rev. D* **78** (2008) 066009 [[arXiv:0806.0110](#)] [[INSPIRE](#)].
- [83] O. Aharony, O. Bergman, D.L. Jafferis and J. Maldacena, *$N = 6$ superconformal Chern-Simons-matter theories, $M2$ -branes and their gravity duals*, *JHEP* **10** (2008) 091 [[arXiv:0806.1218](#)] [[INSPIRE](#)].
- [84] M. Billó et al., *The 0-brane action in a general $D = 4$ supergravity background*, *Class. Quant. Grav.* **16** (1999) 2335 [[hep-th/9902100](#)] [[INSPIRE](#)].
- [85] M. Shmakova, *Calabi-Yau black holes*, *Phys. Rev. D* **56** (1997) 540 [[hep-th/9612076](#)] [[INSPIRE](#)].
- [86] M.M. Caldarelli and D. Klemm, *Supersymmetry of Anti-de Sitter black holes*, *Nucl. Phys. B* **545** (1999) 434 [[hep-th/9808097](#)] [[INSPIRE](#)].
- [87] K. Behrndt, M. Cvetič and W.A. Sabra, *Nonextreme black holes of five-dimensional $N = 2$ AdS supergravity*, *Nucl. Phys. B* **553** (1999) 317 [[hep-th/9810227](#)] [[INSPIRE](#)].
- [88] W.A. Sabra, *Anti-de Sitter BPS black holes in $N = 2$ gauged supergravity*, *Phys. Lett. B* **458** (1999) 36 [[hep-th/9903143](#)] [[INSPIRE](#)].
- [89] A.H. Chamseddine and W.A. Sabra, *Magnetic and dyonic black holes in $D = 4$ gauged supergravity*, *Phys. Lett. B* **485** (2000) 301 [[hep-th/0003213](#)] [[INSPIRE](#)].
- [90] S. Cucu, H. Lü and J.F. Vazquez-Poritz, *Interpolating from $AdS_{D-2} \times S^2$ to AdS_D* , *Nucl. Phys. B* **677** (2004) 181 [[hep-th/0304022](#)] [[INSPIRE](#)].
- [91] Z.-W. Chong, M. Cvetič, H. Lü and C.N. Pope, *Charged rotating black holes in four-dimensional gauged and ungauged supergravities*, *Nucl. Phys. B* **717** (2005) 246 [[hep-th/0411045](#)] [[INSPIRE](#)].
- [92] S.L. Cacciatori and D. Klemm, *Supersymmetric AdS_4 black holes and attractors*, *JHEP* **01** (2010) 085 [[arXiv:0911.4926](#)] [[INSPIRE](#)].
- [93] T. Kimura, *Non-supersymmetric extremal RN-AdS black holes in $N = 2$ gauged supergravity*, *JHEP* **09** (2010) 061 [[arXiv:1005.4607](#)] [[INSPIRE](#)].
- [94] K. Goldstein et al., *Holography of dyonic dilaton black branes*, *JHEP* **10** (2010) 027 [[arXiv:1007.2490](#)] [[INSPIRE](#)].
- [95] D.D.K. Chow, *Two-charge rotating black holes in four-dimensional gauged supergravity*, *Class. Quant. Grav.* **28** (2011) 175004 [[arXiv:1012.1851](#)] [[INSPIRE](#)].

- [96] G. Dall'Agata and A. Gnechchi, *Flow equations and attractors for black holes in $N = 2$ U(1) gauged supergravity*, *JHEP* **03** (2011) 037 [[arXiv:1012.3756](#)] [[INSPIRE](#)].
- [97] K. Hristov and S. Vandoren, *Static supersymmetric black holes in AdS_4 with spherical symmetry*, *JHEP* **04** (2011) 047 [[arXiv:1012.4314](#)] [[INSPIRE](#)].
- [98] C. Toldo and S. Vandoren, *Static nonextremal AdS_4 black hole solutions*, *JHEP* **09** (2012) 048 [[arXiv:1207.3014](#)] [[INSPIRE](#)].
- [99] D. Klemm and O. Vaughan, *Nonextremal black holes in gauged supergravity and the real formulation of special geometry*, *JHEP* **01** (2013) 053 [[arXiv:1207.2679](#)] [[INSPIRE](#)].
- [100] D. Klemm and O. Vaughan, *Nonextremal black holes in gauged supergravity and the real formulation of special geometry II*, *Class. Quant. Grav.* **30** (2013) 065003 [[arXiv:1211.1618](#)] [[INSPIRE](#)].
- [101] A. Gnechchi and C. Toldo, *On the non-BPS first order flow in $N = 2$ U(1)-gauged supergravity*, *JHEP* **03** (2013) 088 [[arXiv:1211.1966](#)] [[INSPIRE](#)].
- [102] T. Hertog and K. Maeda, *Black holes with scalar hair and asymptotics in $N = 8$ supergravity*, *JHEP* **07** (2004) 051 [[hep-th/0404261](#)] [[INSPIRE](#)].
- [103] A.J. Amsel and M.M. Roberts, *Stability in holographic theories with irrelevant deformations*, *Phys. Rev. D* **87** (2013) 086007 [[arXiv:1211.2840](#)] [[INSPIRE](#)].
- [104] V. Balasubramanian and P. Kraus, *A stress tensor for Anti-de Sitter gravity*, *Commun. Math. Phys.* **208** (1999) 413 [[hep-th/9902121](#)] [[INSPIRE](#)].
- [105] J. Louko and S.N. Winters-Hilt, *Hamiltonian thermodynamics of the Reissner-Nordstrom anti-de Sitter black hole*, *Phys. Rev. D* **54** (1996) 2647 [[gr-qc/9602003](#)] [[INSPIRE](#)].
- [106] A. Chamblin, R. Emparan, C.V. Johnson and R.C. Myers, *Charged AdS black holes and catastrophic holography*, *Phys. Rev. D* **60** (1999) 064018 [[hep-th/9902170](#)] [[INSPIRE](#)].
- [107] K. Hristov, C. Toldo and S. Vandoren, *Phase transitions of magnetic AdS_4 black holes with scalar hair*, *Phys. Rev. D* **88** (2013) 026019 [[arXiv:1304.5187](#)] [[INSPIRE](#)].
- [108] S.W. Hawking and D.N. Page, *Thermodynamics of black holes in Anti-de Sitter space*, *Commun. Math. Phys.* **87** (1983) 577 [[INSPIRE](#)].
- [109] E. Witten, *Anti-de Sitter space, thermal phase transition and confinement in gauge theories*, *Adv. Theor. Math. Phys.* **2** (1998) 505 [[hep-th/9803131](#)] [[INSPIRE](#)].
- [110] N. Ogawa, T. Takayanagi and T. Ugajin, *Holographic Fermi surfaces and entanglement entropy*, *JHEP* **01** (2012) 125 [[arXiv:1111.1023](#)] [[INSPIRE](#)].
- [111] L. Huijse, S. Sachdev and B. Swingle, *Hidden Fermi surfaces in compressible states of gauge-gravity duality*, *Phys. Rev. B* **85** (2012) 035121 [[arXiv:1112.0573](#)] [[INSPIRE](#)].
- [112] N. Iizuka et al., *Extremal horizons with reduced symmetry: hyperscaling violation, stripes and a classification for the homogeneous case*, *JHEP* **03** (2013) 126 [[arXiv:1212.1948](#)] [[INSPIRE](#)].
- [113] E. Shaghoulian, *Holographic entanglement entropy and Fermi surfaces*, *JHEP* **05** (2012) 065 [[arXiv:1112.2702](#)] [[INSPIRE](#)].
- [114] X. Dong, S. Harrison, S. Kachru, G. Torroba and H. Wang, *Aspects of holography for theories with hyperscaling violation*, *JHEP* **06** (2012) 041 [[arXiv:1201.1905](#)] [[INSPIRE](#)].
- [115] A. Donos, J.P. Gauntlett and C. Pantelidou, *Semi-local quantum criticality in string/M-theory*, *JHEP* **03** (2013) 103 [[arXiv:1212.1462](#)] [[INSPIRE](#)].

- [116] I. Bena and N.P. Warner, *Bubbling supertubes and foaming black holes*, *Phys. Rev. D* **74** (2006) 066001 [[hep-th/0505166](#)] [[INSPIRE](#)].
- [117] M.C.N. Cheng, *More bubbling solutions*, *JHEP* **03** (2007) 070 [[hep-th/0611156](#)] [[INSPIRE](#)].
- [118] F. Denef, *Quantum quivers and Hall/hole halos*, *JHEP* **10** (2002) 023 [[hep-th/0206072](#)] [[INSPIRE](#)].
- [119] S.G. Avery and J. Michelson, *Mechanics and quantum supermechanics of a monopole probe including a Coulomb potential*, *Phys. Rev. D* **77** (2008) 085001 [[arXiv:0712.0341](#)] [[INSPIRE](#)].
- [120] D.-E. Diaconescu and R. Entin, *A nonrenormalization theorem for the $D = 1$, $N = 8$ vector multiplet*, *Phys. Rev. D* **56** (1997) 8045 [[hep-th/9706059](#)] [[INSPIRE](#)].
- [121] E. D'Hoker and L. Vinet, *Spectrum (super)symmetries of particles in a Coulomb potential*, *Nucl. Phys. B* **260** (1985) 79 [[INSPIRE](#)].
- [122] E. D'Hoker and L. Vinet, *Hidden symmetries and accidental degeneracy for a spin 1/2 particle in the field of a dyon*, *Lett. Math. Phys.* **12** (1986) 71 [[INSPIRE](#)].
- [123] E. D'Hoker and L. Vinet, *Constants of motion for a spin 1/2 particle in the field of a dyon*, *Phys. Rev. Lett.* **55** (1985) 1043 [[INSPIRE](#)].
- [124] L. Feher, P.A. Horvathy and L. O'Raiheartaigh, *Separating the dyon system*, *Phys. Rev. D* **40** (1989) 666 [[INSPIRE](#)].
- [125] L.G. Feher and P.A. Horvathy, *Non-relativistic scattering of a spin-1/2 particle off a self-dual monopole*, *Mod. Phys. Lett. A* **3** (1988) 1451 [[arXiv:0903.0249](#)] [[INSPIRE](#)].
- [126] F. Bloore and P.A. Horvathy, *Helicity supersymmetry of dyons*, *J. Math. Phys.* **33** (1992) 1869 [[hep-th/0512144](#)] [[INSPIRE](#)].
- [127] R.A. Coles and G. Papadopoulos, *The geometry of the one-dimensional supersymmetric nonlinear σ -models*, *Class. Quant. Grav.* **7** (1990) 427 [[INSPIRE](#)].
- [128] P.A. Horvathy, *The Biedenharn approach to relativistic Coulomb-type problems*, *Rev. Math. Phys.* **18** (2006) 311 [[hep-th/0601123](#)] [[INSPIRE](#)].
- [129] E. Ivanov, S. Krivonos and O. Lechtenfeld, *New variant of $N = 4$ superconformal mechanics*, *JHEP* **03** (2003) 014 [[hep-th/0212303](#)] [[INSPIRE](#)].
- [130] A. Nersessian and V. Ohanyan, *Multi-center MICZ-Kepler systems*, *Theor. Math. Phys.* **155** (2008) 618 [[arXiv:0705.0727](#)] [[INSPIRE](#)].
- [131] D. Anninos, T. Anous, F. Denef, G. Konstantinidis and E. Shaghoulian, *Supergoop dynamics*, *JHEP* **03** (2013) 081 [[arXiv:1205.1060](#)] [[INSPIRE](#)].
- [132] J. Manschot, B. Pioline and A. Sen, *On the Coulomb and Higgs branch formulae for multi-centered black holes and quiver invariants*, *JHEP* **05** (2013) 166 [[arXiv:1302.5498](#)] [[INSPIRE](#)].
- [133] J. Manschot, B. Pioline and A. Sen, *From black holes to quivers*, *JHEP* **11** (2012) 023 [[arXiv:1207.2230](#)] [[INSPIRE](#)].
- [134] J. Manschot, B. Pioline and A. Sen, *A fixed point formula for the index of multi-centered $N = 2$ black holes*, *JHEP* **05** (2011) 057 [[arXiv:1103.1887](#)] [[INSPIRE](#)].
- [135] J. Manschot, B. Pioline and A. Sen, *Wall crossing from Boltzmann black hole halos*, *JHEP* **07** (2011) 059 [[arXiv:1011.1258](#)] [[INSPIRE](#)].

- [136] E. Witten, *SL(2, Z) action on three-dimensional conformal field theories with Abelian symmetry*, [hep-th/0307041](#) [INSPIRE].
- [137] E. Witten, *Anti-de Sitter space and holography*, *Adv. Theor. Math. Phys.* **2** (1998) 253 [[hep-th/9802150](#)] [INSPIRE].
- [138] C.E. Wayne, *Vortices and two-dimensional fluid motion*, *AMS Notices* **58** (2011) 1.
- [139] D. Cassani, P. Koerber and O. Varela, *All homogeneous $N = 2$ M-theory truncations with supersymmetric AdS₄ vacua*, *JHEP* **11** (2012) 173 [[arXiv:1208.1262](#)] [INSPIRE].
- [140] D. Cassani and A.-K. Kashani-Poor, *Exploiting $N = 2$ in consistent coset reductions of type IIA*, *Nucl. Phys. B* **817** (2009) 25 [[arXiv:0901.4251](#)] [INSPIRE].
- [141] S. Franco, A. Hanany, J. Park and D. Rodriguez-Gomez, *Towards M2-brane theories for generic toric singularities*, *JHEP* **12** (2008) 110 [[arXiv:0809.3237](#)] [INSPIRE].
- [142] S. Franco, I.R. Klebanov and D. Rodriguez-Gomez, *M2-branes on orbifolds of the cone over $Q^{1,1,1}$* , *JHEP* **08** (2009) 033 [[arXiv:0903.3231](#)] [INSPIRE].
- [143] A. Tomasiello and A. Zaffaroni, *Parameter spaces of massive IIA solutions*, *JHEP* **04** (2011) 067 [[arXiv:1010.4648](#)] [INSPIRE].
- [144] A. Tomasiello, *New string vacua from twistor spaces*, *Phys. Rev. D* **78** (2008) 046007 [[arXiv:0712.1396](#)] [INSPIRE].
- [145] D. Martelli and J. Sparks, *Notes on toric Sasaki-Einstein seven-manifolds and AdS₄/CFT₃*, *JHEP* **11** (2008) 016 [[arXiv:0808.0904](#)] [INSPIRE].
- [146] M. Gabella, D. Martelli, A. Passias and J. Sparks, *$\mathcal{N} = 2$ supersymmetric AdS₄ solutions of M-theory*, *Commun. Math. Phys.* **325** (2014) 487 [[arXiv:1207.3082](#)] [INSPIRE].
- [147] D. Martelli and J. Sparks, *Toric geometry, Sasaki-Einstein manifolds and a new infinite class of AdS/CFT duals*, *Commun. Math. Phys.* **262** (2006) 51 [[hep-th/0411238](#)] [INSPIRE].
- [148] J.P. Gauntlett, D. Martelli, J.F. Sparks and D. Waldram, *A new infinite class of Sasaki-Einstein manifolds*, *Adv. Theor. Math. Phys.* **8** (2006) 987 [[hep-th/0403038](#)] [INSPIRE].
- [149] O. Aharony, O. Bergman and D.L. Jafferis, *Fractional M2-branes*, *JHEP* **11** (2008) 043 [[arXiv:0807.4924](#)] [INSPIRE].
- [150] M.J. Duff, B.E.W. Nilsson and C.N. Pope, *Kaluza-Klein supergravity*, *Phys. Rept.* **130** (1986) 1 [INSPIRE].
- [151] E. Witten, *Baryons and branes in Anti-de Sitter space*, *JHEP* **07** (1998) 006 [[hep-th/9805112](#)] [INSPIRE].
- [152] S.S. Gubser and I.R. Klebanov, *Baryons and domain walls in an $N = 1$ superconformal gauge theory*, *Phys. Rev. D* **58** (1998) 125025 [[hep-th/9808075](#)] [INSPIRE].
- [153] D. Berenstein, C.P. Herzog and I.R. Klebanov, *Baryon spectra and AdS/CFT correspondence*, *JHEP* **06** (2002) 047 [[hep-th/0202150](#)] [INSPIRE].
- [154] I.R. Klebanov, S.S. Pufu and T. Tesileanu, *Membranes with topological charge and AdS₄/CFT₃ correspondence*, *Phys. Rev. D* **81** (2010) 125011 [[arXiv:1004.0413](#)] [INSPIRE].
- [155] A. Donos and J.P. Gauntlett, *Supersymmetric quantum criticality supported by baryonic charges*, *JHEP* **10** (2012) 120 [[arXiv:1208.1494](#)] [INSPIRE].
- [156] J.P. Gauntlett, S. Kim, O. Varela and D. Waldram, *Consistent supersymmetric*

- Kaluza-Klein truncations with massive modes*, *JHEP* **04** (2009) 102 [[arXiv:0901.0676](#)] [[INSPIRE](#)].
- [157] A. Amir, Y. Oreg and Y. Yospheh, *Electron glass dynamics*, *Annu. Rev. Cond. Mat. Phys.* **2** (2011) 235 [[arXiv:1010.5767](#)].
- [158] A. Amir, Ariel, Y. Oreg and Y. Imry, *On relaxations and aging of various glasses*, *Proc. Nat. Acad. Sci.* **109** (2012) 1850.
- [159] A. Amir, *Localization, anomalous diffusion and slow relaxations in disordered systems*, <http://online.kitp.ucsb.edu/online/electroglass10/amir/>.
- [160] A. Barrat and M. Mézard, *Phase space diffusion and low temperature aging*, *J. de Phys. I* **5** (1995) 941.
- [161] J.P. Bouchaud and A. Georges, *Anomalous diffusion in disordered media: statistical mechanisms, models and physical applications*, *Phys. Rep.* **195** (1990) 127.
- [162] R.G. Palmer, D.L. Stein, E. Abrahams and P.W. Anderson, *Models of hierarchically constrained dynamics for glassy relaxation*, *Phys. Rev. Lett.* **53** (1984) 958.
- [163] W. Weber, *Über die Elastizität der Seidenfäden*, *Ann. Phys. Chem.* **34** (1835) 247.
- [164] Vaknin, A., Zvi Ovadyahu, and M. Pollak, *Aging effects in an Anderson insulator*, *Phys. Rev. Lett.* **84** (2000) 3402.
- [165] Z. Ovadyahu, Y.M. Xiong and P.W. Adams, *Intrinsic electron glassiness in strongly localized Be films*, *Phys. Rev. B* **82** (2010) 195404 [Erratum *ibid.* **B 82** (2010) 199903].
- [166] F. Deneff and M.R. Douglas, *Distributions of flux vacua*, *JHEP* **05** (2004) 072 [[hep-th/0404116](#)] [[INSPIRE](#)].
- [167] E. D'Hoker, D.Z. Freedman, S.D. Mathur, A. Matusis and L. Rastelli, *Graviton and gauge boson propagators in AdS(d+1)*, *Nucl. Phys. B* **562** (1999) 330 [[hep-th/9902042](#)] [[INSPIRE](#)].
- [168] http://en.wikipedia.org/wiki/Eddy_current_brake.
- [169] O. DeWolfe, A. Giryavets, S. Kachru and W. Taylor, *Type IIA moduli stabilization*, *JHEP* **07** (2005) 066 [[hep-th/0505160](#)] [[INSPIRE](#)].
- [170] G. Torroba and H. Wang, *Black branes in flux compactifications*, *JHEP* **10** (2013) 126 [[arXiv:1306.3982](#)] [[INSPIRE](#)].
- [171] E.T. Whittaker, *Electric phenomena in a gravitational field*, *Proc. Roy. Soc. London Sect. A* **116** (1927) 720.
- [172] E.T. Copson, *On electrostatics in a gravitational field*, *Proc. Roy. Soc. London Sect. A* **118** (1928) 184.
- [173] J. Hadamard, *Lectures on Cauchy's problem in linear partial differential equations*, Dover, New York U.S.A. (1953), see chapter 3.
- [174] E.T. Copson, *Electrostatics in a gravitational field*, *Proc. Roy. Soc. Edinburgh* **80A** (1978) 201.
- [175] T.C. Bradbury, *Radiation damping in classical electrodynamics*, *Ann. Phys.* **19** (1962) 323.
- [176] E. Eriksen and O. Gron, *Electrodynamics of hyperbolically accelerated charges V. The field of a charge in the Rindler space and the Milne space*, *Ann. Phys.* **313** (2004) 313147.